


# BIBA - Wall-hung unit 1 drawer - 600/700/800/900/1000



## Exterior finishes



## Interior finishes



## Technical information

Front Panels (e=19 mm):

- Mate: MDF board lacquered with matt water-based paint.
- Wood: MDF board PVC coated with 3D foil wrapping technology.

Side Panels (e=16mm):

- Mate: laminated particle board lacquered with matt water-based paint.
- Wood: laminated particle board. PVC edging "Testa" design with PUR glue.

Internal Structure Panels (e=16mm): Laminated particle board onix finish.

\*All panels used in the manufacture of this unit are classed as E-1 grade with low level of formaldehyde content.

\*Trim varies according to design: PVC, ABS (edged with PUR glue)

## Packaging dimensions and weight

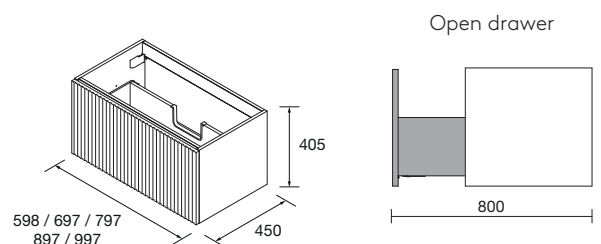
	600	700	800	900	1000
Length (mm)	660	760	860	960	1060
Depth (mm)	510				
Height (mm)	470				
Net weight (kg)	19,4	21,3	20,7	25,1	24,2
Gross weight (kg)	17,3	19	23,2	22,5	27,1

## Fittings

Handle: Heavy duty hanger with three independent adjustments accessible from the front. Load capacity of 70Kg.

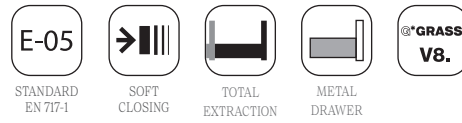
Drawers: metallic drawer Grass, Vionaro V8, Height 200 mm. Highend hidden runners with total extraction, soft close and Side and height adjustment. Maximum load capacity: 30 kgs.

## Dimensions



Back free space for water conections

# BIBA - Wall-hung unit 1 drawer - 600/700/800/900/1000



## Exterior finishes



## Interior finishes



## Technical information

### Front Panels (e=19 mm):

- Mate: MDF board lacquered with matt water-based paint.
- Wood: MDF board PVC coated with 3D foil wrapping technology.

### Side Panels (e=16mm):

- Mate: laminated particle board lacquered with matt water-based paint.
- Wood: laminated particle board. PVC edging "Testa" design with PUR glue.

### Internal Structure Panels (e=16mm): Laminated particle board onix finish.

\*All panels used in the manufacture of this unit are classed as E-1 grade with low level of formaldehyde content.

\*Trim varies according to design: PVC, ABS (edged with PUR glue)

## Packaging dimensions and weight

	600	700	800	900	1000
Length (mm)	660	760	860	960	1060
Depth (mm)	510				
Height (mm)	470				
Net weight (kg)	20,2	22,2	24,4	26,5	28,7
Gross weight (kg)	18,1	24,5	26,8	29,2	31,5

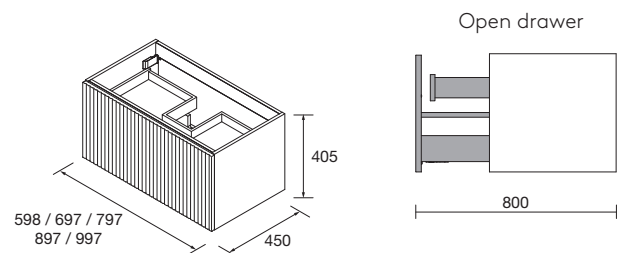
## Fittings

Handle: Heavy duty hanger with three independent adjustments accessible from the front. Load capacity of 70Kg.

Drawers: metallic drawer Grass, Vionaro V8. Highend hidden runners with total extraction, soft close and Side and height adjustment. Maximum load capacity: 30 kgs.

Internal drawer rail: Hettich hidden plus extraction rails with soft close and height adjustment. Max. load capacity 25 Kg.

## Dimensions



## Back free space for water conections

# BIBA - Wall-hung unit 21 drawers - 600/700/800/900/1000



## Exterior finishes



## Interior finishes



## Technical information

Front Panels (e=19 mm):

- Mate: MDF board lacquered with matt water-based paint.
- Wood: MDF board PVC coated with 3D foil wrapping technology.

Side Panels (e=16mm):

- Mate: laminated particle board lacquered with matt water-based paint.
- Wood: laminated particle board. PVC edging "Testa" design with PUR glue.

Internal Structure Panels (e=16mm): Laminated particle board onix finish.

\*All panels used in the manufacture of this unit are classed as E-1 grade with low level of formaldehyde content.

\*Trim varies according to design: PVC, ABS (edged with PUR glue)

## Fittings

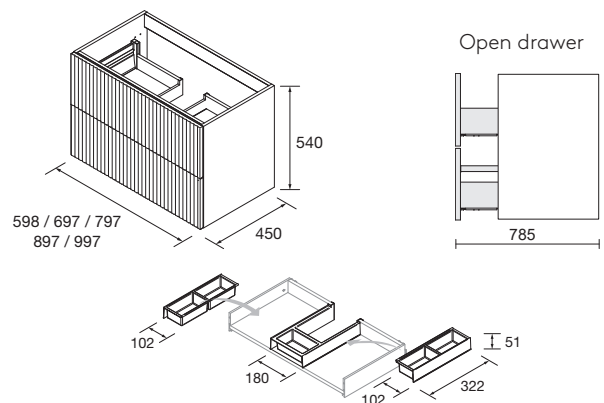
Handle: Heavy duty hanger with three independent adjustments accessible from the front. Load capacity of 70Kg.

Drawers: metallic drawer Grass, Vionaro V8. Highend hidden runners with total extraction, soft close and Side and height adjustment. Maximum load capacity: 30 kgs.

## Packaging dimensions and weight

	600	700	800	900	1000
Lenght (mm)	660	760	860	960	1060
Depth (mm)	510				
Height (mm)	610				
Net weight (kg)	25	26,3	27,1	29,7	32,6
Gross weight (kg)	24,8	29	30,2	32,8	35,7

## Dimensions



## Back free space for water conections



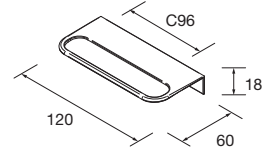
Brushed Gold



Matt White  
RAL 9003



Matt Black  
RAL 9004



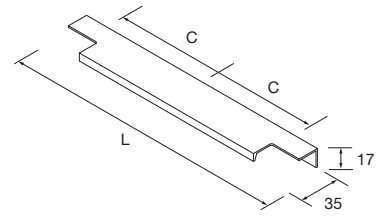
Matt Gold  
RAL 1036



Matt Anodized



Brushed Black



L	595	694	794	894	994
C	256	320	352	416	448



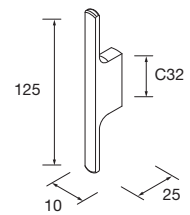
Brushed Gold



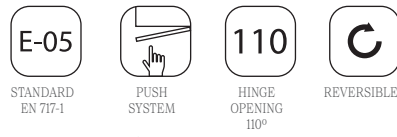
Inox



Brushed Black



# ALLIANCE - Wall hung storage unit 1 door



## Exterior finishes



## Interior finishes



## Technical information

Front Panels (e=19 mm):

- Mate: MDF board lacquered with matt water-based paint.
- Wood: MDF board PVC coated with 3D foil wrapping technology.

Side Panels (e=16mm):

- Mate: laminated particle board lacquered with matt water-based paint.
- Wood: laminated particle board. PVC edging "Testa" design with PUR glue.

Internal Structure Panels (e=16mm): Laminated particle board onix finish.

\*All panels used in the manufacture of this unit are classed as E-1 grade with low level of formaldehyde content.

\*Trim varies according to design: PVC, ABS (edged with PUR glue)

## Packaging dimensions and weight

	300 x 540	300 x 405
Length (mm)	360	360
Depth (mm)	510	510
Height (mm)	620	485
Net weight (kg)	11,7	11
Gross weight (kg)	13,6	12,4

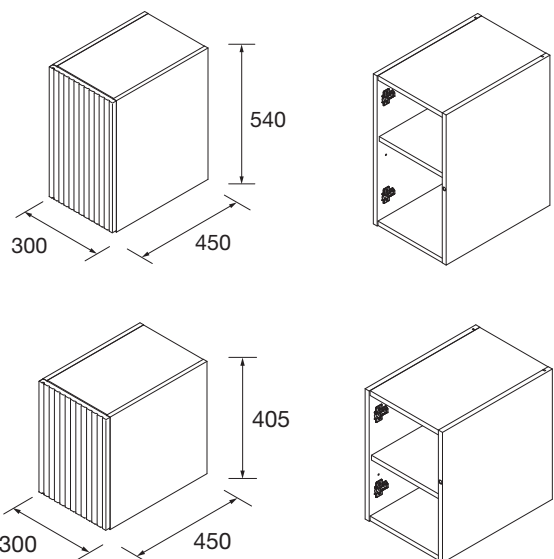
## Fittings

Hangers: high resistance wall brackets with three independent regulations. Load capacity 70Kg.

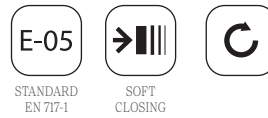
Hinges: Hettich hinges with adjustment. Opening 110°.

Push: Push opening system with piston with opening adjustment

## Dimensions



# PILLAR BIBA - 2 doors - height 1600



## Exterior finishes



## Interior finishes



## Packaging dimensions and weight

	1600
Lenght (mm)	415
Depth (mm)	415
Height (mm)	1680
Net weight (kg)	27,5
Gross weight (kg)	29,9

## Technical information

Front Panels (e=19 mm):

- Mate: MDF board lacquered with matt water-based paint.
- Wood: MDF board PVC coated with 3D foil wrapping technology.

Side Panels (e=16mm):

- Mate: laminated particle board lacquered with matt water-based paint.
- Wood: laminated particle board. PVC edging "Testa" design with PUR glue.

Internal Structure Panels (e=16mm): Laminated particle board onix finish.

\*All panels used in the manufacture of this unit are classed as E-1 grade with low level of formaldehyde content.

\*Trim varies according to design: PVC, ABS (edged with PUR glue)

## Fittings

Hangers: Heavy duty hanger with three independent adjustments accessible from the front. Load capacity 70Kg.

Hinge: Hettich hinge with damped locking.

## Dimensions

