

**Be Spellbound!**

# **Baby Jake's Birthday**

*Learn 9 Ways to Spell the Long A Sound*



Written by Karen Sandelin


Illustrated by Lavinia Letheby

<sup>10</sup>✓<sub>10</sub> **Clever Speller**  
Story Based Learning



**Baby Jake's birthday**  
is the **eighth** of **May**.  
They're having  
a party on **Sunday**.





The lady next door  
is making cakes,  
and the neighbours are  
bringing their favourite bakes.



On Saturday they set up  
the garden with tables,  
and balloons on the  
gates and the gables.





If it rains the plans  
may be changed,  
Dad said the shed  
could be rearranged.



Everybody arrived  
and no-one was late.  
Baby was having great  
fun with his mates.





Escaping from  
crazy paper and tape  
and looking cute  
in his super man cape.



**J**amie and **J**ane were in charge of the **g**ames, and **l**abelling **p**lacemats with everyone's **n**ames.






They gave the kids hats  
and painted their faces,  
and made trains and planes  
out of boxes for races.



**J**amie helped them  
hold on to the **re**ins,  
of rocking horses  
with **z**any **ma**nes.






A **safe place** to **play** was  
their **main aim** that **day**,  
as **they** **raced** **eight** **ways**  
around the **hay**.




**They played pass the parcel  
and peek-a-boo chasey,  
running around after  
Casey and Stacey.**





**They made a conga chain  
crawling like snails,  
but their brakes nearly failed  
while chasing their tails!**



Then they stayed in the  
sand pit under the shade,  
and built a castle and cave  
with a spade.





With buckets and pails  
they made a lake,  
but Jake looked pale  
and needed a break.



Later when he was awake  
they ate,  
the waiter had put them  
in a hungry state.





The table was laden  
with crepes and grapes,  
and plates of plain  
and decorated shapes.



set out so no space  
went to waste,  
it was very much  
to everyone's taste.





Anything remaining  
was put on a tray,  
with lollies and cake  
to take away.




All of the babies were  
so well behaved,  
as they smiled for  
the camera and waved.





The parents thanked  
all who **came** today,  
and **Jamie** and **Jane**  
for such a **great** day.



They sang Happy Birthday,  
cheered Hip Hooray,  
and blew out the flame  
in the same usual way.





Did Baby make  
a wish today?  
He's only one  
and cannot say!

# ***Congratulations!***

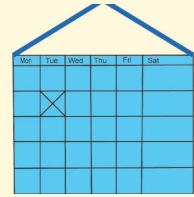
**You are Learning to Spell  
the Long A Sound in 9 Different Ways!**



**ba**by



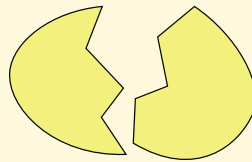
**ra**in




**da**y



**ca**ke



**br**ea

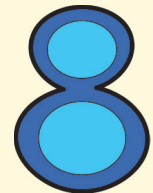


**re**ins



**cr**epes

**th**ey



**ei**ght





# Long A Word Families

## 'a\_e' List 1

ate  
cake  
cape  
cave  
face  
game  
gate  
lake  
late  
race  
take  
tape

## 'a\_e' List 2

cakes  
came  
gave  
Jake  
Jane  
made  
mates  
names  
pale  
place  
safe  
same

## 'a\_e' List 3

bakes  
brakes  
Casey  
changed  
chasey  
grapes  
manes  
planes  
plates  
raced  
races  
shapes  
Stacey

## 'a\_e' List 4


awake  
behaved  
changed  
decorated  
flame  
placemats  
rearranged  
shade  
space  
spade  
state  
waved

## 'ay' List 1

day  
hay  
May  
may  
say  
way  
ways

## 'ay' List 1

away  
birthday  
hooray  
play  
played  
Saturday  
stayed  
Sunday  
today  
tray



## 'a' List 1

babies  
baby  
Jamie  
lady  
later  
making  
paper  
table  
tables

## 'a' List 2

crazy  
escaping  
favorite  
gables  
labeling  
laden  
waste  
zany

## 'ai'

aim  
chain  
failed  
main  
pail  
painted  
plain  
rain  
remaining  
snails  
tail  
trains  
wait

## 'eigh'

eight  
eighth  
neighbors

## 'ea'

break

## 'e\_e'


crepes

## 'ei'

reins

## 'ey'

they





# Tricky Sight Words



'a'

later  
making

'ay'

away  
hooray  
may  
say  
today  
way

'ea'

great

'ey'

they

'a\_e'

came  
gave  
made  
same  
take

*Alternative Spelling*

favourite favorite  
neighbours neighbors  
labelling labeling





# Homonyms

## Homophones

*Different spelling Same sound  
Different meaning*

ate eight

brakes break

hay hey

made maid

main mane

pail pale

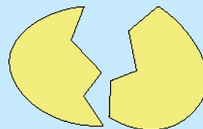
plain plane

rains reins

tails tales

wait weight

ways weighs



## Homographs

*Same spelling  
Same sound  
Different meaning*

plain plain

shade shade

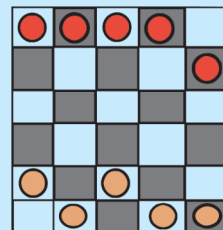
wake wake

may May





# Spelling Activities



Make a <b>Word Wall</b>	Use <b>Chalk</b> to write Long A words on a path or wall	Make a <b>Memory Game</b>	Make a Long A <b>Mobile</b>	Write Long A words 3 times in your <b>Spelling Book</b>
Write a Long A <b>Story</b>	Make a Long A <b>Rap or Song</b>	Write a Long A <b>Poem</b>	<b>Find</b> all the Long A words in the story	Make a <b>Mini Book</b> of Long A words
Cut out Long A words from <b>Newspapers or Magazines</b>	<b>Find a New</b> Long A word every day for a week	Make a Long A <b>Wordsearch</b>	<b>Decorate</b> Long A words with patterns	Make a Long A <b>Poster</b>
<b>Change the First Letter</b> to make new words	Sort the words into <b>Alphabetical Order</b>	Write sentences to show the <b>Meaning</b> of the Long A words	<b>Write the Room</b> How many objects can you find with a Long A sound	Make a Long A <b>Mural</b>
Make Long A <b>Bookmarks</b>	<b>Draw a Scene</b> with Long A words	Make a set of <b>Flash Cards</b>	Use <b>Playdough</b> to make Long A words	<b>Find More Ways</b> to spell the Long A sound






# Story Based Learning Activities



## Literacy



Write a speech for the parents to make

Make a shopping list for the party

Write about a birthday wish you would make on your birthday

## History

Research famous birthdays

## Music

Create a play list for the party

## Numeracy

Measurement: draw a map of the garden set up for the party

Statistics and Data: make a guest list for the party with details for each guest

Number: use the story to create number problems

Money: calculate the costs for a party with different numbers of guests

## Science

Resources used for the party, where they come from and their sustainability

## PE

Make up some new party games

## Digital Technology

Use a coding program to create a race-track with eight ways to race

## Drama

Be a party entertainer



## Art

Make party hats and print wrapping paper

Make clay or play dough party food

Design new party clothes for everyone

## Technology

Make trains and planes out of boxes



## LOTE

Research how birthdays are celebrated in different cultures

## Health

Healthy party food

## Geography

Sandpit activities: create lakes, caves and castles

## Computing

Make a party invitation and thank you notes



# Reading Comprehension Quiz

## Literal Comprehension

- 1 What day is the party?
- 2 What did they put on the gates?
- 3 Who was late?
- 4 What did Jamie and Jane write on the placemats?
- 5 Who helped the children hold on to the reins?6
- What games did the children play?
- 7 What did they build in the sandpit?
- 8 When did they all eat?
- 9 Who did the parents thank?
- 10 How old is Baby Jake?



## Inferential Comprehension

- 1 What are the neighbours bringing to the party?
- 2 How do you think they could rearrange the shed?
- 3 What do babies often like to play with at parties?
- 4 Why do you think people like to wear party hats?
- 5 About how old do you think Casey and Stacey are?
- 6 Why do you think Jake looked pale?
- 7 What do you think was put on the tray?
- 8 Why do you think the parents were taking photos?
- 9 Why do you think Happy Birthday is sung at parties?
- 10 What do you think Baby Jake might wish for if he could?







# Quiz Answers

## Literal Comprehension

- 1 Sunday
- 2 Balloons
- 3 No-one
- 4 Everyone's names
- 5 Jamie
- 6 Pass the parcel and peek-a-boo chasey
- 7 A castle and a cave
- 8 When Jake woke up
- 9 Everyone who came to the party and Jamie and Jane
- 10 One year old



## Inferential Comprehension

- 1 The favorite food that they have cooked
- 2 Open to interpretation
- 3 Paper and boxes
- 4 To feel special and have fun
- 5 Around the same age as Jake
- 6 Because he was tired
- 7 The leftover party food
- 8 To remember the party and show their family and friends
- 9 To celebrate the birthday and make the birthday person feel special
- 10 Open to interpretation



# Learning to Spell

1. Read Baby Jake's Birthday and listen for words with a Long A sound
2. Break words into sounds, eg h-**ay**, or h-**ey**
3. Spell the Long A sound words by saying each individual sound of the word and then the whole word, eg h-**ay** hay, or h-**ey** hey
4. The green letters show 9 different ways to spell the Long A sound

**a, ai, ay, a\_e,**  
**ea, ei, eigh, ey, e\_e**



**Find Out More**

<http://www.cleverspeller.com.au>




# Helping with Learning Difficulties

## For Students with Dyslexia and Learning Difficulties:

- spelling is confusing and doesn't make sense
- words seem to run together
- reading is hard work and not fun

## This is because of difficulties with:

- hearing sounds in words
- learning letter sound associations
- blending sounds together
- identifying beginning, middle and end sounds in words
- learning tricky sight words
- reading fluency
- retrieving words from vocabulary



## Here is how Clever Speller can help:

- stories full of words with a single focus sound make it easy to learn to hear sounds in words
- all the ways to spell the focus sound are in one place
- stories provide the context for phonics to make sense
- easy to follow word family patterns
- focus sound words are grouped in lists from simple to complex
- tricky sight words are grouped into a focus sound so they DO make sense!
- rhyming stories help with predicting and memory
- recalling spelling is much easier from a story than from a spelling list

## What you can do to help:

- first read the story all the way through then go back and listen for the Long A words
- chat about words with green letters and notice how they all spell the same Long A Sound.
- say the green letters as a single sound when sounding out the word to spell
- start with simple List 1 words and separate into beginning, middle and end sounds
- learn tricky sight words in their word family groups rather than disconnected lists
- read the story out loud together, take in turns, predict the rhyme, read to others
- memorise the story to make it easy to recall how to spell words in everyday use

**Have Fun With The Story!**

# Colour the Party Fun



They **gave** the kids hats and  
**painted** their **faces**,  
and **made** trains and planes  
out of boxes for **races**.



# Baby Jake's Birthday

Baby Jake's birthday is the eighth of May,  
they're having a party on Sunday.

The lady next door is making cakes,  
and the neighbours are bringing their favourite bakes.



On Saturday they set up the garden with tables,  
and balloons on the gates and the gables.  
If it rains the plans may be changed,  
Dad said the shed could be rearranged.

Everybody arrived and no-one was late.  
Baby was having great fun with his mates.  
Escaping from crazy paper and tape,  
and looking cute in his super-man cape.

Jamie and Jane were in charge of the games  
and labelling placemats with everyone's names.  
They gave the kids hats and painted their faces,  
and made trains and planes out of boxes for races.

Jamie helped them hold on to the reins,  
of rocking horses with zany manes.  
A safe place to play was their main aim that day,  
as they raced eight ways around the hay.

They played pass the parcel and peek-a-boo chasey,  
running around after Casey and Stacey.  
They made a conga chain crawling like snails,  
but their brakes nearly failed while catching their tails!

Then they stayed in the sand pit under the shade,  
and built a castle and cave with a spade.  
With buckets and pails they made a lake,  
but Jake looked pale and needed a break.

Later when he was awake they ate,  
the wait had put them in a hungry state.  
The table was laden with crepes and grapes,  
and plates of plain and decorated shapes.

Set out so no space went to waste,  
it was very much to everyone's taste.  
Anything remaining was put on a tray,  
with lollies and cake to take away.

All of the babies were so well behaved,  
as they smiled for the camera and waved.  
The parents thanked all who came today,  
and Jamie and Jane for such a great day.

They sang Happy Birthday, cheered Hip Hooray,  
and blew out the flame in the same usual way.  
Did Baby make a wish today?  
He's only one and cannot say!





# Contents

*Long A Story*

## **Baby Jake's Birthday**

### *Teaching Resources*

Chart

Word Lists

Sight Words

Homonyms

Spelling Activities

Theme Activities

Reading Comprehension

Reading Comprehension Answers

Learning to Spell

Help with Learning Difficulties

Colouring Page

Story on One Page



# Baby Jake's Birthday

Jamie and Jane are in charge of the games for Baby Jake's first birthday party.



***Read about the fun at the party...  
and Learn 9 Ways to Spell the Long A Sound***

Clever Speller phonics stories make learning to spell meaningful and fun. Each tale in this Story Based Learning series is full of words that highlight the many different ways a focus sound can be spelled, making the journey from hearing sounds in words - to knowing all the ways to spell them - clear and easy to understand.

Baby Jake's Birthday contains 103 words that show how the Long A sound can be spelled in 9 different ways.

**10** ✓ **Clever Speller**  
Story Based Learning

**Find Out More**

<http://www.cleverspeller.com.au>

Copyright All Rights Reserved