

# Kickstart Creative Writing with a Roll of the Dice

Looking for a fun, low-prep way to spark creativity and get your students excited about writing? This Roll-a-Story Chart is the perfect back-to-school activity to break the ice, build classroom community, and assess writing skills—all while keeping things light and engaging.







Students roll a die to randomly select a character, setting, and problem—then let their imaginations take over! Whether you're launching your writing block, filling time during transitions, or building storytelling stamina, this activity is flexible, classroom-tested, and loved by students.

## ✓ Why Teachers Love It:







- Easy to prep and explain
- Great for independent, partner, or whole-class use
- Helps you gauge sentence fluency, creativity, and writing confidence
- Encourages laughter, collaboration, and out-of-the-box thinking

Just print, roll, and write—your students' stories will surprise and delight you!

# Roll- A- Story

Roll	Character	Setting	Problem
	A robot	School hallway	Lost their backpack
	A teacher	Library	Forgot their homework
	A dog	Cafeteria	Got stuck in a locker
	A ghost	Playground	Mixed up lunch trays
	A student	Bus stop	Found a mystery note
	A squirrel	Principal's office	Switched classes by mistake

# Roll- A- Story

Roll	Character	Setting	Problem
	A robot	School hallway	Lost their backpack
	A teacher	Library	Forgot their homework
	A dog	Cafeteria	Got stuck in a locker
	A ghost	Playground	Mixed up lunch trays
	A student	Bus stop	Found a mystery note
	A squirrel	Principal's office	Switched classes by mistake

# Student Instructions for Roll-A-Story

1. Roll a die three times—once for each column.
2. Record your character, setting, and problem.
3. Write a short story that includes all three elements.
4. Optional: Illustrate a scene from your story!



(c) 2025 Squirrelly Creations Resources

---

# Student Instructions for Roll-A-Story

1. Roll a die three times—once for each column.
2. Record your character, setting, and problem.
3. Write a short story that includes all three elements.
4. Optional: Illustrate a scene from your story!



(c) 2025 Squirrelly Creations Resources



# Need a Little Extra Classroom Magic? Check This Out!

Because you deserve resources that make teaching easier and learning more fun!

Hello there, amazing teacher! If you loved this freebie, you're going to love what I've got waiting in my TpT store. Think time-saving tools, engaging activities, and plenty of resources to keep your students excited and learning—all in one place!

## **What you'll find in my store:**

- Ready-to-use activities to save you hours of prep.
- Engaging resources that keep students smiling AND learning.
- Materials designed with teachers in mind—flexible, fun, and effective!

**Don't miss out! Click the button below to explore Squirrely Creations on TpT and grab your next favorite resource!**



**Explore Now**

Thanks for being an awesome educator and for letting my resources be part of your teaching journey! You've got this!

