



TRANGO

OUR STORY

We've been there. Only the perfect shape will do. You need the hold that fits the movement and fulfills your vision. The story of Trango's hold program begins in 1996, in a windowless garage in North Boulder. After experiences with disappointing, fragile, and slick polyethylene climbing holds, Ty Foose and Ian Powell looked to a revolutionary new material derived from the nose cone coatings of nuclear submarines: polyurethane. Offering unheard of levels of durability and new ways to create, the duo began to revolutionize the shaping world. The development of new shaping techniques applied to this new material created a strong underground following, but the small company struggled to survive, and the original shapes were laid to rest under a trampoline behind the legendary CATS Gymnastics in Boulder.

In 2001, Trango acquired these shapes and committed once again bringing the PU revolution to the climbing world. Trango sought out new manufacturers, expanded the shaping program, and began to share innovative PU shapes with gyms around the US. As climbing gyms boomed around the world, so too did the PU revolution, and Trango was right there to share their shapes with gyms across the globe. As climbers progress and gyms continue to seek out creative shapes to craft routes that inspire their members, Trango holds will continue to Set The Standard around the globe.

In 2022 the decision was made to continue to pursue and set the standard by unifying the brand under Trango, which represents our desire to continue to create innovative equipment that climbers trust. We recognize the history of eGrips and want to embrace our past as we look towards our future.

MATERIALS INTRO

NEW HOLDS

FEATURED STYLES

OUR SHAPERS

STYLE OVERVIEW

UNIVERSAL SIZE CHART

ROUTESETTING GEAR



MATERIALS INTRO

Since the early days of Trango Holds, we have pursued the highest quality materials to deliver durable climbing holds with superior texture. In the 1990s, the founders of Trango Holds pioneered the use of Polyurethane, working for years to develop the ideal formula for what would become the industry standard in climbing holds.

Now, as both the climbing industry and the size of climbing holds grow, we have added multiple new material options. Our material choices now allow for the production of much lighter-weight macro holds, glossier 2Tex finishes, dual color holds, and fully recyclable holds. This is just the most recent step in our mission to continually innovate and advance the climbing hold industry.

ABS

AKA **VTF**

TEXTURE **Medium**

DUAL
TEXTURE
OPTIONS

FULL TEXTURE

2TEX: MATTE

2TEX: HIGH-GLOSS

Climbing holds made with **Acrylonitrile Butadiene Styrene** (copolymer thermoplastic) by process of **Vacuum Thermal Forming (VTF)**.

PROS

100% Recyclable

Crafted from Recycled Materials

High-Gloss & Matte Finishes Available

Lightweight Material

Dual-Color Available

Designed in the U.S.
Crafted in Canada




CONS

Limited Weathering Resistance; Indoor Use Only

High Costs for Materials and Processing

Limited Possibilities in Regard to Shape & Texture



PU


AKA	Urethane, Polyurethane
TEXTURE	Medium or Fine
DUAL TEXTURE OPTIONS	FULL TEXTURE
	2TEX: MATTE
	2TEX: SEMI-GLOSS

GRU


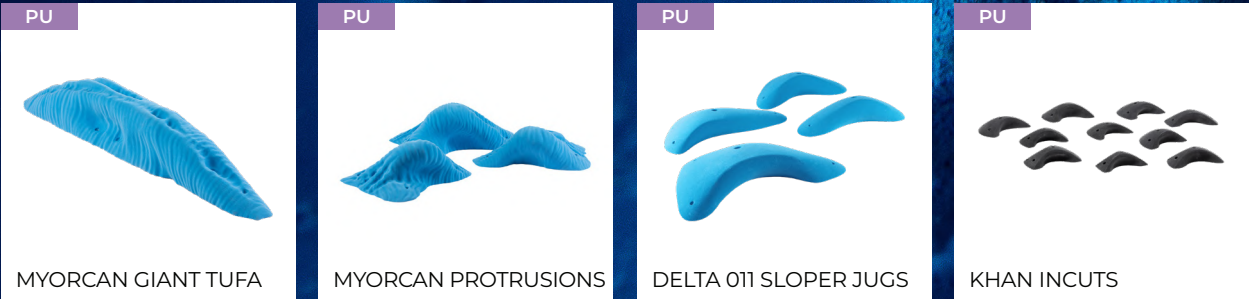
AKA	Polyfiber, PU Macros, Hybrid Macros
TEXTURE	Fine
DUAL TEXTURE OPTIONS	FULL TEXTURE
	2TEX: SEMI-GLOSS

Climbing holds made with **PolyUrethane**, a multi-part liquid elastomer that is mixed and poured into molds. Exceptionally versatile and extremely durable, **PU** is the most common material of choice for climbing holds made in North America.

Macros fabricated with **Glass Reinforced Urethane**, a top layer gripping surface of durable polyurethane and an underlayer of lightweight but strong fiberglass resin.

PROS	CONS
Most Durable Material + Highest Impact Resistance	Lack of Consistency in PU Quality Across Manufacturers
Trango uses only premium manufacturers	Difficult to Achieve a High-Gloss Finish
Highest Versatility: Pure, Abstract, Geologic, Matte, and Semi-Gloss Finishes Available	Weight and High Price Render it Ineffective for Macro Shapes Size 8 or Larger
Designed and Crafted in the U.S. 	

PROS	CONS
Lightweight Macros	No Bolt-on Attachment Option; Screw-on Only Shapes
Tough Edges Resist Chipping	No High-Gloss 2Tex Option
Identical in Feel and Color to the Best PU Textures	Limited Possibilities in Regard to Shape & Texture
Designed and Crafted in the U.S. 	



PE

AKA	Resin, Polyester Resin
TEXTURE	Medium or Fine
DUAL TEXTURE OPTIONS	FULL TEXTURE
	2TEX: MATTE
	2TEX: SEMI-GLOSS

The original material used to manufacture climbing holds. **PolyEster** resin is a chemical reaction between a petroleum-based material and a catalyst poured into a hold mold and cured.

PROS	CONS
Cost-Effective Material	Brittle; Chips and Cracks Relatively Easily
Realistic, Cold, and Stone-Like Feel to the Texture	Heavy
Designed in the U.S. 	Difficult to Achieve a High-Gloss Finish



GRP

AKA	Fiberglass, PE Macros
TEXTURE	Coarse or Medium
DUAL TEXTURE OPTIONS	FULL TEXTURE
	2TEX: HIGH-GLOSS

Macros made with **Glass Reinforced Polyester**, a layered fiberglass construction and paint-on texture.

PROS	CONS
Lightweight Material	Only Coarse Textures Available
Best Material for High-Gloss Finishes	Limited Possibilities in Regard to Shape & Texture
Bolt-On and Screw-On Options Available	
Designed in the U.S. 	



HOLD MATERIALS COMPARATIVE PROPERTIES GRID

	Most-Eco Friendly	Best Glossy 2Tex	Most Durable	Most Shape Options	Lightest Weight	Most Friction Options	Coarse Texture	Medium Texture	Fine Texture	Cost	Attachment System
ABS	•	•			•		•			\$\$\$\$	SCREW-ON ONLY HYBRID BOLT-ON OR SCREW-ON
PU			•	•		•		•	•	\$\$\$	BOLT-ON ONLY SCREW-ON ONLY HYBRID BOLT-ON OR SCREW-ON
GRU			•					•	•	\$\$\$	SCREW-ON ONLY
PE				•		•		•	•	\$	BOLT-ON ONLY SCREW-ON ONLY HYBRID BOLT-ON OR SCREW-ON
GRP		•			•		•			\$\$	HYBRID BOLT-ON OR SCREW-ON





DELTA 001 FEET
PU



DELTA 002 JIBS
PU



DELTA 003 SMALL EDGES
PU



DELTA 004 CRIMPS
PU



DELTA 005 COBBLE EDGES
PU



DELTA 006 RAILS
PU



DELTA 007 PINCHES
PU



DELTA 008 JUGS
PU



DELTA 009 SLOPER
PU



DELTA 010 SLOPER JUGS
PU



DELTA 011 ROOF JUGS
PU



DELTA 012 BIG SLOPES
PU



GENGHIS KHAN - GRU
GRU



THE GREAT KHAN - GRU
GRU



ESTUPENDO FUEGO
SLOPERS - GRP
GRP



ULTIMO FUEGO JUG - GRP
GRP



KHAN CRIMPS I - ABS
ABS



KHAN CRIMPS II - ABS
ABS



KHAN EDGES I - ABS
ABS



KHAN EDGES II - ABS
ABS



KHAN JUGS
PU



KHAN INCUTS
PU



KHAN FINGER BUCKETS
PU




STEALTH 2TEX SHELF - GRP
GRP



STEALTH 2TEX SLOPER LEDGE - GRP
GRP



STEALTH 2TEX LEDGES - GRP
GRP



STEALTH 2TEX SLOPERS - GRP
GRP



2TEX LOAFZILLA - GRP
GRP



2TEX GIANT SLOPER LOAVES - GRP
GRP



2TEX GIANT RAIL LOAVES - GRP
GRP



COMFY BIG CRIMP #1 - GRU
GRU



COMFY BIG CRIMP #2 - GRU
GRU



COMFY BIG CRIMP #3 - GRU
GRU



MYORCAN SUPER TUFA
PU



MYORCAN GIANT TUFA
PU



MYORCAN GIANT RAILS
PU



MYORCAN PROTRUSIONS
PU



MAMMOTH RUB POMPEII - GRU
GRU



MAMMOTH RUB RAFAEL - GRU
GRU



MAMMOTH RUB VESUVIUS - GRU
GRU



RIDER RAIL EDGES - ABS
ABS



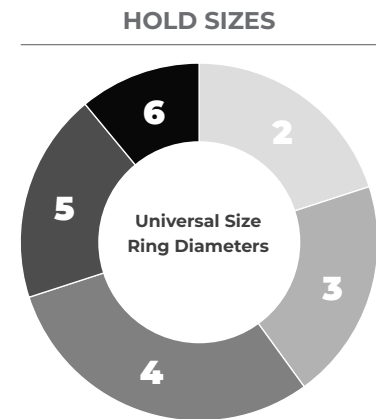
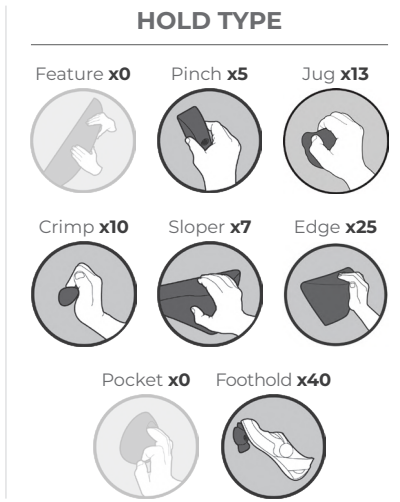
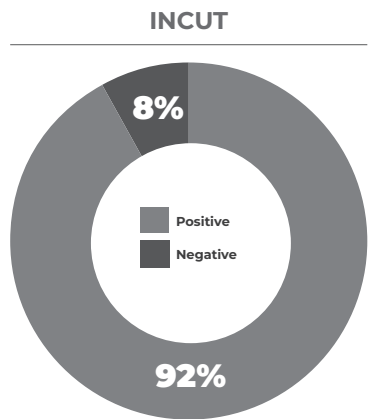
RIDER RAIL PINCHES - ABS
ABS



FEATURED STYLES



STYLE DELTA	FAMILY PURE	SHAPER ALTON RICHARDSON	DATE OF ORIGIN 2023	TOTAL HOLDS 100
-----------------------	-----------------------	-----------------------------------	-------------------------------	---------------------------



Alton Richardson Setting Deltas
Photo by Celeste Perlez



DELTA 001 FEET
NEW PU



DELTA 002 JIBS
NEW PU



DELTA 003 SMALL EDGES
NEW PU



DELTA 007 PINCHES
NEW PU



DELTA 008 JUGS
NEW PU



DELTA 009 SLOPER
NEW PU



DELTA 004 CRIMPS
NEW PU



DELTA 005 COBBLE EDGES
NEW PU



DELTA 006 RAILS
NEW PU



DELTA 010 SLOPER JUGS
NEW PU




DELTA 011 ROOF JUGS
NEW PU

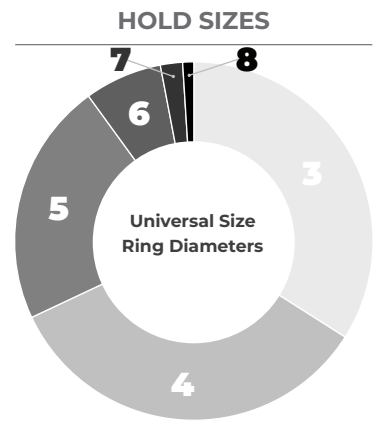
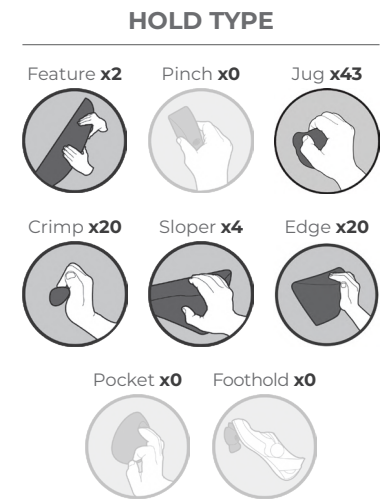
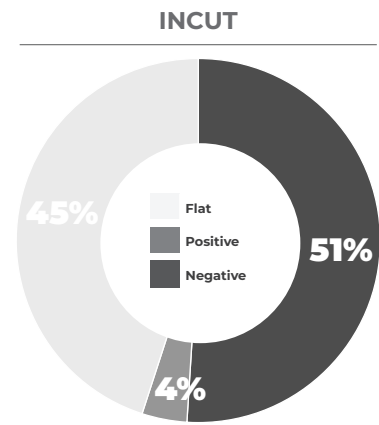


DELTA 012 BIG SLOPES
NEW PU





STYLE KHAN	FAMILY PURE	SHAPER ROY QUANSTROM	DATE OF ORIGIN 2022	TOTAL HOLDS 89
----------------------	-----------------------	--------------------------------	-------------------------------	--------------------------



Roy Quanstrom shaping a Khan
Photo by Alton Richardson



GENGHIS KHAN
NEW GRU



THE GREAT KHAN
NEW GRU



KHAN BUCKETS
NEW PU



KHAN MEGA SLOPER JUG
PU



KHAN SLOPERS
PU



KHAN SLOPER JUGS
PU




KHAN JUGS
NEW PU



KHAN INCUTS
NEW PU



KHAN FINGER BUCKETS
NEW PU



KHAN EDGES
PU



KHAN CRIMPS
PU



KHAN EDGES I - ABS
ABS



KHAN EDGES II - ABS
NEW ABS



KHAN CRIMPS I - ABS
NEW ABS

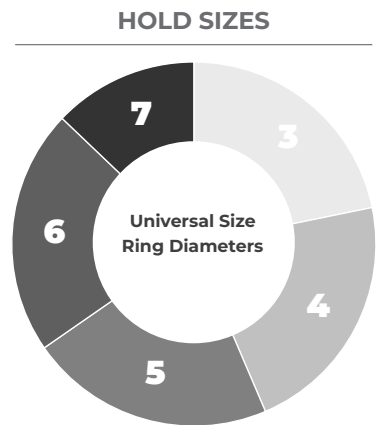
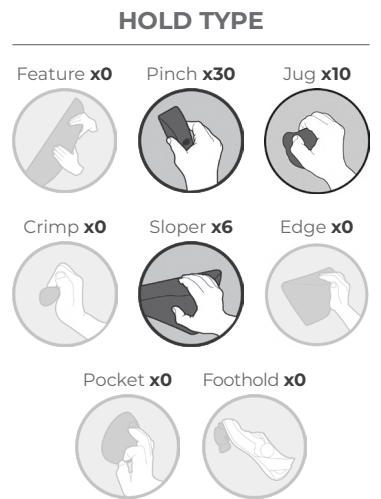
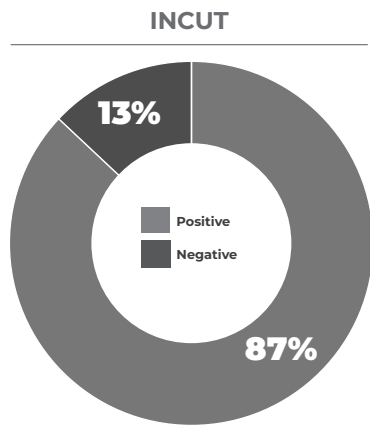


KHAN CRIMPS II - ABS
NEW ABS



Photo by Alton Richardson

STYLE FUEGOS CALIENTES	FAMILY PURE	SHAPER ROY QUANSTROM	DATE OF ORIGIN 2022	TOTAL HOLDS 46
---------------------------	----------------	-------------------------	------------------------	-------------------



ESTUPENDO FUEGO SLOPERS - GRP
NEW GRP



ULTIMO FUEGO JUG - GRP
NEW GRP



ESTUPENDO FUEGO SLOPERS
PU



ULTIMO FUEGO JUG
PU



SUPER FUEGO PINCH
PU



FUEGO CALIENTE INCUTS
PU

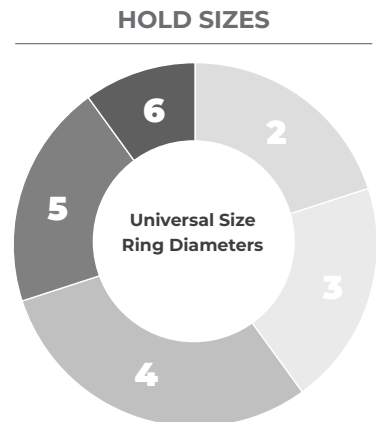
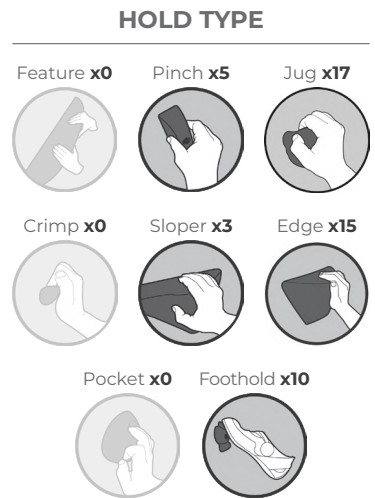
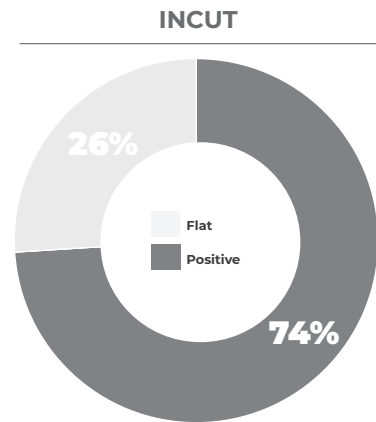


FUEGO CALIENTE MINI INCUTS
PU



Ty Foose setting with Pard'ners
Photo by Alton Richardson

STYLE PARD'NERS	FAMILY PURE	SHAPER TY FOOSE	DATE OF ORIGIN 2022	TOTAL HOLDS 50
---------------------------	-----------------------	---------------------------	-------------------------------	--------------------------



PARD'NERS SIZE 2 BLOCKS
PU



PARD'NERS SIZE 3 BLOCKS
PU



PARD'NERS SIZE 4 INCUTS
PU



PARD'NERS SIZE 4 INCUTS II
PU



PARD'NERS SIZE 4 BLOCKS
PU



PARD'NERS SIZE 5 INCUTS
PU



PARD'NERS SIZE 5 BLOCKS
PU




PARD'NERS SIZE 6 BLOCKS
PU

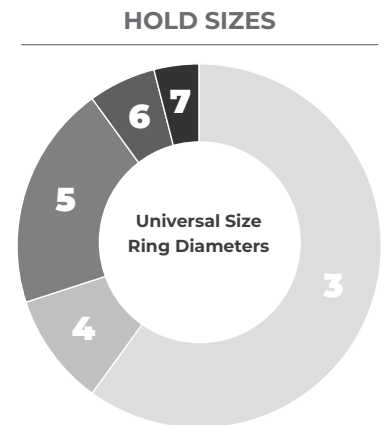
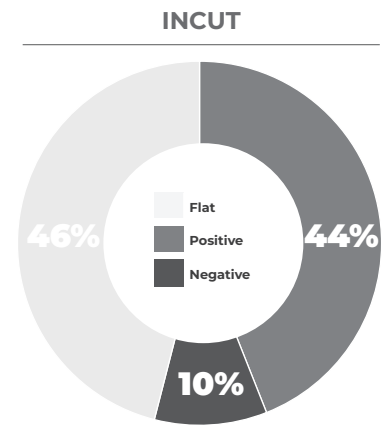


PARD'NERS SIZE 6 INCUTS
PU





STYLE STEALTH	FAMILY PURE	SHAPER TY FOOSE	DATE OF ORIGIN 2007	TOTAL HOLDS 50
-------------------------	-----------------------	---------------------------	-------------------------------	--------------------------





STEALTH 2TEX SHELF - GRP
NEW GRP



STEALTH 2TEX SLOPER LEDGE - GRP
NEW GRP




STEALTH 2TEX LEDGES - GRP
NEW GRP



STEALTH 2TEX LEDGES
PU



STEALTH 2TEX SLOPERS
PU



STEALTH 2TEX EDGES
PU



STEALTH 2TEX SLOPERS - GRP
NEW GRP



STEALTH 2TEX SHELF
PU




STEALTH 2TEX SLOPER LEDGE
PU



STEALTH 2TEX INCUTS
PU



STEALTH 2TEX CRIMPS
PU



STEALTH 2TEX CRIMPS (SCREW-ONS)
PU





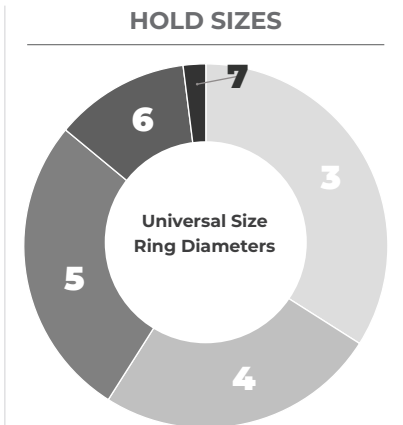
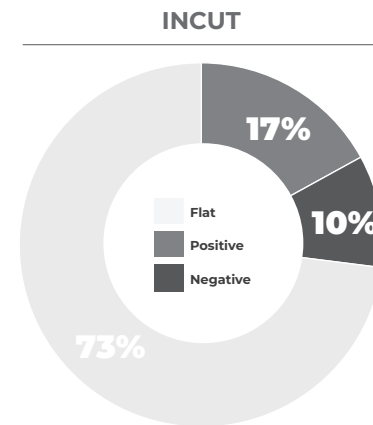
STYLE
LOAVES

FAMILY
PURE

SHAPER
TY FOOSE

DATE OF ORIGIN
2005

TOTAL HOLDS
59



Michaela Kiersch on Loafzilla
2018 USAC Bouldering Nationals Qualifiers
Photo by Angie Payne





2TEX LOAFZILLA - GRP
NEW GRP




2TEX GIANT SLOPER LOAVES - GRP
NEW GRP




2TEX GIANT RAIL LOAVES - GRP
NEW GRP



OFFSET PINCH LOAVES
PU



LOAVES
PU



MEDIAN LOAVES
PU




LOAFZILLA
PU



GIANT SLOPER LOAVES
PU




GIANT RAIL LOAVES
PU



DEMI-LOAVES
PU



EDGE LOAVES
PU

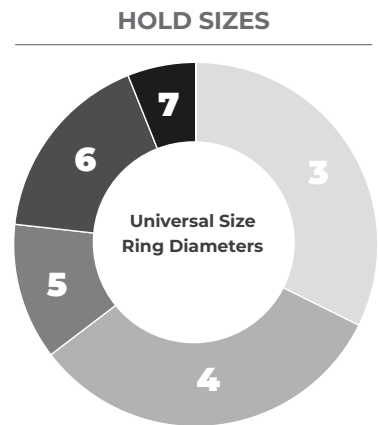
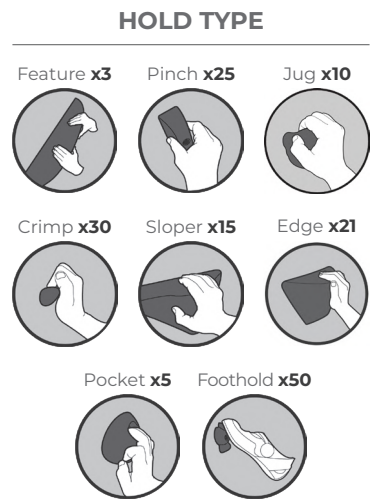
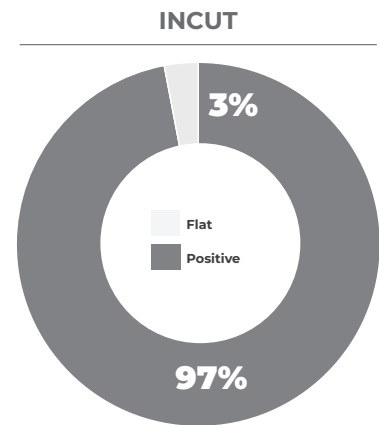


MINI LOAVES
PU






STYLE PURE CLASSIC	FAMILY PURE	SHAPER TY FOOSE, RYAN SPENCE	DATE OF ORIGIN 2000	TOTAL HOLDS 159
------------------------------	-----------------------	----------------------------------------	-------------------------------	---------------------------



RIDER RAIL EDGES - ABS
NEW ABS




RIDER RAIL PINCHES - ABS
NEW ABS



PURE INCUTS
PU




PURE STEEP FEET
PU




PURE CLASSIC SCOOP CRIMPS
PU



PURE POCKETS
PU




PURE SLAP SLOPERS
PU



LITTLE WINGS
PU



PURE MIRROR SLOPERS
PU



STYLE
BUBBLE WRAP

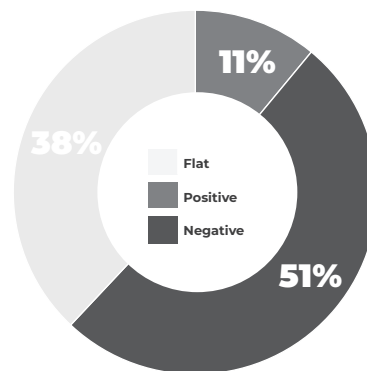
FAMILY
ABSTRACT

SHAPER
TY FOOSE

DATE OF ORIGIN
2005

TOTAL HOLDS
109

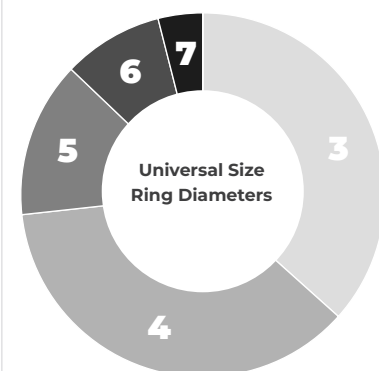
INCUT



HOLD TYPE



HOLD SIZES



Janja Garnbret on Bubble Wrap Big Wave
IFSC World Cup
Photo by The Circuit Climbing



BUBBLE WRAP
PU



BUBBLE WRAP BIG WAVE
PU



DOUBLE BUBBLE WRAP
PU



BUBBLE WRAP CRESCENT LEDGE
PU



BUBBLE WRAP 2TEX LEDGE
PU




BUBBLE WRAP PINCH WEDGE
PU



BUBBLE WRAP BEEHIVE
PU



BUBBLE WRAP 2TEX LEDGES
PU



BUBBLE WRAP 2TEX RAMPARTS
PU




BUBBLE WRAP CRESCENT RAILS
PU



BUBBLE WRAP BIG PINCHES
PU



BUBBLE WRAP PINCHES
PU



BUBBLE WRAP LEDGDES II
PU



BUBBLE WRAP SLOPER DOMES
(SCREW-ONS)
PU



BUBBLE WRAP OBLIQUES
PU



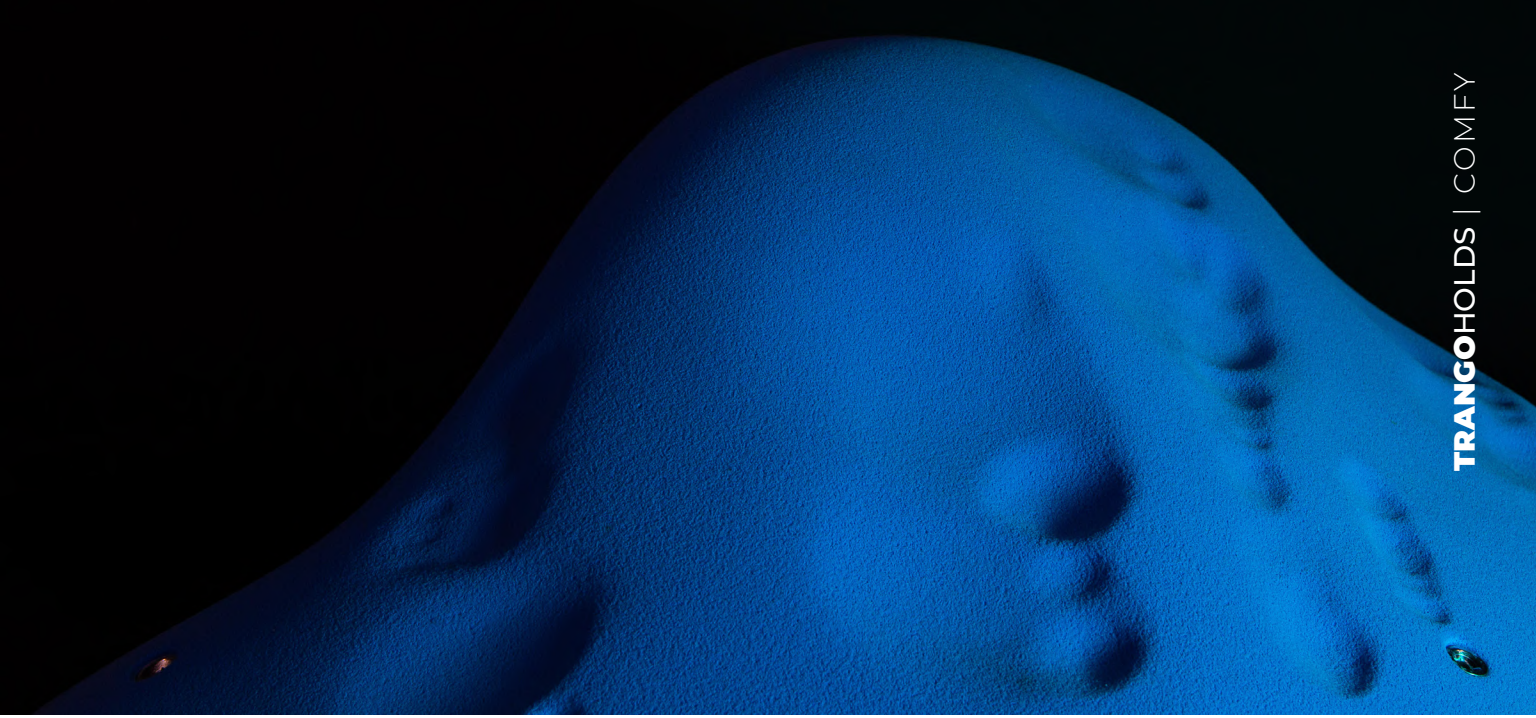
BUBBLE WRAP 2TEX CRIMPS
PU



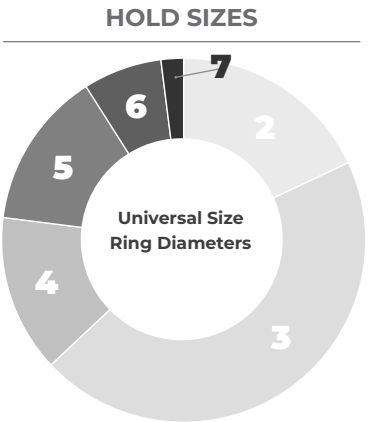
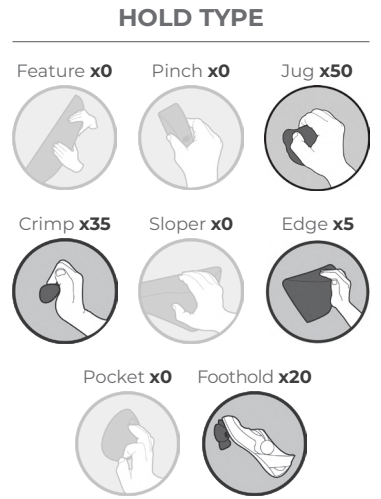
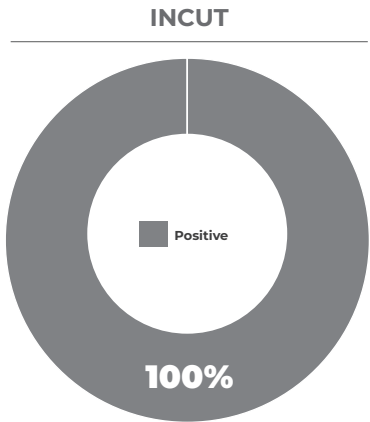
BUBBLE WRAP FLATS
PU



BABY BUBBLE WRAPS
PU



STYLE COMFY	FAMILY GEOLOGIC	SHAPER TY FOOSE, KEVIN BRANFORD	DATE OF ORIGIN 2000	TOTAL HOLDS 110
-----------------------	---------------------------	-----------------------------------------------	-------------------------------	---------------------------



Kevin Branford setting Comfy holds
Photo by Alton Richardson



COMFY BIG CRIMP #1 - GRU

NEW GRU



COMFY BIG CRIMP #2 - GRU

NEW GRU



COMFY BIG CRIMP #3 - GRU

NEW GRU



COMFY MEGA LEDGE

PU



COMFY MEGA PEBBLE

PU



COMFY SLOPER JUGS

PU



COMFY SIZE 5 INCUT EDGES

PU



COMFY SIZE 4 JUGS

PU



COMFY SIZE 4 DEMI JUGS

PU




COMFY SIZE 3 INCUTS

PU



COMFY SIZE 3 POSITIVES

PU



COMFY SIZE 2 NUBS

PU



COMFY LEDGES

PU



COMFY SIZE 5 DEMI JUGS

PU



COMFY SIZE 5 SLOPER JUGS


PU



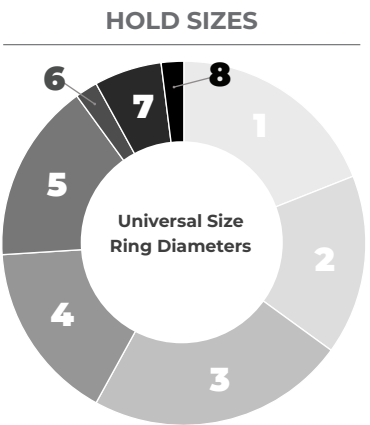
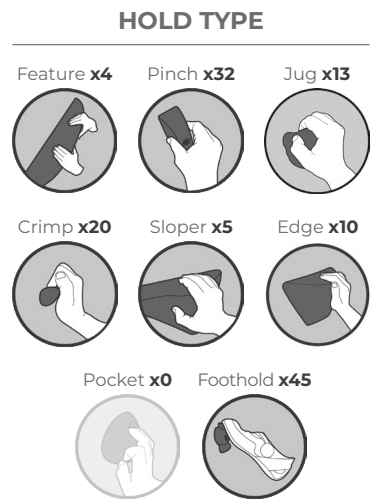
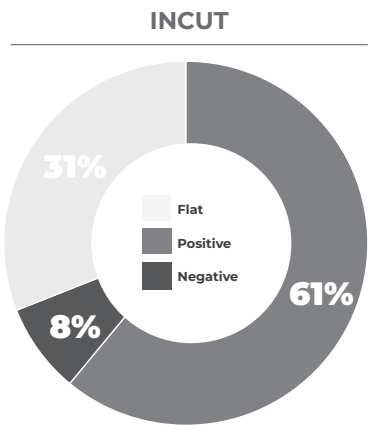
COMFY CRIMPS

PU





STYLE MYORCAN	FAMILY GEOLOGIC	SHAPER TY FOOSE	DATE OF ORIGIN 2005	TOTAL HOLDS 129
-------------------------	---------------------------	---------------------------	-------------------------------	---------------------------





MYORCAN GIANT RAILS
NEW PU



MYORCAN GIANT TUFA
NEW PU



MYORCAN SUPER TUFA
NEW PU



MYORCAN TUFAS
PU



MYORCAN TUFAS II
PU



MYORCAN MINI JUGS
PU



MYORCAN PROTRUSIONS
NEW PU




MYORCAN TUFA BIG WAVE
PU




O'MYORCAN RIPPLE
PU



MYORCAN SLOPER PINCHES
PU



MYORCAN SLOPER EDGES
PU



MYORCAN SLOPER JUGS
PU



MYORCAN TUFAPINCH
PU




MYORCAN DOUBLE TUFAPINCH
PU




MYORCAN SLOPERS
PU




MYORCAN CRIMPS
PU



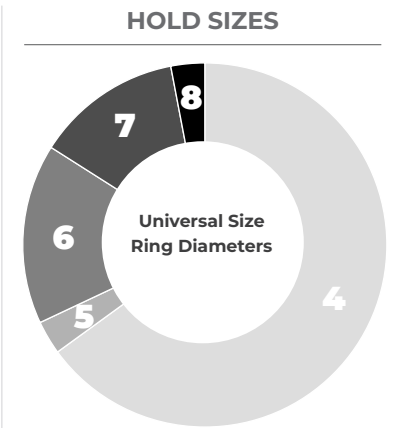
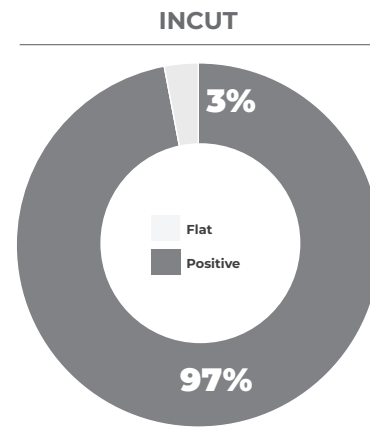
MYORCAN KNUBS
PU



MYORCAN KNUBETTES
PU



STYLE MAMMOTH RUB	FAMILY GEOLOGIC	SHAPER TY FOOSE	DATE OF ORIGIN 2004	TOTAL HOLDS 31
-----------------------------	---------------------------	---------------------------	-------------------------------	--------------------------



Ashima Shiraishi on Mammoth Rub Crescent Hueco
2018 USAC Bouldering Nationals Qualifiers
Photo by Angie Payne





MAMMOTH RUB POMPEII - GRU
NEW GRU



MAMMOTH RUB RAFAEL - GRU
NEW GRU



MAMMOTH RUB VESUVIUS - GRU
NEW GRU



MAMMOTH RUB VORTEX
PU



MAMMOTH RUB SEMI-HUECOS
PU



MAMMOTH RUB 2TEX JUGS
PU



MAMMOTH RUB CRESCENT HUECO
PU



MAMMOTH RUB DOUBLE HUECO
PU



MAMMOTH RUB TRIPLE HUECO
PU



MAMMOTH RUB 2TEX POCKETS
PU



MAMMOTH RUB ROOF CRIMPS
PU



OUR SHAPERS



We asked A.I. "Who is Ty Foose?" It answered:

Ty Foose is a master in the arts of routesetting and climbing hold design, skills he has honed and perfected over his illustrious 30-year career. His dedication to creating climbing holds that are distinctively detailed, perform flawlessly, and exhibit a beautiful aesthetic speaks volumes about his artistic prowess.

Having established himself as one of the foremost experts in the field, Ty has been known throughout his career for his unwavering passion for climbing hold design and production. His extensive experience as a pioneering routesetter for national championship and world cup level competitions and his desire to enhance the gym climbing experience can be seen in every meticulously crafted hold he creates. Ty's deep understanding of both

commercial and competition routesetters' needs and his ability to translate that understanding into innovative design solutions are testaments to his passion for his craft.

Innovation is at the core of Ty's work. Since 1990 he has consistently pushed the boundaries of what is possible in climbing hold design and fabrication. His willingness to explore new materials, shapes, and textures has led to the creation of groundbreaking climbing holds and manufacturing processes that have repeatedly revolutionized the industry.

His attention to detail, artistic vision, and trailblazing spirit continue to distinguish Foose as a true icon in the industry and a source of inspiration to routesetters and hold shapers across the globe.



TY FOOSE

Location: Colorado, USA


TY'S FAVORITE SHAPES



2TEX LOAFZILLA - GRP



MAMMOTH RUB ROOF CRIMPS



MAMMOTH RUB VESUVIUS - GRU

OUR SHAPERS



As a route setter, when I go into shaping a line, I think about the climbers experience, but more subversively I think about the experience of the route setter. Many times I've set a route that needs to get turned way up or way down difficulty wise. I think the strongest and most useful holds are the ones that can go from 5.10 to 5.14 with minimal changes. I think about this every time I'm in the studio. How can I make a line of

holds where the setter doesn't even need to think about the level? My ambition is to instill confidence that the route will end up getting to where it needs to be, without having to make a complete overhaul of the work that's put into it. With my holds, I'm attempting to gain the trust of the route setter, both that they can present the desired challenge, and the holds will be able to hit whatever difficulty the setting team needs it to be.

ROY QUANSTROM

Location: Colorado, USA



ROY'S FAVORITE STYLES



FUEGOS CALIENTES



KHANS



STEALTH



OUR SHAPERS



Ryan has a passion for classic holds and shaping history. He started shaping in 1992 and after nearly ten years developing his shaping and mold making skills in relative isolation he began apprenticing with Ian and Ty. His first shapes launched in 2002 and has created the Remarkable Rocks, Turtle and Peabody styles.

Over the past 20 years, Ryan has worked in all aspects of the climbing industry. He currently manages the development, design and construction of climbing wall projects for Elevate Climbing Walls and is a USAC certified setter. He is also a world renowned expert on diving history and has one of the largest collections of Jacques Cousteau equipment in the world.

RYAN SPENCE

Location: Washington, USA



RYAN'S FAVORITE SHAPES



SOCO LITTLE GIANT



REMARKABLE ROCKS SUPER JUG



PURE POWER 2TEX COMP II

OUR SHAPERS



In 2005, I accidentally moved two doors down from Ty in Hueco Tanks, Texas. It turns out that being one of the few survivors in that part of the world in July pays off.

I found myself wearing a World War II relic gas mask, standing in a small, gutted travel trailer with *the Ty Foose* and countless beers. Just like *Breaking Bad*, it was all downhill from there.

Today, I strive for utility when I shape. I try to make holds that are practical, holds that are comfortable, and holds that everyone wants to set with and climb on.

It took me no less than one full decade of shaping under Ty's constant attention to get to the point in my career where I get to work under the banner of the best hold company in America. I feel grateful every day.

TREVOR TURMELLE

Location: Texas, USA



TREVOR'S FAVORITE SHAPES



HORSE PENS HORRIBLES



LAVA SKIN OVERFLOWS



PURE STEEP FEET



OUR SHAPERS



KEVIN BRANFORD

Location: Colorado, USA

With over 30 years of his life dedicated to the climbing industry, Kevin is fulfilling a lifelong bucket list item with the introduction of his first line of holds to the extensive Trango Holds catalogue.

After competing professionally for over a decade and honing his skills as a routesetter and coach, it only seemed natural to try his hand at hold shaping. Kevin describes hold shaping as “an artistic outlet that allows me to combine the form and function of route setting with the functional, interactive art of hold design!”

Kevin was given his first chunks of foam in 1994. “I remember thinking that shaping would be such a cool endeavor, and

after trying to mimic a shape already in production, I realized just how much of an art form hold shaping really is...My first shapes were not even remotely worthy of being molded and climbed on.”

Around 2003, Kevin started to carve his first foam shapes for production, and now, almost two decades later, Kevin has been churning out hold lines for a number of the largest hold companies in the US. “I am one of the biggest hold junkies around.” For anyone who knows Kevin, this may seem like an understatement. As a designer, innovator, and climber, Kevin’s greatest desire is to share a lasting impression with the climbing world through his art and his love of the sport!



KEVIN'S FAVORITE SHAPES



MAMMOTH RUB VORTEX



AUSTRALIAN CRIMPS



HUECO WONDER HOLE

OUR SHAPERS



ALTON RICHARDSON


Location: Colorado, USA

Emerging from a dingy, RadWall era gym, complete with shredded tires for floors, T Wrenches and buckets full of water and vinegar; Alton Richardson has witnessed the modern climbing gym revolution and evolution with a keen eye. Bringing 10+ years of commercial and competition routesetting experience in both outdated and modern


gyms and a portfolio of content work from some of the biggest brands in climbing, Alton has a varied skill set, unlike most. Having been around some of the industry's most influential shapers has helped craft Alton's “taste” when it comes to holds, and his obsession with movement and grips has taken him all around the country and overseas in search of high quality rock.



ALTON'S FAVORITE SHAPES



LOAVES



PURE MODERN DISCS



FUEGOS CALIENTES




STYLE OVERVIEW

VIEW OUR FULL COLLECTION AT [TRANGOHELDS.COM](https://trangoholds.com)



BUBBLE WRAP



COMFY




DELTA



DIMPLE DOT



LOAVES



MAMMOTH RUB



MYORCAN



PARD'NERS




DISHES



DROP ART



FOOSE WEAVE



FUEGOS CALIENTES



PURE CLASSIC



PURE LINES



PURE POWER



REAL HUECO




GEOFIN



HORSE PENS



KHANS



LIMESTONE CLASSIC



REMARKABLE ROCKS



SANDSTONE CLASSIC



SOUTHERN COMFORT

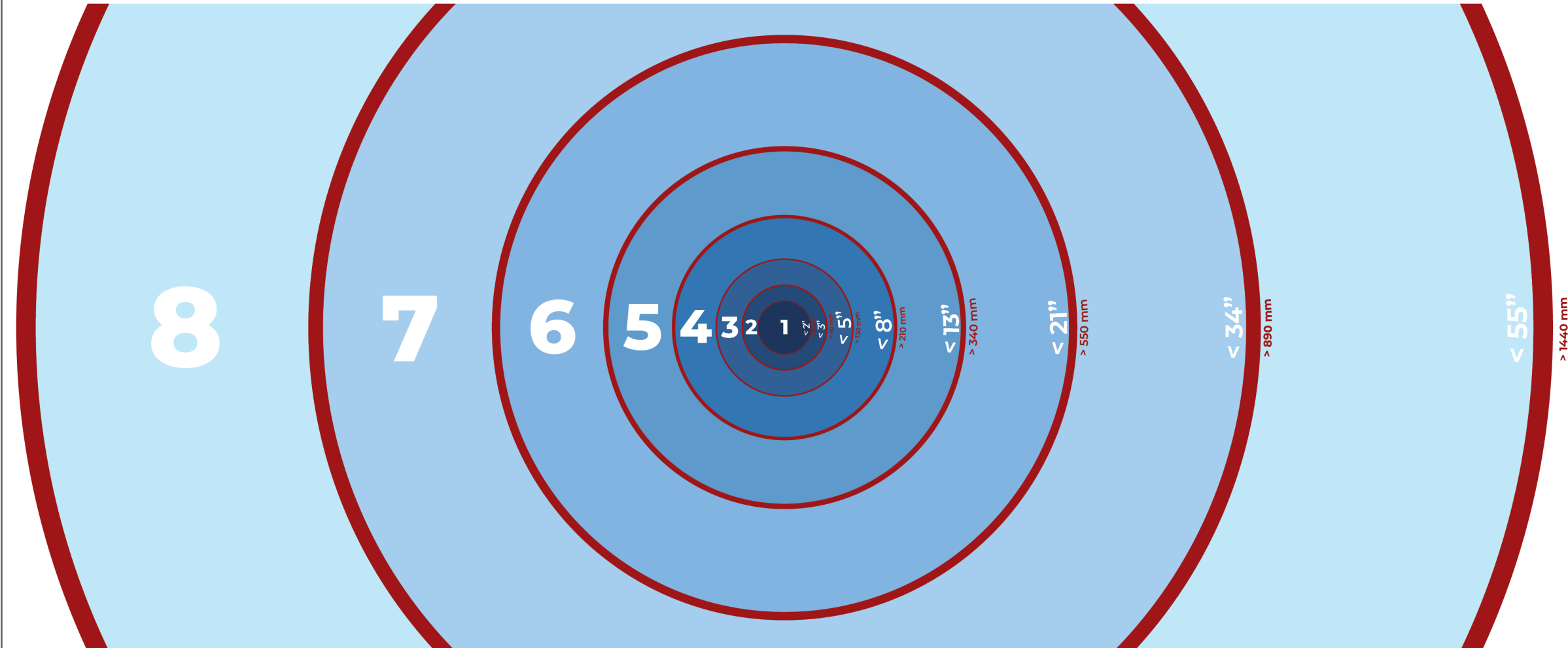


STEALTH



UNIVERSAL SIZE CHART

FOR CLIMBING HOLDS



Step 1: Place a single hold in the center

Step 2: Determine the appropriate size ring

The thickness of each red ring represents the difference between US & European standard sizing.

For **US** sizing, all parts of the shape must fit **ENTIRELY** within each ring and not overlap into the red line. If any part of the hold passes into or beyond the red, the shape is considered to be in the next larger size.

For **European** sizing, parts of the shape can overlap into, but not beyond the red lines.

To determine the size of an entire SET, measure each shape individually, then calculate the set average.

For a downloadable PDF file, scan the QR code below.

Full-scale dimensions for print: 60" x 36"



TRANGO HOLDS | ROUTE SETTING GEAR



TRANGO HOLDS | ROUTE SETTING GEAR





EQUINOX FULL BODY HARNESS
NEW



EQUINOX VIPER FULL BODY HARNESS
NEW



EQUINOX BENCH
NEW



HEXDRIVE 5/16" x 2"
NEW



HEXDRIVE 5/16" x 3"
NEW



HEXDRIVE 8MM x 5MM
NEW



5 STEP LADDER
NEW



ASCENDER - LEFT HAND
NEW



ASCENDER - RIGHT HAND
NEW



STARDRIVE - GOLD STAR (T20)
NEW



STARDRIVE - BLACK STAR (T25)
NEW



ALLEGIANCE SEMI-STATIC ROPES
NEW



PULLEY - MATTE BLACK
NEW



SCREWY
NEW



LASSO TOOL LEASH
NEW



REACTION STEEL GYM DRAW
NEW



OVAL K SCREWLOCK
NEW



SUPERFLY EVO AUTOLOCK
NEW

TRANGO HOLDS | 2024 LOOKBOOK

TRANGO HOLDS | 2024 LOOKBOOK



1215 Distel Drive
Lafayette, CO 80026
303.530.3035 | info@trango.com
trango.com | trangoholds.com





1215 Distel Drive
Lafayette, CO 80026
303.530.3035 | info@trango.com
trango.com | trangoholds.com