

# PYRITE & SELENITE ACTIVATION GUIDE:

HOW TO USE THIS CRYSTAL TO ATTRACT  
ABUNDANCE

WRITTEN BY  
NEERU JAIN ~MINDICON

The background of the page is a solid, muted gold color. In the bottom right corner, there is a large, detailed illustration of several golden feathers, likely peacock feathers, with fine, radiating barbs that catch the light, creating a shimmering effect. The feathers are positioned diagonally, with their bases near the bottom right and their tips extending towards the top left.

# Contents

Understanding Your Sacred Stone

The Activation Process

How to Use Your Set: Daily Practices

Powerful Affirmations for Your Stone

Advanced Techniques with Your Set

Caring for Your Sacred Set

Placement Guide for Maximum Power

Your 40-Day Manifestation Challenge.

The Science Meets Spirit Truth

Frequently Asked Questions





# Your Raw Pyrite Stone: The Golden Manifestor

*Pyrite is iron disulfide (FeS<sub>2</sub>), formed under intense heat and pressure deep within the Earth. Its metallic golden luster and geometric structure make it a natural conductor of energy and nature's manifestation magnet.*

- *Reflects electromagnetic frequencies, acting as an energetic mirror*
- *Contains iron, connecting it to vitality, blood, and life force*
- *Forms perfect cubic structures, representing order, stability, and manifestation*
- *Produces sparks when struck, symbolizing the ignition of potential into reality*

•



# The Metaphysical Properties

---

*In crystal healing traditions, raw pyrite is revered as:*

- **The Manifestation Magnet** - Attracts abundance, opportunities, and success
- **The Solar Plexus Activator** - Strengthens willpower, confidence, and your personal power center
- **The Mental Clarifier** - Sharpens focus, enhances memory, and supports strategic thinking
- **The Protective Shield** - Deflects negative energy and creates energetic boundaries
- **The Action Stone** - Transforms ideas into concrete reality

# 01

# Initial Cleansing & Activation

*Before activation, gemstones must be energetically reset.*

## *When to Do This*

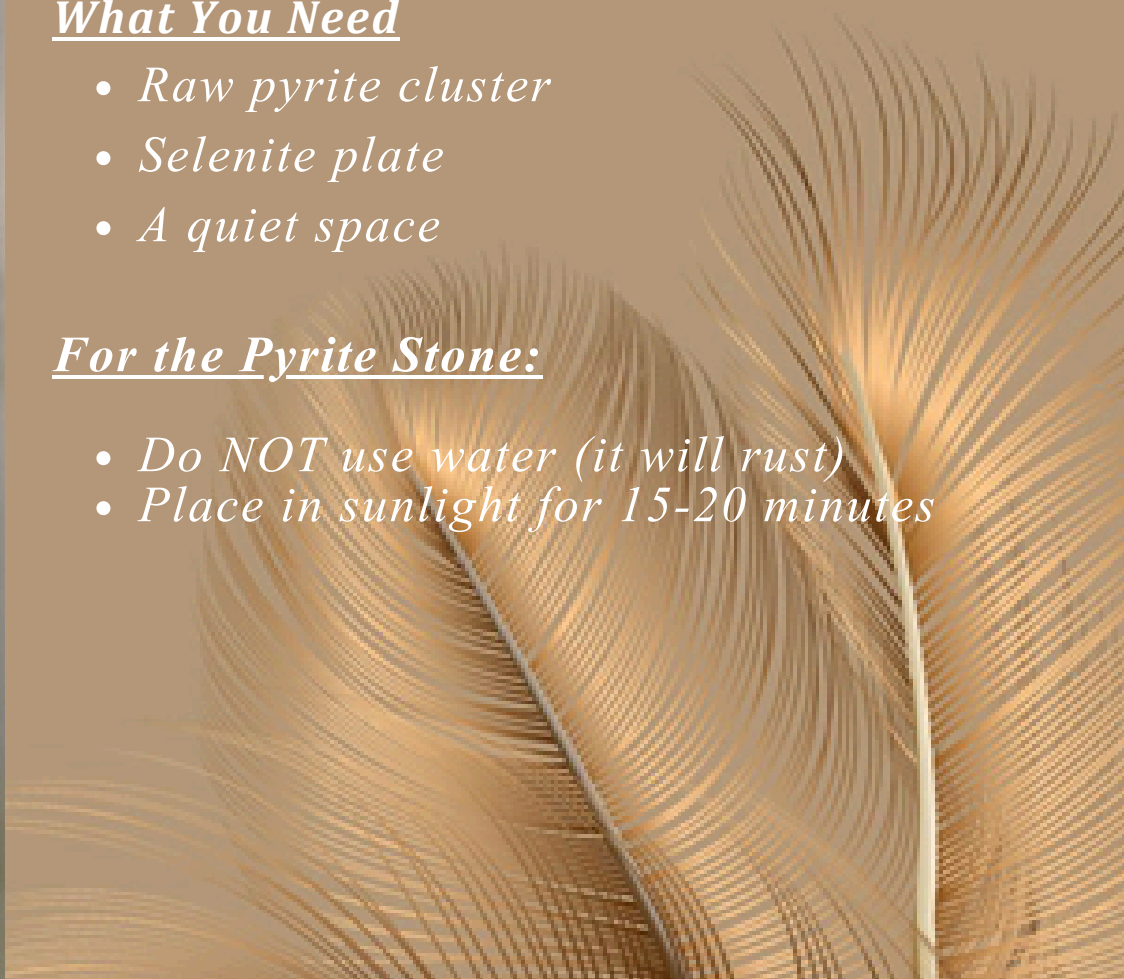
- *On the day you receive your pyrite*
- *Ideally in the morning or during daylight hours*

## *What You Need*

- *Raw pyrite cluster*
- *Selenite plate*
- *A quiet space*

## *For the Pyrite Stone:*


- *Do NOT use water (it will rust)*
- *Place in sunlight for 15-20 minutes*



# 02 Create Your Sacred Space

*Find a special spot where your set will live—your desk, altar, nightstand, or wealth corner (far left corner from your home's entrance).*

*Place your selenite plate on a clean, stable surface. Light your candle if using one.*



# 03 Activate Your Selenite Plate

Hold the selenite plate with both hands. Close your eyes and take three deep breaths.

*Speak aloud:*

*"I activate this selenite as my sacred foundation of light. May it purify, amplify, and protect. May it keep my intentions clear and my energy high. This plate is now a portal of endless renewal. So it is."*

Place the selenite plate down in its chosen location.

A decorative background of golden feathers, likely peacock feathers, is visible in the bottom right corner of the page. The feathers are detailed and have a shimmering, iridescent quality.

# 04 Unite the Pair

---

Place your pyrite stone on the selenite plate. With both hands hovering over them, visualize a golden beam of light shooting down from above, through your hands, and into both crystals. See them glowing and pulsing with energy.

Speak the final activation:

*"As pyrite and selenite unite, my manifestation power ignites. What I seek now seeks me. Abundance flows naturally. My path is clear, my will is strong, my success is certain. I am grateful. I am powerful. I am ready. And so it is!"*

Sit quietly for 2-3 minutes, feeling the energy of your activated set.



## How to Use Your Stone : Daily Practices


### *The Golden Rule of Placement*

*Your pyrite should live ON your selenite plate. This is its home base, where it automatically cleanses and recharges 24/7. You'll remove it for specific uses, then always return it to the plate.*

# How to Use Your Set: Daily Practices

*Morning Power Ritual (5 minutes)*

## *The Manifestation Activation*

- *Approach your sacred set with intention*
  - *Pick up your pyrite from the selenite plate*
  - *Hold it in both hands at your solar plexus (above belly button)*
  - *Close your eyes and take 5 deep breaths*
  - *Visualize your main goal as already accomplished—see it, feel it, believe it*
  - *Speak your personal affirmation 3 times (see affirmations section)*
  - *Touch the pyrite to your forehead (third eye)*
  - *Return it to the selenite plate*
  - *Touch the selenite and say: "Thank you for keeping my energy clear and my power amplified"*
  - *Do this every morning for 40 days minimum. This builds unstoppable momentum.*
- 

# How to Use Your Set: Daily Practices

## Evening Gratitude Ritual (3 minutes)

1. Sit with your set before bed
2. Hold the pyrite and review your day
3. Thank it for 3 specific things (opportunities noticed, confidence felt, actions taken)
4. Place it back on the selenite plate
5. Run your fingers along the selenite and say: "As I rest, this partnership grows stronger. Tomorrow brings even greater abundance."

## Weekly Power Boost

*Every Sunday (or any other preferred day):*

1. Remove pyrite from selenite
2. Place Pyrite in morning sunlight for 30 minutes (not longer)
3. Write down your wins from the past week
4. Set intentions for the coming week
5. Hold pyrite and speak intentions aloud
6. Return pyrite to selenite plate
7. Keep your written intentions under or near the set

# How to Use Your Set: Daily Practices

## Throughout Your Day

## For Important Moments:

*Remove your pyrite from the plate and carry it with you when:*

- *Attending job interviews or important meetings*
- *Making financial decisions*
- *Asking for a raise or promotion*
- *Going to networking events*
- *Facing challenging conversations*
- *Need a confidence boost*

*Always return it to the selenite plate afterward to cleanse any absorbed energy.*



# How to Use Your Set: Daily Practices

## Desk/Workspace Setup

### *The Manifestation Station:*

*Place your selenite plate with pyrite on it:*

- *Left side of your desk (receiving/attracting side)*
- *Near your computer where you'll see it often*
- *In your "wealth corner" if you know your feng shui*

### Create a mini altar around it “optional “

- *Written goals or affirmations nearby*
- *Vision board images*
- *Gratitude list*
- *Coins or money (attracts more)*

*Before starting work, touch the pyrite and state your intention for a productive day.*

T H I N K

P O S I T I V E

## Powerful Affirmations for Your Set

Choose **ONE** primary affirmation and speak it daily while holding your pyrite:

For Financial  
Abundance:

"Golden opportunities flow to me effortlessly. My pyrite attracts prosperity, my selenite keeps the channel clear. I am a magnet for wealth in all forms."

For Career  
Success:

"I am confident, capable, and recognized for my talents. This pyrite amplifies my power, this selenite illuminates my path. Success is my natural state."

For Manifestation  
Power:

"My thoughts become things. My visions become reality. With pyrite as my magnet and selenite as my amplifier, I create my dream life now."

For Clarity and  
Focus:

"My mind is sharp and clear. My decisions are wise and aligned. This sacred pair keeps me focused on what truly matters."

For Personal  
Power:

"I stand in my power with unwavering confidence. My solar plexus blazes with golden fire. I am unstoppable, protected, and purposeful."

For Protection  
and Boundaries:

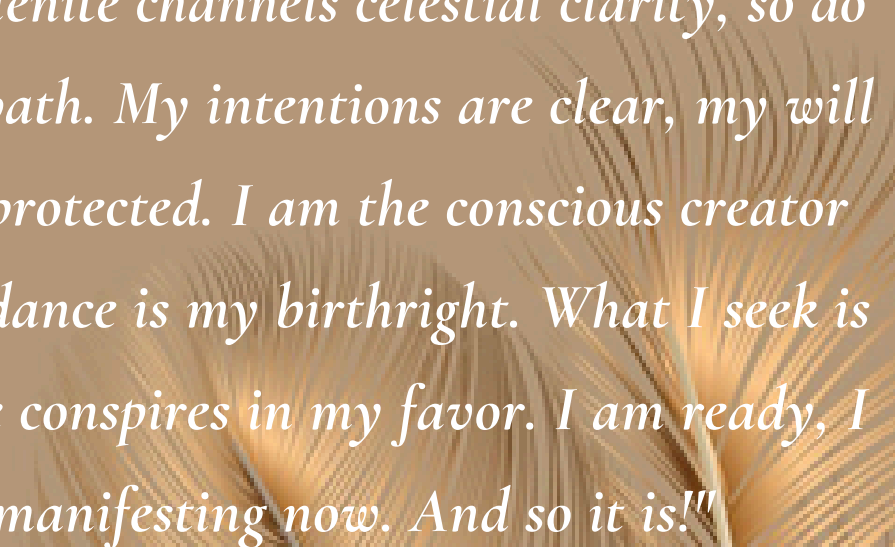
"I am surrounded by golden light. Negativity bounces off me. My selenite purifies & my pyrite protects, and I am safe in my sovereignty."

# The Complete Activation Affirmation

---

*Speak this while holding your pyrite above your selenite plate  
every new moon:*

*"I am grateful for this sacred partnership of Earth and Sky,  
Gold and Light, Action and Purity. As pyrite formed under  
pressure into beauty and power, so do I transform challenges  
into opportunities. As selenite channels celestial clarity, so do  
I align with my highest path. My intentions are clear, my will  
is strong, my energy is protected. I am the conscious creator  
of my reality, and abundance is my birthright. What I seek is  
seeking me. The universe conspires in my favor. I am ready, I  
am worthy, I am manifesting now. And so it is!"*

A decorative background image of a feather, likely a quill or a similar bird feather, rendered in a golden-brown color. The feather is positioned in the lower right quadrant of the page, with its shaft pointing downwards and its barbs fanning out towards the top right. The overall aesthetic is warm and elegant, matching the golden-brown background of the page.


# Advanced Techniques

## The Overnight Intention Charging

What to do:

1. Write a specific intention or goal on paper
2. Place the paper under your selenite plate
3. Place your pyrite on top of the selenite
4. Leave overnight (or for 3 days for extra power)
5. Carry the paper with you or keep in your wallet

Best for: Job applications, financial goals, specific manifestations




# Advanced Techniques

## The Decision Clarity Method

When facing an important choice:

1. Hold your pyrite in your left hand (receiving)
2. Touch your selenite with your right hand (giving)
3. State the decision you're considering
4. Sit in silence for 2 minutes
5. Notice: Do you feel expansion (yes) or contraction (no)?
6. The right choice will create a sense of lightness and flow

The selenite clears mental fog while pyrite amplifies your inner knowing.



# Advanced Techniques

## The Abundance Grid

What you need:

- Your selenite plate with pyrite
- 4 coins or crystals
- Written financial goal

How to create:

1. Place selenite plate in the center
2. Place pyrite on top of selenite
3. Position 4 coins at north, south, east, west points around the plate
4. Place written goal under the selenite plate
5. Activate by tracing a clockwise circle in the air above the grid 3 times  
Leave undisturbed for 28 days (one moon cycle), then refresh.



# Advanced Techniques

## The Confidence Boost Emergency When you need instant courage:

- Grab your pyrite from the selenite
- Hold it to your solar plexus with both hands
- Take 3 powerful breaths, saying: "I AM POWERFUL" with each exhale
- Visualize golden light filling your entire body
- Keep the pyrite in your pocket or bra
- Return to selenite that evening



# Caring for Your Stone

## Daily Maintenance (Mostly Automatic!)

The beauty of this pairing: Your pyrite automatically cleanses while resting on selenite. You rarely need to do anything extra!

Your only tasks:

- Keep pyrite on selenite plate when not in use
- Wipe pyrite with dry cloth weekly
- Keep selenite dry (it can dissolve in water!)
- Protect both from humidity

## **Weekly Care**

### Every 7 days:

- Gently dust selenite plate with dry soft cloth
- Check pyrite for any rust spots (means too much moisture)
- Place both in morning sunlight for 20-30 minutes once in 7 -10 Days or monthly
- Refresh your written intentions nearby

## **Monthly Recharge (Full Moon or New Moon)**

### Full Moon (amplification):

- Place your set where moonlight can reach it (even indirect is fine)
- Leave overnight
- In the morning, state your gratitude and intentions

### New Moon (new beginnings):

- Place your set in morning sunlight for 30 minutes
- Write new intentions for the lunar cycle
- Reactivate with the full activation affirmation

# Placement Guide for Maximum Power

## Warning Signs Your Set Needs Attention

For Pyrite:

- Developing rust spots = too much moisture, keep drier
- Feels heavy or dull = needs sun recharge
- You're avoiding or forgetting it = relationship needs renewal

## Best Locations for Your Set

Home Office/Workspace:

- Left side of desk (receiving prosperity)
- Facing where you sit (radiating power toward you)
- Near computer/electronics (selenite transmutes EMF)

Bedroom:

- Nightstand left side of bed
- Dresser top in wealth corner (far left from entrance)
- Meditation space

Living Areas:

- Wealth corner of main room
- Near entrance to invite opportunities
- Coffee table as centerpiece during manifestation work

## Avoid These Spots

- Bathroom - Too much moisture will damage both stones
- Kitchen near water - Humidity and splashing pose risks
- Under bed - Energy is too active, can disrupt sleep
- Dark closets - These stones need some light exposure
- Near air conditioning vents - Direct air can collect dust



# Your 40-Day Manifestation Challenge

## *Why 40 Days?*

*It takes approximately 40 days to form a new neural pathway and habit. This challenge synchronizes your brain, your energy, and your actions.*

## Week 1-10: Foundation

---

### Daily non-negotiables:

- Morning 5-minute activation ritual
- Carry pyrite to one important event or task
- Evening gratitude (3 specific things)
- Pyrite returns to selenite each night

### Journal prompts:

- What limiting beliefs am I releasing?
- What new identity am I stepping into?
- What opportunities am I noticing?

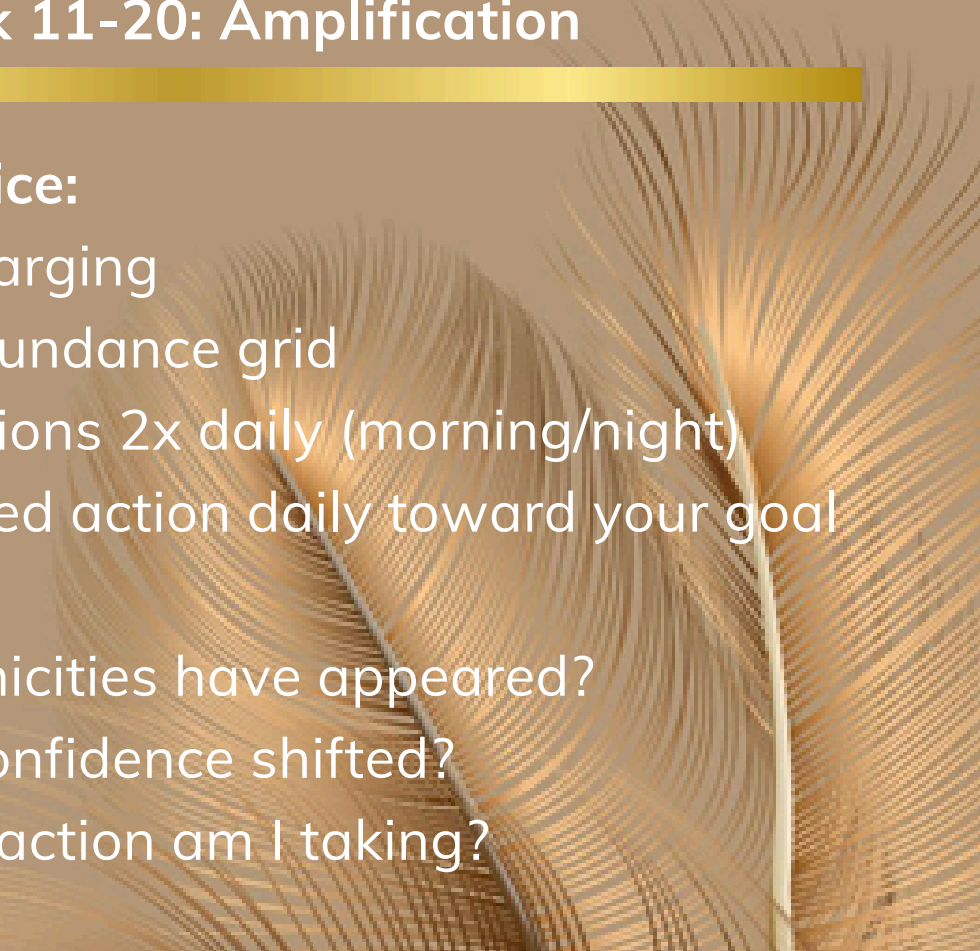
## Week 11-20: Amplification

---

### Add to your practice:

- Weekly sun charging
- Create your abundance grid
- Speak affirmations 2x daily (morning/night)
- Take one aligned action daily toward your goal

### Journal prompts:

- What synchronicities have appeared?
  - How has my confidence shifted?
  - What inspired action am I taking?
- 

## Week 21-30: Integration

---

Deepen your practice:

- Use decision clarity method for one choice
- Share gratitude with your set nightly
- Meditate with pyrite 10 minutes weekly
- Notice how manifestations appear

Journal prompts:

- What has manifested so far?
- How am I different from day 1?
- What needs to shift for greater alignment?

## Week 31-40: Embodiment

---

Mastery phase:

- Your practice is now automatic
- Notice how naturally abundance flows
- Reflect on all changes
- Prepare for next 40-day cycle with new intentions

Journal prompts:

- Who have I become?
- What evidence proves my power?
- How will I continue this momentum?

**Day 40 Celebration**



# The Science Meets Spirit Truth

Let's be honest: Crystal healing isn't scientifically proven to cure diseases or magically deposit money in your account. But here's what IS scientifically supported:

Ritual and  
Routine:

Using your set daily creates behavioral anchors that reinforce goal-directed thinking and action.

Placebo Effect:

When you believe something will help you, your brain activates reward and motivation centers, creating real neurological changes.

Mindfulness  
Practice

Holding your crystals and focusing creates meditative states proven to reduce stress, increase clarity, and improve decision-making.

Visual Cues

Seeing your set throughout the day keeps you aligned with your intentions (like vision boards).

Commitment  
Device:

Your set represents a commitment to yourself, which psychology shows increases follow-through.

The Real Magic:

Whether the power comes from the crystals themselves or from your belief and consistent action doesn't matter. The results are real. You become more confident, focused, and action-oriented. Opportunities seem to appear because you're finally noticing them. "Luck" improves because you're positioning yourself correctly.

*Your belief activates the practice. The practice activates change. Change creates results.*

# Frequently Asked Questions

**Q: Can I get my pyrite wet?**

A: NO! Pyrite will rust and deteriorate. Use smoke, sound, or sun to cleanse it. That's why the selenite plate is perfect—it cleanses the pyrite without water.

**Q: Can I get my selenite wet?**

A: Only briefly. Selenite can handle a quick rinse but should never soak. It can dissolve in water over time. Dry it immediately and thoroughly.

**Q: How long should I keep my pyrite on the selenite?**

A: At minimum overnight. Ideally, the pyrite only leaves the selenite when you're actively using it for a specific purpose.

**Q: Can I charge other crystals on my selenite plate?**

A: Yes! But don't overcrowd it. When charging multiple stones, give each 4-8 hours on the plate, then rotate. Your pyrite should have priority.

# Frequently Asked Questions

**Q: What if I miss a day of my ritual?**

A: Don't let perfectionism stop progress. Just pick up where you left off. Even inconsistent practice is better than no practice.

**Q: Can I have multiple intentions?**

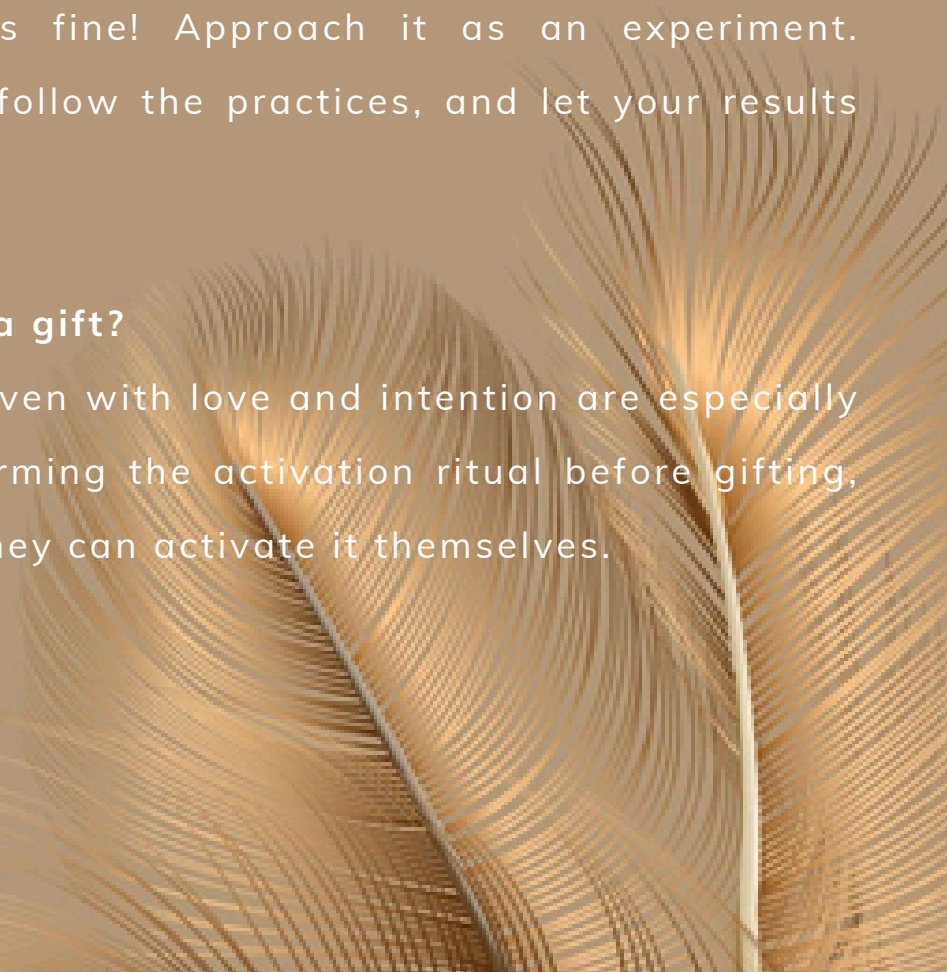
A: Focus on ONE primary intention at a time for 40 days. Once manifested or integrated, you can set a new intention. Scattered focus = scattered results.

**Q: Will this work if I'm skeptical?**

A: Healthy skepticism is fine! Approach it as an experiment. Commit to the 40 days, follow the practices, and let your results speak for themselves.

**Q: Can I give this set as a gift?**

A: Absolutely! Crystals given with love and intention are especially powerful. Consider performing the activation ritual before gifting, or include this guide so they can activate it themselves.



# Your Activation Is Complete

Place your hand over your pyrite and selenite set one more time. Feel the coolness of the metal, the smoothness of the crystal.



Speak from your heart:

"I am ready. I am worthy. I am powerful. This sacred set is now activated as my partner in manifestation. Together, we create magic. Together, we attract abundance. Together, we transform my life. I am grateful. I am committed. I am already successful. And so it is!"

*Welcome to your new reality.*

*The universe has been waiting for you to claim your power.*

*Your set is activated.*

*Now go manifest your dreams.*