


Pyrite & Selenite Activation Guide

HOW TO USE THIS CRYSTAL
TO ATTRACT ABUNDANCE



WRITTEN BY © NEERU JAIN

Contents

Understanding Your Sacred Stone

The Activation Process

How to Use Your Set: Daily Practices

Powerful Affirmations for Your Stone

Advanced Techniques with Your Set

Caring Your Sacred Set

Placement Guide for Maximum Power

The Science Meets Spirit Truth

Frequently Asked Questions

Your Raw Pyrite Stone: The Golden Manifestor

- Pyrite is iron disulfide (FeS_2), formed under intense heat and pressure deep within the Earth.
- Its metallic golden luster and geometric structure make it a natural conductor of energy and nature's manifestation magnet.
- Reflects electromagnetic frequencies, acting as an energetic mirror
- Contains iron, connecting it to vitality, blood, and life force
- Forms perfect cubic structures, representing order, stability, and manifestation
- Produces sparks when struck, symbolizing the ignition of potential into reality

The Metaphysical Properties

In crystal healing traditions,
raw pyrite is revered as:

- The Manifestation Magnet - Attracts abundance, opportunities, and success
- The Solar Plexus Activator - Strengthens willpower, confidence, and your personal power center
- The Mental Clarifier - enhances memory, stranghetic thinking
- The Protective Shield - Deflects negative energetic boundaries
- The Action Stone - Transforms ideas into concrete reality



Initial Cleansing & Activation

Before activation, gemstones must be energetically reset

When to Do This

On the day you receive your pyrite

Ideally in the morning or during daylight hours

What You Need

- Raw pyrite cluster
- Selenite plate
- A quiet space



For the Pyrite Stone:
Do NOT use water
(it will rust)
Place in sunlight for
15-20 minutes



Create Your Sacred Space

Find a special spot where your set will live—your desk, altar, nightstand, or wealth corner (far left corner from your home's entrance).

Place your selenite plate on a clean, stable surface.

Light your candle if using one



Activate Your Selenite Plate

Hold the selenite plate with both hands. Close your eyes and take three deep breaths.

Speak aloud: “I activate this selenite as my sacred foundation of light. May it purify, amplify, and protect. May it keep my intentions clear and my energy high. This plate is now a portal of endless renewal. So it is.”

Place the selenite plate down in its chosen location.



Activate Your Selenite Plate

Unite the Pair

Place your pyrite stone on the selenite plate. With both hands hovering over them, visualize a golden beam of light shooting down from above, through your hands, and into both crystals. See them glowing and pulsing with energy.

Speak the final activation: "As pyrite and selenite unite, my manifestation power ignites. What I seek now seeks me. Abundance flows naturally. My path is clear, my will is strong, my success is certain. I am grateful. I am powerful. I am ready. And so it is!"

Sit quietly for 2-3 minutes, feeling the energy of your activated set.



How to Use Your Stone Daily Practices

The Golden Rule of Placement

Your pyrite should live **ON** your selenite plate. This is its home base, where it automatically cleanses and recharges 24/7. You'll remove it for specific uses, then always return it to the plate.



How to Use Your Set: Daily Practices

Morning Power Ritual (5 minutes) The Manifestation Activation



Approach your sacred set with intention
Pick up your pyrite from the selenite plate
Hold it in both hands at your solar plexus (above belly button)
Close your eyes and take 5 deep breaths
Visualize your main goal as already accomplished—
see it, feel it, believe it

Speak your personal affirmation 3 times (see affirmations section)
Touch the pyrite to your forehead (third eye)
Return it to the selenite plate

Touch the selenite and say:

"Thank you for keeping my energy clear and my power amplified"
Do this every morning for 40 days minimum. This builds unstoppable
momentum

How to Use Your Set: Daily Practices

Evening Gratitude Ritual (3 minutes)



1. Sit with your set before bed
2. Hold the pyrite and review your day
3. Thank it for 3 specific things (opportunities noticed, confidence felt, actions taken)
4. Place it back on the selenite plate
5. Run your fingers along the selenite and say:
"As I rest, this partnership grows stronger.
Tomorrow brings even greater abundance."

How to Use Your Set: Daily Practices

Weekly Power Boost Every Sunday
(or any other preferred day)



1. Remove pyrite from selenite
2. Place Pyrite in morning sunlight for 30 minutes
(not longer)
3. Write down your wins from the past week
4. Set intentions for the coming week
5. Hold pyrite and speak intentions aloud
6. Return pyrite to selenite plate
7. Keep your written intentions under or near the set

How to Use Your Set: Throughout Your Day For Important Moments

Remove your pyrite from the plate and
carry it with you when:



- Attending job interviews or important meetings
- Making financial decisions
- Asking for a raise or promotion
- Going to networking events
- Facing challenging conversations
- Need a confidence boost

Always return it to the selenite plate afterward to
cleanse any absorbed energy.

How to Use Your Set: Throughout Your Day For Important Moments

Remove your pyrite from the plate and
carry it with you when:



- Attending job interviews or important meetings
- Making financial decisions
- Asking for a raise or promotion
- Going to networking events
- Facing challenging conversations
- Need a confidence boost

Always return it to the selenite plate afterward to
cleanse any absorbed energy.

Desk/Workspace Setup The Manifestation Station

Place your selenite plate with pyrite on it:



- Left side of your desk (receiving/attracting side)
- Near your computer where you'll see it often
- In your 'wealth corner' if you know your feng shui
- Create a mini altar around it *optional*
- Written goals or affirmations nearby
- Vision board images
- Gratitude list
- Coins or money (attracts more)

Before starting work, touch the pyrite and state your intention for a productive day

Powerful Affirmations for Your Set

Choose ONE primary affirmation and speak it daily while holding your pyrite:

FOR FINANCIAL ABUNDANCE:

"Golden opportunities flow to me effortlessly. My pyrite attracts prosperity, my selenite keeps the channel clear. I am a magnet for wealth in all forms."

FOR CAREER SUCCESS:

"I am confident, capable, and recognized for my talents. This pyrite amplifies my power, this selenite illuminates my path. Success is my natural state."

FOR MANIFESTATION POWER:

"My thoughts become things. My visions become reality. With pyrite as my magnet and selenite as my amplifier, I create my dream life now."

FOR CLARITY AND FOCUS:

"My mind is sharp and clear. My decisions are wise and aligned. This sacred pair keeps me focused on what truly matters."

FOR PERSONAL POWER:

"I stand in my power with unwavering confidence. My solar plexus blazes with golden fire. I am unstoppable, protected, and purposeful."

FOR PROTECTION AND BOUNDARIES:

"I am surrounded by golden light. Negativity bounces off me. My selenite purifies & my pyrite protects, and I am safe in my sovereignty."

The Complete Activation Affirmation

Speak this while holding your pyrite above
your selenite plate every new moon:

I am grateful for this sacred
partnership of Earth and Sky,
Gold and Light, Action and Purity.

As pyrite formed under pressure
into beauty and power,
so do I transform challenges into
opportunities.

As selenite channels celestial clarity,
so do I align with my highest path.

My intentions are clear, my will is strong,
my energy is protected.

I am the conscious creator of my reality,
and abundance is my birthright.


What I seek is seeking me.
The universe conspires in my favor.

I am ready, I am worthy, I am manifesting now.

And so it is!

The Overnight Intention Charging

What to do:



- 1. Write a specific intention or goal on paper*
- 2. Place the paper under your selenite plate*
- 3. Place your pyrite on top of the selenite*
- 4. Leave overnight (or for 3 days for extra power)*
- 5. Carry the paper with you or keep in your wallet*

Best for:

*Job applications, financial goals, specific
manifestation*

The Decision Clarity Method

When facing an important choice:



- 1. Hold your pyrite in your left hand (receiving)*
- 2. Touch your selenite with your right hand (giving)*
- 3. State the decision you're considering*
- 4. Sit in silence for 2 minutes*
- 5. Notice: Do you feel expansion (yes) or contraction (no)?*
- 6. The right choice will create a sense of lightness and flow*

The selenite clears mental fog while pyrite amplifies your inner knowing.

The Abundance Grid

What you need:

- *Your selenite plate with pyrite*
 - *4 coins or crystals*
- *Written financial goal*



How to create:

1. *Place selenite plate in the center*
2. *Place pyrite on top of selenite*
3. *Position 4 coins at north, south, east, west points around the plate*
4. *Place written goal under the selenite plate*
5. *Activate by tracing a clockwise circle in the air above the grid 3 times*

Leave undisturbed for 28 days (one moon cycle), then refresh

The Confidence Boost Emergency

When you need instant courage:



- 1. Grab your pyrite from the selenite*
- 2. Hold it to your solar plexus with both hands*
- 3. Take 3 powerful breaths, saying:
"I AM POWERFUL" with each exhale*
- 4. Visualize golden light filling your entire body*
- 5. Keep the pyrite in your pocket or bra*
- 6. Return to selenite that evening*

Caring for Your Stone Daily Maintenance (Mostly Automatic!)

The beauty of this pairing: Your pyrite automatically cleanses while resting on selenite. You rarely need to do anything extra!

Your only tasks:

Keep pyrite on selenite plate when not in use

Wipe pyrite with dry cloth weekly

Keep selenite dry (it can dissolve in water!)

Protect both from humidity

Weekly Care

Every 7 days:

Gently dust selenite plate with dry soft cloth

Check pyrite for any rust spots (means too much moisture)

**Place both in morning sunlight for 20-30 minutes once in 7 -10 Days
or monthly**

Refresh your written intentions nearby

Monthly Recharge (Full Moon or New Moon)

Full Moon (amplification):

Place your set where moonlight can reach it (even indirect is fine)

Leave overnight

In the morning, state your gratitude and intentions

New Moon (new beginnings):

Place your set in morning sunlight for 30 minutes

Write new intentions for the lunar cycle

Reactivate with the full activation affirmation

Placement Guide for Maximum Power

Warning Signs Your Set Needs Attention

For Pyrite: Developing rust spots = too much moisture, keep drier

Feels heavy or dull = needs sun recharge

You're avoiding or forgetting it = relationship needs renewal

Best Locations for Your Set

Home Office/Workspace:

Left side of desk (receiving prosperity)

Facing where you sit (radiating power toward you)

Near computer/electronics (selenite transmutes EMF)

Bedroom:

Nightstand left side of bed

Dresser top in wealth corner (far left from entrance)

Meditation space

Living Areas:

Wealth corner of main room

Near entrance to invite opportunities

Coffee table as centerpiece during manifestation work

Avoid These Spots

Bathroom - Too much moisture will damage both stones

Kitchen near water - Humidity and splashing pose risks

Under bed - Energy is too active, can disrupt sleep

Dark closets - These stones need some light exposure

Near air conditioning vents - Direct air can collect dust

Science Meets Spirit

The Truth

Let's be honest: Crystal healing isn't scientifically proven to cure diseases or magically deposit money in your account. But here's what IS scientifically supported:

RITUAL AND ROUTINE:

Using your set daily creates behavioral anchors that reinforce goal-directed thinking and action.

PLACEBO EFFECT:

"When you believe something will help you, your brain activates reward and motivation centers, creating real neurological changes.

MINDFULNESS PRACTICE:

"Holding your crystals and focusing creates meditative states proven to reduce stress, increase clarity, and improve decision-making."

VISUAL CUES:

'Seeing your set throughout the day keeps you aligned with your intentions (like vision boards).

COMMITMENT DEVICE:

Your set represents a commitment to yourself, which psychology shows increases follow-through.

THE REAL MAGIC: *Whether the power comes from the crystals themselves or from your belief and consistent action doesn't matter. The results are real. You become more confident, focused, and action-oriented. Opportunities seem to appear because you're finally noticing them. "Luck" improves because you're positioning yourself correctly.*

Your belief activates the practice. The practice activates change. Change creates results.

Frequently Asked Questions



Q: Can I get my pyrite wet?

A: NO! Pyrite will rust and deteriorate. Use smoke, sound, or sun to cleanse it. That's why the selenite plate is perfect—it cleanses the pyrite without water.

Q: Can I get my selenite wet?

A: Only briefly. Selenite can handle a quick rinse but should never soak. It can dissolve in water over time. Dry it immediately and thoroughly.

Q: How long should I keep my pyrite on the selenite?

A: At minimum overnight. Ideally, the pyrite only leaves the selenite when you're actively using it for a specific purpose.

Q: Can I charge other crystals on my selenite plate?

A: Yes! But don't overcrowd it.

When charging multiple stones, give each 4-8 hours on the plate, then rotate. Your pyrite should have priority.



Frequently Asked Questions

Q: What if I miss a day of my ritual?

A: Don't let perfectionism stop progress. Just pick up where you left off. Even inconsistent practice is better than no practice.

Q: Can I have multiple intentions?


A: Focus on ONE primary intention at a time for 40 days. Once manifested or integrated, you can set a new intention. Scattered focus = scattered results.

Q: Will this work if I'm skeptical?

A: Healthy skepticism is fine! Approach it as an experiment. Commit to the 40 days, follow the practices, and let your results speak for themselves.

Q: Can I give this set as a gift?

A: Absolutely! Crystals given with love and intention are especially powerful. Consider performing the activation ritual before gifting, or include this guide so they can activate it themselves.



Your Activation Is Complete

*Place your hand over your pyrite and selenite set
one more time. Feel the coolness of the metal, the
smoothness of the crystal.*

Speak from your heart:

"I am ready."

"I am worthy."

"I am powerful."

*This sacred set is now activated as my partner in
manifestation.*

*Together, we create magic.
Together, we attract abundance.
Together, we transform my life.*

I am grateful.

I am committed.

I am already successful.

And so it is!"

*Welcome to your new reality. The universe has been waiting
for you to claim your power.*

Your set is activated.

Now go manifest your dreams.

