


PRODUCT
CATALOGUE



SUPERIOR QUALITY AND SERVICE **EVERYTIME**

From premium electrical products to dedicated customer support, we strive to deliver excellence at every stage of your project.





MULTI BRAND CABLES

SERVICE MAKES ALL THE DIFFERENCE

Every solution we deliver, every commitment we make, and every relationship we build is driven by our unwavering dedication to exceptional customer service.



TRANSPORTATION EFFECIENCY

HOUSE WIRE & SOLAR DC CABLES

Engineered for Safety. Built for Performance.
Advanced Cable Solutions Powered by
Electron Beam Technology



WIRES/LDC

FLAME RETARDANT PVC

Single core Flexible Wires and Cables, featuring conductors made from high-quality copper strands and insulated with Flame Retardant (FR) PVC compound, serve various applications including low voltage signals, electrical motors, appliances, control panels, transformers, electrical boards, and battery cables, offering exceptional thermal stability, insulation resistance, and fire safety with a high critical oxygen index and temperature resistance.



FEATURES & ADVANTAGES



FLAME-RETARDANT



ENERGY SAVING



LONGER LIFE



BETTER FLEXIBILITY

TECHNICAL CHARACTERISTICS AND STANDARDS

TEST	Temperature Index	Oxygen Index	Service life
SPECIFICATION VALUES	≥ 250°C	≥ 29%	> 25 Years

FLAME RETARDANT LOW SMOKE LOW HALOGEN

Single core Flexible Wires and Cables, made with finely drawn annealed bare copper strands and Flame Retardant low smoke low halogen (FR-LSH) PVC insulation, find applications in low voltage signals, electrical motors, appliances, control panels, transformers, electrical boards, and battery cables, boasting high thermal stability, insulation resistance, and fire safety with low smoke and toxic gas emission in case of fire.



FEATURES & ADVANTAGES



LOW SMOKE



LOW HALOGEN



FLAME-RETARDANT



ENERGY SAVING



BETTER FLEXIBILITY



LONGER LIFE



EXCELLENT INSULATION RESISTANCE



LEAD FREE



ANTI-TERMITE



100% CONDUCTIVITY

TECHNICAL CHARACTERISTICS AND STANDARDS

TEST	Temperature Index	Oxygen Index	Smoke density (light absorption)	Acid gas generation	Service life
SPECIFICATION VALUES	≥ 250°C	≥ 29%	≤ 60%	≤ 20%	>25 Years

HEAT RESISTANT FLAME RETARDANT PVC

An innovative wire manufactured using Electron Beam Technology, providing a 50% increase in current capacity and superior heat resistance, making it India's safest house wire. It features copper conductors, Twin Screw manufacturing, and Flame Retardant PVC insulation with excellent fire resistance, surpassing IS 694:2010 standards.



FEATURES & ADVANTAGES

-  HEAT-RESISTANT @ 105°C
-  FLAME-RETARDANT
-  MELT-RESISTANT
-  SHORT-CIRCUIT RESISTANT
-  ANTI-TERMITE
-  VERY LOW LEAKAGE
-  50% MORE CURRENT CARRYING CAPACITY
-  ENERGY SAVING




POWERED BY
E-BEAM TECHNOLOGY

TECHNICAL CHARACTERISTICS AND STANDARDS










TEST	Temperature Index	Oxygen Index	Smoke density (light absorption)	Acid gas generation	Shelf life
SPECIFICATION VALUES	≥ 250°C	> 29%	75%	20%	> 50 Years

HEAT RESISTANT FLAME RETARDANT LOW SMOKE LOW HALOGEN

Cutting-edge Electron Beam Technology (E-Beam) with a 50% increase in current carrying capacity and higher temperature resistance, positioning it as the safest house wire choice in India. HR FR LSH wires, addresses fire hazards with enhanced fire safety, low smoke emissions, and reduced toxic gas release, prioritizing safety and reliability in electrical installations.



FEATURES & ADVANTAGES

-  LOW SMOKE
-  LOW HALOGEN
-  HEAT-RESISTANT @ 105°C
-  ENERGY SAVING
-  FLAME-RETARDANT
-  MELT-RESISTANT
-  SHORT-CIRCUIT RESISTANT
-  ANTI-TERMITE
-  50% MORE CURRENT CARRYING CAPACITY
-  VERY LOW LEAKAGE

TECHNICAL CHARACTERISTICS AND STANDARDS

TEST	Temperature Index	Oxygen Index	Smoke density (light absorption)	Acid gas generation
SPECIFICATION VALUES	≥ 250°C	≥ 29%	≤ 60%	≤ 20%

SOLAR DC CABLES

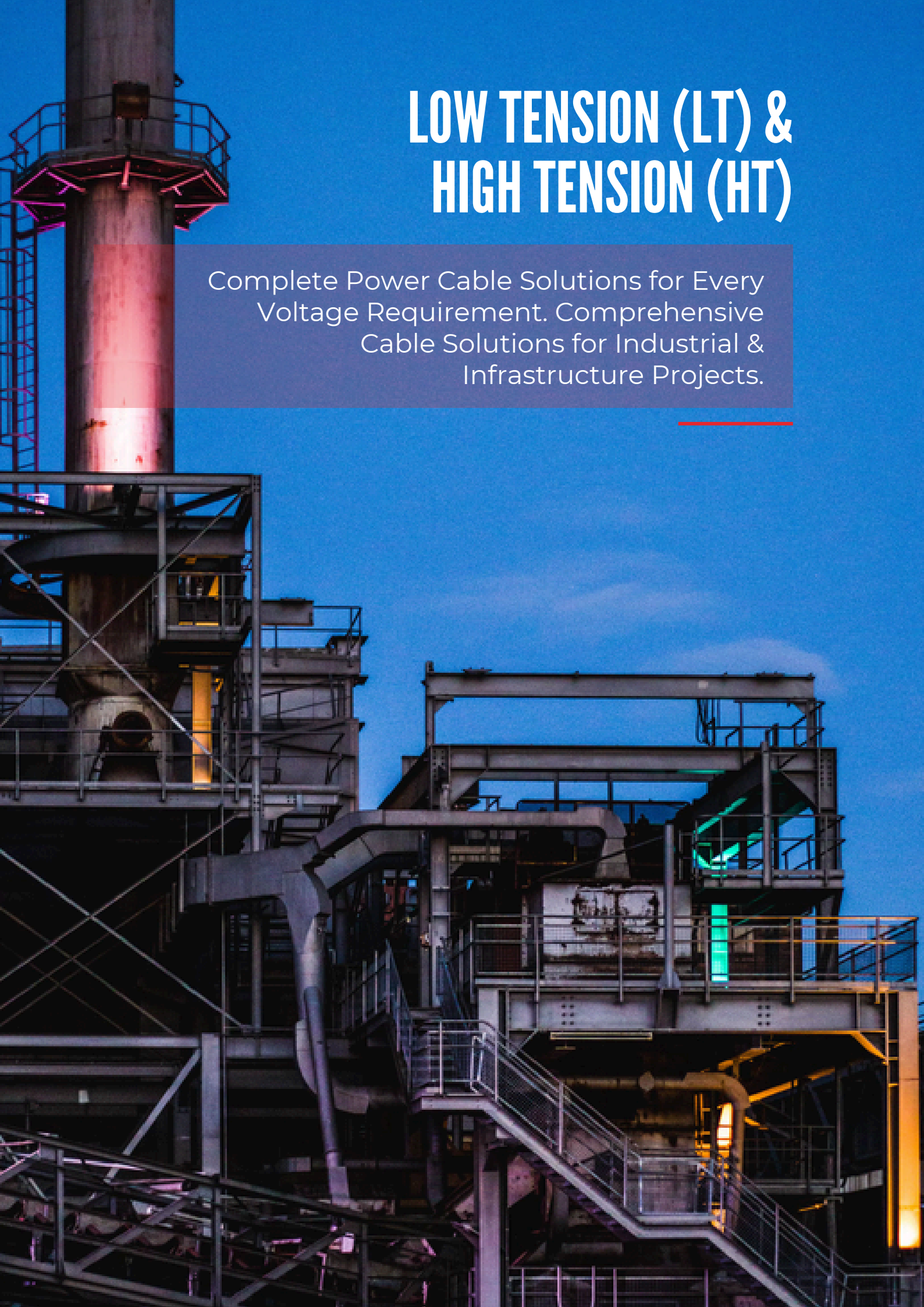
Powered by Advanced Electron Beam (E-Beam) Technology

MODERN SOLAR DC CABLES ARE MANUFACTURED USING ELECTRON BEAM (E-BEAM) IRRADIATION TECHNOLOGY. THIS ADVANCED CROSS-LINKING PROCESS STRENGTHENS THE CABLE INSULATION AT THE MOLECULAR LEVEL WITHOUT THE USE OF CHEMICALS, SIGNIFICANTLY IMPROVING THERMAL STABILITY, ELECTRICAL PERFORMANCE, AND MECHANICAL STRENGTH. THE RESULT IS A SAFER, MORE DURABLE CABLE CAPABLE OF DELIVERING CONSISTENT PERFORMANCE THROUGHOUT THE LIFE OF A SOLAR INSTALLATION.

KEY FEATURES

- ADVANCED **ELECTRON BEAM CROSS-LINKED** (XLPO) INSULATION
- HIGHER CURRENT CARRYING CAPACITY FOR **IMPROVED SYSTEM PERFORMANCE**
- SUPERIOR HEAT RESISTANCE WITH OPERATING TEMPERATURES UP TO **120°C**
- EXCELLENT **UV AND OZONE RESISTANCE** FOR OUTDOOR INSTALLATIONS
- FLAME-RETARDANT AND HALOGEN-FREE CONSTRUCTION
- HIGH DIELECTRIC STRENGTH WITH MINIMAL LEAKAGE CURRENT
- **RESISTANT TO** - MOISTURE, OIL, CHEMICALS, ABRASION, AND CRACKING
- FLEXIBLE CONSTRUCTION FOR QUICK AND EASY **INSTALLATION**
- LONG OPERATIONAL LIFE EXCEEDING 25 YEARS UNDER NORMAL OPERATING CONDITIONS
- LOW TRANSMISSION LOSSES FOR MAXIMUM ENERGY EFFICIENCY
- DESIGNED TO PERFORM RELIABLY IN EXTREME ENVIRONMENTAL CONDITIONS



A photograph of an industrial facility at dusk. A tall, cylindrical structure on the left is illuminated from within, casting a warm glow. The rest of the facility is a complex of steel beams, walkways, and railings, with some areas lit by blue and green lights. The sky is a deep blue with a few wispy clouds.

LOW TENSION (LT) & HIGH TENSION (HT)


Complete Power Cable Solutions for Every
Voltage Requirement. Comprehensive
Cable Solutions for Industrial &
Infrastructure Projects.

LOW TENSION (LT) CABLES

LOW TENSION (LT) CABLES ARE DESIGNED TO SAFELY TRANSMIT ELECTRICAL POWER AT VOLTAGES UP TO 1.1 KV. THEY ARE WIDELY USED ACROSS RESIDENTIAL, COMMERCIAL, INDUSTRIAL, AND INFRASTRUCTURE PROJECTS WHERE DEPENDABLE AND EFFICIENT POWER DISTRIBUTION IS ESSENTIAL. MANUFACTURED WITH PREMIUM-GRADE CONDUCTORS AND ADVANCED INSULATION MATERIALS, LT CABLES ENSURE LONG SERVICE LIFE, OPERATIONAL SAFETY, AND EXCELLENT ELECTRICAL PERFORMANCE.

KEY FEATURES

- **VOLTAGE RATING:** SUITABLE FOR SYSTEMS UP TO 1.1 KV.
- **HIGH CONDUCTIVITY:** MANUFACTURED USING HIGH-PURITY COPPER OR ALUMINIUM CONDUCTORS FOR MAXIMUM ELECTRICAL EFFICIENCY.
- **SUPERIOR INSULATION:** AVAILABLE IN PVC AND XLPE INSULATION FOR ENHANCED ELECTRICAL AND THERMAL PERFORMANCE.
- **HEAT RESISTANCE:** DESIGNED TO WITHSTAND ELEVATED OPERATING TEMPERATURES WITH MINIMAL PERFORMANCE LOSS.
- **EXCELLENT MECHANICAL STRENGTH:** RESISTANT TO ABRASION, IMPACT, AND ENVIRONMENTAL STRESS.
- **MOISTURE & CHEMICAL RESISTANCE:** PERFORMS RELIABLY IN HARSH INDUSTRIAL ENVIRONMENTS.
- **FIRE SAFETY OPTIONS:** AVAILABLE IN FR, FRLS, FRLSH, AND HR FR VARIANTS FOR ENHANCED FIRE PROTECTION.
- **LONG SERVICE LIFE:** ENGINEERED FOR DURABILITY WITH MINIMAL MAINTENANCE REQUIREMENTS.
- **ENERGY EFFICIENT:** LOW TRANSMISSION LOSSES HELP IMPROVE OVERALL SYSTEM EFFICIENCY.
- **STANDARDS COMPLIANCE:** MANUFACTURED IN ACCORDANCE WITH RELEVANT IS, IEC, AND INTERNATIONAL STANDARDS.

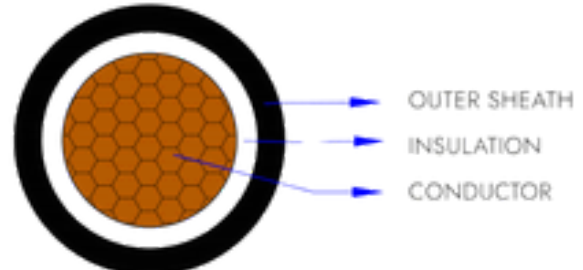
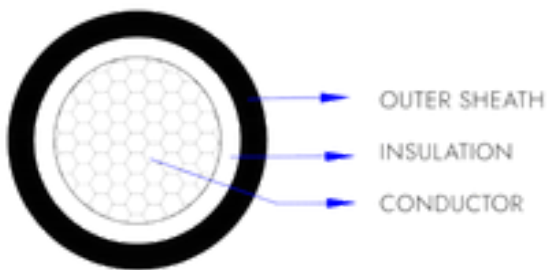


TYPICAL CROSS SECTION VIEW OF LT CABLES

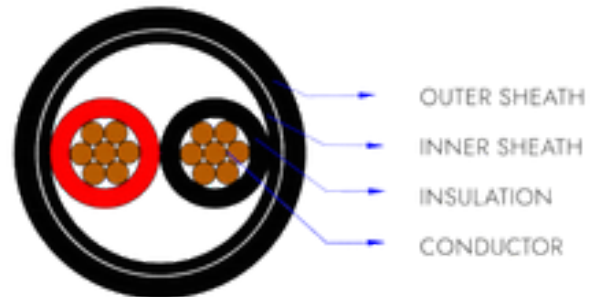
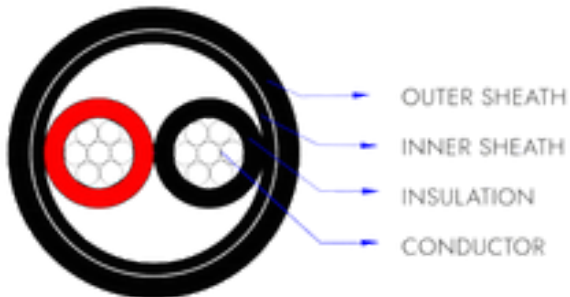
SINGLE CORE CABLES

UNARMoured CABLES

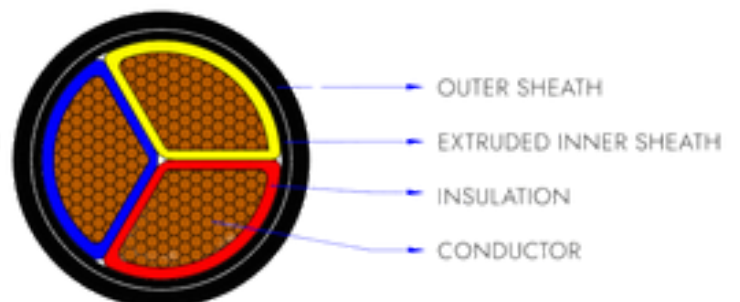
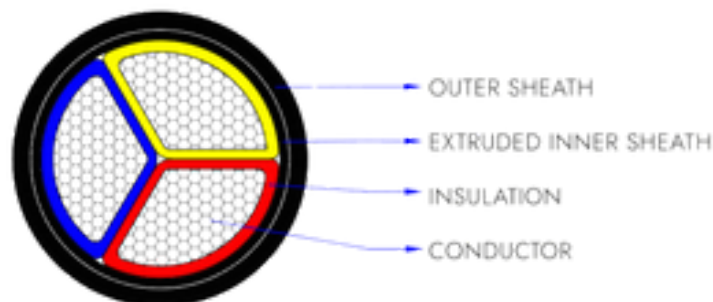
1 Core Unarmoured Cable – A2XY (ALUMINIUM) / 2XY (COPPER)



2 Core Unarmoured Cable – A2XY (ALUMINIUM) / 2XY (COPPER)



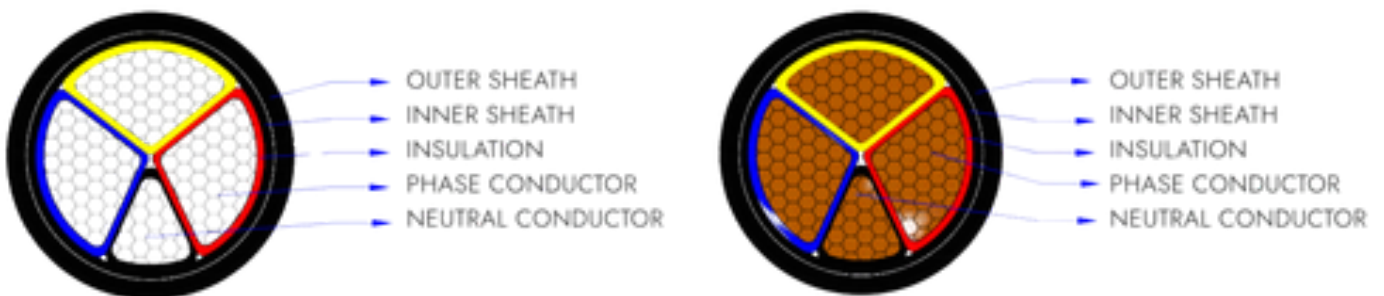
3 Core Unarmoured Cable – A2XY (ALUMINIUM) / 2XY (COPPER)



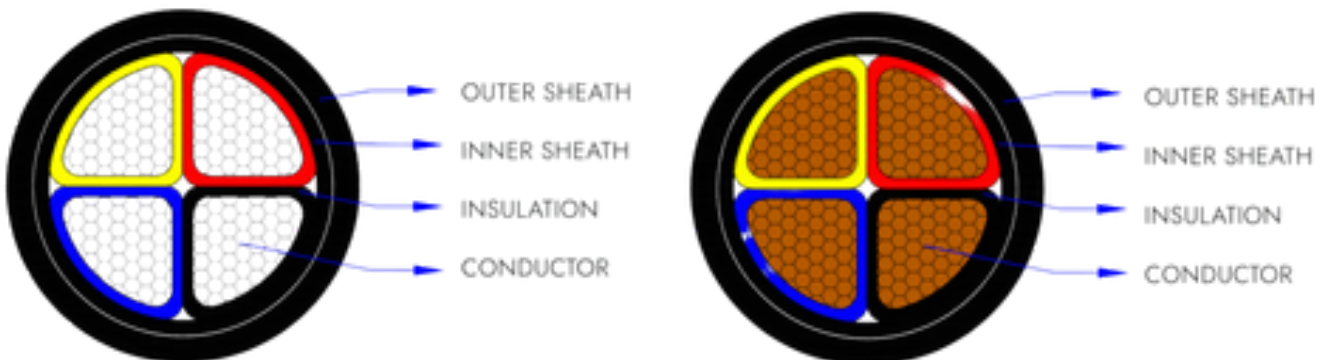
TYPICAL CROSS SECTION VIEW OF LT CABLES

THREE CORE CABLES

3.5 Core Unarmoured Cable – A2XY (ALUMINIUM) / 2XY (COPPER)



4 Core Unarmoured Cable – A2XY (ALUMINIUM) / 2XY (COPPER)



ARMOURED CABLES

1 Core Round Wire Armoured Cable – A2XW₃Y (ALUMINIUM) / 2XW₃Y (COPPER)



3 1/2 Core XLPE insulated armoured and unarmoured cable with Aluminium/ Copper Conductor confirming to IS 7098 P-1/1988

Area	Thickness of XLPE insulation (P/N)	Inner-sheath thickness	Dimension of armour (Nom.)		Thickness of PVC outersheath			Approx overall diameter			Approx net weight of cable					
	(Nom)		(Min.)	Wire	Strip	For round wire arm (Min.)	For flat strip arm (Min.)	Un-arm (Nom.)	For round wire arm	For flat strip arm	Un-arm	Round wire armoured		Flat strip armoured		Unarmoured
mm ²	mm	mm	mm	mm	mm	mm	mm	mm	mm	mm	Kg/KM	Kg/KM	Kg/KM	Kg/KM	Kg/KM	Kg/KM
											Al	Cu	Al	Cu	Al	Cu
25/16	0.9 / 0.7	0.3	1.6	4 X 0.8	1.4	1.4	2.0	24	23	22	1030	1575	815	1360	585	1130
35/16	0.9 / 0.7	0.3	1.6	4 X 0.8	1.4	1.4	2.0	26	25	24	1205	1925	970	1690	700	1420
50/25	1.0 / 0.9	0.3	1.6	4 X 0.8	1.56	1.4	2.0	29.5	28	27	1500	2505	1210	2210	900	1900
70/35	1.1 / 0.9	0.4	2	4 X 0.8	1.56	1.56	2.2	34	32	31	2050	3495	1540	2985	1200	2640
95/50	1.1 / 1.0	0.4	2	4 X 0.8	1.56	1.56	2.2	37.5	35	34.5	2470	4480	1880	3890	1500	3515
120/70	1.2 / 1.1	0.4	2	4 X 0.8	1.72	1.72	2.2	41	39	37.5	2935	5515	2290	4870	1850	4425
150/70	1.4 / 1.1	0.5	2	4 X 0.8	1.88	1.72	2.4	45	43	42	3425	6530	2680	5785	2220	5325
185/95	1.6 / 1.1	0.5	2.5	4 X 0.8	2.04	1.88	2.6	50.5	47	46.6	4455	8400	3265	7210	2745	6690
240/120	1.7 / 1.2	0.6	2.5	4 X 0.8	2.2	2.04	2.8	56	52.5	52	5380	10535	4045	9200	3500	8650
300/150	1.8 / 1.4	0.6	2.5	4 X 0.8	2.36	2.2	3.0	61	57.5	57	6320	12780	4850	11315	4260	10725
400/185	2.0 / 1.6	0.7	3.15	4 X 0.8	2.68	2.52	3.4	70.5	65.5	65.5	8460	16690	6115	14340	5470	13700

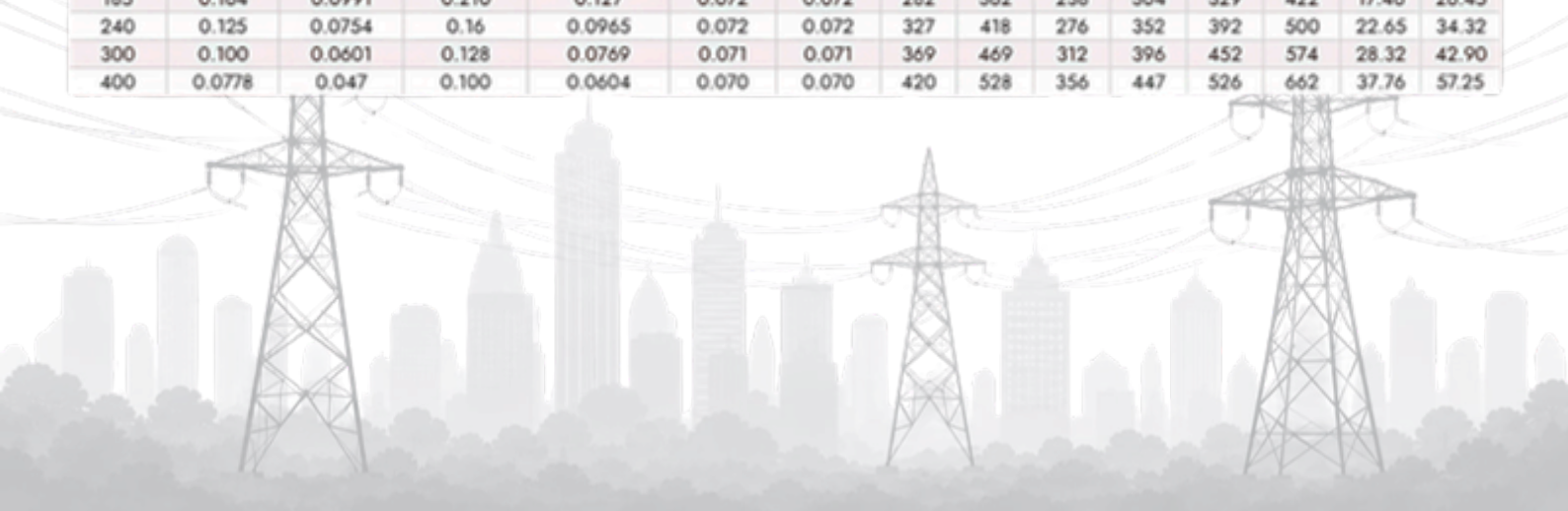
Area	Max DC resistance at 20° C						Current rating						Short circuit rating for 1 Sec	
							Direct in ground at 30° C		In duct at 30° C		In air at 40° C			
mm ²	Ohm/KM	Ohm/KM	Ohm/KM	Ohm/KM	Ohm/KM	Ohm/km	Amps	Amps	Amps	Amps	Amps	Amps	KA(rms)	KA(rms)
	Al	Cu	Al	Cu	Al	Cu	Al	Cu	Al	Cu	Al	Cu	Al	Cu
25/16	1.20	0.727	1.54	0.93	0.08	0.08	95	122	79	102	93	119	2.36	3.56
35/16	0.868	0.524	1.11	0.671	0.079	0.079	114	146	94	122	114	147	3.30	5.00
50/25	0.641	0.387	0.82	0.495	0.078	0.078	134	173	112	144	138	179	4.72	7.15
70/35	0.443	0.268	0.567	0.343	0.077	0.077	164	212	137	177	175	226	6.60	10.01
95/50	0.320	0.193	0.410	0.247	0.077	0.077	197	254	164	212	216	279	8.96	13.58
120/70	0.253	0.153	0.324	0.196	0.072	0.072	223	287	187	240	249	320	11.32	17.16
150/70	0.206	0.124	0.264	0.159	0.072	0.072	249	321	209	269	284	365	14.16	21.45
185/95	0.164	0.0991	0.210	0.127	0.072	0.072	282	362	238	304	329	422	17.46	26.45
240/120	0.125	0.0754	0.160	0.0965	0.072	0.072	327	418	276	352	392	500	22.65	34.32
300/150	0.100	0.0601	0.128	0.0769	0.071	0.071	369	469	312	396	452	574	28.32	42.90
400/185	0.0778	0.047	0.100	0.0604	0.070	0.070	420	528	356	447	526	662	37.76	57.25



4 Core XLPE insulated armoured and unarmoured cable with Aluminium/ Copper Conductor conforming to IS 7098 P-1/1988

Area	Thickness of XLPE insulation	Inner-Sheath Thickness	Dimension of armour (Nom.)		Thickness of PVC outersheath			Approx overall diameter			Approx net weight of cable					
	(Nom)	(Min.)	Wire	Strip	For round wire arm (Min.)	For flat strip arm (Min.)	Un-arm (Nom.)	For round wire arm	For flat strip arm	Un-arm	Round wire armoured		Flat strip armoured		Unarmoured	
mm ²	mm	mm	mm	mm	mm	mm	mm	mm	mm	mm	Kg/KM	Kg/KM	Kg/KM	Kg/KM	Kg/KM	Kg/KM
4	0.7	0.3	1.4	*	1.24	*	1.8	17.0	*	16.0	Al	Cu	Al	Cu	Al	Cu
6	0.7	0.3	1.4	*	1.24	*	1.8	18.5	*	17.5	690	760	*	*	375	465
10	0.7	0.3	1.4	*	1.4	*	1.8	21.0	*	19.0	730	974	*	*	385	625
16	0.7	0.3	1.6	4 X 0.8	1.4	1.4	1.8	21.5	20.0	21.0	830	1210	670	1050	490	860
25	0.9	0.3	1.6	4 X 0.8	1.4	1.4	2.0	25.5	24.0	23.0	1110	1710	885	1490	640	1240
35	0.9	0.3	1.6	4 X 0.8	1.4	1.4	2.0	27.5	26.5	25.5	1315	2150	1070	1905	785	1615
50	1.0	0.3	1.6	4 X 0.8	1.56	1.56	2.0	31.5	30.0	29.0	1640	2770	1345	2475	1000	2120
70	1.1	0.4	2	4 X 0.8	1.56	1.56	2.2	36.0	34.0	33.0	2250	3900	1715	3360	1335	2975
95	1.1	0.4	2	4 X 0.8	1.72	1.56	2.2	40.0	38.0	37.0	2735	5040	2090	4390	1675	3970
120	1.2	0.5	2	4 X 0.8	1.88	1.72	2.4	44.0	41.5	40.5	3260	6150	2515	5405	2075	4955
150	1.4	0.5	2.5	4 X 0.8	2.04	1.88	2.6	49.5	46.5	45.5	4215	7810	3040	6630	2545	6130
185	1.6	0.5	2.5	4 X 0.8	2.2	2.04	2.8	54.0	51.0	50.0	4945	9435	3670	8160	3135	7615
240	1.7	0.6	2.5	4 X 0.8	2.36	2.2	3.0	60.0	57.0	56.5	6050	11960	4580	10470	3990	9890
300	1.8	0.7	3.15	4 X 0.8	2.52	2.36	3.2	67.5	62.5	62.0	7790	15210	5525	12950	4905	12310
400	2.0	0.7	3.15	4 X 0.8	2.84	2.68	3.6	75.5	71.0	71.0	9520	19000	6945	16415	6245	15700

Area	Max DC resistance at 20° C		Approx AC resistance at operating temp 90° C		Approx. reactance at 50 HZ		Current rating						Short circuit rating for 1 Sec	
							Direct in ground at 30° C		In duct at 30° C		In air at 40° C			
	Ohm/KM	Ohm/KM	Ohm/KM	Ohm/KM	Ohm/KM	Ohm/km	Amps	Amps	Amps	Amps	Amps	Amps	KA(rms)	
mm ²	Al	Cu	Al	Cu	Al	Cu	Al	Cu	Al	Cu	Al	Cu	Al	Cu
4	7.41	4.61	9.48	5.9	0.0927	0.0927	35	45	30	38	32	41	0.38	0.57
6	4.61	3.08	5.90	3.94	0.0884	0.0884	46	56	38	47	42	52	0.56	0.86
10	3.08	1.83	3.94	2.34	0.0837	0.0837	57	74	48	62	54	70	0.94	1.43
16	1.91	1.15	2.44	1.47	0.0802	0.0802	74	95	61	79	69	89	1.50	2.29
25	1.20	0.727	1.54	0.93	0.08	0.08	95	122	79	102	93	119	2.36	3.56
35	0.868	0.524	1.11	0.671	0.079	0.079	114	146	94	122	114	147	3.30	5.00
50	0.641	0.387	0.82	0.495	0.078	0.078	134	173	112	144	138	179	4.72	7.15
70	0.443	0.268	0.567	0.343	0.077	0.077	164	212	137	177	175	226	6.60	10.01
95	0.320	0.193	0.410	0.247	0.077	0.077	197	254	164	212	216	279	8.96	13.58
120	0.253	0.153	0.324	0.196	0.072	0.072	223	287	187	240	249	320	11.32	17.16
150	0.206	0.124	0.264	0.159	0.072	0.072	249	321	209	269	284	365	14.16	21.45
185	0.164	0.0991	0.210	0.127	0.072	0.072	282	362	238	304	329	422	17.46	26.45
240	0.125	0.0754	0.16	0.0965	0.072	0.072	327	418	276	352	392	500	22.65	34.32
300	0.100	0.0601	0.128	0.0769	0.071	0.071	369	469	312	396	452	574	28.32	42.90
400	0.0778	0.047	0.100	0.0604	0.070	0.070	420	528	356	447	526	662	37.76	57.25




HIGH TENSION (HT) CABLES

HIGH TENSION (HT) CABLES ARE SPECIFICALLY DESIGNED FOR THE TRANSMISSION AND DISTRIBUTION OF ELECTRICAL POWER AT VOLTAGES ABOVE 1.1 KV, TYPICALLY RANGING FROM 3.3 KV TO 66 KV AND BEYOND, DEPENDING ON APPLICATION REQUIREMENTS. BUILT FOR DEMANDING OPERATING CONDITIONS, HT CABLES PROVIDE EXCEPTIONAL ELECTRICAL PERFORMANCE, MECHANICAL STRENGTH, AND LONG-TERM RELIABILITY ACROSS UTILITY, INDUSTRIAL, AND INFRASTRUCTURE SECTORS.

KEY FEATURES

- **HIGH VOLTAGE CAPABILITY:** DESIGNED FOR MEDIUM AND HIGH-VOLTAGE POWER TRANSMISSION.
- **XLPE INSULATION:** ADVANCED CROSS-LINKED POLYETHYLENE INSULATION OFFERS EXCELLENT DIELECTRIC STRENGTH AND THERMAL STABILITY.
- **SUPERIOR ELECTRICAL PERFORMANCE:** LOW DIELECTRIC LOSSES ENSURE EFFICIENT POWER TRANSFER.
- **HIGH THERMAL ENDURANCE:** SUITABLE FOR CONTINUOUS OPERATION UNDER HEAVY ELECTRICAL LOADS.
- **ROBUST CONSTRUCTION:** EXCELLENT RESISTANCE TO MECHANICAL STRESS AND EXTERNAL DAMAGE.
- **MOISTURE RESISTANT:** WATER-BLOCKING OPTIONS AVAILABLE FOR UNDERGROUND INSTALLATIONS.
- **CORROSION RESISTANT:** SUITABLE FOR CHALLENGING INDUSTRIAL AND OUTDOOR ENVIRONMENTS.
- **FIRE RESISTANT OPTIONS:** AVAILABLE WITH ENHANCED FIRE PERFORMANCE FOR CRITICAL INSTALLATIONS.
- **LONG OPERATIONAL LIFE:** DESIGNED FOR DECADES OF RELIABLE SERVICE.
- **STANDARDS COMPLIANCE:** MANUFACTURED IN ACCORDANCE WITH IS, IEC, AND OTHER INTERNATIONAL SPECIFICATIONS.



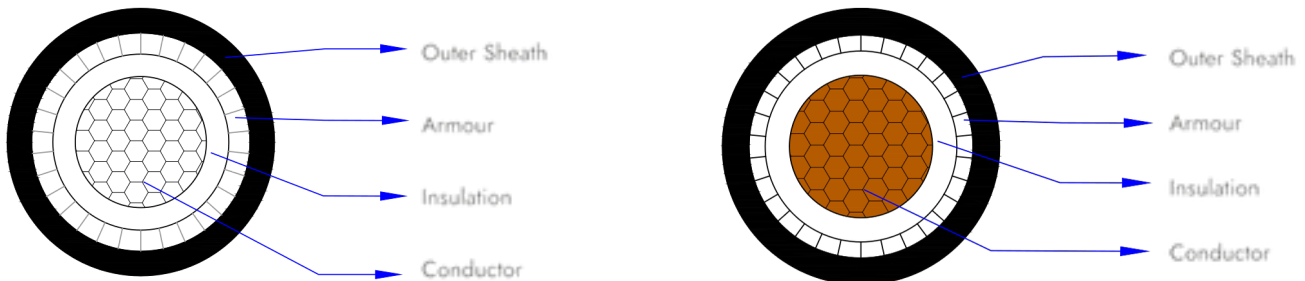
TYPICAL CROSS SECTION VIEW OF HT CABLES

SINGLE CORE CABLES (UNSCREENED)

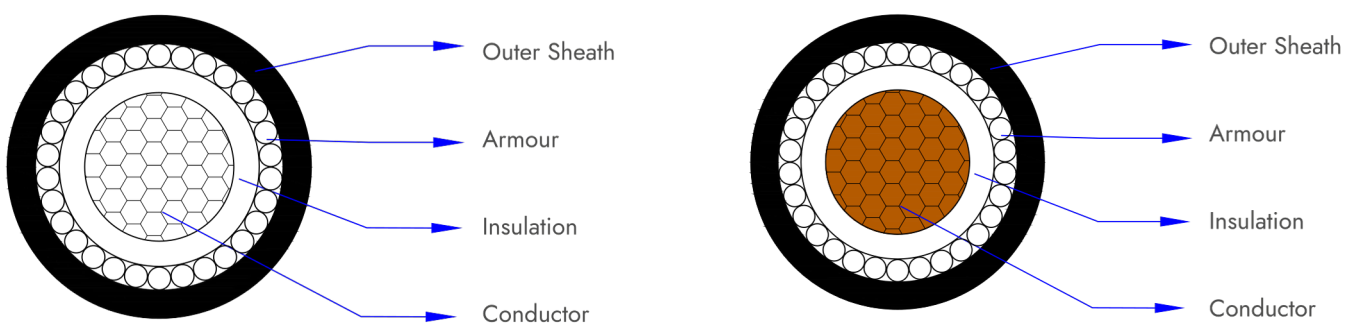
1 Core Unscreened Unarmoured - A2XY (Aluminium) / 2XY (Copper) – 1.9/3.3 KV



1 Core Unscreened Flat strip Armoured - A2XF_aY (Aluminium) / 2XF_aY (Copper) – 1.9/3.3 KV



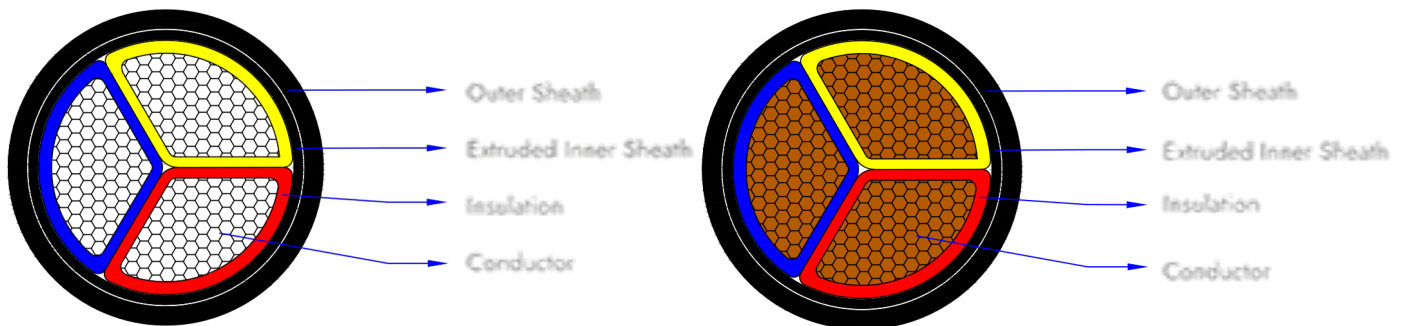
1 Core Unscreened Round Wire Armoured - A2XW_aY (Aluminium) / 2XW_aY (Copper) – 1.9/3.3 KV



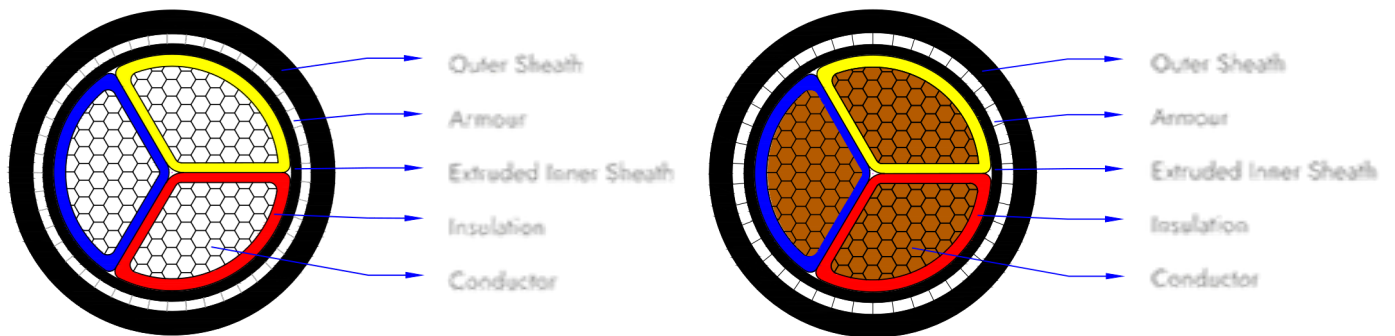
TYPICAL CROSS SECTION VIEW OF HT CABLES

THREE CORE CABLES (UNSCREENED)

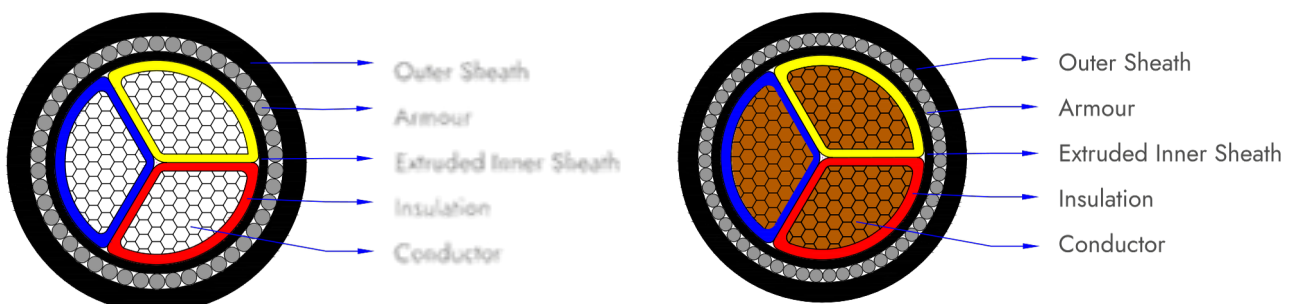
3 Core Unscreened Unarmoured - A2XY (Aluminium) / 2XY (Copper) – 1.9/3.3 KV



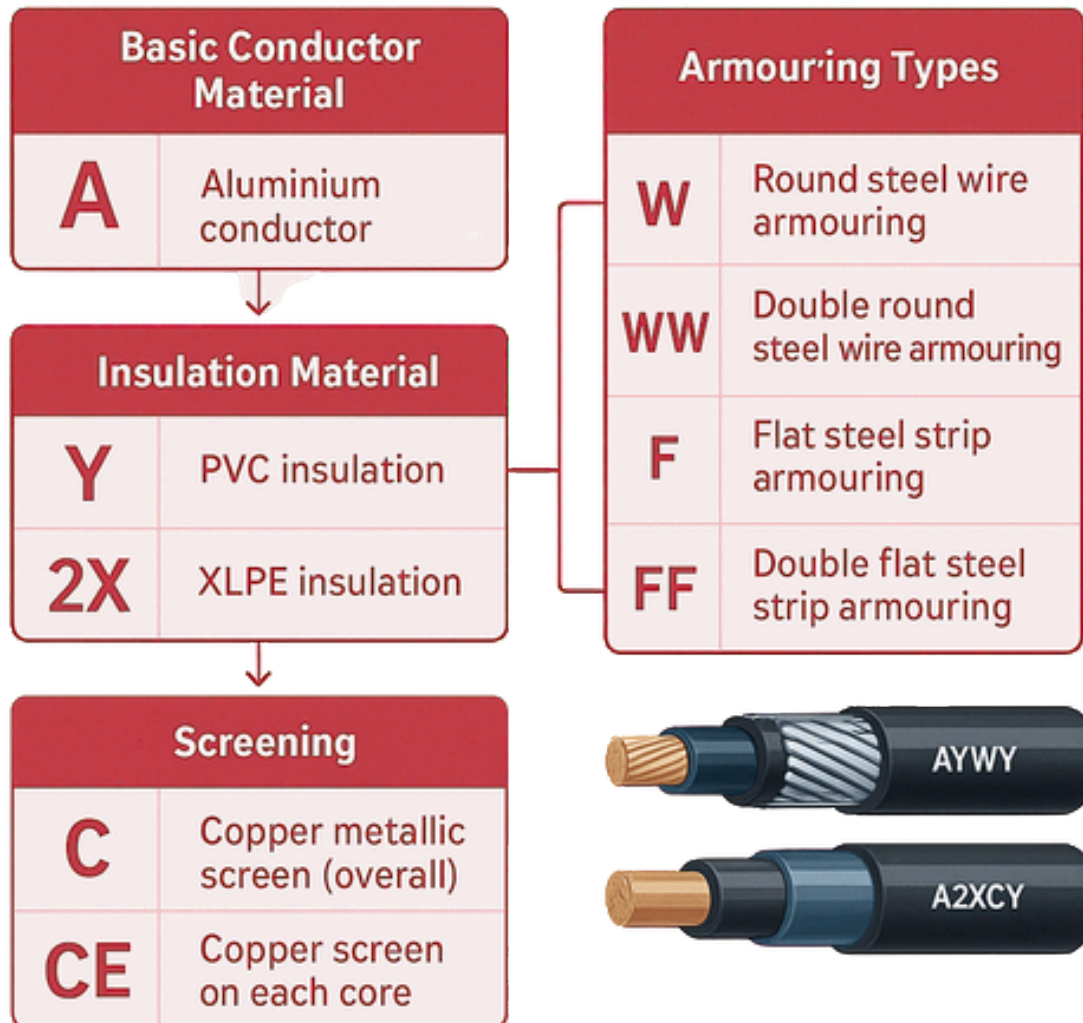
3 Core Unscreened Flat strip Armoured - A2XFY (Aluminium) / 2XFY (Copper) – 1.9/3.3 KV



3 Core Unscreened Round Wire Armoured - A2XWY (Aluminium) / 2XWY (Copper) – 1.9/3.3 KV



CABLE NOMENCLATURE EXPLAINED



Type	Full Form	Description
AYY	Aluminium, PVC insulated	Unarmoured heavy-duty cable
AYWY	Aluminium, PVC insulated, Steel wire armoured, PVC sheathed	Most common for power distribution
AYFY		For underground power networks
AYCY	Aluminium, PVC insulated, Copper screened, PVC sheathed	Used where EMC shielding is required
A2XCY		High-performance screened cable
AYCEFY	Aluminium, PVC insulated, Individually screened cores, Flat strip armoured	Special EMC mechanical protection
A2XCEFY		High-voltage EMC cable with XLPE

**Powering Connections.
Delivering Confidence.**



**Beyond Products.
Beyond
Expectations.**

REACH US HERE:



+91 77779 20827 / 84520 17345



sales@visionelectropower.com



710, Pehel Lake view, near Vaishnodevi
circle, Ahmedabad, Gujarat