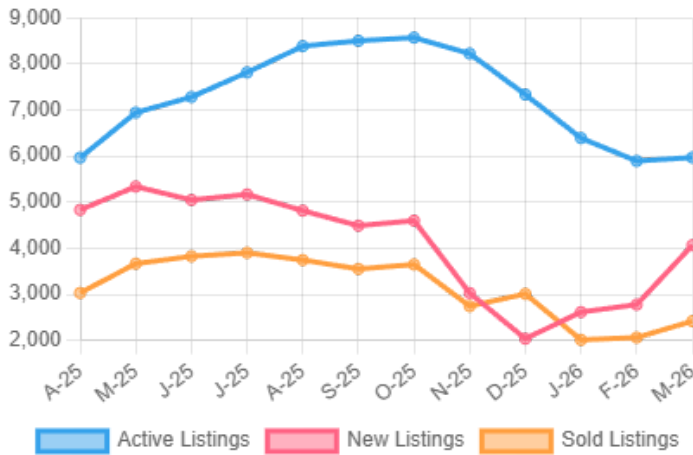


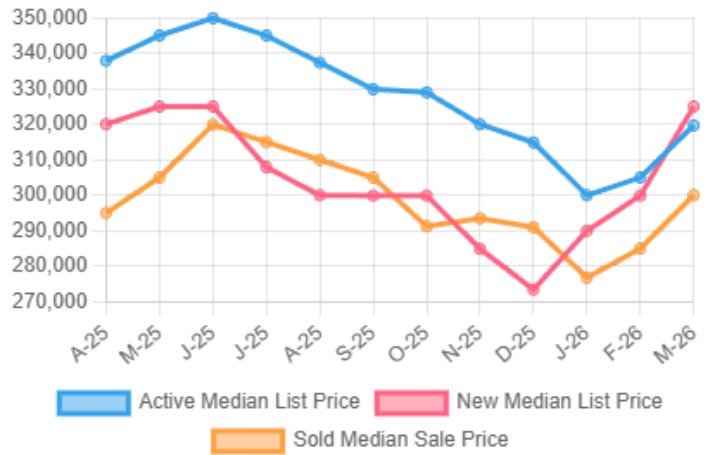
Market Summary

Residential, March 2026

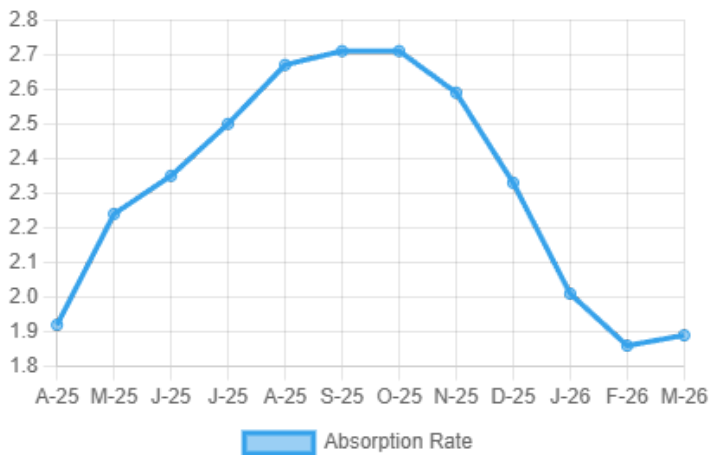
Number of Listings



Listing Prices



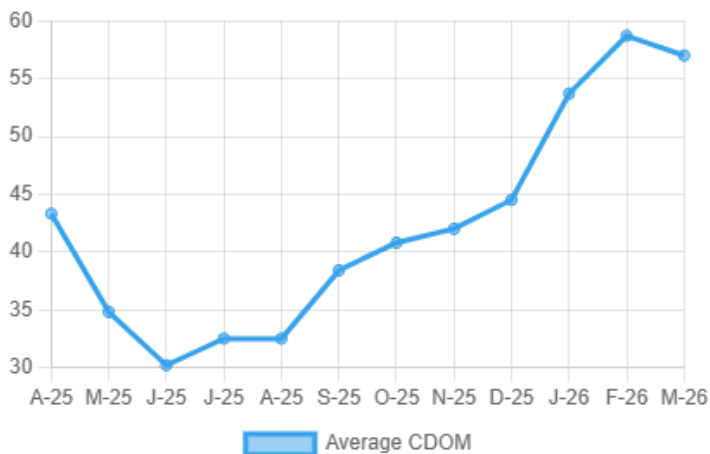
Absorption Rate, in Months



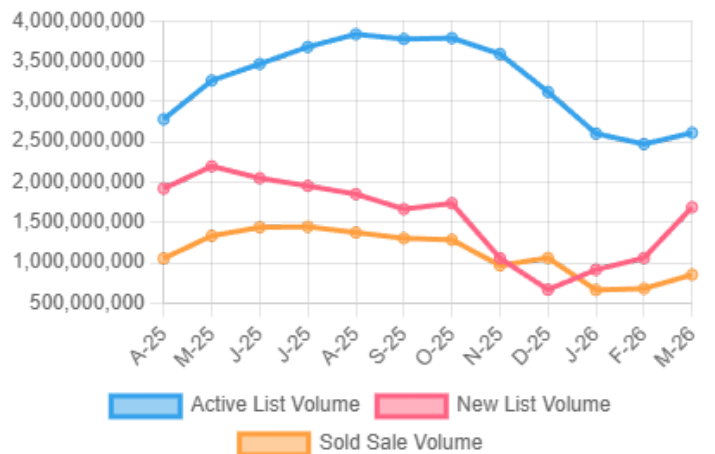
Sold to List Ratio



Days on Market



Price Volume



Summary Statistics

	Mar-26	Mar-25	% Chg	2026 YTD	2025 YTD	% Chg
Absorption Rate	1.89	1.81	4.42	1.92	1.86	3.23
Average List Price (Actives)	\$437,499	\$442,189	-1.06	\$397,355	\$388,971	2.16
Median List Price (Actives)	\$319,700	\$319,900	-0.06	\$300,800	\$299,500	0.43
Average Sale Price (Solds)	\$352,355	\$334,547	5.32	\$337,850	\$326,806	3.38
Median Sale Price (Solds)	\$300,000	\$283,950	5.65	\$289,000	\$275,000	5.09
Average CDOM	57	52	9.62	56	53	5.66
Median CDOM	20	18	11.11	28	26	7.69

Sold Listings

	This Month			Year to Date		
	2026	2025	% Chg	2026	2025	% Chg
0-49,999	42	45	-6.7	128	141	-9.2
50,000-74,999	49	56	-12.5	135	168	-19.6
75,000-99,999	45	46	-2.2	146	153	-4.6
100,000-119,999	36	61	-41.0	116	171	-32.2
120,000-139,999	70	84	-16.7	203	230	-11.7
140,000-159,999	102	113	-9.7	264	306	-13.7
160,000-179,999	132	134	-1.5	361	381	-5.2
180,000-199,999	103	139	-25.9	288	374	-23.0
200,000-249,999	298	371	-19.7	904	1033	-12.5
250,000-299,999	325	368	-11.7	906	963	-5.9
300,000-399,999	561	558	0.5	1413	1426	-0.9
400,000-499,999	280	274	2.2	695	664	4.7
500,000-599,999	139	143	-2.8	369	368	0.3
600,000-699,999	75	76	-1.3	188	224	-16.1
700,000-799,999	50	59	-15.3	120	121	-0.8
800,000-899,999	31	23	34.8	76	60	26.7
900,000-999,999	25	13	92.3	60	37	62.2
1,000,000-1,499,999	34	39	-12.8	79	93	-15.1
1,500,000-1,999,999	12	12	0.0	23	27	-14.8
2,000,000-2,499,999	3	2	50.0	8	8	0.0

Pending Listings

	This Month			Year to Date		
	2026	2025	% Chg	2026	2025	% Chg
0-49,999	50	38	31.6	124	116	6.9
50,000-74,999	53	54	-1.9	138	153	-9.8
75,000-99,999	65	81	-19.8	197	195	1.0
100,000-119,999	60	69	-13.0	128	179	-28.5
120,000-139,999	84	100	-16.0	222	269	-17.5
140,000-159,999	104	130	-20.0	281	340	-17.4
160,000-179,999	118	159	-25.8	373	436	-14.4
180,000-199,999	140	176	-20.5	387	469	-17.5
200,000-249,999	382	460	-17.0	976	1173	-16.8
250,000-299,999	420	447	-6.0	1107	1129	-1.9
300,000-399,999	648	730	-11.2	1628	1676	-2.9
400,000-499,999	314	346	-9.2	826	816	1.2
500,000-599,999	172	201	-14.4	423	461	-8.2
600,000-699,999	111	107	3.7	256	250	2.4
700,000-799,999	58	69	-15.9	135	144	-6.2
800,000-899,999	52	41	26.8	98	92	6.5
900,000-999,999	27	27	0.0	71	53	34.0
1,000,000-1,499,999	41	43	-4.7	91	103	-11.7
1,500,000-1,999,999	13	18	-27.8	30	38	-21.1
2,000,000-2,499,999	4	5	-20.0	8	11	-27.3

Sold Listings

	This Month			Year to Date		
	2026	2025	% Chg	2026	2025	% Chg
2,500,000-2,999,999	5	1	400.0	8	3	166.7
3,000,000+	2	1	100.0	7	7	0.0
Totals	2419	2618	-7.6	6497	6958	-6.6

Pending Listings

	This Month			Year to Date		
	2026	2025	% Chg	2026	2025	% Chg
2,500,000-2,999,999	2	2	0.0	7	3	133.3
3,000,000+	4	1	300.0	6	3	100.0
Totals	2922	3304	-11.6	7512	8109	-7.4

Active Listings

	This Month			Year to Date		
	2026	2025	% Chg	2026	2025	% Chg
0-49,999	108	101	6.9	280	272	2.9
50,000-74,999	153	160	-4.4	341	377	-9.5
75,000-99,999	256	219	16.9	571	523	9.2
100,000-119,999	165	148	11.5	356	391	-9.0
120,000-139,999	231	234	-1.3	527	570	-7.5
140,000-159,999	235	187	25.7	601	600	0.2
160,000-179,999	273	241	13.3	728	745	-2.3
180,000-199,999	262	259	1.2	736	796	-7.5
200,000-249,999	588	561	4.8	1781	1884	-5.5
250,000-299,999	572	557	2.7	1917	1845	3.9
300,000-399,999	1003	949	5.7	3011	2859	5.3
400,000-499,999	626	597	4.9	1698	1610	5.5
500,000-599,999	358	407	-12.0	986	974	1.2
600,000-699,999	314	307	2.3	689	672	2.5
700,000-799,999	226	192	17.7	464	408	13.7
800,000-899,999	139	109	27.5	294	258	14.0
900,000-999,999	109	77	41.6	227	153	48.4
1,000,000-1,499,999	175	164	6.7	336	341	-1.5
1,500,000-1,999,999	82	88	-6.8	149	156	-4.5
2,000,000-2,499,999	35	25	40.0	59	45	31.1
2,500,000-2,999,999	23	23	0.0	38	33	15.2
3,000,000+	36	43	-16.3	55	60	-8.3
Totals	5969	5648	5.7	15844	15572	1.7

New Listings

	This Month			Year to Date		
	2026	2025	% Chg	2026	2025	% Chg
0-49,999	54	54	0.0	156	163	-4.3
50,000-74,999	55	72	-23.6	184	190	-3.2
75,000-99,999	121	122	-0.8	297	292	1.7
100,000-119,999	85	97	-12.4	200	213	-6.1
120,000-139,999	124	134	-7.5	321	340	-5.6
140,000-159,999	121	142	-14.8	330	343	-3.8
160,000-179,999	163	173	-5.8	439	462	-5.0
180,000-199,999	164	182	-9.9	426	497	-14.3
200,000-249,999	467	484	-3.5	1100	1202	-8.5
250,000-299,999	500	525	-4.8	1201	1188	1.1
300,000-399,999	819	797	2.8	1931	1838	5.1
400,000-499,999	468	452	3.5	1032	1026	0.6
500,000-599,999	277	265	4.5	582	577	0.9
600,000-699,999	195	191	2.1	396	400	-1.0
700,000-799,999	130	103	26.2	248	220	12.7
800,000-899,999	90	73	23.3	173	149	16.1
900,000-999,999	55	50	10.0	116	84	38.1
1,000,000-1,499,999	102	89	14.6	186	185	0.5
1,500,000-1,999,999	37	38	-2.6	66	70	-5.7
2,000,000-2,499,999	15	12	25.0	28	20	40.0
2,500,000-2,999,999	10	8	25.0	21	15	40.0
3,000,000+	14	15	-6.7	28	25	12.0
Totals	4066	4078	-0.3	9461	9499	-0.4