



CLOUD VIDEO SURVEILLANCE

Eagle Eye Cloud VMS Product Catalog



TABLE OF CONTENTS

EAGLE EYE HARDWARE	3
Bridges	3
CMVRs	6
Switches	11
Cabinet Systems	13
Sensors	16
Cameras	18
Encoder	22
Camera Accessories	22
Accessory Compatibility Charts	26

COMPANY OVERVIEW

Smart, Simple, Cloud Video Surveillance for Your Business

Your security system should not only protect your people and property, it should also provide insight to help your business grow and thrive. It's Eagle Eye Networks mission to help you do just that.

We're leaders in delivering the power, flexibility, and cost-savings of cloud technology to the video surveillance market, helping you improve operations and enhance customer service, all while keeping an eye on what truly matters.





Whether you run a small business, global enterprise, or something in-between, you need a video solution capable of adapting to your needs – today and tomorrow. The Eagle Eye Cloud Video Management System (VMS) simplifies video surveillance through the flexibility of cloud paired with the convenience of easy, affordable installation and remote management.

Eagle Eye Bridges

An Eagle Eye Bridge is an on-premise device used by the Eagle Eye Cloud VMS to connect cameras to Eagle Eye cloud data centers. Offered in various configurations, the bridges enable you to receive and analyze video from your cameras. In addition, they provide on-premise buffering for bandwidth management and encrypted transmission to the cloud.




Compact Bridges

These small form factor bridges are suitable for applications up to 50 cameras at 4 MP when a server rack is not available. They can be wall or shelf mounted. This family of bridges are equipped with ruggedized, all- aluminum enclosures designed to operate in a broad ambient temperature range. The Bridge 305 also includes 4 POE ports for direct camera connection.

	BRIDGE 304+	BRIDGE 305	BRIDGE 406+	BRIDGE 504+
				
Max Cameras*	Up to 20 IP Cameras @4MP	Up to 12 IP Cameras @4MP; 4 POE	Up to 35 IP Cameras @4MP	Up to 50 IP Cameras @4MP
Max Analytic Count*	5	5	15	20
LPR Support*	No	No	Yes	Yes
Video Buffer	2 days on premises	2 days on premises	2 days on premises	2 days on premises
POE Camera Ports	None	4 port, Class 3	None	None
Network Ports	Dual Gigabit	1 Gigabit, 4X100 Megabit	Dual Gigabit	Dual Gigabit
Video Output	HDMI (1), DP (1)	HDMI (1), DP (1)	HDMI (2)	HDMI (1), DP (1)
Dimension	180 × 127 × 64 mm 7.08 × 5.00 × 2.50 in	172 × 127 × 75 mm 6.75 × 5.01 × 3.00 in	180 × 127 × 64 mm 7.08 × 5.00 × 2.50 in	229 × 127 × 83 mm 9.00 × 5.00 × 3.25 in
Weight	1.20 kg 2.65 lbs	1.32 kg 2.90 lbs	1.25 kg 2.77 lbs	2.39 kg 5.27 lbs
Maximum Power Consumption	External 100–240 VAC, 20 W	External 100–240 VAC, 22 W	External 100–240 VAC, 30 W	External 100–240 VAC, 40 W
Operating Temperature Range	-10–50 °C 14–122 °F	-10–55 °C 14–122 °F	-10–50 °C 14–22 °F	-10–50 °C 14–122 °F
Operating Humidity Range	0–70%	0–70%	0–70%	0–70%
Certifications	FCC, UL, CE, UKCA, NOM, ACM, RoHS, CTick, BIS	FCC, UL, PSE, CE, CCC (S&E), REACH, RoHS, C-Tick	FCC, UL, CE, UKCA, NOM, ACM, RoHS, CTick	FCC, UL, CE, UKCA, NOM, ACM, RoHS, CTick
Rapid Replacement Part Numbers	EN-RR000-1 (Monthly) EN-RR000-12 (Yearly)	EN-RR000-1 (Monthly) EN-RR000-12 (Yearly)	EN-RR000-1 (Monthly) EN-RR000-12 (Yearly)	EN-RR504p-1 (Monthly) EN-RR504p-12 (Yearly)

Rack Bridges

These 1U rack-based bridges are designed to fit in standard equipment rack. The rack mount bridges are offered in a range of sizes to support larger number of cameras. Versions are available with analog camera interfaces to allow direct connection of existing NTSC and PAL cameras. Versions are also available with integrated POE ports for direct connection of IP cameras.

	BRIDGE 301	BRIDGE 303	BRIDGE 401	BRIDGE 401ai
				
Max Cameras*	Up to 20 IP Cameras @4MP	Up to 20 IP Cameras @4MP	Up to 35 IP Cameras @4MP	Up to 35 IP Cameras @4MP
Max Analytic Count*	5	5	10	20
LPR Support*	No	No	Yes	Yes
Video Buffer	2 days on premises	2 days on premises	2 days on premises	2 days on premises
POE Camera Ports	None	8 port, Class 3	None	None
Network Ports	Dual Gigabit	Dual Gigabit	Dual Gigabit	Dual Gigabit
Video Output	VGA (1), DVI (1)	VGA (1), DVI (1)	VGA (1), HDMI (1), DP (1)	HDMI (4)
Dimension	427 × 251 × 45 mm 16.81 × 9.88 × 1.75 in 1U	427 × 251 × 45 mm 16.81 × 9.88 × 1.75 in 1U	427 × 251 × 45 mm 16.81 × 9.88 × 1.75 in 1U	427 × 251 × 45 mm 16.81 × 9.88 × 1.75 in 1U
Weight	3.29 kg 7.25 lbs	3.76 kg 8.28 lbs	3.91 kg 8.62 lbs	3.97 kg 8.75 lbs
Maximum Power Consumption	Internal 100–40 VAC, 65 W	Internal 100–240 VAC, 42 W	Internal 100–240 VAC, 50 W	Internal 100–240 VAC, 130 W
Operating Temperature Range	0–35 °C 32–95 °F	0–35 °C 32–95 °F	0–35 °C 32–95 °F	0–35 °C 32–95 °F
Operating Humidity Range	0–70%	0–70%	0–70%	0–70%
Certifications	FCC, UL, PSE, CE, (S&E), BIS	FCC, UL, PSE, CE, (S&E), BIS	FCC, UL, PSE, CE, (S&E), BIS	FCC, UL, PSE, CE, (S&E), BIS
Rapid Replacement Part Numbers	EN-RR000-1 (Monthly) EN-RR000-12 (Yearly)	EN-RR000-1 (Monthly) EN-RR000-12 (Yearly)	EN-RR000-1 (Monthly) EN-RR000-12 (Yearly)	EN-RR401ai-1 (Monthly) EN-RR401ai-12 (Yearly)

*Typical - please utilize the Eagle Eye VMS Bridge Wizard for precise capacity

Rack Bridges

	BRIDGE 403	BRIDGE 501	BRIDGE 701	BRIDGE 901
				
Max Cameras*	Up to 35 IP Cameras @4MP	Up to 50 IP Cameras @4MP	Up to 150 IP Cameras @4MP	Up to 300 IP Cameras @4MP
Max Analytic Count*	10	10	20	30
LPR Support*	No	Yes	Yes	Yes
Video Buffer	2 days on premises	2 days on premises	2 days on premises	2 days on premises
POE Camera Ports	8 port, Class 3	None	None	None
Network Ports	Dual Gigabit	Dual Gigabit	Dual 10Gbps	Dual 10Gbps
Video Output	VGA (1), HDMI (1), DP (1)	VGA (1), HDMI (1), DP (1)	VGA (1), HDMI (1), DP (1)	VGA (1), HDMI (1), DP (1)
Dimension	427 × 251 × 45 mm 16.81 × 9.88 × 1.75 in 1U	427 × 251 × 45 mm 16.81 × 9.88 × 1.75 in 1U	427 × 251 × 45 mm 16.81 × 9.88 × 1.75 in 1U	427 × 251 × 45 mm 16.81 × 9.88 × 1.75 in 1U
Weight*	3.89 kg 8.58 lbs	4.31 kg 9.50 lbs	4.31 kg 9.50 lbs	4.31 kg 9.50 lbs
Maximum Power Consumption	Internal 100–240 VAC, 60 W	Internal 100–240 VAC, 120 W	Internal 100–240 VAC, 220 W	Internal 100–240 VAC, 220 W
Operating Temperature Range	0–35 °C 32–95 °F	0–35 °C 32–95 °F	0–35 °C 32–95 °F	0–35 °C 32–95 °F
Operating Humidity Range	0–70%	0–70%	0–70%	0–70%
Certifications	FCC, UL, PSE, CE, (S&E), BIS	FCC, UL, PSE, CE, (S&E), BIS	FCC, UL, PSE, CE, (S&E)	FCC, UL, PSE, CE, (S&E)
Rapid Replacement Part Numbers	EN-RR000-1 (Monthly) EN-RR000-12 (Yearly)	EN-RR501-1 (Monthly) EN-RR501-12 (Yearly)	EN-RR701-1 (Monthly) EN-RR701-12 (Yearly)	EN-RR901-1 (Monthly) EN-RR901-12 (Yearly)

*Typical - please utilize the Eagle Eye VMS Bridge Wizard for precise capacity

STORE AND VIEW LOCALLY LONGER

Eagle Eye CMVRs

The Eagle Eye Cloud Managed Video Recorder (CMVR) addresses bandwidth challenges and redundant storage needs. Similar to a bridge in that it's a local device that connects cameras to the cloud, our CMVR has the added ability to store video locally. We offer a full range of CMVRs from compact to enterprise and everything in between.

Compact CMVRs

These small form factor CMVRs are suitable for applications up to 25 cameras at 4 MP when a server rack is not available. They are suitable for wall or shelf mounting. This family of bridges are equipped with ruggedized, all aluminum enclosures designed to operate in a broad ambient temperature range. The CMVR 225/325 includes 4 POE ports for direct camera connection, while the 426+ and 524+ can also support AI processing for advanced Eagle Eye License Plate Recognition (LPR).

	CMVR 224+	CMVR 225	CMVR 324+
			
Max Cameras*	Up to 6 IP Cameras @4MP	Up to 6 IP Cameras @4MP	Up to 12 IP Cameras @4MP
Max Analytic Count*	5	5	5
LPR Support*	No	No	Yes
Storage Capacity	2 TB 60 days for 6 cameras @1MP	1 TB 30 days for 6 cameras @1MP	4 TB 60 days for 12 cameras @1MP
POE Camera Ports	None	4 port, Class 3	None
Network Ports	Dual Gigabit	1 Gigabit, 4X100 Megabit	Dual Gigabit
Video Output	HDMI (1), VGA (1)	HDMI (1), DP (1)	HDMI (1), VGA (1)
Dimension	180 × 127 × 64 mm 7.08 × 5.00 × 2.50 in	127 × 172 × 75 mm 5.00 × 6.77 × 2.95 in	229 × 127 × 83 mm 9.00 × 5.00 × 3.25 in
Weight	1.20 kg 2.65 lbs	1.32 kg 2.91 lbs	2.39 kg 5.27 lbs
Maximum Power Consumption	External 100–240 VAC, 20 W	External 100–240 VAC, 22 W	External 100–240 VAC, 20 W
Operating Temperature Range	0–50 °C 32–122 °F	-10–50 °C 14–122 °F	0–50 °C 32–122 °F
Operating Humidity Range	0–70%	0–70%	0–70%
Certifications	FCC, UL, CE, UKCA, PSE, ACM, RoHS, CTick, WEEE, BIS	UL, CE, PSE, CB, TIS	FCC, UL, CE, UKCA, PSE, ACM, RoHS, CTick, WEEE, BIS
Rapid Replacement Part Numbers	EN-RR224p-1 (Monthly) EN-RR224p-12 (Yearly)	EN-RR225-1 (Monthly) EN-RR225-12 (Yearly)	EN-RR324p-1 (Monthly) EN-RR324p-12 (Yearly)

*Typical - please utilize the Eagle Eye VMS Bridge Wizard for precise capacity





Compact CMVRs

	CMVR 325	CMVR 426+	CMVR 524+
			
Max Cameras*	Up to 8 IP Cameras @4MP	Up to 20 IP Cameras @4MP	Up to 25 IP Cameras @4MP
Max Analytic Count*	5	15	20
LPR Support*	No	Yes	Yes
Storage Capacity	2 TB 45 days for 8 cameras @1MP	16 TB 35 days for 20 cameras @ 4MP	16 TB 30 days for 25 cameras @ 4MP
POE Camera Ports	4 port, Class 3	None	None
Network Ports	1 Gigabit, 4×100 Megabit	1 Gigabit, 4×100 Megabit	1 Gigabit, 4×100 Megabit
Video Output	HDMI (1), DP (1)	HDMI (1), DP (1)	HDMI (1), DP (1)
Dimension	127 × 172 × 75 mm 5.00 × 6.77 × 2.95 in	229 × 127 × 83 mm 9.00 × 5.00 × 3.25 in	229 × 127 × 83 mm 9.00 × 5.00 × 3.25 in
Weight	1.36 kg 3.0 lbs	2.39 kg 5.27 lbs	2.39 kg 5.27 lbs
Maximum Power Consumption	External 100–240 VAC, 22 W	External 100–240 VAC, 22 W	External 100–240 VAC, 22 W
Operating Temperature Range	0–50 °C 32–122 °F	0–50 °C 32–122 °F	0–50 °C 32–122 °F
Operating Humidity Range	0–70%	0–70%	0–70%
Certifications	UL, CE, PSE, CB, TIS	FCC, UL, CE, UKCA, PSE, ACM, RoHS, CTick, WEEE	FCC, UL, CE, UKCA, PSE, ACM, RoHS, CTick, WEEE
Rapid Replacement Part Numbers	EN-RR325-1 (Monthly) EN-RR325-12 (Yearly)	EN-RR426p-1 (Monthly) EN-RR426p-12 (Yearly)	EN-RR524p-1 (Monthly) EN-RR524p-12 (Yearly)

*Typical - please utilize the Eagle Eye VMS Bridge Wizard for precise capacity

Rack CMVRs

These 1U rack-based CMVRs are designed to fit in standard equipment rack. The rack mount CMVRs are offered in a range of sizes to support larger camera counts. Versions are available with analog camera interfaces to allow direct connection of existing NTSC and PAL cameras. Versions are also available with integrated POE ports for direct connection of IP cameras.

	CMVR 320	CMVR 323	CMVR 420	CMVR 420ai
				
Max Cameras*	Up to 20 IP Cameras @4MP	Up to 20 IP Cameras @4MP	Up to 35 IP Cameras @4MP	Up to 35 IP Cameras @4MP
Max Analytic Count*	5	5	10	20
LPR Support*	No	No	Yes	Yes
Storage Capacity	4 TB 35 days for 20 cameras @1MP	4 TB 35 days for 20 cameras @ 1MP	16 TB 80 days for 35 cameras @1MP	24 TB 50 days for 35 cameras @1MP
POE Camera Ports	None	8 port, Class 3	None	None
Network Ports	Dual Gigabit	Dual Gigabit	Dual Gigabit	Dual Gigabit
Video Output	VGA (1), DVI (1)	VGA (1), DVI (1)	VGA (1), HDMI (1), DP (1)	HDMI (4)
Dimension	427 × 251 × 45 mm 16.81 × 9.88 × 1.75 in 1U	427 × 251 × 45 mm 16.81 × 9.88 × 1.75 in 1U	427 × 251 × 45 mm 16.81 × 9.88 × 1.75 in 1U	427 × 251 × 45 mm 16.81 × 9.88 × 1.75 in 1U
Weight	3.76 kg 8.3 lbs	3.71 kg 8.17 lbs	4.26 kg 9.4 lbs	4.34 kg 9.55 lbs
Maximum Power Consumption	Internal 100–240 VAC, 65 W	Internal 100–240 VAC, 65 W	Internal 100–40 VAC, 50 W	Internal 100–240 VAC, 130 W
Operating Temperature Range	0–35 °C 32–95 °F	0–35 °C 32–95 °F	0–35 °C 32–95 °F	0–35 °C 32–95 °F
Operating Humidity Range	0–70%	0–70%	0–70%	0–70%
Certifications	FCC, UL, PSE, CE, (S&E), BIS	FCC, UL, PSE, CE, (S&E), BIS	FCC, UL, PSE, CE, (S&E), BIS	FCC, UL, PSE, CE, (S&E), BIS
Rapid Replacement Part Numbers	EN-RR320-1 (Monthly) EN-RR320-12 (Yearly)	EN-RR323-1 (Monthly) EN-RR323-12 (Yearly)	EN-RR420-1 (Monthly) EN-RR420-12 (Yearly)	EN-RR420ai-1 (Monthly) EN-RR420ai-12 (Yearly)

*Typical - please utilize the Eagle Eye VMS Bridge Wizard for precise capacity

High Capacity CMVRs

These High Capacity class CMVRs are designed with redundant power supplies and redundant storage systems to provide maximum reliability. Our systems utilize RAID (Redundant Array of Independent Disk) storage to ensure critical video content availability, so you can access your cameras when and where you need them. Our CMVRs can be combined and configured to support any number of cameras to ensure they are customized specifically for your needs.

	CMVR 520	CMVR 620	CMVR 820
			
Max Cameras*	Up to 50 IP Cameras @4MP	Up to 100 IP Cameras @4MP	Up to 165 IP Cameras @4MP
Max Analytic Count*	20	30	40
LPR Support*	Yes	Yes	Yes
Storage Capacity	64TB (raw), 48TB (useable) RAID 5 40 days for 50 cameras @4MP	64TB (raw), 48TB (useable) RAID 5 30 days for 60 cameras @4MP	192 TB (raw), 160TB (useable) RAID 6 40 days for 165 cameras @4MP
POE Camera Ports	None	None	None
Network Ports	Dual 2.5 Gigabit	Dual 2.5 Gigabit	Dual Gigabit
Video Output	HDMI (1), VGA (1), DP (1)	HDMI (1), VGA (1), DP (1)	HDMI (1), VGA (1), DP (1)
Dimension	437 × 503 × 43 mm 17.20 × 19.85 × 1.70 in 1U	437 × 503 × 43 mm 17.20 × 19.85 × 1.70 in 1U	437 × 647 × 89 mm 17.20 × 25.50 × 3.50 in 2U
Weight	12.25 kg 27.00 lbs	12.25 kg 27.00 lbs	23.5 kg 51.9 lbs
Maximum Power Consumption	Internal 100-240 VAC, 160 W	Internal 100-240 VAC, 210 W	Dual Internal 100-240 VAC, 280 W
Operating Temperature Range	0–35 °C 32–95 °F	0–35 °C 32–95 °F	0–35 °C 32–95 °F
Operating Humidity Range	0–70%	0–70%	0–70%
Certifications	FCC, UL, PSE, CE, (S&E)	FCC, UL, PSE, CE, (S&E)	FCC, UL, PSE, CE, (S&E)
Rapid Replacement Part Numbers	EN-RR520-1 (Monthly) EN-RR520-12 (Yearly)	EN-RR620-1 (Monthly) EN-RR620-12 (Yearly)	EN-RR820-1 (Monthly) EN-RR820-12 (Yearly)

*Typical - please utilize the Eagle Eye VMS Bridge Wizard for precise capacity

Enterprise CMVRs

These powerful enterprise class CMVRs are built with redundant power supplies and error-correcting memory to provide maximum reliability. RAID storage ensures critical video content availability. IT professionals can securely and remotely monitor and manage the CMVR health using IPMI (Intelligent Platform Management Interface). These CMVRs can be combined and configured to support any number of cameras.



	CMVR 620e	CMVR 820e
		
Max Cameras*	Up to 100 IP Cameras @4MP	Up to 165 IP Cameras @4MP
Max Analytic Count*	30	40
LPR Support*	Yes	Yes
Storage Capacity	64 TB (raw), 48 TB (useable) RAID 5 30 days for 60 cameras @4MP	192 TB (raw), 160 TB (useable) RAID 6 40 days for 165 cameras @4MP
Memory Type	ECC	ECC
Remote Management	IPMI	IPMI
POE Camera Ports	None	None
Network Ports	Dual Gigabit	Dual Gigabit
Video Output	HDMI (1), VGA (1), DP (1)	HDMI (1), VGA (1), DP (1)
Dimension	437 × 503 × 43 mm 17.20 × 19.85 × 1.70 in 1U	437 × 647 × 89 mm 17.20 × 25.50 × 3.50 in 2U
Weight	12.25 kg 27.00 lbs	23.5 kg 51.9 lbs
Maximum Power Consumption	Dual Internal 100–240 VAC, 210 W	Dual Internal 100–240 VAC, 280 W
Operating Temperature Range	0–35 °C 32–95 °F	0–35 °C 32–95 °F
Operating Humidity Range	0–70%	0–70%
Certifications	FCC, UL, PSE, CE, (S&E)	FCC, UL, PSE, CE, (S&E)
Rapid Replacement Part Numbers	EN-RR620e-1 (Monthly) EN-RR620e-12 (Yearly)	EN-RR820e-1 (Monthly) EN-RR820e-12 (Yearly)

*Typical - please utilize the Eagle Eye VMS Bridge Wizard for precise capacity

SWITCH TO THE BEST

Eagle Eye Switches

Our PoE (power over ethernet) switches serve as regular network switches, plus they provide power to the system's cameras. Eagle Eye's managed PoE switches allow authorized users to power cycle individual cameras on a port-by-port basis from within the Eagle Eye Cloud VMS user interface. These PoE switches give you faster installations, easier maintenance, reduced service calls, and better visibility into your camera operations.

	SWITCH SW05m	SWITCH SW26m
		
Total Number of Ports	5	26
POE Ports	4	24
Uplink Ports	1	2 (+2 Gig Combo Uplink)
Power Supply	External Power Supply	Built-In Power Supply
Voltage Range	AC100-240 V	AC100-240 V
POE Specifications	802.3af & 802.3at	802.3af & 802.3at
Maximum Power Budget	60 W	370 W
Speed	10/100 Mbps	10/100 Mbps
Dimension	119 × 85 × 28 mm 4.70 × 3.30 × 1.10 in	440 × 200 × 44 mm 17.30 × 7.90 × 1.70 in
Switching Capacity	1 G	8.8 G
MAC Address	2K MAC address table	4K MAC address table
Temperature Range	-10–55 °C 14–131 °F	0–40 °C 32–104 °F
Storage Temperature	-40–70 °C -40–158 °F	-40–70 °C -40–158 °F
Rack Mountable	No	Yes (Mount Ears Included)
Rapid Replacement Part Numbers	EN-RRSW05m-1 (Monthly) EN-RRSW05m-12 (Yearly)	EN-RRSW26m-1 (Monthly) EN-RRSW26m-12 (Yearly)

Gigabit PoE Switches

Eagle Eye Managed PoE switches are industry standard highly reliable PoE switches designed to seamlessly integrate with the Eagle Eye Security Camera VMS. Gigabit switches are great for display stations that require higher bandwidth, if network topology requires cascading multiple switches, for locations where multiple bridges deployed, or for flexible mounting options.

	EN-SW10g-001	EN-SW10gn-001	EN-SW20g-001	EN-SW28g-001
				
Total Number of Ports	10	10	20	28
POE Ports	8 PoE+	8 PoE+	16 PoE+	24 PoE+
Uplink Ports	2 SFP	2 SFP	2 SFP/RJ-45 and 2 SFP	2 SFP/RJ-45 and 2 SFP
Power Supply	Built-In Power Supply	Power Supply Separate	Built-In Power Supply	Built-In Power Supply
Voltage Range	AC100-240 V	48 - 57 VDC	AC100-240 V	AC100-240 V
POE Specifications	54 VDC 802.3af (max 15.4 W) 802.3at (max 30 W)	54 VDC 802.3af (max 15.4 W) 802.3at (max 30 W)	54 VDC 802.3af (max 15.4 W) 802.3at (max 30 W)	54 VDC 802.3af (max 15.4 W) 802.3at (max 30 W)
Maximum Power Budget	125 W	130 W	250 W	370 W
Speed	10/100/1000 Mbps	10/100/1000 Mbps	10/100/1000 Mbps	10/100/1000 Mbps
Dimension	270 × 180 × 44 mm 10.6 × 7.1 × 1.7 in	150 × 122 × 44 mm 5.9 × 4.8 × 1.7 in	440 × 200 × 44 mm 17.3 × 7.9 × 1.7 in	440 × 200 × 44 mm 17.3 × 7.9 × 1.7 in
Switching Capacity	20 Gbps	20 Gbps	40 Gbps	56 Gbps
MAC Address	8K MAC address table	8K MAC address table	8K MAC address table	8K MAC address table
Temperature Range	0–50 °C 32–122 °F	–40–75 °C –40–167 °F	0–50 °C 32–122 °F	0–50 °C 32–122 °F
Storage Temperature	–20–70 °C –4–158 °F	–40–75 °C –40–167 °F	–20–70 °C –4–158 °F	–20–70 °C –4–158 °F
Rack Mountable	Rack or wall mounting (Brackets Included)	Rack or wall mounting (Brackets Included)	Rack or wall mounting (Brackets Included)	Rack or wall mounting (Brackets Included)
Rapid Replacement Part Numbers	EN-RRSW10g-1 (Monthly) EN-RRSW10g-12 (Yearly)	EN-RRSW10gn-1 (Monthly) EN-RRSW10gn-12 (Yearly)	EN-RRSW20g-1 (Monthly) EN-RRSW20g-12 (Yearly)	EN-RRSW28g-1 (Monthly) EN-RRSW28g-12 (Yearly)

PUT CAMERAS WHERE THEY SEEMED IMPOSSIBLE

Eagle Eye Cabinet Systems

Eagle Eye's range of cabinets is defined by agility and ruggedness. Each system is compact enough to offer flexible placement, including pole mounting, and weatherproofed for locations where rain, wind, and sun may be constant factors. They're perfect for peripheral areas far from your wired network or site power, such as parking lots, industrial applications, and anywhere you wouldn't consider a conventional camera.

Three different Cabinet System types cover a wide range of needs. Select from Eagle Eye Anywhere Cabinets, Direct Cabinets, and Bridge Cabinets based on the availability of power and on your need for on-premises analytics, including license plate recognition.

Eagle Eye Anywhere Cabinets

Eagle Eye Anywhere Cabinets require no bridge or CMVR, and include an available solar panel, battery, and cellular modem for true stand-alone operation in the most demanding settings.*



	SS212wcs-1DX01	SS212wcs-1DB13	SS212wcs-1DT03	SS212wcs-1DB14
Camera Model	1 × DX01	1 × DB13	1 × DT03	1 × DB14
Connectivity	Wifi or 4G LTE	Wifi or 4G LTE	Wifi or 4G LTE	Wifi or 4G LTE
Data Plan	Unlimited data plan offered by Eagle Eye Networks	Unlimited data plan offered by Eagle Eye Networks	Unlimited data plan offered by Eagle Eye Networks	Unlimited data plan offered by Eagle Eye Networks
Battery Capacity	30 Ah (360 Wh)	30 Ah (360 Wh)	30 Ah (360 Wh)	30 Ah (360 Wh)
Typical Power Consumption	5 W (supports up to 3 days without solar charging)	5 W (supports up to 3 days without solar charging)	5 W (supports up to 3 days without solar charging)	5 W (supports up to 3 days without solar charging)
SD Card Storage	64 GB	64 GB	64 GB	64 GB
LED Deterrence Light	Included	Included	Included	Included
Cabinet Dimensions	11.8 × 7.9 × 6.7 in 300 × 200 × 170 mm	11.8 × 7.9 × 6.7 in 300 × 200 × 170 mm	11.8 × 7.9 × 6.7 in 300 × 200 × 170 mm	11.8 × 7.9 × 6.7 in 300 × 200 × 170 mm
Solar Panel Dimensions	41.8 × 20.9 × 1.4 in 1062 × 530 × 35 mm	41.8 × 20.9 × 1.4 in 1062 × 530 × 35 mm	41.8 × 20.9 × 1.4 in 1062 × 530 × 35 mm	41.8 × 20.9 × 1.4 in 1062 × 530 × 35 mm
Operating Temperature	-20–45 °C -4–104 °F	-20–45 °C -4–104 °F	-20–45 °C -4–104 °F	-20–45 °C -4–104 °F
Cabinet Weight	13.8 lbs (6.26 kg)	13.9 lbs (6.3 kg)	13.9 lbs (6.3 kg)	14.0 lbs (6.36 kg)
Solar Panel Weight	14.1 lbs (6.4 kg)	14.1 lbs (6.4 kg)	14.1 lbs (6.4 kg)	14.1 lbs (6.4 kg)
Solar Panel Power	100 W	100 W	100 W	100 W
Ingress Protection	IP 65	IP 65	IP 65	IP 65
Mounting Accessories	Includes cabinet and solar panel mounting brackets with flexible steel pole clamps (990 mm). Optional accessories: EN-SZ002 - Solar panel Y connector for optional 2nd solar panel; EN-SZ003 - External power supply if using external power source instead of solar panel			

*Only available in the United States.

Eagle Eye Direct Cabinets

Eagle Eye Direct Cabinets require only an available source of wired power, but with included cellular connection operate outside your wired network — no trenching or network expansion required.*



	SS210wc-1DB13	SS210wc-1DX01	SS210wc-1DT03	SS210wc-1DB14
Camera Model	1 × DB13	1 × DX01	1 × DT03	1 × DB14
Connectivity	Wifi or 4G LTE	Wifi or 4G LTE	Wifi or 4G LTE	Wifi or 4G LTE
Data Plan	Unlimited data plan offered by Eagle Eye Networks	Unlimited data plan offered by Eagle Eye Networks	Unlimited data plan offered by Eagle Eye Networks	Unlimited data plan offered by Eagle Eye Networks
SD Card Storage	64 GB	64 GB	64 GB	64 GB
LED Deterrence Light	Included	Included	Included	Included
Cabinet Dimensions	11.8 × 7.9 × 6.7 in 300 × 200 × 170 mm	11.8 × 7.9 × 6.7 in 300 × 200 × 170 mm	11.8 × 7.9 × 6.7 in 300 × 200 × 170 mm	11.8 × 7.9 × 6.7 in 300 × 200 × 170 mm
Operating Temperature	-20–50 °C -4–122 °F	-20–50 °C -4–122 °F	-20–50 °C -4–122 °F	-20–50 °C -4–122 °F
Cabinet Weight	6 lbs (2.7 kg)	6 lbs (2.7 kg)	6 lbs (2.7 kg)	6 lbs (2.7 kg)
Ingress Protection	IP 65	IP 65	IP 65	IP 65

*Only available in the United States.



Eagle Eye Bridge Cabinets

Eagle Eye Bridge Cabinets require only a source of wired power, and allow you to install up to seven outdoor cameras, with AI, analytics, and license plate recognition (LPR) performed thanks to an included Eagle Eye CMVR.*








	SS100	SS100wc	SS100wc-324p	SS100wc-524p
CMVR Included	No	No	324+	524+
Industrial PoE Switch Included	Yes			
Connectivity	Requires network	Wifi or 4G LTE		
Data Plan	Not applicable	Unlimited data plan offered by Eagle Eye Networks Upload limited to 2 mps/second		
Maximum Cameras	7			
Maximum Power	240 W			
Cabinet Dimensions	24 × 16 × 8.25 in 610 × 407 × 210 mm			
Operating Temperature	-20–50 °C -4–122 °F	-20–50 °C -4–122 °F	0–50 °C 32–122 °F Warning: Do not operate and below freezing temperatures. Damage may occur.	
Cabinet Weight	34.1 lbs (15.5 kg)			
Ingress Protection	IP 65			
Mounting Accessories	Includes cabinet mounting brackets with flexible steel pole clamps (990 mm)			

*Only available in the United States.

Eagle Eye Sensors

Eagle Eye Sensors integrate environmental data within the Eagle Eye Cloud VMS, managed through a common gateway. Measures of temperature, humidity, air quality, and more are displayed in the intuitive VMS interface, allowing users to monitor conditions to ensure safety and spot anomalies. As with other Eagle Eye Networks products, users can expect continual improvement, secure data handling, and reliable off-site data storage.*

	EN-SS3-101	EN-SS3-108P	EN-SS3-109	EN-SS3-301	EN-SS3-901
					
Measurement	Temperature and humidity	Water presence	Water presence	Door opened or closed	Indoor air quality: <ul style="list-style-type: none"> • Particulate Matter 1.0 • Total Volatile Organic Compounds (TVOC) • Carbon Dioxide (CO2) • Carbon Monoxide (CO) • Temperature • Relative Humidity • Ambient Noise Level • Ambient Light • Motion
Range	30 m (100 ft)				60 m (200 ft)
Operating Environment	Indoor/Outdoor, 0–95%+ RH				Indoor use, 10–90% RH
Operating Temperature	-40–60 °C (-40–140 °F) defined by batteries				-10–50 °C (14–122 °F)
IP Rating	IP66 (Do not submerge, washdown carefully)	IP67 (dust-proof and protected against the effects of temporary submersion)	IP66 Cable/Probe Junction: IP68	IP66	None
Battery Life	6–8 Years	3–6 Years (~3 closed/water present, ~6 open/no water present)	3–6 Years	3–6 Years	Aux power supply
Dimension	77.5 × 57.5 × 44 mm (2.26 × 1.73 × 0.73 in.)				150 × 150 × 54 mm (5.9 × 5.9H × 2.1D in.) including mounting pegs + plate
Weight	56 g (2 oz)				180 g (7 oz)

*Only available in the United States and Canada.

Eagle Eye Sensors Gateway

The gateway receives data from each sensor and then transmits the data to the Eagle Eye Cloud VMS via ethernet or WiFi. Each gateway supports up to 150 sensors within a 200m (600ft) radius.*



	EN-SG3-1010-XR
CPU Operating Temp.	-20~50°C (-4~122°F)
Operating Env. Temp.	--20~50°C (-4~122°F)
Use Environment	Indoor Use Only (Optional IP67 Enclosure Available)
Typical Sensor Range	30~60 m (100~200 ft), depending on sensor model
Dimension	104 × 120 × 32.5 mm (4.1 × 4.7 × 1.3 in)
Weight	170.1 g (6 oz)

*Only available in the United States and Canada.





DON'T LOSE YOUR INVESTMENT, CHOOSE YOUR INVESTMENT

Eagle Eye Cameras

Don't get locked into any one camera brand or model, or get forced into ripping and replacing your existing cameras. The Eagle Eye Cloud VMS supports more than 4,000 cameras from all the leading manufacturers, but if you're looking to buy new cameras, Eagle Eye Cameras offer a secure, plug-and-play installation.

Camera models are suitable for indoor and outdoor use for a wide range of applications. The cameras come pre-configured to securely operate with the Eagle Eye Cloud Security VMS and Eagle Eye CameraManager.

	CAMERA DB10	CAMERA DB11	CAMERA DB12	CAMERA DB13	CAMERA DB14
					
Description	Ultra-lowlight, indoor/outdoor, waterproof mini bullet.	Ultra-lowlight, indoor/outdoor, waterproof mini bullet.	High-performance, indoor/outdoor, waterproof mini bullet.	High-performance, indoor/outdoor, waterproof bullet.	Dedicated low/medium speed LPR bullet.
Resolution	4 Mega Pixels	4 Mega Pixels	8 Mega Pixels	8 Mega Pixels	4 Mega Pixels
Lens	2.8 mm	2.7-13.5 mm Motorized Lens	2.8 mm	2.7-13 mm Motorized Lens	8-32 mm P-Iris Motorized Lens
Night Vision	Smart IR LEDs with up to 30 m range	Smart IR LEDs with up to 40 m range	Smart IR LEDs with up to 30 m range	Smart IR LEDs with up to 40 m range	Smart IR LEDs with up to 70 m range
Dynamic Range	WDR (120 dB) and HLC/BLC	WDR (120 dB) and HLC/BLC	WDR (120 dB) and HLC/BLC	WDR (120 dB) and HLC/BLC	WDR (120 dB) and HLC/BLC
Housing	Durable All Aluminum	Durable All Aluminum	Durable All Aluminum	Durable All Aluminum	Durable All Aluminum
Ingress Protection	IP67	IP67	IP67	IP67	IP67, IK10
Streaming Protocol	Quad RTSP Streams	Triple RTSP Streams	Triple RTSP Streams	Triple RTSP Streams	Triple RTSP Streams
Applications	Best for small indoor areas: stock room, lobby, hallways, elevators, IT closets, storage rooms, entrances, interview rooms.	Best for modest outdoor areas or large indoor areas: Small parking lots, fields, parking garages, work yards, back yards, outdoor entrances, warehouses.	Best for small indoor areas: stock room, lobby, hallways, elevators, IT closets, storage rooms, entrances, interview rooms.	Best for modest outdoor areas or large indoor areas: Small parking lots, fields, parking garages, work yards, back yards, outdoor entrances, warehouses.	Built to support Eagle Eye LPR applications, an excellent choice for gate or street deployments for vehicle speed up to 40 MPH or 60 KMPH.


	CAMERA DD07	CAMERA DD08	CAMERA DD09	CAMERA DD10
				
Description	Ultra-lowlight, indoor/outdoor, waterproof vandal dome.	Ultra-lowlight, indoor/outdoor, waterproof vandal dome.	High-performance, indoor/outdoor, waterproof vandal dome.	High-performance, indoor/outdoor, waterproof vandal dome.
Resolution	4 Mega Pixels	4 Mega Pixels	4 Mega Pixels	8 Mega Pixels
Lens	2.8 mm	2.7–13.5 mm Motorized Lens	2.7–13.5 mm Motorized Lens	2.8 mm
Night Vision	Smart IR LEDs with up to 30 m range	Smart IR LEDs with up to 30 m range	Smart IR LEDs with up to 30 m range	Smart IR LEDs with up to 30 m range
Dynamic Range	WDR (120 dB) and HLC/BLC	WDR (120 dB) and HLC/BLC	WDR (120 dB) and HLC/BLC	WDR (120 dB) and HLC/BLC
Housing	Durable All Aluminum	Durable All Aluminum	Durable All Aluminum	Durable All Aluminum
Ingress Protection	IP67, IK10	IP66, IK10	IP67, IK10	IP67, IK10
Streaming Protocol	Quad RTSP Streams	Triple RTSP Streams	Triple RTSP Streams	Triple RTSP Streams
Applications	Best for small indoor areas: stock room, lobby, hallways, elevators, IT closets, storage rooms, entrances, interview rooms.	Best for modest outdoor areas or large indoor areas: Small Parking lots, fields, parking garages, work yards, back yards, outdoor entrances, warehouses.	Best for modest outdoor areas or large indoor areas: Small Parking lots, fields, parking garages, work yards, back yards, outdoor entrances, warehouses.	Best for small indoor areas: stock room, lobby, hallways, elevators, IT closets, storage rooms, entrances, interview rooms.

	CAMERA DD11	CAMERA DF04	CAMERA DM08	CAMERA DT01
				
Description	High-performance, indoor/outdoor, waterproof vandal dome.	Indoor/outdoor, fisheye with integrated microphone, 360° view.	High-performance, indoor/outdoor, mini dome with integrated microphone.	High-performance, indoor/outdoor, turret with integrated microphone.
Resolution	8 Mega Pixels	12 Mega Pixels	4 Mega Pixels	4 Mega Pixels
Lens	2.7 - 12mm Motorized Lens	Fixed 1.8 mm	3.6 mm or 2.8 mm	Fixed 2.8 mm Lens
Night Vision	Smart IR LEDs with up to 30 m range	Smart IR LEDs with up to 15 m range	IR LEDs with up to 15 m range	Smart IR LEDs with up to 30 m range
Dynamic Range	WDR (120dB) and HLC/BLC	DWDR	WDR (120dB) and HLC/BLC	DWDR and HLC/BLC
Housing	Durable All Aluminum	Durable All Aluminum	Durable All Aluminum	Durable All Aluminum
Ingress Protection	IP66, IK10	IP66	IP66	IP66
Streaming Protocol	Triple RTSP Streams	Triple RTSP Streams	Triple RTSP Streams	Triple RTSP Streams
Applications	Best for modest outdoor areas or large indoor areas: Small Parking lots, fields, parking garages, work yards, back yards, outdoor entrances, warehouses.	Best for medium size open areas: hallways, intersections, lobbies, and retail. Optimal view is 25 ft radius from camera placement.	Best for small indoor areas: stock room, lobby, hallways, elevators, IT closets, storage rooms, entrances, interview rooms.	Best for modest outdoor areas or large indoor areas: small parking lots, fields, parking garages, work yards, back yards, outdoor entrances, warehouses.

	CAMERA DT02	CAMERA DT03	CAMERA DX01	CAMERA DX02
				
Description	High-performance, indoor/outdoor, turret with integrated microphone.	Ultra low light with integrated warm light LEDs, indoor/outdoor, turret with integrated microphone.	High-performance, indoor/outdoor, 180° stitched panoramic bullet with integrated microphone.	High-performance, indoor/outdoor, 360° panoramic camera with integrated microphone.
Resolution	4 Mega Pixels	4 Mega Pixels	8 Mega Pixels	20 Mega Pixels
Lens	2.7-13.5 mm Motorized Lens	2.8 mm Fixed Lens	Dual 2.8 mm Fixed Lens	2.7-13.5 mm Motorized Lens
Night Vision	Smart IR LEDs with up to 40 m range	Smart IR LEDs with up to 40 m range	LED illumination provides warm light up to 20 m for 24/7 full color images	Smart IR LEDs with up to 40 m range
Dynamic Range	WDR (120 dB) and HLC/BLC	WDR (120 dB) and HLC/BLC	WDR (120 dB) and HLC/BLC	WDR (120 dB) and HLC/BLC
Housing	Durable All Aluminum + Plastic	Durable All Aluminum + Plastic	Durable All Aluminum	Durable All Aluminum + Plastic
Ingress Protection	IP66	IP66	IP66	IP67, IK10
Streaming Protocol	Triple RTSP Streams	Triple RTSP Streams	Triple RTSP Streams	Quad RTSP Streams
Applications	Best for modest outdoor areas or large indoor areas: small parking lots, fields, parking garages, work yards, back yards, outdoor entrances, warehouses.	Best for outdoor applications where low light color performance is required. Can also produce a color image in no light scenarios by using the warm light LEDs.	Best for building perimeters or large open areas like parking lots, fields, road ways, and warehouses.	Best for monitoring wide areas with minimal infrastructure. It excels in securing building exteriors, corners, hallway and road intersections, parking lots, public spaces, retail environments, and large facilities like campuses and industrial sites.



	CAMERA DZ04	CAMERA DZ05	CAMERA DZ06
			
Description	High-performance, indoor/outdoor, weatherproof dome.	High-performance, indoor, discreet size, wide coverage.	High-performance in low light, indoor/outdoor, weatherproof dome.
Resolution	5 Mega Pixels	5 Mega Pixels	5 Mega Pixels
Lens	5.3–159mm Motorized Lens	2.7–13.5mm Motorized Lens	5.3–159 mm Motorized Lens
Night Vision	Up to 150 m	Up to 50 m	Up to 200 m
Dynamic Range	WDR (120 dB) and HLC/BLC	True WDR	True WDR
Housing	Durable All Aluminum	Metal and Plastic	Durable All Aluminum
Ingress Protection	IP66, TVS4000V	IP66	IP66
Streaming Protocol	Triple RTSP Streams	Triple RTSP Streams	Triple RTSP Streams
Applications	Best for large areas like parking lots, fields, road ways, and warehouses.	Best for indoor areas that demand wide coverage like retail stores, lobbies, classrooms, and parking garages	Best for wide outdoor areas like campuses, critical infrastructure, and city intersections

Eagle Eye Encoder





		EC01
Camera Input	16 Channel BNC	
Input Resolutions	8 Mega Pixels, 5 Mega Pixels, 4 Mega Pixels, 1080 Pixels, 720 Pixels	
Formats	AHD, TVI, CVI, CVBS	
HDMI Output	3840×2160, 1920×1080, 1280×1024, 1024×768	
Dimensions	380 × 159.8 × 51 mm	
Weight	1.6 kg	
Certifications	UL, CE, NDAA	





Eagle Eye Camera Accessories

SD Cards

	EN-SDMD-002	EN-SDMD-003
		
Description	Eagle Eye Industrial High Endurance Video microSD Card 64G with built-in sync between SD Card & Eagle Eye Cloud. Continues recording without internet.	Eagle Eye Industrial High Endurance Video microSD Card 128G with built-in sync between SD Card & Eagle Eye Cloud. Continues recording without internet.
Compatibility	Eagle Eye Cameras with SD Slot	Eagle Eye Cameras with SD Slot
Warranty	2 Years	2 Years
Recording	Video and audio	Video and audio

Junction Boxes

	JUNCTION BOX BX004	JUNCTION BOX BX005	JUNCTION BOX BX006	JUNCTION BOX BX007
				
Compatibility	Please see "Accessory Selection"	Please see "Accessory Selection"	Please see "Accessory Selection"	Please see "Accessory Selection"
Material	Aluminum alloy	Aluminum alloy	Aluminum alloy	Aluminum alloy
Color	White	White	White	White
Operating Humidity	0–90% RH	0–90% RH	0–90% RH	0–90% RH
Load Bearing	4 kg (8.82 lb)	2 kg (4.4 lb)	4 kg (8.82 lb)	4 kg (8.82 lb)
Dimensions	Φ142 × 51 mm (Φ5.6 × 2.0 in)	Φ123 × 52 mm (Φ4.84 × 2.1 in)	Φ121 × 46 mm (Φ4.76 × 1.8 in)	Φ121 × 46 mm (Φ4.76 × 1.8 in)
Weight	0.56 kg (1.23 lb)	0.4 kg (0.88 lb)	0.4 kg (0.88 lb)	0.4 kg (0.88 lb)

	JUNCTION BOX BX008	JUNCTION BOX BX009	JUNCTION BOX BX011	JUNCTION BOX BX013
				
Compatibility	Please see "Accessory Selection"	Please see "Accessory Selection"	Please see "Accessory Selection"	Please see "Accessory Selection"
Material	Aluminum alloy + plastic	Aluminum alloy + plastic	Aluminum alloy	Aluminum alloy
Color	White	White	White	White
Operating Humidity	0% - 90% RH	0–90% RH	0–90% RH	0–90% RH
Load Bearing	3 kg (6.61 lb)	3 kg (6.61 lb)	3 kg (6.61 lb)	8 kg (17.64 lb)
Dimensions	Φ110 × 37.3 mm (Φ4.33 × 1.5 in)	Φ107 × 46 mm (Φ4.21 × 1.8 in)	Φ123 × 52 mm (Φ4.84 × 2.1 in)	310 mm × 209.3 mm × 90 mm (12.2 × 8.24 × 3.54 in)
Weight	0.21 kg (0.46 lb)	0.34 kg (0.75 lb)	0.4 kg (0.88 lb)	2.42 kg (5.34 lb)




Wall Arms

	WALL ARM WA006	WALL ARM WA007
		
Compatibility	Please see "Accessory Selection"	Please see "Accessory Selection"
Material	Aluminum alloy	Aluminum alloy
Color	White	White
Operating Humidity	0–90% RH	0–90% RH
Load Bearing	3 kg (6.61 lb)	3 kg (6.61 lb)
Dimensions	141 × 116.2 × 116.2 mm (5.55 × 4.57 × 4.57 in)	201.8 × 120.2 × 167.4 mm (7.94 × 4.73 × 6.59 in)
Weight	0.25 kg (0.55 lb)	0.85 kg (1.87 lb)

Pendants, Pole Mounts, and Corner Mounts

	PENDANT PE004	POLE MOUNT 002	CORNER MOUNT 002
			
Compatibility	Please see "Accessory Selection"	Please see "Accessory Selection"	Please see "Accessory Selection"
Material	Aluminum alloy	Aluminum alloy + stainless steel	Aluminum alloy
Color	White	White	White
Operating Humidity	0–90% RH	0–90% RH	0–90% RH
Load Bearing	3 kg (6.61 lb)	4 kg (8.82 lb)	4 kg (8.82 lb)
Dimensions	Φ140 × 264 mm (Φ5.51 × 10.4")	130.2 × 46 × 170 mm (5.13 × 1.81 × 6.69 in) Embrace Hoop Diameter: 130 ~ 152 mm (5.12 ~ 5.98 in)	176.5 × 103.3 × 170 mm (6.95 × 4.07 × 6.69 in)
Weight	0.56 kg (1.23 lb)	0.41 kg (0.9 lb)	0.5 kg (1.1 lb)

Pendant Caps

	PENDANT CAP 001	PENDANT CAP 002	PENDANT CAP 003
			
Compatibility	Please see "Accessory Selection"	Please see "Accessory Selection"	Please see "Accessory Selection"
Material	Aluminum alloy	Aluminum alloy	Aluminum alloy
Color	White	White	White
Operating Humidity	0–90% RH	0–90% RH	0–90% RH
Load Bearing	3 kg (6.61 lb)	3 kg (6.61 lb)	3 kg (6.61 lb)
Dimensions	Φ109.8 × 65 mm (Φ4.32 × 2.56 in)	Φ122.8 × 68 mm (Φ4.83 × 2.68 in)	Φ145 × 73 mm (Φ5.71 × 2.87 in)
Weight	0.13 kg (0.29 lb)	0.17 kg (0.37 lb)	0.21 kg (0.46 lb)

	PENDANT CAP 004	PENDANT CAP 005	PENDANT CAP 006
			
Compatibility	Please see "Accessory Selection"	Please see "Accessory Selection"	Please see "Accessory Selection"
Material	Aluminum alloy	Aluminum alloy	Aluminum alloy
Color	White	White	White
Operating Humidity	0–90% RH	0–90% RH	0–90% RH
Load Bearing	3 kg (6.61 lb)	3 kg (6.61 lb)	3 kg (6.61 lb)
Dimensions	Φ118 × 68 mm (Φ4.65 × 2.68 in)	Φ122.8 × 70 mm (Φ4.83 × 2.76 in)	99.5 × 99.5 × 75.8 mm (3.92 × 3.92 × 2.98 in)
Weight	0.17 kg (0.37 lb)	0.25 kg (0.55 lb)	0.19 kg (0.42 lb)

Accessory Compatibility Charts

