



CLOUD VIDEO SURVEILLANCE

Eagle Eye Cloud VMS Product Catalog



TABLE OF CONTENTS

HARDWARE	3
Eagle Eye Bridges	3
Eagle Eye CMVRs	6
Eagle Eye Switches	11
Eagle Eye Local Display Stations	13

COMPANY OVERVIEW

Smart, Simple, Cloud Video Surveillance for Your Business

Your security system should not only protect your people and property, it should also provide insight to help your business grow and thrive. It's Eagle Eye Networks mission to help you do just that.

We're leaders in delivering the power, flexibility, and cost-savings of cloud technology to the video surveillance market, helping you improve operations and enhance customer service, all while keeping an eye on what truly matters.





Whether you run a small business, global enterprise, or something in-between, you need a video solution capable of adapting to your needs – today and tomorrow. The Eagle Eye Cloud Video Management System (VMS) simplifies video surveillance through the flexibility of cloud paired with the convenience of easy, affordable installation and remote management.

Eagle Eye Bridges

An Eagle Eye Bridge is an on-premise device used by the Eagle Eye Cloud VMS to connect cameras to Eagle Eye cloud data centers. Offered in various configurations, the bridges enable you to receive and analyze video from your cameras. In addition, they provide on-premise buffering for bandwidth management and encrypted transmission to the cloud.

Compact Bridges






These small form factor bridges are suitable for applications up to 50 cameras at 4 MP when a server rack is not available. They can be wall or shelf mounted. This family of bridges are equipped with ruggedized, all- aluminum enclosures designed to operate in a broad ambient temperature range. The Bridge 305 also includes 4 POE ports for direct camera connection.

	BRIDGE 304+	BRIDGE 305	BRIDGE 406+	BRIDGE 504+
				
Max Cameras*	Up to 20 IP Cameras @4MP	Up to 12 IP Cameras @4MP; 4 POE	Up to 35 IP Cameras @4MP	Up to 50 IP Cameras @4MP
Max Analytic Count*	5	5	15	20
LPR Support*	No	No	Up to 2 Cameras	Up to 4 Cameras
Video Buffer	2 days on premises	2 days on premises	2 days on premises	2 days on premises
POE Camera Ports	None	4 port, Class 3	None	None
Network Ports	Dual Gigabit	1 Gigabit, 4X100 Megabit	Dual Gigabit	Dual Gigabit
Video Output	HDMI (1), DP (1)	HDMI (1), DP (1)	HDMI (2)	HDMI (1), DP (1)
Dimension	180x 127 x 64 mm 7.08 x 5.00 x 2.50 in	172 x 127 x 75 mm 6.75 x 5.01 x 3.00 in	180x 127 x 64 mm 7.08 x 5.00 x 2.50 in	229 x 127 x 83 mm 9.00 x 5.00 x 3.25 in
Weight	1.20 kg 2.65 lbs	1.32 kg 2.90 lbs	1.25 kg 2.77 lbs	2.39 kg 5.27 lbs
Maximum Power Consumption	External 100-240 VAC, 20 W	External 100-240 VAC, 22 W	External 100-240 VAC, 30 W	External 100-240 VAC, 40 W
Operating Temperature Range	-10-50° C 14-122° F	-10-55° C 14-122° F	-10-50° C 14-122° F	-10-50° C 14-122° F
Operating Humidity Range	0-70%	0-70%	0-70%	0-70%
Certifications	FCC, UL, CE, UKCA, NOM, ACM, RoHS, CTick, BIS	FCC, UL, PSE, CE, CCC (S&E), REACH, RoHS, C-Tick	FCC, UL, CE, UKCA, NOM, ACM, RoHS, CTick	FCC, UL, CE, UKCA, NOM, ACM, RoHS, CTick
Rapid Replacement Part Numbers	EN-RR000-1 (Monthly) EN-RR000-12 (Yearly)	EN-RR000-1 (Monthly) EN-RR000-12 (Yearly)	EN-RR000-1 (Monthly) EN-RR000-12 (Yearly)	EN-RR504p-1 (Monthly) EN-RR504p-12 (Yearly)

*Typical - please utilize the Eagle Eye VMS Bridge Wizard for precise capacity




Rack Bridges

These 1U rack-based bridges are designed to fit in standard equipment rack. The rack mount bridges are offered in a range of sizes to support larger number of cameras. Versions are available with analog camera interfaces to allow direct connection of existing NTSC and PAL cameras. Versions are also available with integrated POE ports for direct connection of IP cameras.

	BRIDGE 301	BRIDGE 303	BRIDGE 310	BRIDGE 401	BRIDGE 403
					
Max Cameras*	Up to 20 IP Cameras @4MP	Up to 20 IP Cameras @4MP	8 Analog (NTSC/PAL) or up to 20 IP Cameras @4MP	Up to 35 IP Cameras @4MP	Up to 35 IP Cameras @4MP
Max Analytic Count*	5	5	5	10	10
LPR Support*	No	No	No	Up to 2 Cameras	No
Video Buffer	2 days on premises	2 days on premises	2 days on premises	2 days on premises	2 days on premises
POE Camera Ports	None	8 port, Class 3	None	None	8 port, Class 3
Network Ports	Dual Gigabit	Dual Gigabit	Dual Gigabit	Dual Gigabit	Dual Gigabit
Video Output	VGA (1), DVI (1)	VGA (1), DVI (1)	VGA (1), HDMI (1), DP (1)	VGA (1), HDMI (1), DP (1)	VGA (1), HDMI (1), DP (1)
Dimension	427 x 251 x 45 mm 16.81 x 9.88 x 1.75 in 1U	427 x 251 x 45 mm 16.81 x 9.88 x 1.75 in 1U	427 x 251 x 45 mm 16.81 x 9.88 x 1.75 in 1U	427 x 251 x 45 mm 16.81 x 9.88 x 1.75 in 1U	427 x 251 x 45 mm 16.81 x 9.88 x 1.75 in 1U
Weight	3.29 kg 7.25 lbs	3.76 kg 8.28 lbs	4.14 kg 9.13 lbs	3.91 kg 8.62 lbs	3.89 kg 8.58 lbs
Maximum Power Consumption	Internal 100-240 VAC, 65 W	Internal 100-240 VAC, 42 W	Internal 100-240 VAC, 55 W	Internal 100-240 VAC, 50 W	Internal 100-240 VAC, 60 W
Operating Temperature Range	0-35° C 32-95° F	0-35° C 32-95° F	0-35° C 32-95° F	0-35° C 32-95° F	0-35° C 32-95° F
Operating Humidity Range	0-70%	0-70%	0-70%	0-70%	0-70%
Certifications	FCC, UL, PSE, CE, CCC (S&E), BIS	FCC, UL, PSE, CE, CCC (S&E), BIS	FCC, UL, PSE, CE, CCC (S&E), BIS	FCC, UL, PSE, CE, CCC (S&E), BIS	FCC, UL, PSE, CE, CCC (S&E), BIS
Rapid Replacement Part Numbers	EN-RR000-1 (Monthly) EN-RR000-12 (Yearly)	EN-RR000-1 (Monthly) EN-RR000-12 (Yearly)	EN-RR000-1 (Monthly) EN-RR000-12 (Yearly)	EN-RR000-1 (Monthly) EN-RR000-12 (Yearly)	EN-RR000-1 (Monthly) EN-RR000-12 (Yearly)

*Typical - please utilize the Eagle Eye VMS Bridge Wizard for precise capacity

Rack Bridges

	BRIDGE 410	BRIDGE 501	BRIDGE 701	BRIDGE 901
				
Max Cameras*	16 Analog (NTSC/PAL) or up to 35 IP Cameras @4MP	Up to 50 IP Cameras @4MP	Up to 150 IP Cameras @4MP	Up to 300 IP Cameras @4MP
Max Analytic Count*	10	10	20	30
LPR Support*	No	Up to 4 Cameras	Up to 8 Cameras	Up to 8 Cameras
Video Buffer	2 days on premises	2 days on premises	2 days on premises	2 days on premises
POE Camera Ports	None	None	None	None
Network Ports	Dual Gigabit	Dual Gigabit	Dual 10Gbps	Dual 10Gbps
Video Output	VGA (1), HDMI (1), DP (1)	VGA (1), HDMI (1), DP (1)	VGA (1), HDMI (1), DP (1)	VGA (1), HDMI (1), DP (1)
Dimension	427 x 251 x 45 mm 16.81 x 9.88 x 1.75 in 1U	427 x 251 x 45 mm 16.81 x 9.88 x 1.75 in 1U	427 x 251 x 45 mm 16.81 x 9.88 x 1.75 in 1U	427 x 251 x 45 mm 16.81 x 9.88 x 1.75 in 1U
Weight*	3.82 kg 8.43 lb	4.31 kg 9.50 lbs	4.31 kg 9.50 lbs	4.31 kg 9.50 lbs
Maximum Power Consumption	Internal 100-240 VAC, 110 W	Internal 100-240 VAC, 120 W	Internal 100-240 VAC, 220 W	Internal 100-240 VAC, 220 W
Operating Temperature Range	0-35° C 32-95° F	0-35° C 32-95° F	0-35° C 32-95° F	0-35° C 32-95° F
Operating Humidity Range	0-70%	0-70%	0-70%	0-70%
Certifications	FCC, UL, PSE, CE, CCC (S&E), BIS	FCC, UL, PSE, CE, CCC (S&E), BIS	FCC, UL, PSE, CE, CCC (S&E)	FCC, UL, PSE, CE, CCC (S&E)
Rapid Replacement Part Numbers	EN-RR000-1 (Monthly) EN-RR000-12 (Yearly)	EN-RR501-1 (Monthly) EN-RR501-12 (Yearly)	EN-RR701-1 (Monthly) EN-RR701-12 (Yearly)	EN-RR901-1 (Monthly) EN-RR901-12 (Yearly)

*Typical - please utilize the Eagle Eye VMS Bridge Wizard for precise capacity




STORE AND VIEW LOCALLY LONGER

Eagle Eye CMVRs

The Eagle Eye Cloud Managed Video Recorder (CMVR) addresses bandwidth challenges and redundant storage needs. Similar to a bridge in that it's a local device that connects cameras to the cloud, our CMVR has the added ability to store video locally. We offer a full range of CMVRs from compact to enterprise and everything in between.


Compact CMVRs

These small form factor CMVRs are suitable for applications up to 25 cameras at 4 MP when a server rack is not available. They are suitable for wall or shelf mounting. This family of bridges are equipped with ruggedized, all aluminum enclosures designed to operate in a broad ambient temperature range. The CMVR 225/325 includes 4 POE ports for direct camera connection, while the 426+ and 524+ can also support AI processing for advanced Eagle Eye License Plate Recognition (LPR).

	CMVR 224+	CMVR 225	CMVR 324+
			
Max Cameras*	Up to 6 IP Cameras @4MP	Up to 6 IP Cameras @4MP	Up to 12 IP Cameras @4MP
Max Analytic Count*	5	5	5
LPR Support*	No	No	No
Storage Capacity	2 TB 60 days for 6 cameras @1MP	1 TB 30 days for 6 cameras @1MP	4 TB 60 days for 12 cameras @1MP
POE Camera Ports	None	4 port, Class 3	None
Network Ports	Dual Gigabit	1 Gigabit, 4X100 Megabit	Dual Gigabit
Video Output	HDMI (1), VGA (1)	HDMI (1), DP (1)	HDMI (1), VGA (1)
Dimension	180x 127 x 64 mm 7.08 x 5.00 x 2.50 in	127 x 172 x 75 mm 5.00 x 6.77 x 2.95 in	229 x 127 x 83 mm 9.00 x 5.00 x 3.25 in
Weight	1.20 kg 2.65 lbs	1.32 kg 2.91 lbs	2.39 kg 5.27 lbs
Maximum Power Consumption	External 100-240 VAC, 20 W	External 100-240 VAC, 22 W	External 100-240 VAC, 20 W
Operating Temperature Range	-10-50° C 14-122° F	-10-50° C 14-122° F	-10-50° C 14-122° F
Operating Humidity Range	0-70%	0-70%	0-70%
Certifications	FCC, UL, CE, UKCA, PSE, ACM, RoHS, CTick, WEEE, BIS	UL, CE, PSE, CB, TIS	FCC, UL, CE, UKCA, PSE, ACM, RoHS, CTick, WEEE, BIS
Rapid Replacement Part Numbers	EN-RR224p-1 (Monthly) EN-RR224p-12 (Yearly)	EN-RR225-1 (Monthly) EN-RR225-12 (Yearly)	EN-RR324p-1 (Monthly) EN-RR324p-12 (Yearly)






*Typical - please utilize the Eagle Eye VMS Bridge Wizard for precise capacity

Compact CMVRs

	CMVR 325	CMVR 426+	CMVR 524+
			
Max Cameras*	Up to 8 IP Cameras @4MP	Up to 20 IP Cameras @4MP	Up to 25 IP Cameras @4MP
Max Analytic Count*	5	15	20
LPR Support*	No	Up to 2 Cameras	Up to 4 LPR cameras
Storage Capacity	2 TB 45 days for 8 cameras @1MP	16TB 35 days for 20 cameras @ 4MP	16TB 30 days for 25 cameras @ 4MP
POE Camera Ports	4 port, Class 3	None	None
Network Ports	1 Gigabit, 4X100 Megabit	1 Gigabit, 4X100 Megabit	1 Gigabit, 4X100 Megabit
Video Output	HDMI (1), DP (1)	HDMI (1), DP (1)	HDMI (1), DP (1)
Dimension	127 x 172 x 75 mm 5.00 x 6.77 x 2.95 in	229 x 127 x 83 mm 9.00 x 5.00 x 3.25 in	229 x 127 x 83 mm 9.00 x 5.00 x 3.25 in
Weight	1.36 kg 3.0 lbs	2.39 kg 5.27 lbs	2.39 kg 5.27 lbs
Maximum Power Consumption	External 100-240 VAC, 22 W	External 100-240 VAC, 22 W	External 100-240 VAC, 22 W
Operating Temperature Range	-10-50° C 14-122° F	-10-50° C 14-122° F	-10-50° C 14-122° F
Operating Humidity Range	0-70%	0-70%	0-70%
Certifications	UL, CE, PSE, CB, TIS	FCC, UL, CE, UKCA, PSE, ACM, RoHS, CTick, WEEE	FCC, UL, CE, UKCA, PSE, ACM, RoHS, CTick, WEEE
Rapid Replacement Part Numbers	EN-RR325-1 (Monthly) EN-RR325-12 (Yearly)	EN-RR426p-1 (Monthly) EN-RR426p-12 (Yearly)	EN-RR524p-1 (Monthly) EN-RR524p-12 (Yearly)

Rack CMVRs




These 1U rack-based CMVRs are designed to fit in standard equipment rack. The rack mount CMVRs are offered in a range of sizes to support larger camera counts. Versions are available with analog camera interfaces to allow direct connection of existing NTSC and PAL cameras. Versions are also available with integrated POE ports for direct connection of IP cameras.

	CMVR 320	CMVR 323	CMVR 330	CMVR 420	CMVR 430
					
Max Cameras*	Up to 20 IP Cameras @4MP	Up to 20 IP Cameras @4MP	8 Analog (NTSC/PAL) or up to 20 IP Cameras @4MP	Up to 35 IP Cameras @4MP	16 Analog (NTSC/PAL) or up to 35 IP Cameras @4MP
Max Analytic Count*	5	5	5	10	10
LPR Support*	No	No	No	Up to 2 Cameras	Up to 2 Cameras
Storage Capacity	4 TB 35 days for 20 cameras @1MP	4 TB 35 days for 20 cameras @1MP	4 TB 35 days for 20 cameras @1MP	16 TB 80 days for 35 cameras @1MP	16 TB 80 days for 35 cameras @1MP
POE Camera Ports	None	8 port, Class 3	None	None	None
Network Ports	Dual Gigabit	Dual Gigabit	Dual Gigabit	Dual Gigabit	Dual Gigabit
Video Output	VGA (1), DVI (1)	VGA (1), DVI (1)	VGA (1), HDMI (1), DP (1)	VGA (1), HDMI (1), DP (1)	VGA (1), HDMI (1), DP (1)
Dimension	427 x 251 x 45 mm 16.81 x 9.88 x 1.75 in 1U	427 x 251 x 45 mm 16.81 x 9.88 x 1.75 in 1U	427 x 251 x 45 mm 16.81 x 9.88 x 1.75 in 1U	427 x 251 x 45 mm 16.81 x 9.88 x 1.75 in 1U	427 x 251 x 45 mm 16.81 x 9.88 x 1.75 in 1U
Weight	3.76 kg 8.3 lbs	3.71 kg 8.17 lbs	4.45 kg 9.8 lbs	4.26 kg 9.4 lbs	4.40 kg 9.7 lbs
Maximum Power Consumption	Internal 100-240 VAC, 65 W	Internal 100-240 VAC, 65 W	Internal 100-240 VAC, 55 W	Internal 100-240 VAC, 50 W	Internal 100-240 VAC, 110 W
Operating Temperature Range	0-35° C 32-95° F	0-35° C 32-95° F	0-35° C 32-95° F	0-35° C 32-95° F	0-35° C 32-95° F
Operating Humidity Range	0-70%	0-70%	0-70%	0-70%	0-70%
Certifications	FCC, UL, PSE, CE, CCC (S&E), BIS	FCC, UL, PSE, CE, CCC (S&E), BIS	FCC, UL, PSE, CE, CCC (S&E), BIS	FCC, UL, PSE, CE, CCC (S&E), BIS	FCC, UL, PSE, CE, CCC (S&E), BIS
Rapid Replacement Part Numbers	EN-RR320-1 (Monthly) EN-RR320-12 (Yearly)	EN-RR323-1 (Monthly) EN-RR323-12 (Yearly)	EN-RR330-1 (Monthly) EN-RR330-12 (Yearly)	EN-RR420-1 (Monthly) EN-RR420-12 (Yearly)	EN-RR430-1 (Monthly) EN-RR430-12 (Yearly)

*Typical - please utilize the Eagle Eye VMS Bridge Wizard for precise capacity

High Capacity CMVRs



These High Capacity class CMVRs are designed with redundant power supplies and redundant storage systems to provide maximum reliability. Our systems utilize RAID (Redundant Array of Independent Disk) storage to ensure critical video content availability, so you can access your cameras when and where you need them. Our CMVRs can be combined and configured to support any number of cameras to ensure they are customized specifically for your needs.

	CMVR 520	CMVR 620	CMVR 820
			
Max Cameras*	Up to 50 IP Cameras @4MP	Up to 100 IP Cameras @4MP	Up to 165 IP Cameras @4MP
Max Analytic Count*	20	30	40
LPR Support*	Up to 4 Cameras	No	No
Storage Capacity	64TB (raw), 48TB (useable) RAID 5 40 days for 50 cameras @4MP	64TB (raw), 48TB (useable) RAID 5 30 days for 60 cameras @4MP	192 TB (raw), 160TB (useable) RAID 6 40 days for 165 cameras @4MP
POE Camera Ports	None	None	None
Network Ports	Dual 2.5 Gigabit	Dual 2.5 Gigabit	Dual Gigabit
Video Output	HDMI (1), VGA (1), DP (1)	HDMI (1), VGA (1), DP (1)	HDMI (1), VGA (1), DP (1)
Dimension	437 x 503 x 43 mm 17.20 x 19.85 x 1.70 in 1U	437 x 503 x 43 mm 17.20 x 19.85 x 1.70 in 1U	437 x 647 x 89 mm 17.20 x 25.50 x 3.50 in 2U
Weight	12.25 kg 27.00 lbs	12.25 kg 27.00 lbs	23.5 kg 51.9 lbs
Maximum Power Consumption	Internal 100-240 VAC, 160 W	Internal 100-240 VAC, 210 W	Dual Internal 100-240 VAC, 280 W
Operating Temperature Range	0-35° C 32-95° F	0-35° C 32-95° F	0-35° C 32-95° F
Operating Humidity Range	0-70%	0-70%	0-70%
Certifications	FCC, UL, PSE, CE, CCC (S&E)	FCC, UL, PSE, CE, CCC (S&E)	FCC, UL, PSE, CE, CCC (S&E)
Rapid Replacement Part Numbers	EN-RR520-1 (Monthly) EN-RR520-12 (Yearly)	EN-RR620-1 (Monthly) EN-RR620-12 (Yearly)	EN-RR820-1 (Monthly) EN-RR820-12 (Yearly)

*Typical - please utilize the Eagle Eye VMS Bridge Wizard for precise capacity

Enterprise CMVRs

These powerful enterprise class CMVRs are built with redundant power supplies and error-correcting memory to provide maximum reliability. RAID storage ensures critical video content availability. IT professionals can securely and remotely monitor and manage the CMVR health using IPMI (Intelligent Platform Management Interface). These CMVRs can be combined and configured to support any number of cameras.

	CMVR 620e	CMVR 820e
		
Max Cameras*	Up to 100 IP Cameras @4MP	Up to 165 IP Cameras @4MP
Max Analytic Count*	30	40
LPR Support*	Up to 8 Cameras	Up to 8 Cameras
Storage Capacity	64TB (raw), 48TB (useable) RAID 5 30 days for 60 cameras @4MP	192 TB (raw), 160TB (useable) RAID 6 40 days for 165 cameras @4MP
Memory Type	ECC	ECC
Remote Management	IPMI	IPMI
POE Camera Ports	None	None
Network Ports	Dual Gigabit	Dual Gigabit
Video Output	HDMI (1), VGA (1), DP (1)	HDMI (1), VGA (1), DP (1)
Dimension	437 x 503 x 43 mm 17.20 x 19.85 x 1.70 in 1U	437 x 647 x 89 mm 17.20 x 25.50 x 3.50 in 2U
Weight	12.25 kg 27.00 lbs	23.5 kg 51.9 lbs
Maximum Power Consumption	Dual Internal 100-240 VAC, 210 W	Dual Internal 100-240 VAC, 280 W
Operating Temperature Range	0-35° C 32-95° F	0-35° C 32-95° F
Operating Humidity Range	0-70%	0-70%
Certifications	FCC, UL, PSE, CE, CCC (S&E)	FCC, UL, PSE, CE, CCC (S&E)
Rapid Replacement Part Numbers	EN-RR620e-1 (Monthly) EN-RR620e-12 (Yearly)	EN-RR820e-1 (Monthly) EN-RR820e-12 (Yearly)

*Typical - please utilize the Eagle Eye VMS Bridge Wizard for precise capacity

SWITCH TO THE BEST




Eagle Eye Switches

Our PoE (power over ethernet) switches serve as regular network switches, plus they provide power to the system's cameras. Eagle Eye's managed PoE switches allow authorized users to power cycle individual cameras on a port-by-port basis from within the Eagle Eye Cloud VMS user interface. These PoE switches give you faster installations, easier maintenance, reduced service calls, and better visibility into your camera operations.

	SWITCH SW05m	SWITCH SW26m
		
Total Number of Ports	5	26
POE Ports	4	24
Uplink Ports	1	2 (+2 Gig Combo Uplink)
Power Supply	External Power Supply	Built-In Power Supply
Voltage Range	AC100-240V	AC100-240V
POE Specifications	802.3af & 802.3at	802.3af & 802.3at
Maximum Power Budget	60W	370W
Speed	10/100Mbps	10/100Mbps
Dimension	119 x 85 x 28 mm 4.70 x 3.30 x 1.10 in	440 x 200 x 44 mm 17.30 x 7.90 x 1.70 in
Switching Capacity	1G	8.8G
MAC Address	2K MAC address table	4K MAC address table
Temperature Range	-10-55° C 14-131° F	0-40° C 32-104° F
Storage Temperature	-40-70° C -40-158° F	-40-70° C -40-158° F
Rack Mountable	No	Yes (Mount Ears Included)
Rapid Replacement Part Numbers	EN-RRSW05m-1 (Monthly) EN-RRSW05m-12 (Yearly)	EN-RRSW26m-1 (Monthly) EN-RRSW26m-12 (Yearly)

Gigabit PoE Switches

Eagle Eye Managed PoE switches are industry standard highly reliable PoE switches designed to seamlessly integrate with the Eagle Eye Security Camera VMS. Gigabit switches are great for display stations that require higher bandwidth, if network topology requires cascading multiple switches, for locations where multiple bridges deployed, or for flexible mounting options.

	EN-SW10g-001	EN-SW20g-001	EN-SW28g-001
			
Total Number of Ports	10	20	28
POE Ports	8 PoE+	16 PoE+	24 PoE+
Uplink Ports	2 SFP	2 RJ-45 and 2 SFP	2 RJ-45 and 2 SFP
Power Supply	Built-In Power Supply	Built-In Power Supply	Built-In Power Supply
Voltage Range	AC100-240V	AC100-240V	AC100-240V
POE Specifications	54 VDC 802.3af (max 15.4W) 802.3at (max 30W)	54 VDC 802.3af (max 15.4W) 802.3at (max 30W)	54 VDC 802.3af (max 15.4W) 802.3at (max 30W)
Maximum Power Budget	125W	250W	370W
Speed	10/100/1000 Mbps	10/100/1000 Mbps	10/100/1000 Mbps
Dimension	270 x 180 x 44 mm 10.6 x 7.1 x 1.7 in	440 x 200 x 44 mm 17.3 x 7.9 x 1.7 in	440 x 200 x 44 mm 17.3 x 7.9 x 1.7 in
Switching Capacity	20 Gbps	40 Gbps	56 Gbps
MAC Address	8K MAC address table	8K MAC address table	8K MAC address table
Temperature Range	0 - 50° C 32 - 122° F	0 - 50° C 32 - 122° F	0 - 50° C 32 - 122° F
Storage Temperature	-20 - 70° C -4 - 158° F	-20 - 70° C -4 - 158° F	-20 - 70° C -4 - 158° F
Rack Mountable	Rack or wall mounting (Brackets Included)	Rack or wall mounting (Brackets Included)	Rack or wall mounting (Brackets Included)
Rapid Replacement Part Numbers	EN-RRSW10g-1 (Monthly) EN-RRSW10g-12 (Yearly)	EN-RRSW20g-1 (Monthly) EN-RRSW20g-12 (Yearly)	EN-RRSW28g-1 (Monthly) EN-RRSW28g-12 (Yearly)