



Talenti

OUTDOOR LIVING

PREMIUM ALU

Talenti®
OUTDOOR LIVING

PREMIUM ALU

Style Premium ALU

Talenti presenta le nuove collezioni ispirate alle calde e luminose atmosfere dei paesi che si affacciano sul Mar Mediterraneo declinando influenze e gusti con l'eleganza e lo stile minimal delle migliori scuole di design italiano e internazionale.


A raccontare lo splendore non solo della nostra bella Italia ma anche di Spagna, Francia, Grecia e Nord Africa sono i colori: la luminosità abbagliante del bianco, mitigata dai toni sobri ed eleganti dell'écru e del grigio, lascia spazio alla profondità del verde, alle sfumature calde e avvolgenti della terracotta, alla meraviglia dei fiori d'amaranto, al giallo vibrante dei limoneti del Sud.

Come mutuandoli da una tavolozza impressionista, con i colori si gioca sapientemente: talvolta essi spiccano come pennellate pure e vibranti e talvolta fanno da raffinata cornice alla vera protagonista, la natura. Questa maestria, unita alla ricercatezza di materiali e finiture, darà vita a case e giardini piene di sole, mare e pura gioia.

The new collections presented by Talenti are all inspired to the warm and bright atmospheres that you can breathe in the countries lapping the Mediterranean Sea. Characterised by high-quality elegance and minimal style, they are the fruit of the best international and Italian design schools.

The use of colours allows to describe not only the beauty of Italy, but also the splendour of Spain, France, Greece and North Africa: the brightness of the white, tempered by the sober and elegant tone of the écru and grey, makes way to the intensity of the green, along with the warm shades of terracotta, the charm of the amaranth flowers and the yellow vibrancy of the south lemon orchards.

As in an impressionist palette, our designers have created plays of colours, sometimes pure and vibrant and sometimes coprotagonists of nature, the real star. This mastery, together with the quality and research for the materials will bring in your homes and gardens plenty of sun, sea and absolute joy.





LUDOVICA + ROBERTO PALOMBA

Argo - Cruise - Cliff - Frame - George
Karen - Malè - Panama - Salinas - Scacco
Slam - Swipe - Tribal - Tweet - Venice



MARCO ACERBIS

Alabama - Cleo - Coral - Lake
Leaf - Milo - Reef - Tod



CHRISTOPHE PILLET

Allure - Ever



RAMÓN ESTEVE

Casilda - Cottage



FILIPPO CAGNOTTO

Path



CRISTIAN VISENTIN

Moon

— TALENTI'S — DESIGNERS TEAM —



CARLO COLOMBO

Tressé



TERESA SAPEY

Nami



JEAN PHILIPPE NUEL

Riviera



KARIM RASHID

Breez



NICOLA DE PELLEGRINI

Tikal



NICCOLÒ ADOLINI

Kukà



INDEX

Swipe	09
Coral	37
Slam//Rope	89
Slam	113
CleoSoft//alu	147
Frame	197
Lake	225
Moon//alu	243
Malè	295
Tweet	327
Reef	339
Panama	355
Alabama//alu	437
Milo	461
Breez	503
Breez 2.0	509
Sacco	515



Swipecollection

Design Ludovica + Roberto Palomba

Disegnato dallo studio Palomba Serafini nasce Swipe, con la volontà di creare una collezione che, come evoca lo stesso nome, fosse dominata dal movimento. Un progetto che unisce estrema comodità a un design dalla forte personalità, caratterizzato dal contrasto tra le morbide linee delle sedute e le geometrie create dalle versatili corde imbottite. L'utilizzo dell'alluminio per la struttura non impedisce agli elementi di questa collezione di svilupparsi in totale assenza di rigidità: gli schienali di divani e poltrone contengono la cuscineria generosa, aprendosi alle estremità, come ad accogliervi in un abbraccio, mentre gli elementi dining della collezione sembrano fluttuare in aria grazie al gioco di trasparenze della base a intreccio.


Design by Studio Palomba Serafini is born Swipe, with the desire to create a collection that, as the name suggests, was dominated by movement. A project that combines extreme comfort with a design with a strong personality, characterized by the contrast between the soft lines of the seats and the geometries created by the versatile padded strings. The use of aluminum for the structure does not prevent the elements of this collection to develop in total absence of rigidity: the backs of sofas and armchairs contain generous cushions, opening at the ends, as if to welcome you in an embrace, while the dining elements of the collection seem to float in the air thanks to the interplay of transparencies of the woven base.



Swipecollection

sofa dx, sofa oblique, living armchair & coffee table
white frame
tapioca colour rope
cushions in warm white colour
deco in beige, plain white & warm white colour
concrete beige top table













Swipecollection

sunbed & coffee table D45
graphite frame
graphite colour rope
cushions in mouse grey colour
concrete grey top table







Swipecollection

sunbed & coffee table D45
navy blue frame
true navy blue colour rope
cushions in true navy blue colour
concrete blue top table





Swipecollection

Design Ludovica + Roberto Palomba

Finishing

Aluminium frame



white graphite blue

Synthetic padded ropes



tapioca graphite true navy blue

Seat / backrest / armrest fabric cushions




warm white mouse gray true navy blue

Pillows fabric 50x50 45x35 (optional)



mélange beige warm white plain bordeaux plain white mouse gray true navy blue

Gres table top



charcoal calacatta beige

Concrete table top

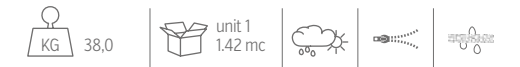


beige cement grey cement blue cement

SOFA 2 SEATER / CODE: SWIDIV2



	Width	Depth	Height	H. armrest	H. seat	H. cushion
cm	195	100	73	65	44	36
inch	76,8	39,4	28,7	25,6	17,3	14,2



SOFA DX / CODE: SWIDX



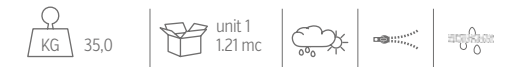
	Width	Depth	Height	H. armrest	H. seat	H. cushion
cm	176	100	73	65	44	36
inch	69,3	39,4	28,7	25,6	17,3	14,2



SOFA SX / CODE: SWISX



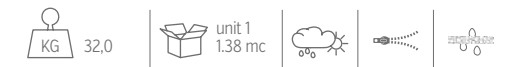
	Width	Depth	Height	H. armrest	H. seat	H. cushion
cm	176	100	73	65	44	36
inch	69,3	39,4	28,7	25,6	17,3	14,2



SOFA OBLIQUE END DX / CODE: SWIOBLENDX



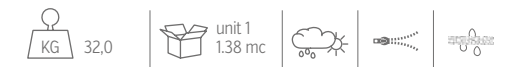
	Width	Depth	Height	H. armrest	H. seat	H. cushion
cm	182	104	73	65	44	36
inch	71,7	40,9	28,7	25,6	17,3	14,2



SOFA OBLIQUE END SX / CODE: SWIOBLENDX



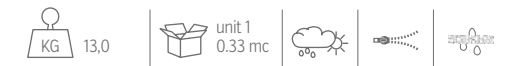
	Width	Depth	Height	H. armrest	H. seat	H. cushion
cm	182	104	73	65	44	36
inch	71,7	40,9	28,7	25,6	17,3	14,2



POUF / CODE: SWIPUF



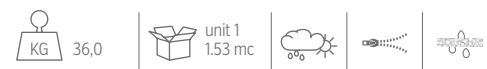
	Width	Depth	Height
cm	90	90	44
inch	35,4	35,4	17,3



SOFA CHAISE LOUNGE DX / CODE: SWICLDX



	Width	Depth	Height	H. armrest	H. seat	H. cushion
cm	178	118	73	65	44	36
inch	70.1	46.5	28.7	25.6	17.3	14.2



SOFA CHAISE LOUNGE SX / CODE: SWICLSX



	Width	Depth	Height	H. armrest	H. seat	H. cushion
cm	178	118	73	65	44	36
inch	70.1	46.5	28.7	25.6	17.3	14.2



LIVING ARMCHAIR / CODE: SWIPL



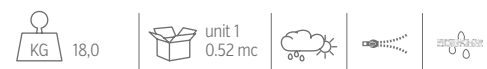
	Width	Depth	Height	H. armrest	H. seat	H. cushion
cm	93	77	73	65	44	36
inch	36.6	30.3	28.7	25.6	17.3	14.2



SWIEL ARMCHAIR / CODE: SWIPLG



	Width	Depth	Height	H. armrest	H. seat	H. cushion
cm	93	77	73	65	44	36
inch	36.6	30.3	28.7	25.6	17.3	14.2



PLAZA COFFEE TABLE D45 / CODE: PLATC45



	Width	Depth	Height
cm	45	45	48
inch	17.7	17.7	18.9



PLAZA COFFEE TABLE 80X65 / CODE: PLATC8065



	Width	Depth	Height
cm	80	65	35
inch	31.5	25.6	13.8



DINING TABLE D150 / CODE: SWITPD150



	Width	Depth	Height
cm	150	150	75
inch	59.1	59.1	29.5



DINING TABLE 220X110 / CODE: SWITP220



	Width	Depth	Height
cm	220	110	75
inch	86.6	43.3	29.5



DINING TABLE 300X110 / CODE: SWITP300



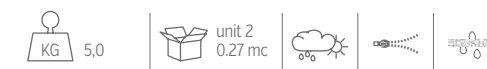
	Width	Depth	Height
cm	300	110	75
inch	118.1	43.3	29.5



DINING ARMCHAIR / CODE: SWIPP



	Width	Depth	Height	H. armrest	H. seat	H. cushion
cm	62	59	75	72	46	6
inch	24.4	23.2	29.5	28.3	18.1	2.4



DINING CHAIR / CODE: SWISP



	Width	Depth	Height	H. armrest	H. seat	H. cushion
cm	51	58	75	72	46	6
inch	20.1	22.8	29.5	28.3	18.1	2.4



SUNBED / CODE: SWILET



	Width	Depth	Height	H. cushion
cm	205	87	36	29
inch	80.7	34.3	14.2	11.4





Coralcollection

Design Marco Acerbis

Ispirata alla modularità, la collezione Coral è caratterizzata da materiali quali alluminio e corda che impreziosiscono il prodotto e ne garantiscono la qualità nel tempo. Le linee pulite e le composizioni equilibrate della collezione sono arricchite da una serie di complementi che permettono un alto livello di utilizzabilità e confort. Il tema della corda è preponderante e lo si ritrova anche come dettaglio nelle impugnature delle sedute, nel side table o nei pouf. I divani sono caratterizzati da un volume solido sulla seduta, addolcita dai cuscini decorativi, in contrasto con le sedie e le sedute lounge la cui struttura esile e raffinata introduce il tema della leggerezza.

Coral Collection is inspired by modularity and it is characterized by materials, such as aluminum and rope, that embellish the product and at the same time grant its quality in the long term. The clean lines and the balanced compositions are enriched by a series of accessories that allow a high level of usability and comfort. The theme of the rope is predominant and it is possible to find it also as detail in the handles of the seats, in the side table or in the pouf. The Sofas, that are softened by the decorative cushions, are characterized by the solid volume of the seat creating a contrast with the chairs and the lounge seats whose thin and refined structure introduces the theme of lightness instead.



Coralcollection

lounge rope armchair, coffee table 50x50
white frame
beige colour rope
cushions in warm white colour
ceramic beige top table





Coralcollection

sofa lounge sx, side table
white frame
beige colour rope
cushions in warm white colour
ceramic beige top table















Coralcollection

daybed
white frame
beige colour rope
cushions in warm white colour
ceramic beige top table








Coralcollection

sofa lounge dx, sofa cx, sofa corner
cleo arc lamp
graphite frame
dark grey colour rope
cushions in grey colour
deco in blue ice & grey colour






Coralcollection

coffee table 120x80, 100x100
graphite frame
ceramic charcoal top table















Coral collection

Design Marco Acerbis

Finishing

Aluminium frame



white



graphite

Synthetic ropes



dark grey



beige

Gres table top



beige



charcoal

Seat / back (70x45) fabric cushions

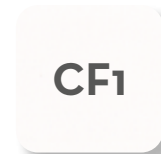


dark grey



warm white

Curtain fabric



white

Pillows fabric 50x35 (optional)



mélange beige



peach



blue ice



dark grey




warm white

SOFA / CODE: CORDIV




	Width	Depth	Height	H. seat	H. cushion
cm	180	90	66	41	22
inch	70,9	35,4	26,0	16,1	8,7



SOFA CORNER / CODE: CORANG



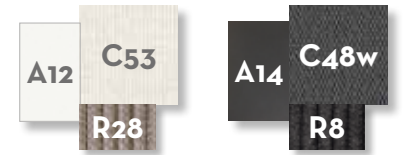
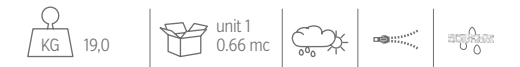
	Width	Depth	Height	H. seat	H. cushion
cm	101	101	66	41	22
inch	39,8	39,8	26,0	16,1	8,7



SOFA CX / CODE: CORCX




	Width	Depth	Height	H. seat	H. cushion
cm	90	101	66	41	22
inch	35,4	39,8	26,0	16,1	8,7



SOFA LONGUE DX / CODE: CORLONDx



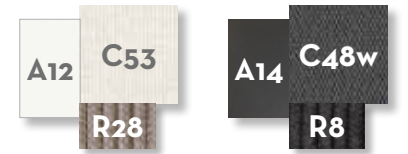
	Width	Depth	Height	H. seat	H. cushion
cm	101	190	66	41	22
inch	39,8	74,8	26,0	16,1	8,7



SOFA LONGUE SX / CODE: CORLONSX



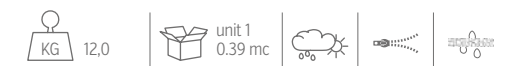
	Width	Depth	Height	H. seat	H. cushion
cm	101	190	66	41	22
inch	39,8	74,8	26,0	16,1	8,7



POUF / CODE: CORPUF



	Width	Depth	Height	H. cushion
cm	90	90	41	22
inch	35,4	35,4	16,1	8,7



LIVING ARMCHAIR / CODE: CORPLIV



	Width	Depth	Height	H. seat	H. cushion
cm	88	90	66	41	22
inch	34,6	35,4	26,0	16,1	8,7



LOUNGE ROPE ARMCHAIR / CODE: CORPLONRP



	Width	Depth	Height	H. armrest	H. seat	H. cushion
cm	65	60	74	58	44	7
inch	25,6	23,6	29,1	22,8	17,3	2,8



LOUNGE ARMCHAIR / CODE: CORPLON




	Width	Depth	Height	H. seat
cm	77	86	74	37
inch	30,3	33,9	29,1	14,6



OTTOMAN / CODE: COROTT




	Width	Depth	Height
cm	62	43	32
inch	24,4	16,9	12,6



COFFEE TABLE 120x80 / CODE: CORTC120




	Width	Depth	Height
cm	120	80	40
inch	47,2	31,5	15,7



COFFEE TABLE 100x100 / CODE: CORTC100




	Width	Depth	Height
cm	100	100	30
inch	39,4	39,4	11,8



COFFEE TABLE / CODE: CORTC50



	Width	Depth	Height
cm	50	50	35
inch	19,7	19,7	13,8



SIDE TABLE / CODE: CORTL




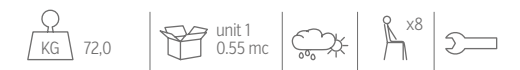
	Width	Depth	Height
cm	57	35	60
inch	22,4	13,8	23,6



DINING TABLE 240x120 / CODE: CORTP240




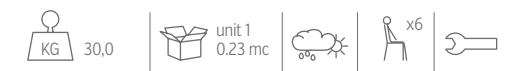
	Width	Depth	Height
cm	238	118	75
inch	93,7	46,5	29,5



DINING TABLE D120 / CODE: CORTP120




	Width	Depth	Height
cm	120	120	75
inch	47,2	47,2	29,5



DINING TABLE 90x90 / CODE: CORTP90




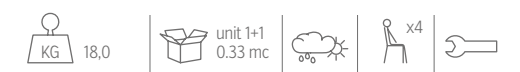
	Width	Depth	Height
cm	90	90	75
inch	35,4	35,4	29,5



BAR TABLE 75x75 / CODE: CORTB75



	Width	Depth	Height
cm	75	75	105
inch	29,5	29,5	41,3



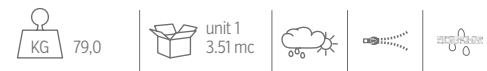
SUNBED / CODE: CORLET



	Width	Depth	Height	H.cushion
cm	200	82	30	8
inch	78,7	32,3	11,8	3,1



DAYBED / CODE: CORBED




	Width	Depth	Height	H.seat	H.cushion
cm	218	218	200	42	22
inch	85,8	85,8	78,7	16,5	8,7



DINING CHAIR / CODE: CORSP



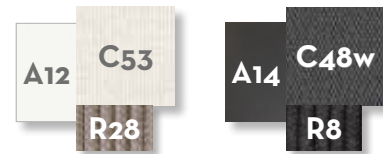
	Width	Depth	Height	H.armrest	H.seat	H.cushion
cm	61	60	78	65	47	5
inch	24,0	23,6	30,7	25,6	18,5	2,0



DINING ARMCHAIR / CODE: CORPP




	Width	Depth	Height	H.armrest	H.seat
cm	60	65	83	63	46
inch	23,6	25,6	32,7	24,8	18,1



BAR STOOL / CODE: CORSGA




	Width	Depth	Height	H.armrest	H.seat
cm	60	50	100	87	80
inch	23,6	19,7	39,4	34,3	31,5



LAMP H125 / CODE: CORLAMPH125



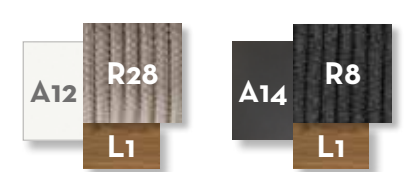
	Width	Depth	Height
cm	31	31	125
inch	12,2	12,2	49,2



LAMP H95 / CODE: CORLAMPH95




	Width	Depth	Height
cm	31	31	95
inch	12,2	12,2	37,4



LAMP H45 / CODE: CORLAMPH45



	Width	Depth	Height
cm	28	28	45
inch	11,0	11,0	17,7





Slamcollection // ROPE
Design Ludovica + Roberto Palomba

Le molteplici combinazioni consentono di creare uno spazio outdoor a misura delle proprie esigenze. L'eleganza e la leggerezza di questo divano modulare donano pulizia ed equilibrio, adattabili ad ogni contesto e immancabili in uno spazio outdoor. La cuscineria, sfoderabile e lavabile risulta essere perfetta per un living da vivere nel tempo senza rinunciare mai a comodità e stile.

The multiple combinations allow you to create an outdoor space which suit your needs. The elegance and lightness of this modular sofa provide clean lines and balance, it is adaptable to any context and essential in any outdoor space. The cushions, with removable and washable covers, are perfect for a living space to be experienced over time without ever renouncing comfort and style.











Slamcollection

living armchair
white frame
cushions in silver colour
rope in light grey colour
carpet d200 in light grey colour




Slamcollection

// Rope

dining chair & dining table 190x90
white frame
cushions in silver colour
rope in light grey colour
top gres light concrete colour







Slamcollection
// Rope

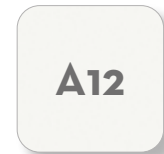
sunbed & daybed
white frame
cushions in silver colour
rope in light grey colour

Slamcollection // Rope

Design Ludovica + Roberto Palomba

Finishing

Aluminium frame



white



graphite

Gres table top



charcoal



light concrete

Covering fabric



silver

Synthetic ropes



light grey



dark grey

Seat / back (80x45) fabric cushions



silver

Pillows fabric 60x40 45x25 (optional)



silver



plain grey



plain ochre



plain white

Pillows fabric ø 40 (optional)



silver



plain ochre



plain sky



plain white

SOFA BACKREST ROPE / CODE: SLADIV-C



	Width	Depth	Height	H. seat	H. cushion
cm	185	96	65	41	19
inch	72,8	37,8	25,6	16,1	7,5



SOFA DX BACKREST ROPE / CODE: SLADX-C



	Width	Depth	Height	H. seat	H. cushion
cm	184	96	65	41	19
inch	72,4	37,8	25,6	16,1	7,5



SOFA SX BACKREST ROPE / CODE: SLASX-C



	Width	Depth	Height	H. seat	H. cushion
cm	184	96	65	41	19
inch	72,4	37,8	25,6	16,1	7,5



SOFA CORNER BACKREST ROPE / CODE: SLAANG-C



	Width	Depth	Height	H. seat	H. cushion
cm	96	96	65	41	19
inch	37,8	37,8	25,6	16,1	7,5



SOFA LOUNGE DX BACKREST ROPE / CODE: SLALONDX-C



	Width	Depth	Height	H. seat	H. cushion
cm	94	186	65	41	19
inch	37,0	73,2	25,6	16,1	7,5



SOFA LOUNGE SX BACKREST ROPE / CODE: SLALONSX-C



	Width	Depth	Height	H. seat	H. cushion
cm	94	186	65	41	19
inch	37,0	73,2	25,6	16,1	7,5



SOFA CX BACKREST ROPE / CODE: SLACX-C



	Width	Depth	Height	H. seat	H. cushion
cm	92	96	65	41	19
inch	36,2	37,8	25,6	16,1	7,5



LIVING ARMCHAIR BACKREST ROPE / CODE: SLAPL-C




	Width	Depth	Height	H. seat	H. cushion
cm	74	70	65	41	19
inch	29,1	27,6	25,6	16,1	7,5



POUF / CODE: SLAPUF



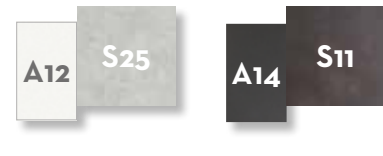
	Width	Depth	Height	H. cushion
cm	92	92	41	19
inch	36,2	36,2	16,1	7,5



COFFEE TABLE 80x80 / CODE: SLATC80



	Width	Depth	Height
cm	80	80	43
inch	31,5	31,5	16,9



COFFEE TABLE 70x70 / CODE: SLATC70



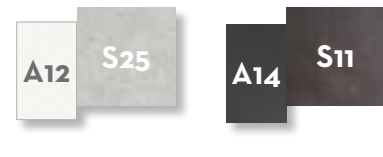
	Width	Depth	Height
cm	70	70	47
inch	27,6	27,6	18,5



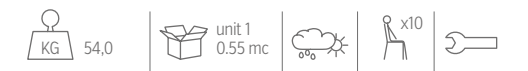
DINING TABLE D120 / CODE: SLATP120



	Width	Depth	Height
cm	120	120	75
inch	47,2	47,2	29,5



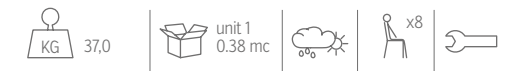
DINING TABLE 230x110 / CODE: SLATP230



	Width	Depth	Height
cm	230	110	75
inch	90,6	43,3	29,5



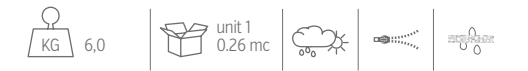
DINING TABLE 190x90 / CODE: SLATP190



	Width	Depth	Height
cm	190	90	75
inch	74,8	35,4	29,5



DINING ARMCHAIR BACKREST FABRIC / CODE: SLAPP-C



	Width	Depth	Height	H. armrest	H. seat	H. cushion
cm	54	48	76	64	47	5
inch	21,3	18,9	29,9	25,2	18,5	2,0



SUNBED BACKREST FABRIC / CODE: SLALET-C



	Width	Depth	Height	H. cushion
cm	210	90	36	10
inch	82,7	35,4	14,2	3,9



DAYBED BACKREST FABRIC / CODE: SLABED-C



	Width	Depth	Height	H. seat	H. cushion
cm	180	180	65	41	19
inch	70,9	70,9	25,6	16,1	7,5





Slamcollection


Design Ludovica + Roberto Palomba

Quando la semplicità e la linearità delle forme caratterizzano il progetto, nascono collezioni come la nuova Slam. Pochi elementi facilmente combinabili fra loro per dare vita ad innumerevoli interpretazioni. La struttura/telaio interamente in alluminio avvolta da un rivestimento in tessuto e unita a morbide cuscinate, caratterizza l'intera collezione per le sue linee pulite ed essenziali.

When simplicity and linearity of the shapes characterize a project, the result is a collection like the new Slam. Few elements can be easily combined to give life to several interpretations. The coated structure/frame entirely made in aluminum, enveloped by a textile coating and combined with soft cushions, connote the entire collection for the essential and clean shapes.







Slamcollection

daybed
white frame
cushions in silver colour
deco in silver, plain white & plain grey colour





Slamcollection

sunbed
white frame
cushions in silver colour







Slamcollection

sofa dx & sofa lounge sx
graphite frame
cushions in dark grey colour













Slamcollection

Design Ludovica + Roberto Palomba

Finishing

Aluminium frame



white



graphite

Gres table top



charcoal



light concrete

Covering fabric



dark grey



silver

Synthetic ropes



light grey



dark grey

Seat / back (80x45) fabric cushions



dark grey



silver

Pillows fabric 60x40 45x25 (optional)



dark grey



silver



black



plain grey



plain ochre



plain white

Pillows fabric ø 40 (optional)



dark grey



silver



plain ochre



plain sky



plain white

SOFA BACKREST FABRIC / CODE: SLADIV



	Width	Depth	Height	H. seat	H. cushion
cm	185	95	65	41	19
inch	72,8	37,4	25,6	16,1	7,5



SOFA DX BACKREST FABRIC / CODE: SLADX



	Width	Depth	Height	H. seat	H. cushion
cm	182	95	65	41	19
inch	71,7	37,4	25,6	16,1	7,5



SOFA SX BACKREST FABRIC / CODE: SLASX



	Width	Depth	Height	H. seat	H. cushion
cm	182	95	65	41	19
inch	71,7	37,4	25,6	16,1	7,5



SOFA CORNER BACKREST FABRIC / CODE: SLAANG



	Width	Depth	Height	H. seat	H. cushion
cm	95	95	65	41	19
inch	37,4	37,4	25,6	16,1	7,5



SOFA LOUNGE DX BACKREST FABRIC / CODE: SLALONDX



	Width	Depth	Height	H. seat	H. cushion
cm	95	185	65	41	19
inch	37,4	72,8	25,6	16,1	7,5



SOFA LOUNGE SX BACKREST FABRIC / CODE: SLALONSX



	Width	Depth	Height	H. seat	H. cushion
cm	95	185	65	41	19
inch	37,4	72,8	25,6	16,1	7,5



SOFA CX BACKREST FABRIC / CODE: SLACX



	Width	Depth	Height	H. seat	H. cushion
cm	92	95	65	41	19
inch	36,2	37,4	25,6	16,1	7,5



LIVING ARMCHAIR BACKREST FABRIC / CODE: SLAPL



	Width	Depth	Height	H. seat	H. cushion
cm	75	73	65	41	19
inch	29,5	28,7	25,6	16,1	7,5



POUF / CODE: SLAPUF




	Width	Depth	Height	H. cushion
cm	92	92	41	19
inch	36,2	36,2	16,1	7,5



COFFEE TABLE 80x80 / CODE: SLATC80




	Width	Depth	Height
cm	80	80	43
inch	31,5	31,5	16,9



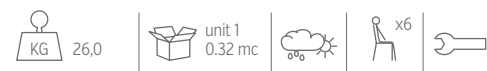
COFFEE TABLE 70x70 / CODE: SLATC70




	Width	Depth	Height
cm	70	70	47
inch	27,6	27,6	18,5



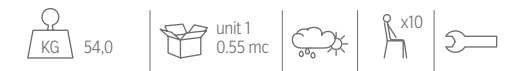
DINING TABLE D120 / CODE: SLATP120




	Width	Depth	Height
cm	120	120	75
inch	47,2	47,2	29,5



DINING TABLE 230x110 / CODE: SLATP230




	Width	Depth	Height
cm	230	110	75
inch	90,6	43,3	29,5



DINING TABLE 190x90 / CODE: SLATP190



	Width	Depth	Height
cm	190	90	75
inch	74,8	35,4	29,5



DINING ARMCHAIR BACKREST FABRIC / CODE: SLAPP



	Width	Depth	Height	H. armrest	H. seat	H. cushion
cm	55	53	76	64	47	5
inch	21,7	20,9	29,9	25,2	18,5	2,0



SUNBED BACKREST FABRIC / CODE: SLALET



	Width	Depth	Height	H. cushion
cm	200	96	34	8
inch	78,7	37,8	13,4	3,1



DAYBED BACKREST FABRIC / CODE: SLABED



	Width	Depth	Height	H. seat	H. cushion
cm	180	180	65	41	19
inch	70,9	70,9	25,6	16,1	7,5





CleoSoftcollection // Alu

Design Marco Acerbis

Filo conduttore della collezione Cleo Alu è la creazione di un prodotto giovane, dinamico, capace di coinvolgere emotivamente chi lo osserva. Una collezione nata dalla voglia di sperimentare un gioco di contrasti e di combinazioni materiche inedite: la leggerezza dell'alluminio, l'attualità delle superfici in vitre, la sorprendente eleganza dei rivestimenti tessili e una nuova cuscineria morbida di grande accoglienza e confort concorrono a creare una linea che si adatta perfettamente ad ogni stile o spazio esterno.

The leading principle of the Cleo Alu collection is the creation of a young and dynamic line, capable of emotionally involving the observer. Cleo alu collection is driven by the desire to experiment with contrasts and unprecedented combinations of materials: the lightness of the aluminium, the modernity of the vitre surfaces and the surprising elegance of the upholstery are combined with a new soft cushioning that is very welcoming and comfortable, creating a new line that perfectly suits any style or outdoor space.






CleoSoftcollection
// Alu

sofa end , pouf & coffee table 60x100
white frame
cushions in silver colour
deco in silver, white & plain sky colour







CleoSoftcollection
// Alu

sofa end & coffee table D 100 - D 75
white frame
cushions in silver colour
top Vitter light metal colour











CleoSoftcollection
// Alu

canopy sofa
white frame
cushions in silver colour
deco in silver, white & plain sky colour







CleoSoftcollection

// Alu

padded tub chair & dining table 220x100
white frame
cushions in silver colour
top Vitter light metal colour













CleoSoftcollection

// Alu

daybed
reed green frame
cushions in warm white colour
textilene in dove colour





CleoSoft collection // Alu

Design Marco Acerbis

Finishing

Aluminium frame



reed green



white



graphite

Vitter table top



light metal



dark grey



natural teak colour

Accoya wood table top

Cushions / covering fabric



warm white



dark grey



silver

Canopy textile



white



dove

Curtain fabric



white

Pillows fabric 50x50 (optional)



beige mélange



warm white



dark grey



silver



plain bordeaux



plain sky




plain white

SOFA CORNER / CODE: CLEALUANG



	Width	Depth	Height	H. seat	H. cushion
cm	100	100	65	40	20
inch	39,4	39,4	25,6	15,7	7,9



SOFA CX / CODE: CLEALUCK



	Width	Depth	Height	H. seat	H. cushion
cm	100	100	65	40	20
inch	39,4	39,4	25,6	15,7	7,9



LIVING ARMCHAIR / CODE: CLEALUPLIV




	Width	Depth	Height	H. seat	H. cushion
cm	110	100	65	40	20
inch	43,3	39,4	25,6	15,7	7,9



CANOPY SOFA / CODE: CLEALUCANO




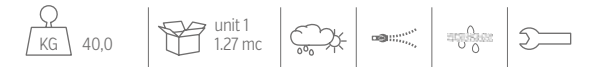
	Width	Depth	Height	H. seat	H. cushion
cm	230	100	200	40	20
inch	90,6	39,4	78,7	15,7	7,9



SOFA / CODE: CLEALUDIV



	Width	Depth	Height	H. seat	H. cushion
cm	230	100	65	40	20
inch	90,6	39,4	25,6	15,7	7,9



POUF LIVING / CODE: CLEALUPUF




	Width	Depth	Height	H. cushion
cm	100	100	40	20
inch	39	39	16	7,9



COFFEE TABLE D100 / CODE: CLEALUTC1



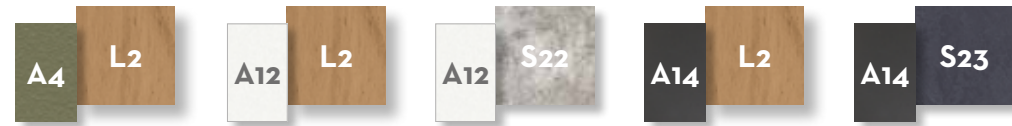
	Width	Depth	Height
cm	100	100	30
inch	39,4	39,4	11,8



COFFEE TABLE D75 / CODE: CLEALUTC2



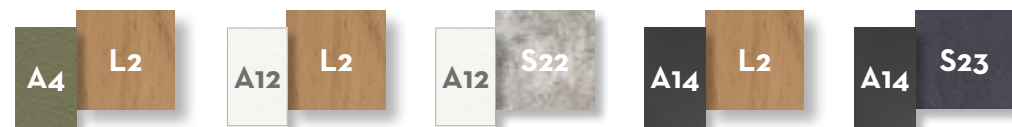
	Width	Depth	Height
cm	75	75	40
inch	29,5	29,5	15,7



COFFEE TABLE D50 / CODE: CLEALUTC3



	Width	Depth	Height
cm	50	50	50
inch	19,7	19,7	19,7



COFFEE TABLE 60X100 / CODE: CLEALUTC4



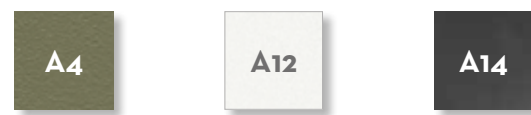
	Width	Depth	Height
cm	100	60	20
inch	39,4	23,6	7,9



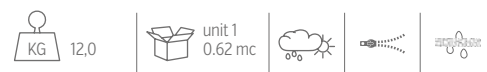
COFFEE TABLE 100X100 / CODE: CLEALUTC5



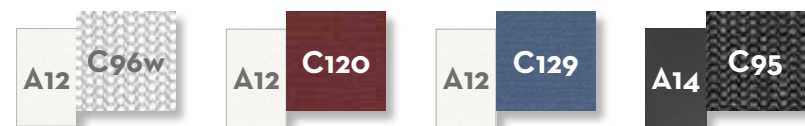
	Width	Depth	Height
cm	100	100	20
inch	39,4	39,4	7,9



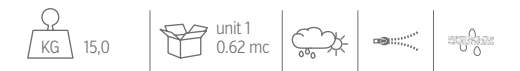
LOUNGE ARMCHAIR / CODE: CLEALUPL



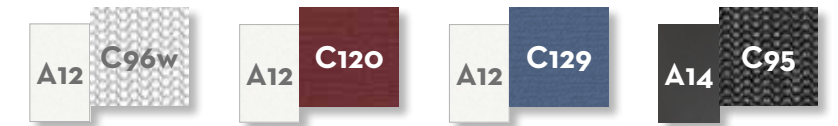
	Width	Depth	Height	H. seat	H. cushion
cm	90	85	73	35	5
inch	35,4	33,5	28,7	13,8	2,0



ROCKING CHAIR / CODE: CLEALUPD




	Width	Depth	Height	H. seat	H. cushion
cm	90	85	73	35	5
inch	35,4	33,5	28,7	13,8	2,0



DINING TABLE 220X100 / CODE: CLEALUTP220




	Width	Depth	Height
cm	220	100	75
inch	86,6	39,4	29,5



DINING TABLE 150X150 / CODE: CLEALUTP150



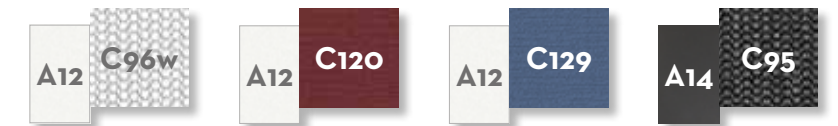
	Width	Depth	Height
cm	150	150	75
inch	59,1	59,1	29,5



PADDED TUB CHAIR / CODE: CLEALUPPZ



	Width	Depth	Height	H. seat
cm	60	55	76	45
inch	23,6	21,7	29,9	17,7



SUNBED / CODE: CLEALULET



	Width	Depth	Height	H. cushion
cm	214	81	33	13
inch	84,3	31,9	13,0	5,1



DOUBLE SUNBED / CODE: CLEALULET2



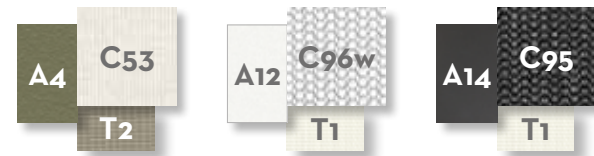
	Width	Depth	Height	H. cushion
cm	204	150	33	13
inch	80,3	59,1	13,0	5,1



DAYBED / CODE: CLEALUDBED



	Width	Depth	Height	H.cushion
cm	204	156	200	13
inch	80,3	61,4	78,7	5,1



ARC LAMP / CODE: CLEALUL02




	Width	Depth	Height
cm	201	45	225
inch	79,1	17,7	88,6



LANTERN H66 / CODE: CLEL01




	Width	Depth	Height
cm	35	35	66
inch	13,8	13,8	26,0



LANTERN H90 / CODE: CLEL02





	Width	Depth	Height
cm	40	40	90
inch	15,7	15,7	35,4



LANTERN H120 / CODE: CLEL03



	Width	Depth	Height
cm	45	45	120
inch	17,7	17,7	47,2





Framecollection

Design Ludovica + Roberto Palomba

Caratterizzata dall'accostamento di strutture in alluminio, intrecci in corda e confortevoli cuscinate, indiscutibile la sua sensuale presenza nello spazio outdoor. L'intreccio della corda imbottita sulla struttura tubolare crea una finestra reticolata che regala affascinanti giochi di luce quando i raggi si posano sulle fessure. Volumi leggeri e sensuali per un perfetto relax outdoor e per una perfetta privacy visiva.

Frame Collection is characterized by the juxtaposition of aluminum structures, rope interweaving and comfortable cushions that make indisputable its sensual presence in the outdoor space. The interweaving of the padded rope on the tubular frame creates a reticulated window capable of giving fascinating plays of light when the rays lay on the slits. The light and sensual volumes are ideal for a perfect outdoor relax and a perfect visual privacy.













Framecollection

barstool
graphite frame
rope in grey colour
cushions in dark grey colour









Framecollection

barstool
red frame
rope in red colour
cushions in indian red colour



Framecollection

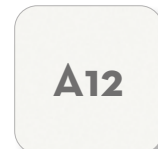
Design Ludovica + Roberto Palomba

Finishing


Aluminium frame



red



white



graphite

Syntetic rope



grey



red

Seat / back (80x60) fabric cushions



dark grey



silver



indian red

Pillows fabric 55x55 45x45 (optional)



mélange beige



dark grey



silver



plain grey



plain bordeaux



plain sky

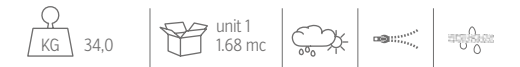


plain white

SOFA 3 SEATER / CODE: FMEDIV3



	Width	Depth	Height	H. seat	H. cushion
cm	240	90	70	40	17
inch	94,5	35,4	27,6	15,7	6,7



SOFA 2 SEATER / CODE: FMEDIV2



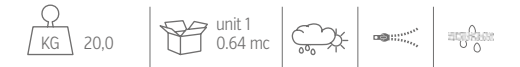
	Width	Depth	Height	H. seat	H. cushion
cm	200	90	70	40	17
inch	78,7	35,4	27,6	15,7	6,7



LIVING ARMCHAIR / CODE: FMEPL



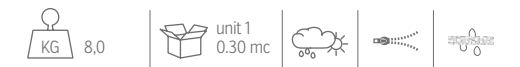
	Width	Depth	Height	H. seat	H. cushion
cm	90	90	70	40	17
inch	35,4	35,4	27,6	15,7	6,7



POUF / CODE: FMEDIV3



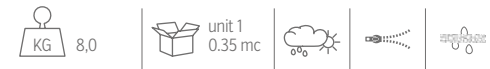
	Width	Depth	Height	H. cushion
cm	76	85	40	17
inch	29,9	33,5	15,7	6,7



DINING CHAIR / CODE: FMEPP



	Width	Depth	Height	H. seat	H. cushion
cm	62	65	75	47	1
inch	24,4	25,6	29,5	18,5	0,4



BAR STOOL / CODE: FMESGA



	Width	Depth	Height	H. armrest	H. seat	H. cushion
cm	60	63	103	91	75	4
inch	23,6	24,8	40,6	35,8	29,5	1,6



FOLDING TABLE 80X80 / CODE: FMETAV80



	Width	Depth	Height
cm	80	80	73
inch	31,5	31,5	28,7





Lakecollection

Design Marco Acerbis

La collezione Lake si ispira alla pianta di bamboo così sinuosa e naturalmente elegante. I moduli dei tubolari di alluminio che si connettono tra loro con dei nodi in fusione sono un richiamo alla rigida morbidezza del bamboo che alterna zone lisce a punti rigidi dalla forma ad anello. Oltre alla collezione di sedute troviamo anche il tavolo allungabile, dalle forme morbide e aggraziate, che tramite le slitte e l'allungo nascosto non solo ottempera alla sua funzione ma è anche un oggetto di seducente contemplazione.


The Lake collection is inspired by the sinuous and naturally elegant bamboo plant. The aluminum structures, which connect with cast knots remind to the rigid softness of bamboo, which balances smooth areas and ring-shaped rigid points. In addition to the seating collection we also find the extending table, with its soft and graceful shapes, which through its slides and hidden extension, not only fulfils its function but is also an object of seductive contemplation.






Lakecollection

sunbed
white frame
cushions in silver colour
belt in light grey colour
top ceramic light concrete colour





Lakecollection

dining armchair & table
graphite frame
cushions in silver colour
belt in dark grey colour





Lakecollection

sunbed
graphite frame
cushions in silver colour
belt in dark grey colour

Lakecollection


Design Marco Acerbis

Finishing

Aluminium frame



white



graphite

Syntetic elastic belt



dark grey



light grey

Seat / back fabric cushions



silver

Pillows fabric 45x45 ø40 (optional)



silver



plain ochre



plain sky



plain white

Gres table top



light concrete



dark concrete

SOFA 3 SEATER / CODE: LAKDIV3



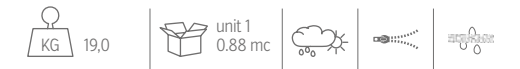
	Width	Depth	Height	H. seat	H. cushion
cm	230	80	65	41	18
inch	90,6	31,5	25,6	16,1	7,1



SOFA 2 SEATER / CODE: LAKDIV2



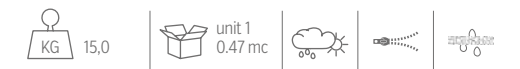
	Width	Depth	Height	H. seat	H. cushion
cm	170	80	65	41	18
inch	66,9	31,5	25,6	16,1	7,1



LIVING ARMCHAIR / CODE: LAKPL



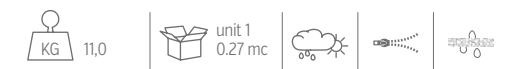
	Width	Depth	Height	H. seat	H. cushion
cm	90	80	65	41	18
inch	35,4	31,5	25,6	16,1	7,1



POUF / CODE: LAKPUF




	Width	Depth	Height	H. cushion
cm	75	75	41	18
inch	29,5	29,5	16,1	7,1



COFFEE TABLE 70X70 / CODE: LAKTC70




	Width	Depth	Height
cm	70	70	38
inch	27,6	27,6	15,0



COFFEE TABLE 100X70 / CODE: LAKTC100




	Width	Depth	Height
cm	100	70	30
inch	39,4	27,6	11,8



COFFEE TABLE 50X50 / CODE: LAKTC50



	Width	Depth	Height
cm	50	50	45
inch	19,7	19,7	17,7



EXTENDING DINING TABLE 178/252 X 90 / CODE: LAKTP178



	Width	Depth	Height
cm	252	90	76
inch	99,2	35,4	29,9



EXTENDING DINING TABLE 220/337 X 100 / CODE: LAKTP220



	Width	Depth	Height
cm	337	100	76
inch	132,7	39,4	29,9



DINING ARMCHAIR / CODE: LAKPP



	Width	Depth	Height	H. armrest	H. seat	H. cushion
cm	59	60	85	65	50	6
inch	23,2	23,6	33,5	25,6	19,7	2,4



SUNBED / CODE: LAKLET



	Width	Depth	Height	H. cushion
cm	206	84	38	6
inch	81,1	33,1	15,0	2,4





Mooncollection // Alu
Design Cristian Visentin

L'eleganza e le forme sinuose della collezione Moon Teak unite alla praticità dell'alluminio delle strutture danno vita alla collezione Moon Alu. Linee sobrie arricchite da soffici imbottiture proposte nelle varianti cromatiche del grigio che ben si adattano ad ogni tipo di arredamento. Una collezione calda, invitante, chic ed intrigante. Poltrone, divani e tavoli altamente funzionali dal fascino senza tempo.

The elegance and the sinuous forms of the Moon Teak combined to the practicality of the aluminum frames give life to the Moon Alu. Clean lines are enhanced by comfy paddings in different shades of grey that are perfectly adaptable to your home furniture. Moon Alu collection is simultaneously warm and appealing, stylish and tempting. A range of armchairs, sofas and tables with a practical functionality combined to a timeless elegance.





Mooncollection

// Alu

living armchair & Leaf dining table H65 D130
graphite frame
rope & cushions in dark grey colour
dark grey vitter top table







Mooncollection
// Alu

dining armchair & dining table 240/300x100
graphite frame
rope & cushions in dark grey colour
ceramic dark grey top table





Mooncollection
// Alu

love seat & side table
graphite frame
rope & cushions in dark grey colour
ceramic dark grey top table





Mooncollection
// Alu

dining armchair & table 80x80
graphite frame
rope & cushions in dark grey colour
ceramic dark grey top table





Mooncollection

// Alu

living armchair & side table
white frame
rope & cushions in light grey colour
ceramic white top table





Mooncollection

// Alu

dining table 240x100 & dining armchair
white frame
rope in light grey colour
ceramic white top table





Mooncollection

// Alu

swing armchair
white frame
rope & cushions in light grey colour





Mooncollection // Alu

daybed & coffee table 120x60
white frame
rope & cushions in light grey colour
deco in light grey colour






Mooncollection
// Alu

sunbed
white frame
rope & cushions in light grey colour









Mooncollection
// Alu

chair, bar stool, dining & bar table
dove frame
rope in sand colour
top in gres beige colour

Mooncollection // Alu

Design Cristian Visentin

Finishing

Aluminium frame



white



dove



graphite

Synthetic ropes



light grey




dark grey



beige

Gres table top



white



dark grey



beige

Cushions fabric



dark grey



light grey



warm white

Pillows fabric 50x30 ø45 ø35 (optional)



dark grey



light grey



warm white

SOFA / CODE: MONALUDIV



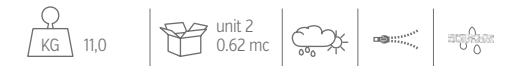
	Width	Depth	Height	H. seat	H. cushion
cm	180	85	66	39	12
inch	70,9	33,5	26,0	15,4	4,7



LIVING ARMCHAIR / CODE: MONALUPL



	Width	Depth	Height	H. seat	H. cushion
cm	84	74	66	39	12
inch	33,1	29,1	26,0	15,4	4,7



COFFEE TABLE / CODE: MONALUTC



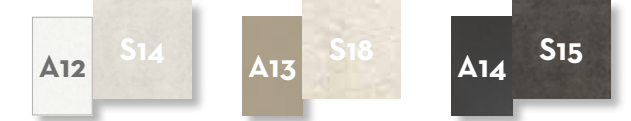
	Width	Depth	Height
cm	100	60	40
inch	39,4	23,6	15,7



SIDE TABLE / CODE: MONALUTC2



	Width	Depth	Height
cm	40	40	40
inch	15,7	15,7	15,7



SWING ARMCHAIR / CODE: MONALUALT



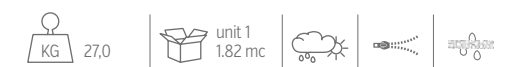
	Width	Depth	Height	H. cushion
cm	84	75	46	10
inch	33,1	29,5	18,1	3,9



LOVE SEAT / CODE: MONALULOV



	Width	Depth	Height	H. seat	H. cushion
cm	165	88	99	37	10
inch	65,0	34,6	39,0	14,6	3,9



DINING TABLE FULL ALU 160/215x95 / CODE: MONALUTPFA160



	Width	Depth	Height
cm	215	95	76
inch	84,6	37,4	29,9

DINING TABLE FULL ALU200/260x100 / CODE: MONALUTPFA200



	Width	Depth	Height
cm	260	100	76
inch	102,4	39,4	29,9

DINING TABLE 160/215x95 / CODE: MONALUTP160



	Width	Depth	Height
cm	215	95	76
inch	84,6	37,4	29,9

DINING TABLE 240/300x100 / CODE: MONALUTP240



	Width	Depth	Height
cm	300	100	76
inch	118,1	39,4	29,9

TABLE 80x80 / CODE: MONALUTAV80



	Width	Depth	Height
cm	80	80	76
inch	31,5	31,5	29,9

BAR TABLE 70x70 / CODE: MONALUTAVBAR70



	Width	Depth	Height
cm	70	70	105
inch	27,6	27,6	41,3

DINING ARMCHAIR / CODE: MONALUPP



	Width	Depth	Height	Height
cm	62	56	75	45
inch	24,4	22,0	29,5	17,7

DINING CHAIR / CODE: MONALUSP



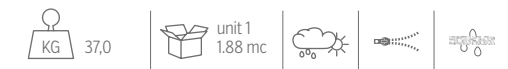
	Width	Depth	Height	Height
cm	62	56	75	45
inch	24,4	22,0	29,5	17,7

BAR STOOL / CODE: MONALUSGA




	Width	Depth	Height	H. seat
cm	56	58	107	74
inch	22,0	22,8	42,1	29,1

DAYBED / CODE: MONALUDXL



	Width	Depth	Height	H. seat	H. cushion
cm	170	155	68	37	10
inch	66,9	61,0	26,8	14,6	3,9

SUNBED / CODE: MONALULET



	Width	Depth	Height
cm	200	80	33
inch	78,7	31,5	13,0



Malècollection

Design Ludovica + Roberto Palomba

Da forme geometriche marcate, eleganti e leggere, nasce una collezione che offre il massimo comfort. La caratteristica principale della collezione Malè è la sua seduta bassa, una struttura rigida e squadrata come un guscio, realizzata in rotostampaggio, per una versatilità che si eleva anche grazie al rivestimento degli imbottiti. Molteplici sono i risultati possibili da poter creare grazie allo studio dei volumi e della loro modulistica, che vanno a dar vita a spazi intimi e conviviali.

A new collection is born from elegant, light and marked geometric shapes and it offers maximum comfort. The main feature of the Malè collection is its low seat, a rigid and squared structure, just like a shell, made in rotomoulding, for a versatility that is elevated thanks to the upholstery of the padded furniture. There are many possible results that can be created - thanks to the study of volumes and their forms - which give life to intimate and convivial spaces.





Malècollection

living armchair
white seat & frame
lamp h90, lamp h190 in white translucent frame
quadro carpet ø 200 light grey colour













Malècollection

end sofa, sofa cx
graphite frame
cushions in white-grey colour
deco in white-grey, grey colour
quadro carpet ø 300 dark grey



Malècollection

dining chair
graphite seat & frame
lamp h190 in graphite translucent frame
quadro carpet ø 200 light grey colour



Malècollection

end sofa, sofa cx, coffee table
white frame
cushions in mambo canvas colour
deco in mambo canvas, sweet grey, stripe canvas colour
lamp h90 , lamp h190 in white translucent frame
living armchair
dove seat & white frame
quadro carpet ø 200 canvas







Malècollection

end sofa, sofa cx, coffee table
blue frame
cushions in mambo canvas colour
deco in mambo canvas & mambo light blue colour
jackie pouf big & small in dove colour

Malécollection

Design Ludovica + Roberto Palomba



	Width	Depth	Height	H.seat
cm	91	91	59	37
inch	35,8	35,8	23,2	14,6



Finishing

Polyethylene



Translucent polyethylene (only for lamps)



Gres table top

Seat / back fabric cushions



Pillows fabric 45x45 (optional)



Stainless steel



Polyurethane tech (only for chair)



SOFA CX / CODE: MALCX



	Width	Depth	Height	H.seat
cm	88	91	59	37
inch	34,6	35,8	23,2	14,6



POUF / CODE: MALPUF



	Width	Depth	Height
cm	88	88	37
inch	34,6	34,6	14,6



SOFA CORNER / CODE: MALANG



	Width	Depth	Height	H.seat
cm	91	91	59	37
inch	35,8	35,8	23,2	14,6



LAMP H190 / CODE: MALL190



	Width	Depth	Height
cm	52	52	190
inch	20,5	20,5	74,8



LAMP H90 / CODE: MALL90



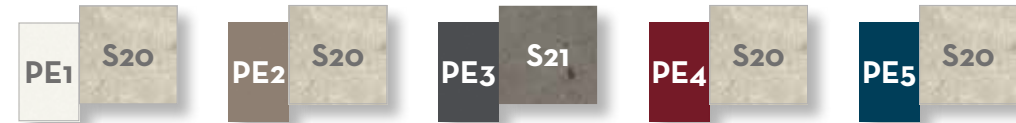
	Width	Depth	Height
cm	52	52	90
inch	20	20	35



COFFEE TABLE 90X90 / CODE: MALTC90



	Width	Depth	Height
cm	90	90	10
inch	35,4	35,4	3,9



LIVING ARMCHAIR / CODE: MALPL



	Width	Depth	Height	H.seat
cm	65	69	70	33
inch	25,6	27,2	27,6	13,0



DINING CHAIR / CODE: MALSP



	Width	Depth	Height	H.seat
cm	55	55	82	42
inch	21,7	21,7	32,3	16,5





Tweetcollection

Design Ludovica + Roberto Palomba

Nella collezione Tweet la tecnica dello stampaggio rotazionale trova un rinnovato vigore, una nuova ragion d'essere e l'outdoor si configura come luogo privilegiato del progetto. Ludovica + Roberto Palomba hanno voluto con Tweet assecondare il tema dell'accoglienza, della convivialità. Una nuova esperienza outdoor in cui potersi sentire abbracciati dalle curve degli elementi della collezione Tweet.

In the Tweet collection, the rotational moulding technique finds renewed vigour, a new raison d'être, and the outdoors is configured as a privileged place for design. With this collection Ludovica + Roberto Palomba wanted to support the theme of hospitality and conviviality. A new outdoor experience where you can feel embraced by the curves of the Tweet collection elements.









Tweetcollection

sofa, living armchair & coffee table
red frame
carpet quadro ø200 in canvas colour
tribal in red colour
pouf medium jackie in dove colour

Tweetcollection

Design Ludovica + Roberto Palomba

Finishing

Polyethylene



SOFA / CODE: TWEDIV



	Width	Depth	Height
cm	190	78	75
inch	74,8	30,7	29,5



LIVING ARMCHAIR / CODE: TWEPL



	Width	Depth	Height
cm	94	73	75
inch	37,0	28,7	29,5



COFFEE TABLE D60 / CODE: REFTC60



	Width	Depth	Height
cm	60	60	35
inch	23,6	23,6	13,8





Reefcollection

Design Marco Acerbis

Il lettino prendi sole in rotazionale è un tema molto caro ai designer in quanto il materiale plastico permette di esprimersi con delle forme libere che sono tipiche della tecnologia del rotazionale. Nel caso del lettino Reef l'obiettivo del designer Marco Acerbis era quello di creare una forma comoda e pulita allo stesso tempo, senza fronzoli e che nascesse dal terreno in modo naturale. Così ha creato una seduta che ricorda le onde del mare pur avendo una stabilità ed equilibrio visivo rassicurante. Ogni curva e raccordo è stata studiata nel dettaglio in modo che il confort sia massimo. Per i più esigenti è stato inserito un cuscino che si adagia delicatamente sulla scocca della seduta ammorbidendo il prodotto.

The creation of a rotational sunbed is a theme that is particularly close to a designer as the use of plastic materials, which are typical of the rotational technology, allows the expression with free forms. In the case of the Reef sunbed, the goal of the designer Marco Acerbis was to develop a comfortable product with clean shapes, without frills, seeming to grow naturally out of the ground. He has created a seat that brings to mind the sea's waves, characterised by a reassuring stability and visual balance. Every curve has been studied in detail to ensure maximum comfort. For the most demanding clients, we have included the possibility to use a cushion that will make the product more comfortable and soft.













Reefcollection

sunbed
red frame

Reef collection

Design Marco Acerbis

Finishing

Polyethylene



white



dove



graphite



red



blue

Seat fabric cushions



mambo canvas



mambo light blue



white-grey

SUNBED / CODE: REFLET



	Width	Depth	Height
cm	70	193	43
inch	27,6	76,0	16,9

COFFEE TABLE D60 / CODE: REFTC60



	Width	Depth	Height
cm	60	60	35
inch	23,6	23,6	13,8



Panamacollection

Design Ludovica + Roberto Palomba

Nata dal desiderio di rievocare l'ondeggiare delle palme mosse dalla brezza marina e la levigatezza delle pietre modellate dall'acqua, la collezione Panama presenta sedie, lounge, sgabelli, lettini, pouf e divanetti dalle ampie forme in cui le linee delle corde intrecciate e attraversate dai raggi del sole danno vita a giochi di luci e ombre.

Panama collection arises from the designer's wish to evoke the cool sea breeze swaying the palm trees and the smoothness of the stones modeled by the water. It consists of chairs, lounge, barstools, sunbeds, poufs and sofas, whose main features are the wide shapes in which the lines of the intertwined ropes crossed by sun's rays create a magical play of lights and shadows.



Panamacollection

rocking sunbed
dove frame
sand colour rope
cushions in mambo sand
deco in mambo sand & white colour







Panamacollection

egg chair
dove frame
sand colour rope
cushions in mambo sand
deco in mambo sand & white colour



Panamacollection

sunbed& coffee table 50x50
dove frame
sand colour rope
cushions in mambo sand
deco in plain beige colour











Panamacollection

living relax armchair & Tribal lamp
dove frame
sand colour rope
cushions in plain white & plain beige colour
deco in mambo sand colour




Panamacollection

hammock & Tribal lamp
dove frame
sand rope
cushions in mambo sand colour
deco in plain white & ocean fantasy colour







Panamacollection

bar stool
red frame
red colour rope








Panamacollection

living relax armchair
red frame
red colour rope
cushions in twill rust colour
deco in twill rust & outmap plum colour











Panamacollection

lounge armchair
graphite frame
dark grey rope



Panamacollection

living armchair
graphite frame
dark grey rope
deco in ocean pattern







Panamacollection

lounge armchair, pouf & coffee table 50x50
graphite frame
dark grey rope
cushions in twill black colour
deco in ocean pattern

















Panamacollection

lounge armchair, pouf, coffee table 70x70 & Tribal lamp
teal green frame
teal green rope
deco in ocean pattern







Panamacollection

Design Ludovica + Roberto Palomba



	Width	Depth	Height	H.seat
cm	140	64	74	38
inch	55,1	25,2	29,1	15,0




Finishing

Aluminium frame



Synthetic rope



Gres table top



	Width	Depth	Height	H.seat
cm	72	63	74	38
inch	28,3	24,8	29,1	15,0



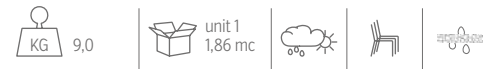
	Width	Depth	Height	H.seat
cm	100	89	107	34
inch	39,4	35,0	42,1	13,4



Seat fabric cushions / pillows fabric 60x60 60x40 45x45 45x25 (optional)



LOUNGE SOFA / CODE: PANDIVLON



	Width	Depth	Height	H.seat
cm	165	98	107	34
inch	65.0	38.6	42.1	13.4



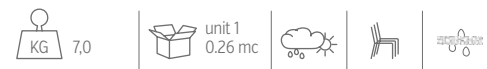
BERGER ARMREST / CODE: PANBER



	Width	Depth	Height	H.seat
cm	92	90	110	30
inch	36.2	35.4	43.3	11.8



POUF / CODE: PANPOF




	Width	Depth	Height
cm	100	69	34
inch	39.4	27.2	13.4



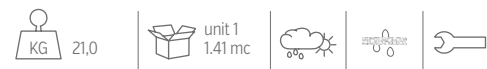
SUNBED / CODE: PANLET



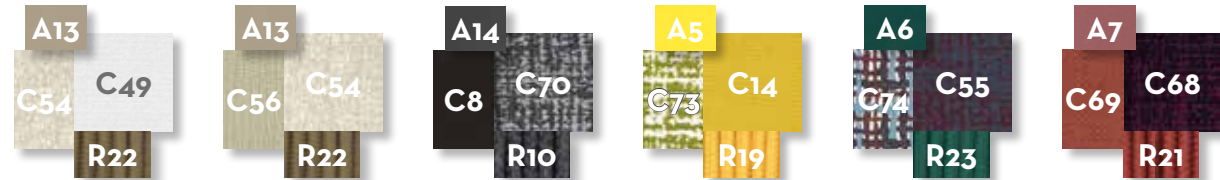
	Width	Depth	Height	H.seat
cm	156	76	78	40
inch	61.4	29.9	30.7	15.7



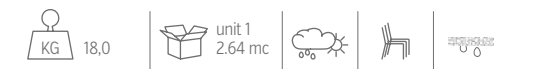
LIVING RELAX ARMCHAIR / CODE: PANLIVREX




	Width	Depth	Height	H.seat
cm	160	125	105	45
inch	63.0	49.2	41.3	17.7



DAYBED / CODE: PANBED



	Width	Depth	Height	H.seat	H.cushion
cm	170	188	74	40	8
inch	66.9	74.0	29.1	15.7	3.1

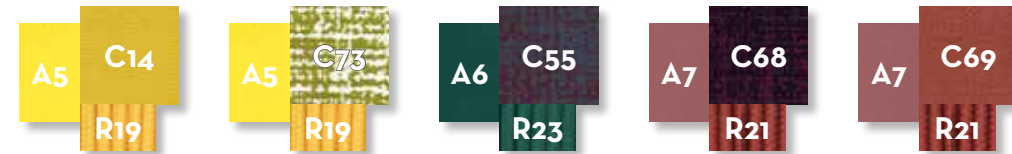


ROCKING SUNBED / CODE: PANROCKET

KG 20,0 | unit 1 3.03 mc | ☀️ | 🪑



	Width	Depth	Height	H.seat	H.cushion
cm	180	127	122	31	4
inch	70,9	50,0	48,0	12,2	1,6

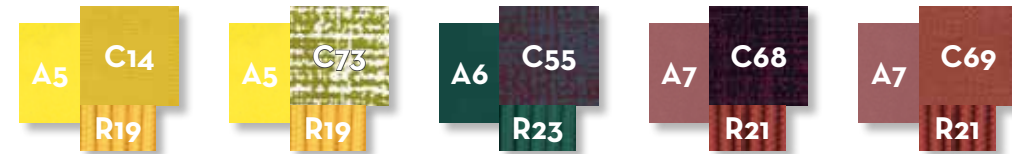


HAMMOCK / CODE: PANA

KG 44,0 | unit 1+1 1.26 mc | ☀️ | 🪑



	Width	Depth	Height	H.seat
cm	302	100	96	35
inch	118,9	39,4	37,8	13,8

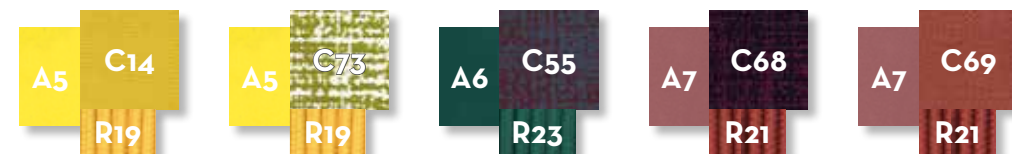


EGG CHAIR WITH ROTATING BASE / CODE: PANEGG + PANEGG-BSE

KG 53,0 | unit 1+1 1.18mc | ☀️ | 🪑



	Width	Depth	Height	H.seat
cm	98	91	140	38
inch	38,6	35,8	55,1	15,0



EGG CHAIR WITH SUSPENDED SEAT FRAME / CODE: PANEGG + PANEGG-STR

KG 86,0 | unit 1+1+1 1.6 mc | ☀️ | 🪑



	Width	Depth	Height	H.seat
cm	104	110	210	48
inch	40,9	43,3	82,7	18,9



COFFEE TABLE 50X50 / CODE: PANTC50

KG 15,0 | unit 1 0.16 mc | ☀️ | 🪑



	Width	Depth	Height
cm	50	50	45
inch	19,7	19,7	17,7



COFFEE TABLE 70X70 / CODE: PANTC70

KG 15,0 | unit 1 0.22 mc | ☀️ | 🪑



	Width	Depth	Height
cm	70	70	40
inch	27,6	27,6	15,7



DINING ARMCHAIR / CODE: PANPP

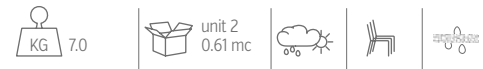
KG 5,0 | unit 4 0.52 mc | ☀️ | 🪑



	Width	Depth	Height	H.seat
cm	68	58	73	45
inch	26,8	22,8	28,7	17,7



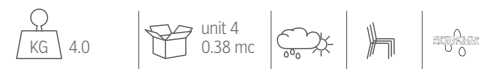
DINING ARMCHAIR HIGH BECKREST / CODE: PANPPA



	Width	Depth	Height	H.seat
cm	70	69	110	45
inch	27,6	27,2	43,3	17,7



DINING CHAIR / CODE: PANSP



	Width	Depth	Height	H.seat
cm	56	53	80	43
inch	22,0	20,9	31,5	16,9



BAR STOOL / CODE: PANSGA



	Width	Depth	Height	H.seat
cm	54	50	90	76
inch	21,3	19,7	35,4	29,9






Alabamacollection // Alu

Design Marco Acerbis

Il tratto sofisticato del design italiano e la nobiltà della tradizione artigiana: questa sintesi dà vita alla collezione Alabama. Un modello raffinato e contemporaneo con sedute comode e dimensioni contenute, in grado di soddisfare ogni esigenza di spazio e di stile. La struttura in alluminio, che fornisce stabilità al prodotto, si sposa con il listello in teak, dal colore caldo che rifinisce lo schienale ed i braccioli, diversi materiali per creare un'alchimia perfetta con il contesto che lo circonda.

The sophisticated line of Italian design and the nobility of the artisan tradition: this union gives life to the Alabama collection. A refined and contemporary style with comfortable seats and contained dimensions, able to satisfy every need of space and style. The aluminum structure, which provides stability to the product, is perfectly combined with the teak slat, which with its warm color refines the backseat and the armrests. Different materials to create a perfect chemistry with the surrounding context.





Alabamacollection

// Alu

sunbed
graphite frame
textilene in silver black colour





Alabamacollection
// Alu

dining armchair
graphite frame
cushions in dark grey colour
ebi table top with minorca base



Alabamacollection
// Alu

rocking chair
white frame
cushions in light grey colour









Alabama collection // Alu

Design Marco Acerbis

Finishing

Aluminium frame



white



graphite

Syntetic elastic belt



dark grey



light grey

Cushions fabric



dark grey



light grey

Textilene



white



silver black

Wood slats



teak



light concrete




dark concrete

SOFA / CODE: ALAALUDIV




	Width	Depth	Height	H. armrest	H. seat	H. cushion
cm	180	85	80	56	37	15
inch	70,9	33,5	31,5	22,0	14,6	5,9



LIVING ARMCHAIR / CODE: ALAALUPL



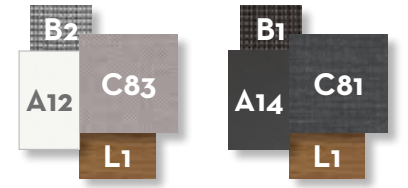
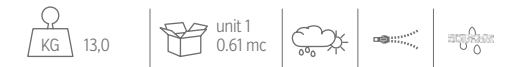
	Width	Depth	Height	H. armrest	H. seat	H. cushion
cm	85	85	80	56	37	15
inch	33,5	33,5	31,5	22,0	14,6	5,9



ROCKING CHAIR / CODE: ALAALUPD



	Width	Depth	Height	H. armrest	H. seat	H. cushion
cm	85	90	80	56	37	15
inch	33,5	35,4	31,5	22,0	14,6	5,9



COFFEE TABLE / CODE: ALAALUTC2



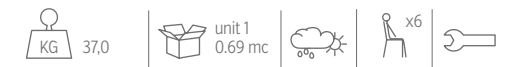
	Width	Depth	Height
cm	110	70	30
inch	43,3	27,6	11,8



DINING TABLE 160X90 / CODE: ALAALUTP160




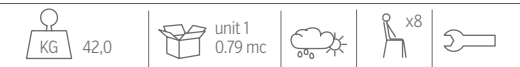
	Width	Depth	Height
cm	160	90	74
inch	63,0	35,4	29,1



DINING TABLE 220X100 / CODE: ALAALUTP220



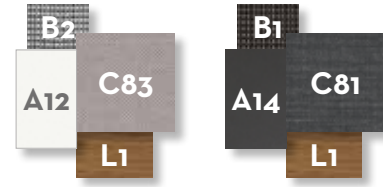
	Width	Depth	Height
cm	220	100	74
inch	86,6	39,4	29,1



DINING ARMCHAIR / CODE: ALAALUPP



	Width	Depth	Height	H. armrest	H. seat	H. cushion
cm	61	66	86	66	45	7
inch	24,0	26,0	33,9	26,0	17,7	2,8



SUNBED / CODE: ALAALULET



	Width	Depth	Height
cm	197	85	30
inch	77,6	33,5	11,8





Milocollection

Design Marco Acerbis

Eleganza romantica, attenzione ai dettagli, la collezione Milo è costruita sartorialmente come un abito. Toccare è permesso, anzi, è obbligatorio. Questo il concept intorno al quale ruota il progetto di Marco Acerbis. Il risultato finale è una famiglia di oggetti che hanno tutti un animo forte, pur inserendosi nell'arredo senza arroganza. La linea è morbida ma rigida, colorata ma con equilibrio, moderna ma senza tempo.


Romantic elegance. Attention to details. Tailored as a perfect dress. Touching is allowed, no, it is compulsory. This are some of the ideas that Marco Acerbis kept in mind while sketching this collection. The result is a very lively family of objects that have a strong character and yet do know their place without being too arrogant. It is soft yet rigid, colorful but with balance, modern but timeless.



Milocollection

living armchair & coffee table d50
white frame
light grey rope
cushions in silver colour
deco in plain sky colour









Milocollection

living armchair
dove frame
dark beige rope
cushions in warm white colour
deco in peach colour

Milocollection

dining armchair & extending alu dining table 200x100
frame & textilene dove colour







Milocollection

sofa, living armchair & coffee table d70-d100
graphite frame
light grey rope
cushions in dark grey colour
deco in dark grey & plain ochre colour
quadro carpet ø 300 dark grey













Milocollection

dining chair & extending dining table 200x100
white frame
cushions in light grey colour
top in gres white colour





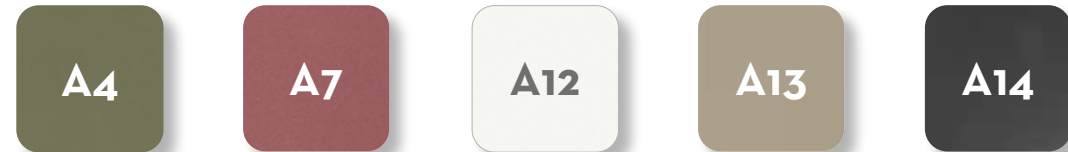


Milocollection

Design Marco Acerbis

Finishing

Aluminium frame



reed green, red, white, dove, graphite

Seat textilene



white, dove, silver black, red, white, dark grey, beige

Seat cushion (only for dining armchair)



warm white, dark grey, light grey, dark grey, silver

Seat / back fabric cushions



warm white, dark grey, silver, light grey, dark beige

Pillows fabric ø40 45x45 (optional)



mélange beige, peach, warm white, dark grey, silver

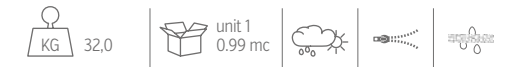


plain ochre, plain sky, plain white

SOFA 3 SEATER / CODE: MLOCDIV3



	Width	Depth	Height	H. seat	H. cushion
cm	228	79	70	36	14
inch	89,8	31,1	27,6	14,2	5,5



SOFA 2 SEATER / CODE: MLOCDIV2



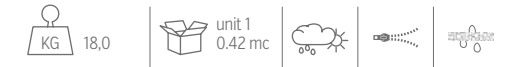
	Width	Depth	Height	H. seat	H. cushion
cm	165	79	70	36	14
inch	65,0	31,1	27,6	14,2	5,5



LIVING ARMCHAIR / CODE: MLOCPPL



	Width	Depth	Height	H. seat	H. cushion
cm	100	79	70	36	14
inch	39,4	31,1	27,6	14,2	5,5



COFFEE TABLE D100 / CODE: MLOTCT100



	Width	Depth	Height
cm	100	100	30
inch	39,4	39,4	11,8



COFFEE TABLE D70 / CODE: MLOTCT70



	Width	Depth	Height
cm	70	70	40
inch	27,6	27,6	15,7



COFFEE TABLE D50 / CODE: MLOTCT50



	Width	Depth	Height
cm	50	50	50
inch	19,7	19,7	19,7

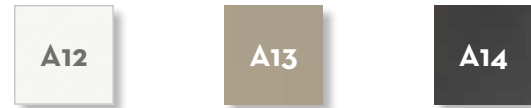


EXTENDING ALU DINING TABLE 160X95 / CODE: MLOTPALU160



	Width	Depth	Height
cm	215	95	76
inch	84,6	37,4	29,9

EXTENDING ALU DINING TABLE 200X100 / CODE: MLOTPALU200




	Width	Depth	Height
cm	260	100	76
inch	102,4	39,4	29,9

EXTRA ALU PANEL 60X100 / CODE: MLOEXT Only for extending table 200x100




	Width	Depth	Height
cm	60	100	3
inch	23,6	39,4	1,2

EXTENDING CERAMIC DINING TABLE 160X95 / CODE: MLOTPCER160




	Width	Depth	Height
cm	215	95	76
inch	84,6	37,4	29,9

EXTENDING CERAMIC DINING TABLE 200X100 / CODE: MLOTPCER200



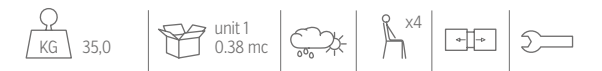
	Width	Depth	Height
cm	260	100	76
inch	102,4	39,4	29,9

EXTRA CERAMIC PANEL 60X100 / CODE: MLOCEREXT Only for extending table 200x100



	Width	Depth	Height
cm	60	100	3
inch	23,6	39,4	1,2

DINING TABLE 120X80 / CODE: MLOTPALU120 2 extension panel included



	Width	Depth	Height
cm	180	80	76
inch	70,9	31,5	29,9

MILO TABLE D 90 / CODE: MLOTAVD90



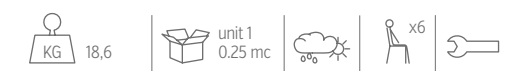
	Width	Depth	Height
cm	90	90	74
inch	35,4	35,4	29,1

MILO TABLE 90x90 / CODE: MLOTAV9090



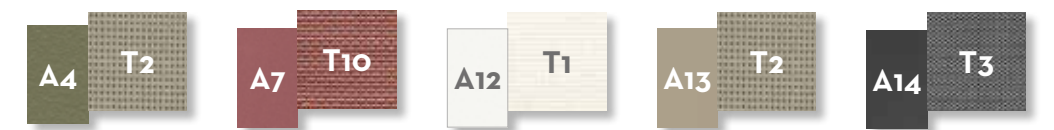
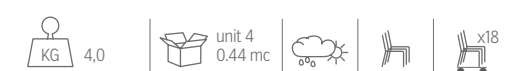
	Width	Depth	Height
cm	90	90	74
inch	35,4	35,4	29,1

MILO TABLE 160x90 / CODE: MLOTAV16090



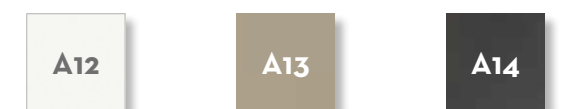
	Width	Depth	Height
cm	160	90	74
inch	63,0	35,4	29,1

DINING ARMCHAIR/ CODE: MLOTXPP




	Width	Depth	Height	H.armrest	H.seat
cm	59	58	89	65	48
inch	23,2	22,8	35,0	25,6	18,9

BENCH / CODE: MLOALUPAN




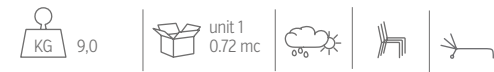
	Width	Depth	Height
cm	180	38	45
inch	70,9	15,0	17,7

SUNBED / CODE: MLOALULET



	Width	Depth	Height
cm	195	77	30
inch	76,8	30,3	11,8

DECK CHAIR / CODE: MLODEC



	Width	Depth	Height	H.armrest	H.seat
cm	63	136	101	60	40
inch	24,8	53,5	39,8	23,6	15,7





Breezcollection

Design Karim Rashid

Firmato Karim Rashid, questo originale lettino prendisole è realizzato interamente in acciaio. La sua forma è un'unica affascinante curva. La sua ergonomia è studiata per accogliere perfettamente il corpo e per garantire il massimo comfort. Il lettino Breez è realizzato interamente in tubolare e rete ad intreccio. Compagno ideale dei vostri momenti di relax a bordo piscina o in giardino, Breez è un oggetto esclusivo e di tendenza che saprà garantire piacevoli sensazioni per tutta l'estate.

Puro design per il tuo relax!

The Breez is the extraordinary outcome of Karim Rashid talent combined with the quality of Made in Italy. Its main feature is its charming and curvy shape. Its ergonomics is perfectly designed to accommodate your body and generate the maximum comfort. Breez sun lounger is made with a tubular frame and a woven mesh base. An ideal companion for lazy moments in your poolside or garden, Breez is an exclusive and trendy item that will guarantee you durable moments and positive sensations during the whole summer. Pure design for your relax!



Breezcollection

Design Karim Rashid

Finishing

Steel frame



white



graphite



dove

Cushions fabric



white

SUNBED / CODE: BRLE




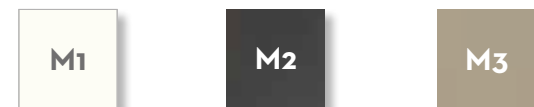
	Width	Depth	Height
cm	170	64	66
inch	66,9	25,2	26



COFFEE TABLE / CODE: BRTAV



	Width	Depth	Height
cm	75	46	23
inch	29,5	18,1	9,1





Breez2.0collection

Design Karim Rashid

Il Breez 2.0 nasce come evoluzione moderna del Breez classico. Lettino realizzato con una struttura in alluminio verniciato in colore bianco. Il rivestimento della struttura è in tessuto Microfeel traspirante anche esso di colore bianco, facile da lavare e resistente agli agenti atmosferici. Con il nuovo Breez 2.0 terrazzi, giardini, bordi piscina e aree wellness avranno un protagonista d'eccezione. Il Breez 2.0 si presta meravigliosamente anche in interni esclusivi e alla moda.

Karim extravagance and creative genius one more time provide a relaxing sunbed with aluminum frame and Microfeel covering. Breez 2.0 is born as a contemporary evolution of our Breez lounge. The new Breez 2.0 exclusive sun lounge expresses a feeling of comfort and well being. This creation, certain to make a statement on terraces, gardens and pool-side, is a beautiful solution for the most exclusive and fashionable interiors as well.



Breez2.0 collection

Design Karim Rashid

Finishing

Aluminium frame



grey

Covering



mash white

SUNBED / CODE: BR2LET



	Width	Depth	Height
cm	174	68	70
inch	68.5	26.8	27.6

21.0 KG |
 unit 1 0.91 mc |
 ☀️





Saccocollection

Design Studio Talenti

Il perfetto incontro tra il totale relax e lo stile inconfondibile della Talenti. In un'unica parola? Sacco. Che sia a bordo piscina o in giardino, singolo o matrimoniale, troverà tutti d'accordo! Comodità, brio e colore in unica linea per l'arredo del tuo esterno. Un prodotto 100% made in Italy. La varietà di colori in cui Sacco viene proposto permetterà di creare angoli trendy ed eleganti perfettamente intonati all'ambiente circostante.

The perfect balance between relax and style. In one word? Sacco. Sacco is a luxury furniture that is functional and at the same time has great personality. Sacco is a collection formulated in materials and finishes that will last over the time. It can be placed at the edge of a swimming pool area or in a garden, it can be 1 seat or 2 seater, everybody will love it! A 100% made in Italy product. All the materials used for this collection are carefully selected to achieve a perfect balance between aesthetics, functionality and comfort.









Sacco collection

Design Studio Talenti

Finishing

Plain single colour fabric



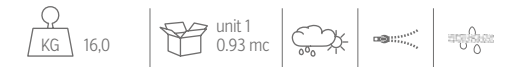
Bicoloured fabric



DOUBLE BEAN BAG / CODE: SCC2



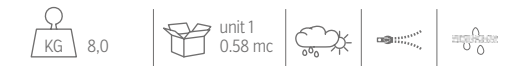
	Width	Depth	Height	H.seat
cm	136	116	71	38
inch	53,5	45,7	28,0	15,0



BEAN BAG SINGLE COLOUR / CODE: SCC



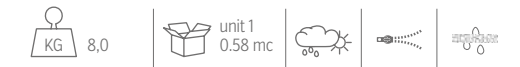
	Width	Depth	Height	H.seat
cm	68	116	71	38
inch	26,8	45,7	28,0	15,0



BEAN BAG BICOLOUR / CODE: SCC



	Width	Depth	Height	H.seat
cm	68	116	71	38
inch	26,8	45,7	28,0	15,0



POUF SINGLE COLOUR / CODE: SCCPUF



	Width	Depth	Height
cm	68	65	38
inch	26,8	25,6	15,0



POUF BICOLOUR / CODE: SCCPUF



	Width	Depth	Height
cm	68	65	38
inch	26,8	25,6	15,0



Materials

Alluminio / Aluminium



Reed green



Yellow



Teal green



Red



White



Dove colour



Graphite



Mokka



Blue

Inox / Stainless steel



White



Graphite



Dove colour

Materials

Alluminio: Grazie alla fusione di più leghe di alluminio che ne garantiscono solidità, maneggevolezza ed inattaccabilità alla ruggine, è un materiale di elevata qualità e permette di raggiungere i massimi risultati qualitativi ed estetici.

Inox: L'acciaio inossidabile è un materiale che, grazie alla sua alta resistenza alla corrosione e alle caratteristiche meccaniche di rilievo, risulta maggiormente duraturo e affidabile nel tempo.

Acciaio: Lega di ferro e carbonio con percentuale di carbonio inferiore al 2% trattata per resistere agli agenti atmosferici con il processo della cataforesi e verniciatura a polvere.

Manutenzione: Per mantenere a lungo il prodotto in buone condizioni, consigliamo una corretta pulizia periodica, particolarmente frequente in località caratterizzate da forte umidità e clima marino. Si raccomanda di pulire le superfici con un panno morbido utilizzando acqua o detersivi neutri. Prolungate ed ininterrotte esposizioni a intense radiazioni UV o a temperature molto rigide possono incidere sulle caratteristiche iniziali del rivestimento estetico colorato costituito da poliestere. Consigliamo di pulire e conservare in luoghi riparati i prodotti durante periodi d'inutilizzo prolungato e invernali.

Aluminum: Thanks to the fusion of several aluminum alloys that guarantee solidity, manageability and rust resistance, it is a material of high quality and allows to reach the maximum qualitative and aesthetic results.

Inox: Stainless steel is a material that, thanks to its high resistance to corrosion and to the mechanical characteristics of relief, is more durable and reliable over time.

Steel: Iron and carbon alloy with carbon percentage less than 2% treated to resist to the atmospheric agents with the cathoresis process and powder coating.

Maintenance: To keep the product in good condition for a long time, we recommend a regular cleaning period, particularly frequent in places characterized by high humidity and marine climate. We recommend cleaning the surfaces with a soft cloth using water or neutral detergents. Prolonged and uninterrupted exposures to intense UV radiation or at very low temperatures can affect the initial characteristics of the colored polyester coating. We recommend cleaning and storing products in sheltered areas during long periods of non-use and winter.

Materials

Corde sintetiche / Synthetic ropes



Light grey



Dark grey



Dark grey



Yellow



Red



Sand



Teal green



Beige



Light grey



Dark beige

Doppia treccia costruita con anima in nylon e copertura in olefin multi filamento, resistente ai raggi UV.

Per la pulizia si raccomanda di utilizzare acqua e detersivi liquidi non abrasivi con PH neutro ed incolore.

The double braid made with nylon core and multi-filament olefin cover is resistant to UV rays.

It is recommended to clean with water and non-abrasive liquid detergents, use only products with neutral PH and colourless.

Materials

Corde sintetiche imbottite / Synthetic padded ropes



Grey



Red



Tapioca



Graphite



True navy blue

Doppia treccia costruita con anima in gomma e copertura in olefin multi filamento, resistente ai raggi UV.

Per la pulizia si raccomanda di utilizzare acqua e detersivi liquidi non abrasivi con PH neutro ed incolore.

The double braid made with rubber core and multi-filament olefin cover is resistant to UV rays.

It is recommended to clean with water and non-abrasive liquid detergents, use only products with neutral PH and colourless.

Materials

Legni / Wood



Teak



Accoya natural teak colour

Teak: Materiale di elevata qualità ideale per la realizzazione di mobili da esterno perché estremamente resistente ai cambiamenti di temperatura, all'acqua, all'umidità e alla salsedine.

Accoya è una nuova varietà di legname di eccezionale durabilità, questo legno dalle elevate prestazioni viene prodotto con materie prime sostenibili e gestite in maniera ottimale, non è tossico ed è inoltre dotato di una stabilità dimensionale e di una durabilità in grado di superare quella dei migliori legni duri tropicali.

Iroko: particolare tipo di legno dotato di numerose proprietà meccaniche, fisiche e tecnologiche: la capacità di opporsi alle sollecitazioni esterne e l'attitudine a lasciarsi lavorare nonostante la sua durezza. La particolare stabilità e la medio-alta durezza conferiscono a questo legno una buona resistenza alle deformazioni e ne garantiscono una durata nel tempo davvero eccellente.

Trattandosi di un materiale naturale si potrebbero osservare variazioni di colore o anche crepe dovute al grado di umidità ed ai bruschi cambiamenti di temperatura. Qualora non ricevesse alcun trattamento di manutenzione, mediante l'applicazione periodica di comuni e specifici protettivi a base olio, la superficie potrebbe prendere una patina grigio argento che potrà essere eliminata con una leggera carteggiatura superficiale e successiva lucidatura con panno di iuta. Piccole macchie superficiali dovute ad olio o altri prodotti alimentari dovranno essere rimosse tempestivamente, prima che il legno possa assorbirle in profondità, carteggiando la superficie interessata e lucidandola successivamente con un panno di iuta.

Teak: High quality material suitable for outdoor furniture because it is extremely resistant to changes in temperature, water, humidity and saltiness.


Accoya is a new variety of wood characterized by an exceptional durability. This wood shows very good performances and is produced with sustainable raw material, managed in an optimal way. It is not toxic and it has got a dimensional stability. Its durability is much higher than the one of the best hard tropical wood.

Iroko: particular type of wood with numerous mechanical, physical and technological properties: its resistance to external stress and workability despite its hardness. The particular stability and medium-high hardness give this wood a good flexural strength resistance to deformation and guarantee excellent durability.


Being a natural material, colour variations or even cracks due to the degree of humidity and sudden changes in temperature may be observed. If no maintenance treatment is received, through the periodic application of common and specific protective oil-based, the surface may take a silver-gray patina that can be easily removed with a light surface sanding down and subsequent polishing with a jute cloth. Small superficial stains due to oil or other food products must be removed promptly, before the wood can absorb them in depth, sanding down the affected surface and then polishing it with a jute cloth.

Materials

Cinghie elastiche / Elastic belt



Dark grey



Light grey

Ottenute mediante la tessitura di materiali sintetici studiati per permettere di essere usata all'esterno.

Si consiglia di evitare il contatto prolungato con sostanze grasse e/o coloranti che potrebbero venir assorbite dal materiale di rivestimento e dare luogo, di conseguenza, a macchie permanenti e rischiare di deteriorare la struttura del filato. Si consiglia di evitare l'utilizzo di solventi.

Utilizzare acqua e detersivi liquidi non abrasivi con PH neutro ed incolore.

Obtained through the weaving of synthetic materials especially conceived outdoor use.

We recommend to avoid prolonged contact with greasy substances and / or dyes which could be absorbed by the covering material used and consequently cause permanent stains and risk to deteriorate the structure of the yarn. It is advisable it is suggested to avoid the use of solvents. Use water and non-abrasive liquid detergents with neutral PH and colourless.

Materials

Vitter



Light metal



Dark grey

Il Vitter è un durevole laminato compatto di ultima generazione, senza formaldeide che ha come caratteristica esclusiva quella di essere tutto colore, interno ed esterno.

Caratteristiche principali:

- interamente impermeabile
- ignifugo ed autoestinguente (classe B-s2, d0)
- altissima resistenza agli urti e ai graffi
- resiste all'uso di detergenti chimici aggressivi
- adatto al contatto diretto con gli alimenti
- non trattiene odori e sapori
- antibatterico, per rispondere ai più severi requisiti igienici.

In caso di sporco ostinato o incuria rimuovete prima con un panno morbido e umido eventuali depositi di materiale secco, senza sfregare per non rigare la superficie.

Utilizzate poi una spugna morbida non abrasiva e un detergente domestico, lavate la superficie con il detergente e risciacquate con acqua tiepida, quindi asciugate bene.

Vitter is the latest generation compact laminate formaldehyde-free characterized by a durable surface, with the unique feature of being full colour, inside and outside.

Main features:

- it is completely waterproof
- it is flame-retardant and self-extinguishing (class B-s2, d0)
- it has a very high resistance to impacts and scratches
- it is resistant to the use of aggressive chemical detergents
- it is suitable for direct contact with food
- it does not retain odours or flavours
- it is antibacterial, to meet the most stringent hygiene requirements.

In case of stubborn dirt or lack of care, we recommend to first remove any dry deposits with a soft and damp cloth, without rubbing to avoid scratching the surface.

Then use a soft, non-abrasive sponge and a household detergent, wash the surface with the detergent and rinse with warm water, at the end dry thoroughly.

Materials

Gres / Stoneware



Pearl



Charcoal



White



Dark grey



Calacatta



Calacatta



Beige



Ceppo di gré



Limestone sand



Grey moon



Light concrete



Dark concrete

Il gres, grazie alle sue eccellenti proprietà fisiche e meccaniche, risulta essere ideale per uso esterno, essendo inattaccabile dagli agenti atmosferici e inalterabile ai raggi UV. Grazie all'utilizzo di materiali puri compattati tra loro ad alte temperature, senza l'aggiunta di resine sintetiche, il gres risulta molto resistente agli urti e alla flessione.

Per la pulizia dei piani in gres si consiglia l'utilizzo di un panno inumidito con acqua e detergente neutro da risciacquare ed asciugare con un panno asciutto. Nella fase di lavaggio porre particolare attenzione al fine di evitare l'accumulo di sporco o calcare.

The stoneware, thanks to its excellent physical and flexural strength, turns out to be ideal for outdoor use, being unaffected by atmospheric agents and unalterable to UV rays. Composed of pure ingredients compacted at high temperatures, without the addition of synthetic resin.

For the cleaning of stoneware tops it is advisable to use a damp cloth with water and a neutral detergent to be rinsed and dried with a dry cloth. During the washing phase, pay particular attention to avoid the accumulation of dirt.

Materials

Cemento / Concrete



Beige cement



Grey cement



Blue cement

Il cemento è un materiale naturale e, in quanto tale, durante il suo processo produttivo possono verificarsi leggere sfumature e variazioni delle tonalità dell'impasto cementizio, che caratteristica portante del materiale e della tecnologia.

Le fibre sono una componente dell'impasto cementizio e conferiscono al cemento Ductal la sua estrema resistenza e flessibilità. Se la finitura scelta è molto levigata, le fibre possono intravedersi sulla superficie e devono essere accettate come caratteristica intrinseca alla finitura.

I piani in cemento, specialmente di grandi dimensioni, non sono perfettamente planari a causa della natura stessa del materiale e della sua lavorazione artigianale.

Micro cavillature da ritiro, devono essere accettate come fenomeno naturale della lavorazione del materiale.

Piccoli fori e bolle possono apparire sulla superficie dei prodotti in cemento. Essi sono una naturale conseguenza del processo produttivo e parte integrante delle caratteristiche del materiale. Il loro aspetto e la loro quantità varia da finitura a finitura. I fori inferiori a 4 mm di diametro vengono lasciati tali, mentre di norma vengono stuccati quando superano il diametro di 5 mm.

Il cemento è un materiale poroso che tende ad assorbire i liquidi che entrano in contatto con la sua superficie, per questo va protetto con dei prodotti appositi; antidegrado ed antimacchia. È importante quindi evitare il ristagno dei liquidi sui piani e specialmente il contatto prolungato tra cemento e oggetti bagnati quali vasi, bottiglie, bicchieri o teli di plastica: una non corretta evaporazione dei liquidi può causare infatti macchie difficilmente removibili dai manufatti.

Eseguire una pulizia superficiale con l'utilizzo di una soluzione di acqua e detergente neutro con basso contenuto di cera (es. prodotti per pavimenti in marmo). Per macchie insistenti, è possibile utilizzare soluzioni che contengono ammoniaca/candeggina diluita al 10%, cioè 1 parte di candeggina su 10 parti di acqua.

Cement is a natural material and due to its nature it may present slight nuances and variations in its combination, which is a key characteristic of the material and production technology.

Fibres are a component of the cement mix and give the Ductal cement its extreme strength and flexibility.

If the chosen finish is highly polished, fibres may be visible on the surface and must be accepted as an intrinsic feature of the finish.

Cement top and flat surfaces, especially the large ones, are not perfectly flat due to the nature of the material and its craftsmanship.

Micro shrinkage cracks must be accepted as a natural phenomenon of the material's workmanship.

Small holes and bubbles may appear on the surface of cement products. They are a natural consequence of the production process and an integral part of the material's characteristics.

Their appearance and quantity varies from finish to finish.

Holes smaller than 4 mm in diameter are left as they are, while they are normally grouted when they exceed 5 mm in diameter.

Cement is a porous material that tends to absorb liquids which get in contact with its surface, which is why it must be protected with special products such as anti wear sealant and Anti stain sealant. It is therefore important to avoid the stagnation of liquids on the surfaces and especially the prolonged contact between cement and wet objects such as vases, bottles, glasses or plastic sheets: incorrect evaporation of liquids can cause stains that are difficult to remove.

Clean the surface with water and neutral detergent with a low content of wax (for ex. marble flooring products). Stubborn stains can be cleaned by using a solution containing 10% diluted ammonia/bleach, which is 1 part bleach for 10 parts water.

Materials

100% Polyethylene



White



Dove colour



Graphite

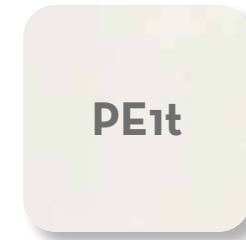


Red




Blue

100% Translucent polyethylene



White



Dove colour



Graphite

Il polietilene è un materiale plastico molto adatto all'arredo esterno. Ha una superficie particolarmente pratica, lavabile, resistente ai raggi UV e agli agenti atmosferici nel corso del tempo. Ha un'elevata resistenza agli urti, una resistenza eccellente alla corrosione e ai prodotti chimici.

Non è penetrabile da liquidi come acqua, soluzioni saline o alcool.

Non utilizzare acidi ossidanti, quali acido Nitrico, acido solforico o alogeni.

Polyethylene is a plastic material that is perfectly suitable for outdoor furniture. Its surface is particularly practical, washable, UV and weather-resistant over the time.

Not penetrable by liquids such as water, salt solutions or alcohol, this material stands out also for its high-impact resistance and its excellent resistance to corrosion and chemicals.

Do not use oxidising acids, such as nitric acid, sulphuric acid or halogens.

Materials

100% Polyurethane tech



White



Dove colour



Graphite

Il poliuretano Tech è un poliuretano strutturale quindi non necessita di alcuna struttura metallica interna. È un materiale ad alta densità (600-700 Kg/m³) che permette di realizzare qualsiasi forma, con spessori anche molto sottili. Ha un'elevata resistenza agli urti, ben superiore a quella dei tradizionali rigidi strutturali, mantenendo comunque una gradevole elasticità in termini di comfort. Ha una buona resistenza al graffio.


Pulire le sedute in poliuretano è molto semplice, pratico e veloce. Per prima cosa è necessario rimuovere lo sporco dalla seduta, per garantire la durata dei prodotti pulisci le superfici utilizzando solo acqua tiepida e sapone neutro. Non utilizzare solventi aggressivi come l'acetone o detersivi a base di benzine e alcalini che possono aggredire chimicamente il materiale compromettendone estetica e integrità strutturale.

The polyurethane Tech is a structural polyurethane, therefore it does not need any inner metallic structure. Is a high density material (600-700 Kg/m³) that enables to make any shape with very thin designs. Tech has a high shock resistance, much higher if compared to traditional structural rigid PU, keeping at the same time a good elasticity in terms of seating comfort. It has a good resistance to scratches too.

Cleaning polyurethane seats is very simple, practical and fast. First of all, it is necessary to remove the dirt, then you must moisten a cloth with water and with a suitable specific product that is not too aggressive. To ensure the durability of the products, clean the surfaces using only warm water and neutral soap. Do not use aggressive solvents such as acetone or petrol and alkaline based detergents which can chemically attack the material compromising its aesthetics and structural integrity.

Materials

Textilene




White



Dove



Silver black



Silver



Dove



Coffee



Red

Il Textilene è una fibra di poliestere protetta da un rivestimento in PVC. Le fibre vengono poi legate insieme in modo da ottenere una sostanza fibrosa particolarmente solida è permanente, resistente allo stiramento ed immune da strappi. La caratteristica più importante è la sua elasticità, offre un'eccellente resistenza alle muffe e alle macchie, e presenta un trattamento superficiale contro la degradazione UV.

Il textilene può essere pulito semplicemente con un panno di spugna con acqua saponata. Abrasivi e solventi devono essere assolutamente evitati! Si asciuga molto rapidamente a causa della loro struttura aperta.

Textilene is a polyester fiber protected by a PVC coating. The fibers are bonded together so in order to obtain a particularly solid fibrous material which is durable, resistant to stretching and wear resistant too. The most important characteristic is its elasticity, offers excellent resistance to inhibits mold and stains, and has a surface treatment against UV degradation.

Textilene can simply be cleaned with a sponge cloth with soapy water. Abrasives and solvents must absolutely be avoided! It dries very quickly due to their open structure.

Materials



Tessuto 100% acrilico, idrorepellente / 100% acrylic fabric, water repellent



White



Blue



Dove



Grey



Peach



Blu ice

Materials



Tessuto 100% polyolefinic / 100% polyolefinic fabric



Mambo canvas



Mambo light blue



Taupe



Stripe canvas



Stripe light blue



Quadro taupe



Mélange beige



Plain white



Mambo sand



Plain beige



Black



Plain grey



Plain ochre



Plain bordeaux



Plain sky

Materials




Tessuto 100% pp / 100% pp fabric



Outmap turquoise



Outmap plum




Outmap grey



Outmap olive



Outcross sky



White-grey



Grey



Stripe grey



Green



Stripe green



Dove



Dove grey



Stripe blue



Burgundy red



White

Materials



Tessuto 100% olefyn, idrorepellente / 100% olefyn fabric, water repellent



Dark dark



Light grey mèlange



Dark grey



Warm white



Dark grey



Light grey




Dark grey



Silver



Plain white



Indian red



Mouse grey



True navy blue

Materials



Tessuto 100% pl FR, infiammabile classe 1 / 100% fabric pl FR, flammability class 1



Twill black



Twill yellow



Ocean pattern




City life pattern



Twill rust

Materials

Cover



Realizzato con un accoppiato in 3 strati. I due strati esterni sono di propilene ed hanno funzione sia estetica, sia di protezione della membrana interna. La membrana interna è il tessuto tecnico che svolge la maggior parte del lavoro e che ha le proprietà di permeabilità all'aria e impermeabilità. Lavaggio: acqua e sapone, no lavaggio a macchina o a secco.

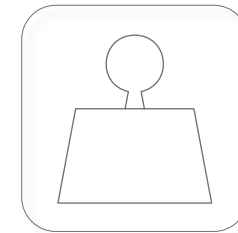
- Composizione tessuto: polipropilene
- Peso del tessuto: gr 170 circa
- Resistenza alla lacerazione (chiodo): N(MD) 180 - norma EN12310-1
- Resistenza alla penetrazione d'acqua: mm 1200 - norma EN 1928
- Permeabilità all'aria I/(mq-s): norma EDANA 140.2-99
- Trasmissione del vapore acqueo: Sd value m 0,051 - norma EN 12752.
- Protezione contro i raggi UV 500/1000 ore

It is made of three coupled layers. The external ones are made of propylene whose function is not only the aesthetic one, since it also protects the internal membrane. Such membrane is the technical fabric that plays the most important role: the permeability to air and the impermeability. Washing: to wash with soap and water, do not wash in washing machine or dry cleaning.

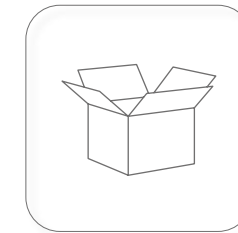
- Composition of the fabric: propylene
- Weight of the fabric: about gr 170
- Resistance to laceration (nail): N(MD) 180 - EN12310-1 Standard
- Resistant to water penetration: mm 1200 - EN 1928 Standard
- Resistance to air penetration I/(mq-s): EDANA 140.2-99 Standard
- Water vapor transmission: Sd value m 0,051 - regulation EN 12752.
- protection against UV 500/1000 hours

Technical information


Legenda / Legend



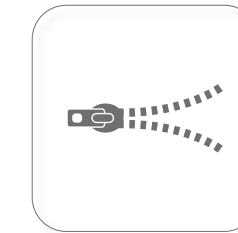
Peso netto KG
Net weight KG



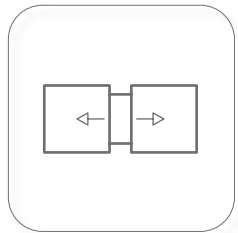
Unità per imballo
Unit for box



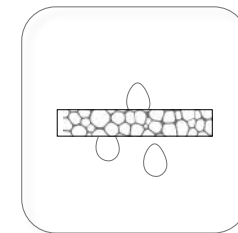
Resistente alle intemperie
Weather-resistant



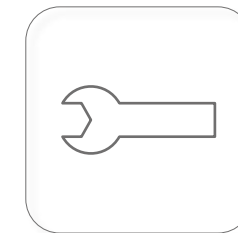
Cuscineria sfoderabile
Removable lining



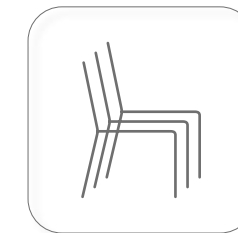
Tavolo allungabile
Extending table



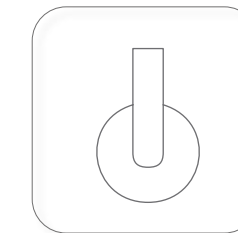
Imbottitura in dry foam
Quick dry foam padding



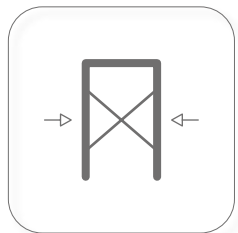
Articolo da assemblare
To assemble



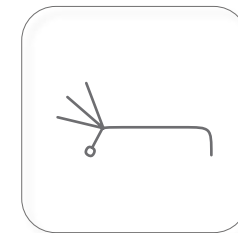
Impilabile
Stackable



Piedini con ruote
Feet with wheels



Pieghevole
Folding



Schienale reclinabile
Recliner backrest



Sedute per tavolo
Table seats




Impilate a carrello
Stacked on trolley




Facile da pulire
Easy clean



Provisto di illuminazione
With lighting system



Alimentazione a batteria
Battery powered



Alimentazione a 220V
220V power supply

Per ogni articolo sono indicate caratteristiche, dimensioni, peso, numero dei pezzi nell'imballo, materiali e colori.

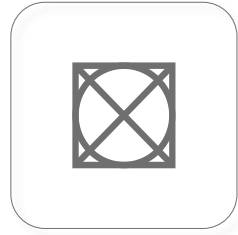
For each item are provided features, sizes, weight, packaging, material, available colours.

Technical information

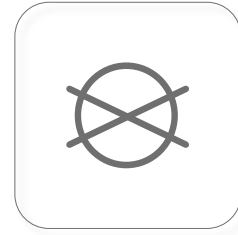
Legenda / Legend



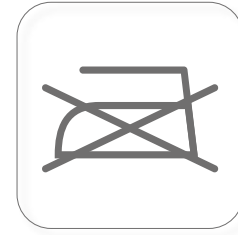
Lavare a mano
Hand wash



Non asciugare a tamburo
Not machine dryable



Non lavare a secco
Not dry cleanable



Non stirare
Do not iron



Non usare candeggina
Do not use bleach

Per ogni articolo sono indicate caratteristiche, dimensioni, peso, numero dei pezzi nell'imballo, materiali e colori.

For each item are provided features, sizes, weight, packaging, material, available colours.

CONDIZIONI GENERALI DI VENDITA

1. I colori, disegni e misure dei prodotti presenti nel catalogo sono indicativi. La Talenti Spa ha facoltà di eliminare o modificare i modelli delle proprie collezioni senza alcun preavviso.
2. I prezzi dei modelli standard sono espressi nello specifico listino prezzi fornito dall'azienda. Per quanto riguarda gli articoli su misura il preventivo verrà tempestivamente fornito dalla Talenti dietro richiesta del cliente.
3. L'acquirente è tenuto a controllare sempre la merce e ad indicare nel DDT la data di ricevimento, la persona che la riceve ed il timbro della ditta, nonché le eventuali anomalie nel materiale. Talenti Spa accetterà esclusivamente reclami presentati entro 5 (cinque) giorni dal ricevimento della merce.
4. La Talenti Spa con la consegna al vettore in nessun caso risponde dei rischi a cui la merce è sottoposta durante il trasporto. Quindi eventuali ammanchi, rotture, deterioramenti o manomissioni sono a totale carico dell'acquirente.
5. Gli ordini dovranno essere fatti per scritto utilizzando i codici, descrizioni e prezzo come da catalogo e listini prezzi relativi.
6. Per ogni controversia è competente il foro di Terni (Italia).

GENERAL CONDITIONS OF SALE

1. The colours, drawings and sizes of the products in this catalogue are approximate. Talenti Spa reserves the right to discontinue or change the models in its collections at any time without advance notice.
2. The prices of the standard models are expressed in the specific price list that Talenti Spa will provide. Concerning customized items the offer will be immediately made and provided by Talenti Spa on request of the customer.
3. The purchaser is always required to inspect the goods and indicate on the transport document the date of receipt, the person who received it and the company's stamp, as well as any anomalies found in the material. Talenti Spa will not accept any claims presented more than 5 (five) days after receipt of the goods.
4. Once Talenti Spa has delivered products to the carrier, it is no longer responsible for risks these are subject to during transport. The purchaser is thus totally responsible for any missing pieces, breakage, deterioration or tampering.
5. Orders must be in writing using the codes, descriptions and prices shown in the catalogue and price lists.
6. The Court of Terni (Italy) will be exclusively competent for any disagreements.

INFORMATIVA AI SENSI ART.13 D. Lgs. n. 196/03

"Codice in materia di protezione dei dati personali"
Il trattamento dei dati personali si svolge nel rispetto dei diritti e delle libertà fondamentali, con particolare riferimento alla riservatezza e al diritto alla protezione. Il trattamento viene effettuato per adempiere ad obblighi amministrativo-contabili e fiscali e per l'esecuzione degli obblighi contrattuali. I Vs. dati possono essere comunicati, oltre che a tutti gli incaricati del trattamento all'interno dell'azienda, a consulenti amministrativi, contabili e legali, ad Istituti Bancari.

Titolare del trattamento è TALENTI SPA avente sede legale in Strada Amerina km 4,5, 05022 - Amelia (Tr) - Italy
 Al Titolare del trattamento ci si potrà rivolgere per far valere i diritti previsti dall'art. 7 del D.Lgs 196/03.

NOTICE UNDER DL 196/2003, THE PRIVACY LAW

Your personal information will be handled with respect for your rights and fundamental liberties and with particular reference to confidentiality and the right of protection. Your information will be handled to fulfil our administrative, accounting and tax obligations and to fulfil our contractual obligations. In addition to the company's employees assigned to handle your information internally, it may also be communicated to administrative, accounting and legal consultants and to banks.

The owner of the information for handling purposes is Talenti spa, which is located at Strada Amerina km 4,5, 05022 - Amelia (Tr) - Italy
 You may contact the owner to assert your rights under article 7 of DL 196/2003.

© 2023/2024 - Talenti spa - Prima edizione
Tutti i diritti riservati - All rights reserved

GRAPHIC DESIGN CONCEPT:
Studio Palomba Serafini Associati
Talenti Technical Department

GRAPHIC DESIGN EDITING:
Talenti Technical Department

PHOTOS:
Giordano Mocchegiani
Giordano Mocchegiani per Rplus
Leonardo Zen
Roberto Sacchini
Gruppo Bento

Karim Rashid by Mario Schmolka
Ramón Esteve by Alfonso Calza

DECOR:
Francesca Conti
Silvia Garattoni
Talenti Technical Department

POST PRODUCTION:
Area 453

SELECTION:
Studio 59

COPYWRITING:
Talenti spa

PRINT:
Varigrafica srl

THANKS TO:
Paola Paronetto
Noleggio Cose
Serax
Cedit-Ceramiche d'Italia (Made in Florim)
Salvadori
Rina Menardi
Kristina Dam Studio
101 Copenhagen
Form and Refine
Agave Fioristi
Sheyn

Talenti spa
Strada Amerina km 4,5
05022 - Amelia (Tr) - Italy
customerservice@talentispa.com
www.talentispa.com