

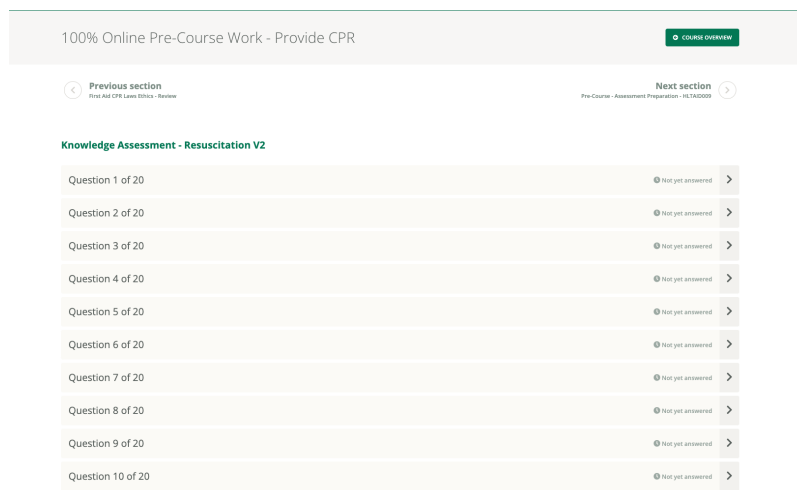
Completing An Online Quiz

There are 4 different types of questions that you may have to complete.

- Multiple choice
- Written short answer
- File upload
- Video upload

Some of these question types will be marked by an assessor (if you are attending a face to face session after completing the online components, your assessor will be your trainer). If any questions are incorrect the assessor will provide you with feedback on your answer.

When you first enter the quiz you will see all of the required questions listed.



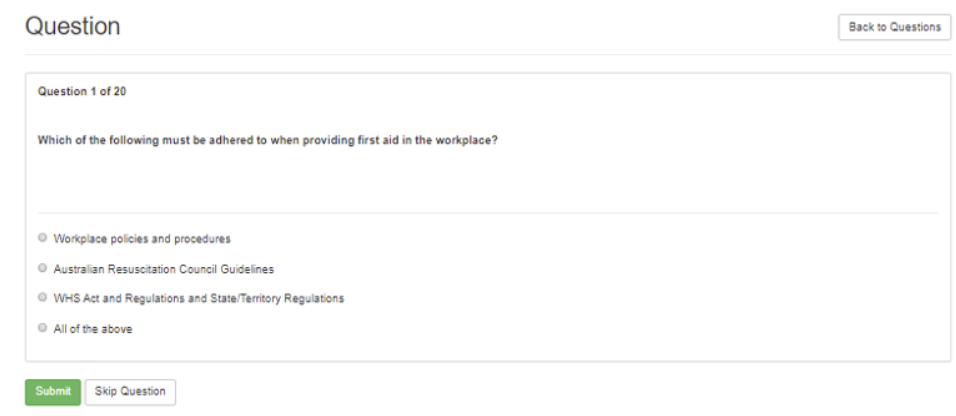
100% Online Pre-Course Work - Provide CPR [COURSE OVERVIEW](#)

[Previous section](#) Pre-Test CPR Learn Ethics - Review [Next section](#) Pre-Course - Assessment Preparation - HLTA2009

Knowledge Assessment - Resuscitation V2

Question 1 of 20	<input type="radio"/> Not yet answered	>
Question 2 of 20	<input type="radio"/> Not yet answered	>
Question 3 of 20	<input type="radio"/> Not yet answered	>
Question 4 of 20	<input type="radio"/> Not yet answered	>
Question 5 of 20	<input type="radio"/> Not yet answered	>
Question 6 of 20	<input type="radio"/> Not yet answered	>
Question 7 of 20	<input type="radio"/> Not yet answered	>
Question 8 of 20	<input type="radio"/> Not yet answered	>
Question 9 of 20	<input type="radio"/> Not yet answered	>
Question 10 of 20	<input type="radio"/> Not yet answered	>

Multiple choice questions will require you to select either one (1) or more answer to the question. Once you have selected your answer option/s you must click SUBMIT. If you get a question wrong you can attempt it again.



Question [Back to Questions](#)

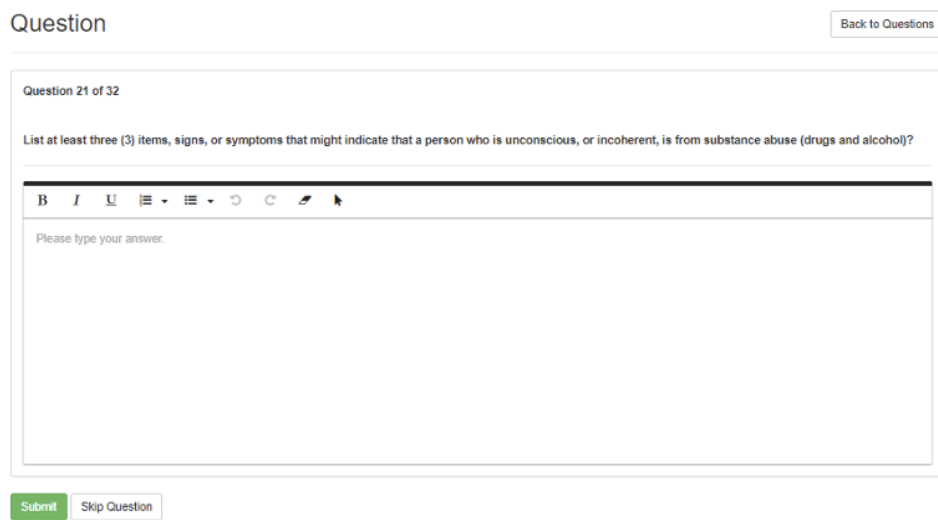
Question 1 of 20

Which of the following must be adhered to when providing first aid in the workplace?

- Workplace policies and procedures
- Australian Resuscitation Council Guidelines
- WHS Act and Regulations and State/Territory Regulations
- All of the above

[Submit](#) [Skip Question](#)

Written short answer questions will require you to type your answer into the field and click SUBMIT to send for marking.



The screenshot shows a question interface with the following elements:

- Question** header and a **Back to Questions** button.
- Question ID: **Question 21 of 32**.
- Question text: **List at least three (3) items, signs, or symptoms that might indicate that a person who is unconscious, or incoherent, is from substance abuse (drugs and alcohol)?**
- A rich text editor toolbar with icons for **B** (bold), **I** (italic), **U** (underline), bulleted list, numbered list, link, unlink, undo, redo, and a cursor icon.
- Placeholder text: **Please type your answer.**
- Two buttons at the bottom: **Submit** (green) and **Skip Question** (grey).

File upload questions will require that you download a form or document that you need to complete and then upload into the question for marking.

You will be directed to download the form from the link in the question. The document can be completed via two (2) ways.

- Download, print, complete, scan and upload
- Download, save to your device, complete electronically and upload

Question

[Back to Questions](#)

FIRST AID INCIDENT REPORT FORM

Scenario - A person known to suffer from asthma is short of breath and has a wheeze when breathing. You had to use the workplace first aid kit to treat the casualty with a reliever medication.

You treated the casualty using a blue/grey reliever and spacer, following the '4-Step Asthma Treatment Plan'.

The casualty still couldn't breathe normally, so you called for assistance from emergency services. Whilst waiting for emergency services to arrive, you continued treatment and monitored the casualty's vital signs.

Casualty vital signs:

- Fully conscious
- Weak pulse (99 BPM)
- Breathing is rapid but shallow (25 RPM)
- Skin colour is pale, feeling cold

Please download, save to your device and complete the first aid incident report form using the information from the scenario. Some areas have been filled in for you. All sections must be completed. Please use today's date and time as your reference.

[First Aid Incident Report Form](#)

Once completed and upload your form to this section for marking.

[File Upload](#)

[Webcam](#)

Upload Files to Submit
Drag files into this box or [click here](#)

[Submit](#)

[Skip Question](#)

Video upload questions will require you to take a video of yourself giving a verbal explanation and/or a physical demonstration.

Each video upload question contains detailed instructions on how to complete the video upload and how to use your device (computer, phone, tablet) to record your video.

Question

[Back to Questions](#)

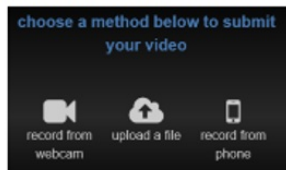
Question 5 of 22

Please make a video of yourself, briefly, explaining: (no more than 1 minute)

- How would you approach a casualty that is aged or infirmed?
- What types of casualty assessment and communication techniques would you use when providing first aid for a casualty that is aged or infirmed?

How to undertake the video recording assessment:

Read the instructions and requirements for the video submission carefully:



We recommend recording from your phone as the best option for submitting video recordings.

To submit a video you must record your video directly from a phone that has a camera **OR** have a webcam attached to your computer.

If a question requires a video recording, you will see the following screen within the question:

To record from your **phone** click on the phone icon on the video screen. (**Preferred method**)

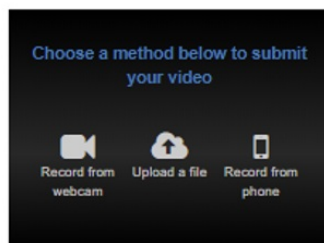
- A message will appear on the video screen and ask you to enter your mobile phone number from which you are wanting to record your video from. Enter your number and then click the "Send mobile link" button.
- You will then receive a text message with a link to follow where you can directly record your video. You will require access to the internet in order to record and submit your video.
- Once you have recorded your video click "Submit" on your phone and wait until it has loaded/published your submission. Please be patient as there could be a small delay while your video uploads.
- Once it has published you need to click the "Submit" button on your computer screen to send the video for marking.

If you have **previously recorded** a video you can upload the file from your computer by clicking on the **upload a file** icon on the video screen.

- Once the video has loaded click the "Submit" button to send the video for marking.

To record from **webcam** select the camcorder icon on the video screen.

Once you have completed the video and it says that it has loaded/ published click on the "Submit" button underneath the video screen. Please be patient as there could be a small delay while your video uploads.



[Submit](#)

[Skip Question](#)

This article was last updated on 03/05/2022