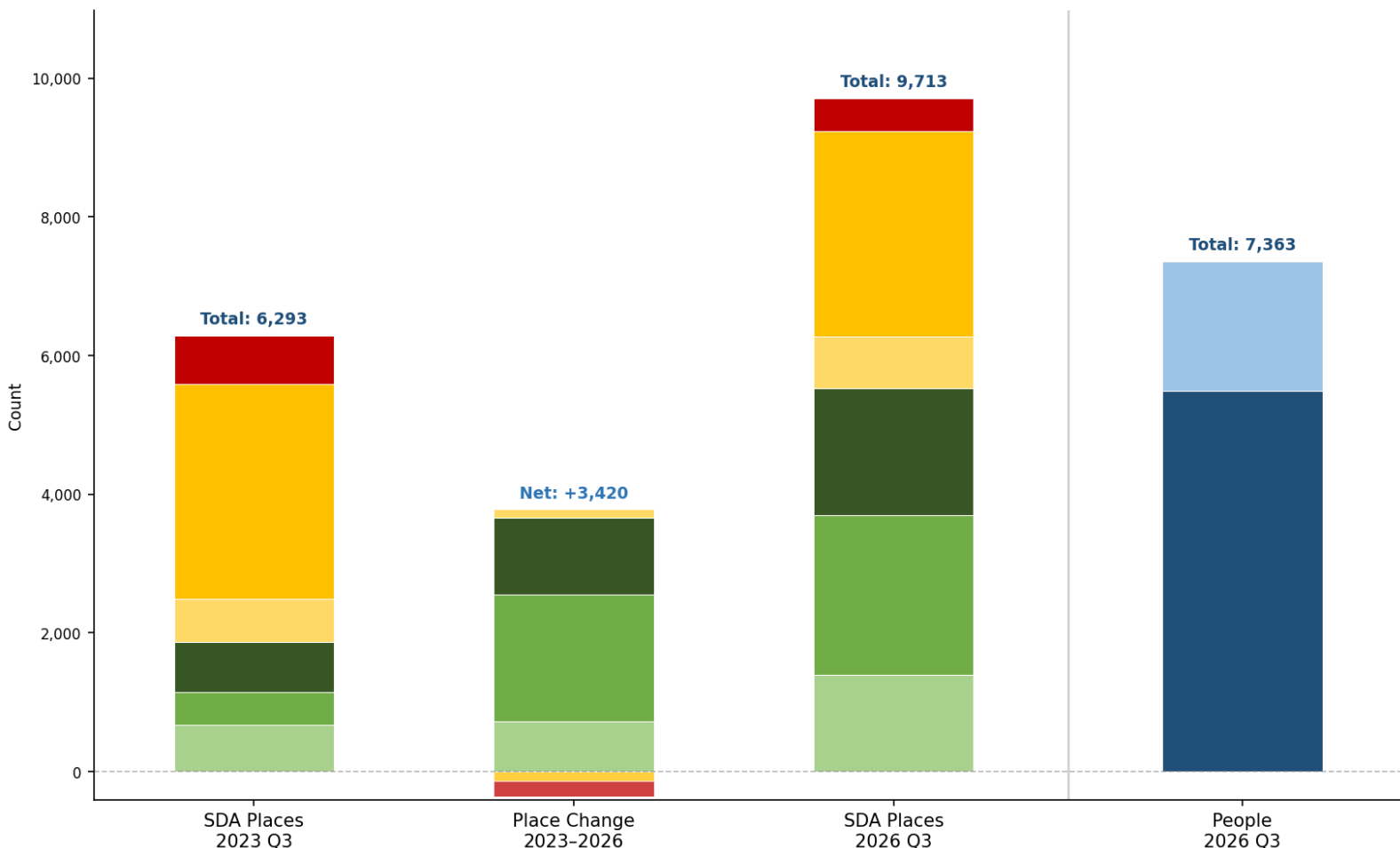


Specialist Disability Accommodation (SDA) in My Community: From 2023 to 2026

66 Victorian Community Snapshots

Victoria (State Total)



How has SDA changed in my community from 2023 to 2026?

Specialist Disability Accommodation (SDA) is different in every community and evolving in different ways (and sometimes not at all). “*Specialist Disability Accommodation (SDA) in My Community: From 2023 to 2026*” Report illustrates the changes in both the amount and mix of SDA in 66 communities across Victoria. It is Report No 2 in the pro bono “Housing for People with Disability in My Community” series currently being published by the author.

The Report uses AI to extract the data published quarterly as Supplements P of the NDIS Quarterly Reports (Tables 15 and 17). This data has been charted for each of the 66 Statistical Area 3 (SA3s) in Victoria for 2023 and 2026. SA3s are used as they broadly equate to Local Government Areas (LGAs) and LGAs usually represent cohesive communities.

The Supply side is grouped by number of residents per dwelling. (Additional analysis can also be framed around of other criteria such as such building type and design category, of course). In these charts: Red is for those that are 6+ and Legacy SDA, Yellow for the 4 and 5 Resident Group Houses, Dark green for 3 Resident dwellings, and lighter Green for those with 1 and 2 Resident SDA. Demand is charted as those “In SDA” and those “With but not In SDA”.

Across Victoria SDA supply has increased by over 50% from 6,293 Places to 9,713 Places driven largely by additional 1,2,3 Resident dwellings. There has been small reduction in 5 and 6+ Resident dwelling but an increase in 4 Resident dwellings. At the end of this period there were 7,363 people with SDA funding but only 5,489 were using their funding.

Questions that could be asked across Victoria and, in every community, include:

- Supply Growth
 - o How much has the SDA supply grown?
 - o What size SDA has been added (and what size has been reduced)?
- Vacancy
 - o How many properties are vacant or under occupied (Occupancy Rate)?
 - o Are vacancies only in larger (4,5,6+ Resident) SDA or in the new, smaller SDA?
- Funding Utilisation
 - o How many people have unused SDA funding (Utilisation Rate)?
 - o Where are they living now?
- Older, larger SDA
 - o How much of the stock is Basic (and has a limited funding life)?
 - o Are the 6+ SDA old institutions or specialist units likely to continue to be used?
 - o What will happen to the Group Houses?
- Stakeholders
 - o How much SDA is owned by State Government and what are they likely to do?
 - o Who are the SDA developers active and what developments are underway?

Warning: This Report was compiled with AI and AI can and does make thing up and get things wrong. This analysis also relies on actions of and interpretations by humans (in this case, the author) that can also add mistakes and misdirection. This data is best tested against local knowledge.

Joseph Connellan

w. www.josephconnellan.com e. joseph.connellan@gmail.com

Specialist Disability Accommodation (SDA) in My Community

From 2023 to 2026 — Table of Contents

66 Victorian Community Snapshots | NDIS Quarterly Report Q3 2023 vs Q3 2026

SA3 Region	2023 Places	2026 Places	Change	Utilisation %	Occupancy %	Page
Victoria (State Total)	6,293	9,713	+3,420	74.5%	56.5%	6
Ballarat	263	510	+247	86.1%	52.4%	7
Banyule	235	271	+36	81.4%	72.7%	8
Barwon - West	3	3	+0	40.0%	66.7%	9
Baw Baw	56	79	+23	70.7%	51.9%	10
Bayside	130	132	+2	79.3%	69.7%	11
Bendigo	134	167	+33	69.1%	72.5%	12
Boroondara	174	184	+10	81.7%	72.8%	13
Brimbank	165	254	+89	72.6%	54.3%	14
Brunswick - Coburg	74	111	+37	69.4%	53.2%	15
Campaspe	63	63	+0	74.2%	77.8%	16
Cardinia	41	129	+88	70.0%	43.4%	17
Casey - North	52	101	+49	63.7%	64.4%	18
Casey - South	137	528	+391	68.6%	40.9%	19
Colac - Corangamite	104	124	+20	82.4%	67.7%	20
Creswick - Daylesford - Ballan	5	10	+5	50.0%	50.0%	21
Dandenong	189	258	+69	74.7%	64.0%	22
Darebin - North	207	235	+28	79.0%	59.1%	23
Darebin - South	84	112	+28	77.5%	49.1%	24
Essendon	30	75	+45	65.2%	57.3%	25
Frankston	126	205	+79	69.7%	60.5%	26
Geelong	274	490	+216	79.8%	61.4%	27
Gippsland - East	33	35	+2	52.5%	60.0%	28
Gippsland - South West	25	31	+6	69.0%	64.5%	29
Glen Eira	183	181	-2	83.8%	74.0%	30
Glenelg - Southern Grampians	36	53	+17	75.0%	79.2%	31
Grampians	220	211	-9	89.3%	71.1%	32
Heathcote - Castlemaine - Kyneton	27	28	+1	52.8%	67.9%	33
Hobsons Bay	100	173	+73	84.2%	49.1%	34
Keilor	35	38	+3	63.3%	81.6%	35
Kingston	194	248	+54	79.2%	58.5%	36
Knox	135	180	+45	66.3%	62.2%	37
Latrobe Valley	76	146	+70	67.3%	52.1%	38
Loddon - Elmore	0	3	+3	100.0%	33.3%	39
Macedon Ranges	0	3	+3	11.1%	33.3%	40
Manningham - East	0	0	+0	0.0%	—	41
Manningham - West	71	70	-1	73.0%	65.7%	42
Maribyrnong	63	70	+7	59.4%	54.3%	43

Specialist Disability Accommodation (SDA) in My Community

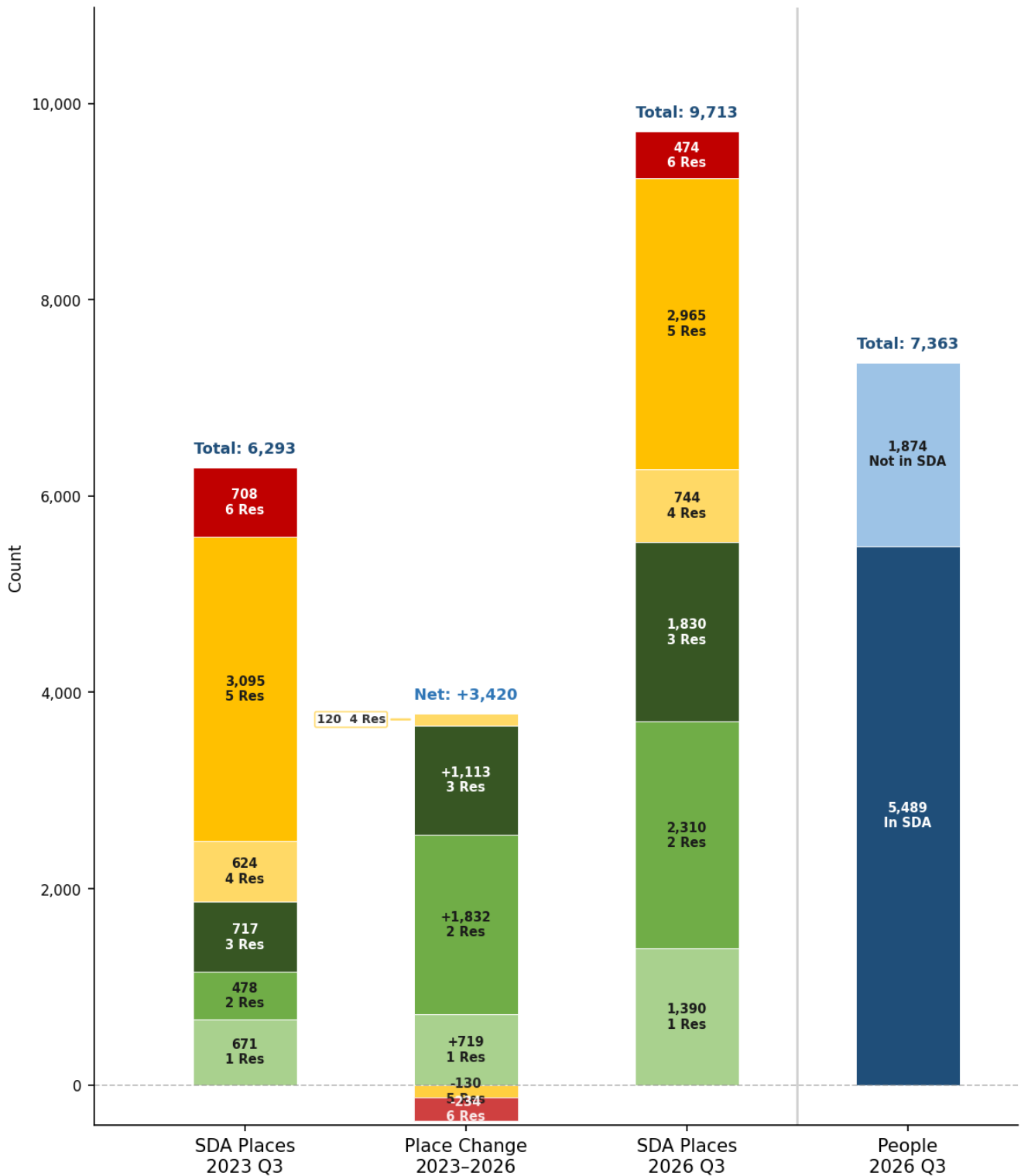
From 2023 to 2026 — Table of Contents

66 Victorian Community Snapshots | NDIS Quarterly Report Q3 2023 vs Q3 2026

(continued)

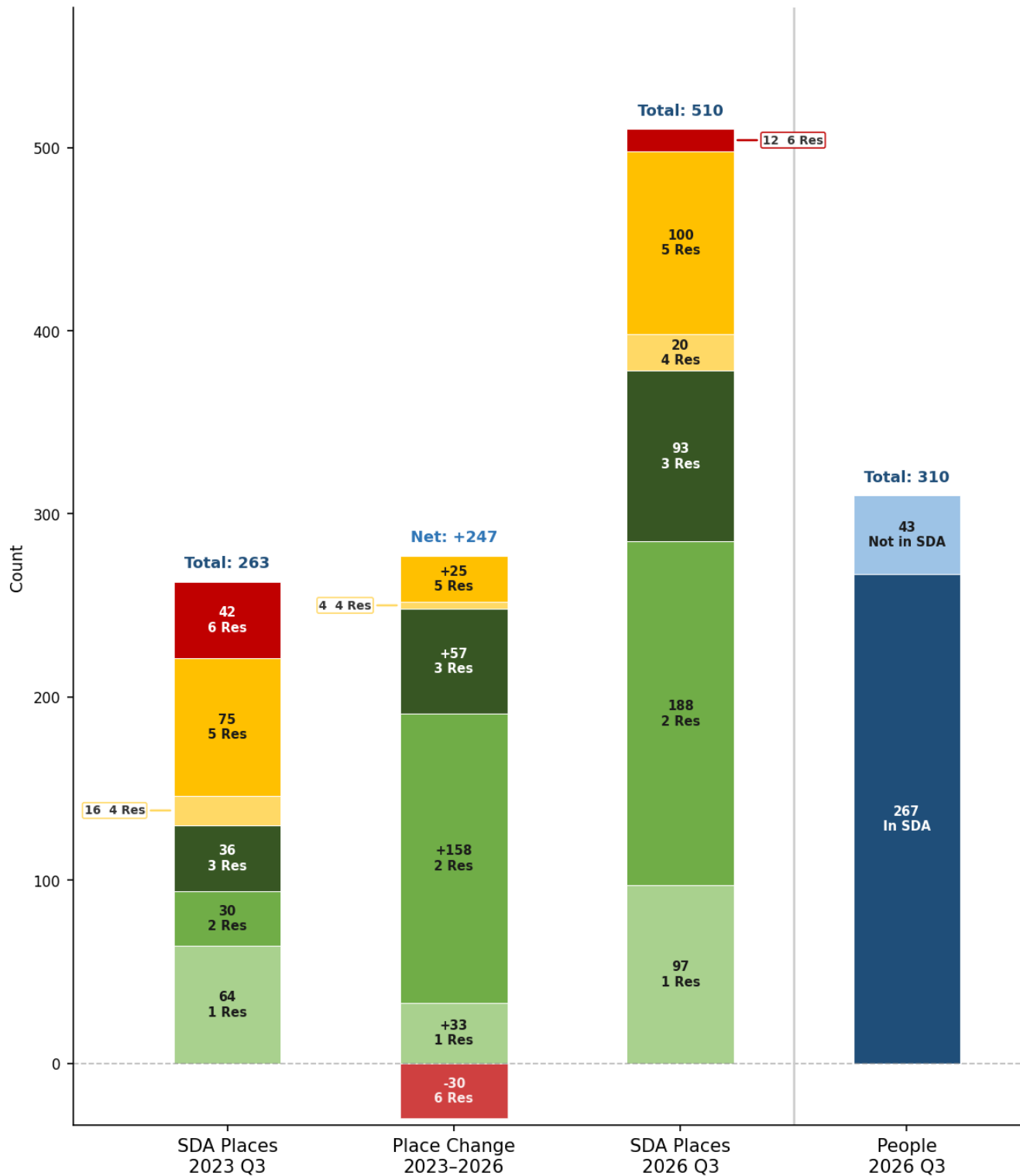
SA3 Region	2023 Places	2026 Places	Change	Utilisation %	Occupancy %	Page
Maroondah	204	216	+12	72.9%	70.8%	44
Maryborough - Pyrenees	11	14	+3	53.8%	50.0%	45
Melbourne City	40	74	+34	66.2%	66.2%	46
Melton - Bacchus Marsh	132	612	+480	78.4%	27.9%	47
Mildura	80	148	+68	77.6%	39.9%	48
Moira	9	9	+0	31.6%	66.7%	49
Monash	230	242	+12	77.6%	70.2%	50
Moreland - North	114	136	+22	80.4%	63.2%	51
Mornington Peninsula	189	210	+21	76.8%	69.5%	52
Murray River - Swan Hill	33	41	+8	81.8%	65.9%	53
Nillumbik - Kinglake	26	32	+6	65.5%	59.4%	54
Port Phillip	42	49	+7	70.7%	59.2%	55
Shepparton	75	112	+37	57.3%	56.2%	56
Stonnington - East	24	39	+15	69.0%	51.3%	57
Stonnington - West	6	23	+17	35.7%	21.7%	58
Sunbury	30	64	+34	73.3%	34.4%	59
Surf Coast - Bellarine Peninsula	18	124	+106	83.9%	41.9%	60
Tullamarine - Broadmeadows	70	159	+89	55.5%	44.7%	61
Upper Goulburn Valley	16	28	+12	57.7%	53.6%	62
Wangaratta - Benalla	77	89	+12	80.6%	65.2%	63
Warrnambool	67	85	+18	70.9%	71.8%	64
Wellington	56	57	+1	63.6%	61.4%	65
Whitehorse - East	120	115	-5	77.5%	68.7%	66
Whitehorse - West	198	207	+9	82.7%	83.1%	67
Whittlesea - Wallan	243	521	+278	76.0%	48.6%	68
Wodonga - Alpine	84	82	-2	67.5%	68.3%	69
Wyndham	146	522	+376	73.6%	33.1%	70
Yarra	23	23	+0	58.3%	91.3%	71
Yarra Ranges	186	169	-17	79.7%	81.1%	72

Victoria (State Total)



SDA supply in Victoria has grown from 6,293 to 9,713 places between 2023 Q3 and 2026 Q3 — an increase of 3,420 places (54%). In terms of dwelling mix: 1–2 resident places grew from 1,149 to 3,700 (+2,551); 3 resident places rose from 717 to 1,830 (+1,113); 4–5 resident group houses fell from 3,719 to 3,709 (-10); and 6 resident (legacy) places reduced from 708 to 474 (-234). Funding utilisation is moderate at 74.5% — 5,489 of 7,363 people with SDA funding are currently using it, while 1,874 people have funding but are not yet in SDA. Place occupancy is low at 56.5%, with 5,489 people in SDA against 9,713 available places — implying up to 4,224 places may be vacant.

Ballarat



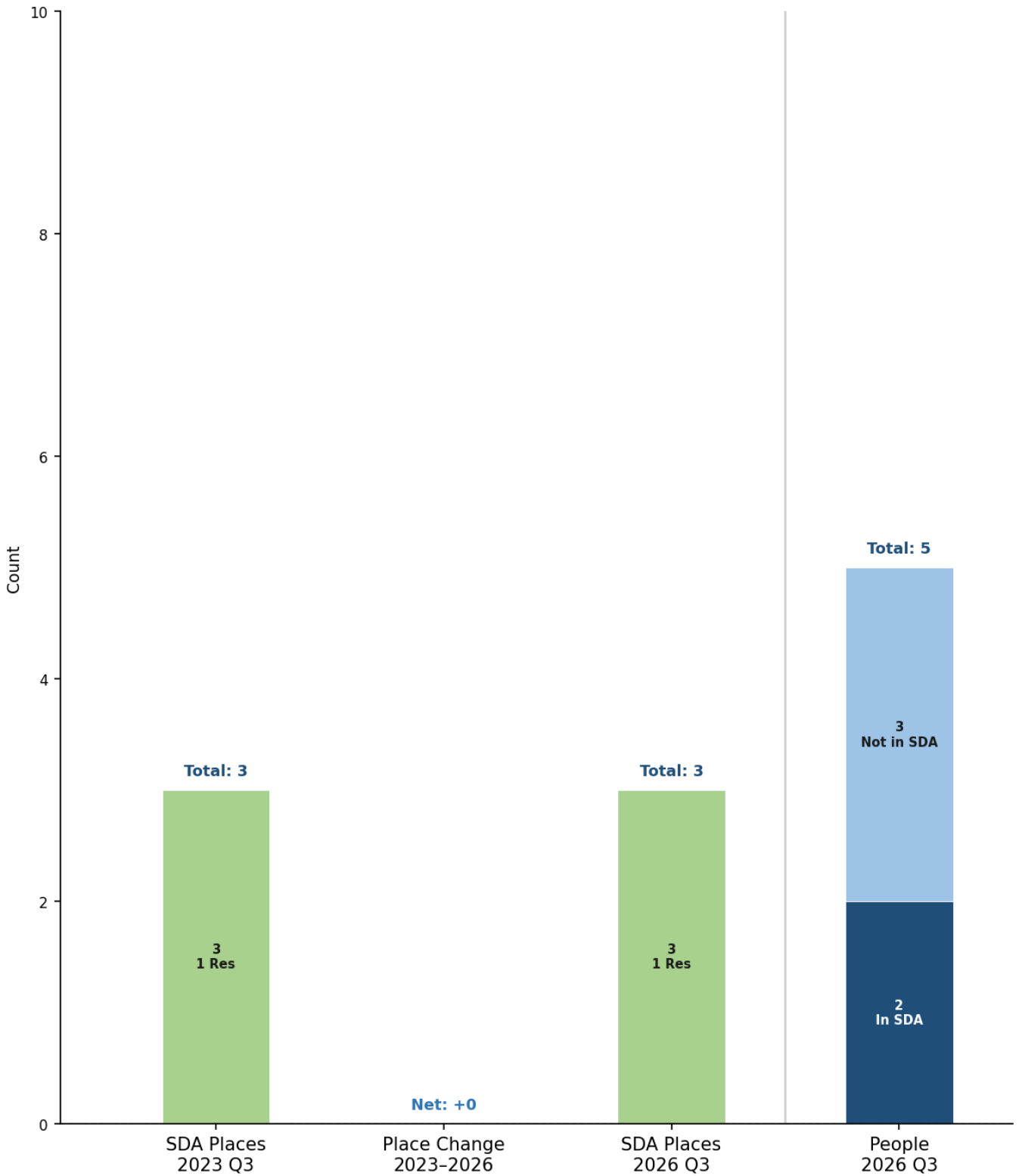
SDA supply in Ballarat has grown from 263 to 510 places between 2023 Q3 and 2026 Q3 — an increase of 247 places (94%). In terms of dwelling mix: 1–2 resident places grew from 94 to 285 (+191); 3 resident places rose from 36 to 93 (+57); 4–5 resident group houses rose from 91 to 120 (+29); and 6 resident (legacy) places reduced from 42 to 12 (-30). Funding utilisation is high at 86.1% — 267 of 310 people with SDA funding are currently using it, while 43 people have funding but are not yet in SDA. Place occupancy is low at 52.4%, with 267 people in SDA against 510 available places — implying up to 243 places may be vacant.

Banyule



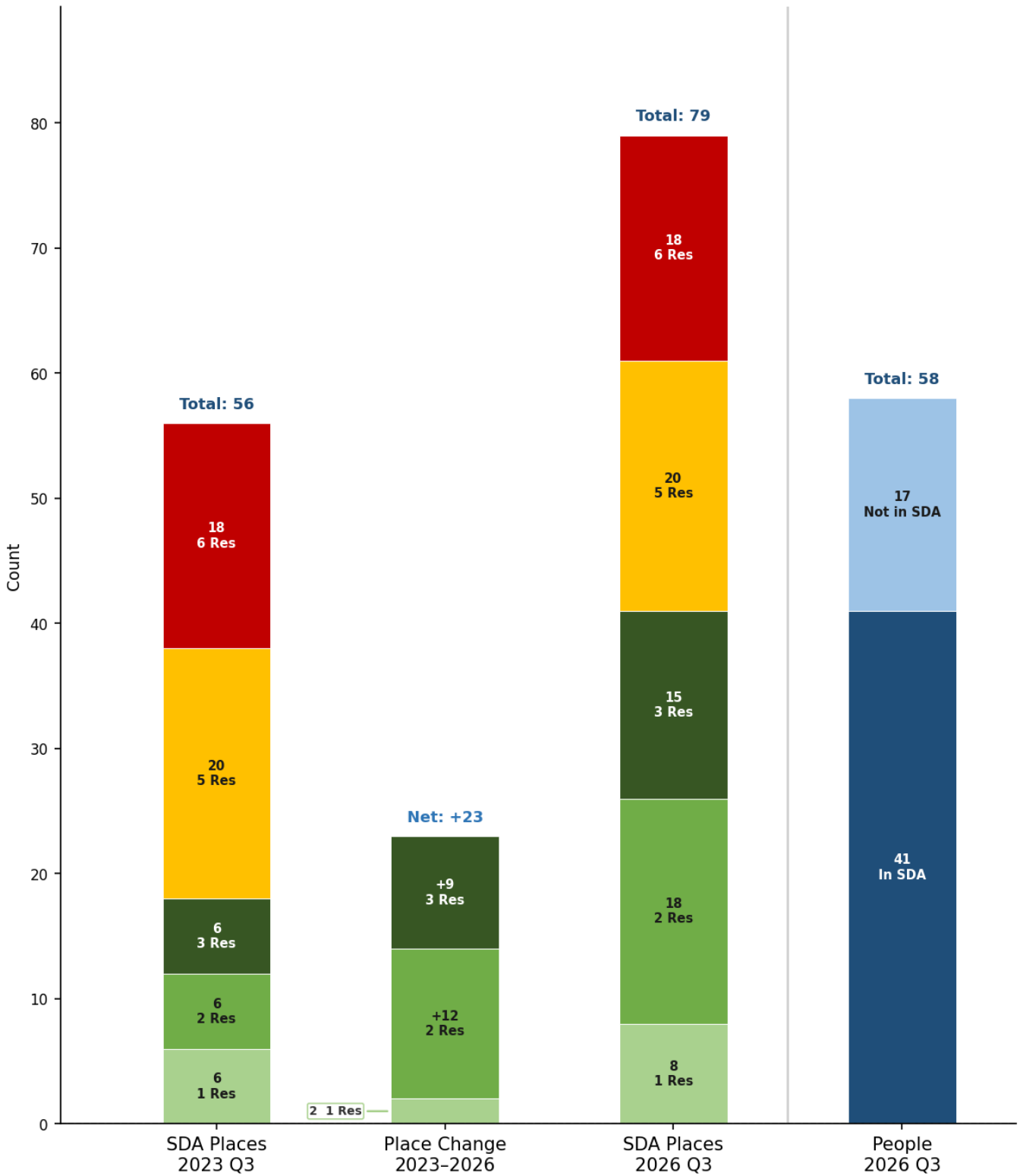
SDA supply in Banyule has grown from 235 to 271 places between 2023 Q3 and 2026 Q3 — an increase of 36 places (15%). In terms of dwelling mix: 1–2 resident places grew from 25 to 52 (+27); 3 resident places rose from 9 to 18 (+9); 4–5 resident group houses rose from 165 to 183 (+18); and 6 resident (legacy) places reduced from 36 to 18 (-18). Funding utilisation is high at 81.4% — 197 of 242 people with SDA funding are currently using it, while 45 people have funding but are not yet in SDA. Place occupancy is moderate at 72.7%, with 197 people in SDA against 271 available places — implying up to 74 places may be vacant.

Barwon - West



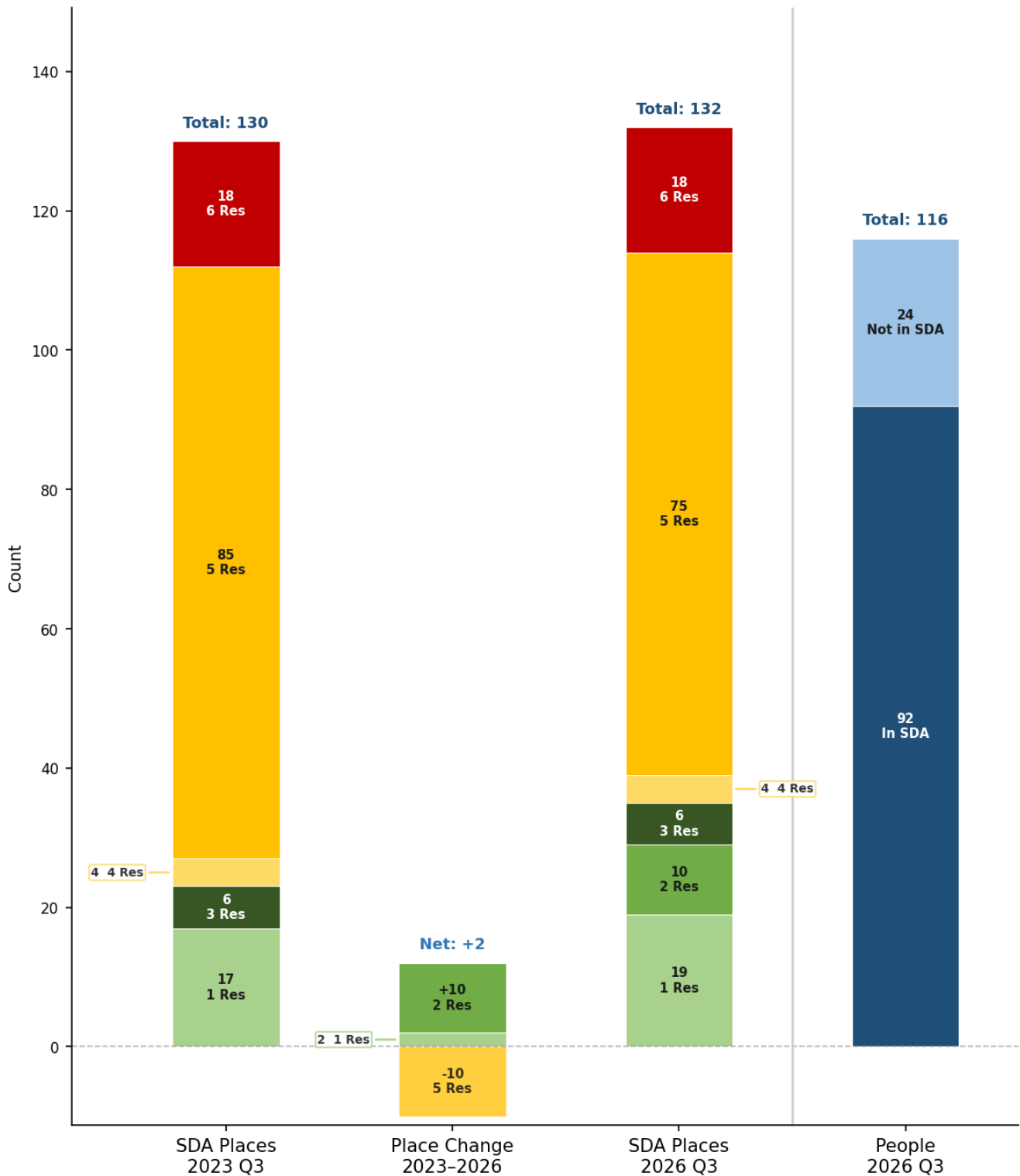
SDA supply in Barwon - West was unchanged between 2023 Q3 and 2026 Q3, remaining at 3 places. In terms of dwelling mix, 1–2 resident places held steady at 3. Funding utilisation is low at 40.0% — 2 of 5 people with SDA funding are currently using it, while 3 people have funding but are not yet in SDA. Place occupancy is moderate at 66.7%, with 2 people in SDA against 3 available places — implying up to 1 place may be vacant.

Baw Baw



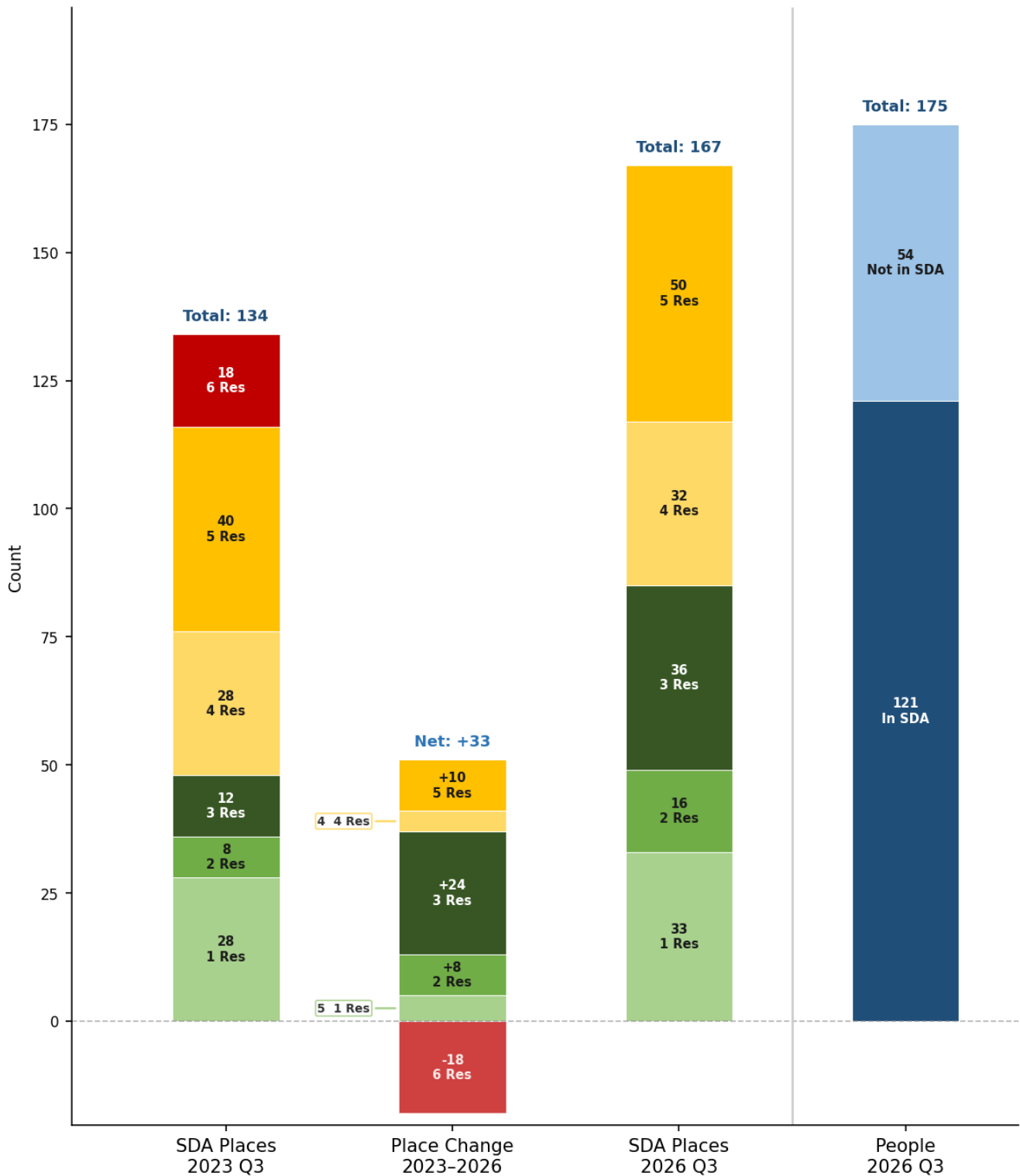
SDA supply in Baw Baw has grown from 56 to 79 places between 2023 Q3 and 2026 Q3 — an increase of 23 places (41%). In terms of dwelling mix: 1–2 resident places grew from 12 to 26 (+14); 3 resident places rose from 6 to 15 (+9); 4–5 resident group houses were unchanged at 20; and 6 resident (legacy) places held at 18. Funding utilisation is moderate at 70.7% — 41 of 58 people with SDA funding are currently using it, while 17 people have funding but are not yet in SDA. Place occupancy is low at 51.9%, with 41 people in SDA against 79 available places — implying up to 38 places may be vacant.

Bayside



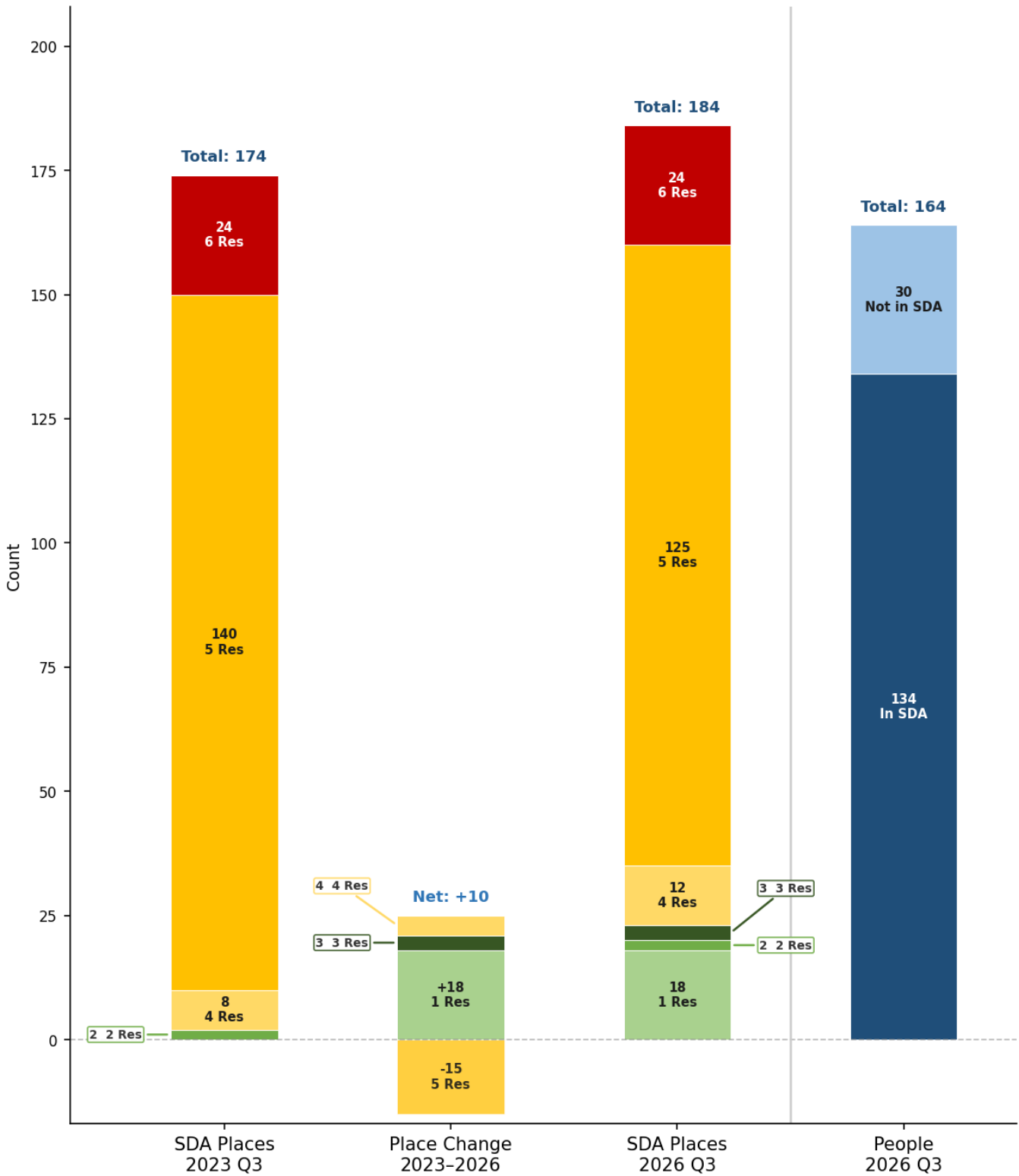
SDA supply in Bayside has grown from 130 to 132 places between 2023 Q3 and 2026 Q3 — an increase of 2 places (2%). In terms of dwelling mix: 1–2 resident places grew from 17 to 29 (+12); 3 resident places were unchanged at 6; 4–5 resident group houses fell from 89 to 79 (-10); and 6 resident (legacy) places held at 18. Funding utilisation is moderate at 79.3% — 92 of 116 people with SDA funding are currently using it, while 24 people have funding but are not yet in SDA. Place occupancy is moderate at 69.7%, with 92 people in SDA against 132 available places — implying up to 40 places may be vacant.

Bendigo



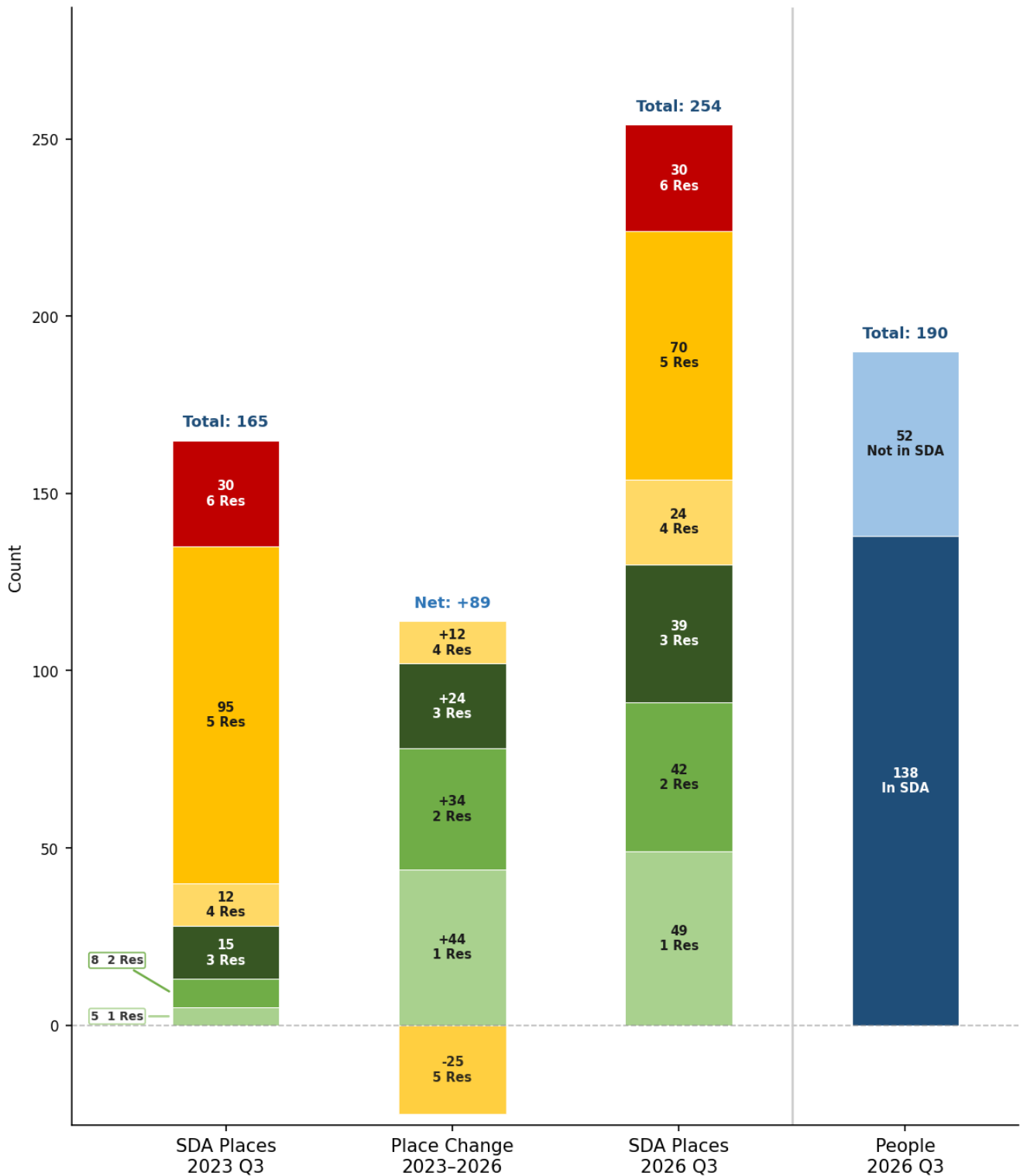
SDA supply in Bendigo has grown from 134 to 167 places between 2023 Q3 and 2026 Q3 — an increase of 33 places (25%). In terms of dwelling mix: 1–2 resident places grew from 36 to 49 (+13); 3 resident places rose from 12 to 36 (+24); 4–5 resident group houses rose from 68 to 82 (+14); and 6 resident (legacy) places reduced from 18 to 0 (-18). Funding utilisation is moderate at 69.1% — 121 of 175 people with SDA funding are currently using it, while 54 people have funding but are not yet in SDA. Place occupancy is moderate at 72.5%, with 121 people in SDA against 167 available places — implying up to 46 places may be vacant.

Boroondara



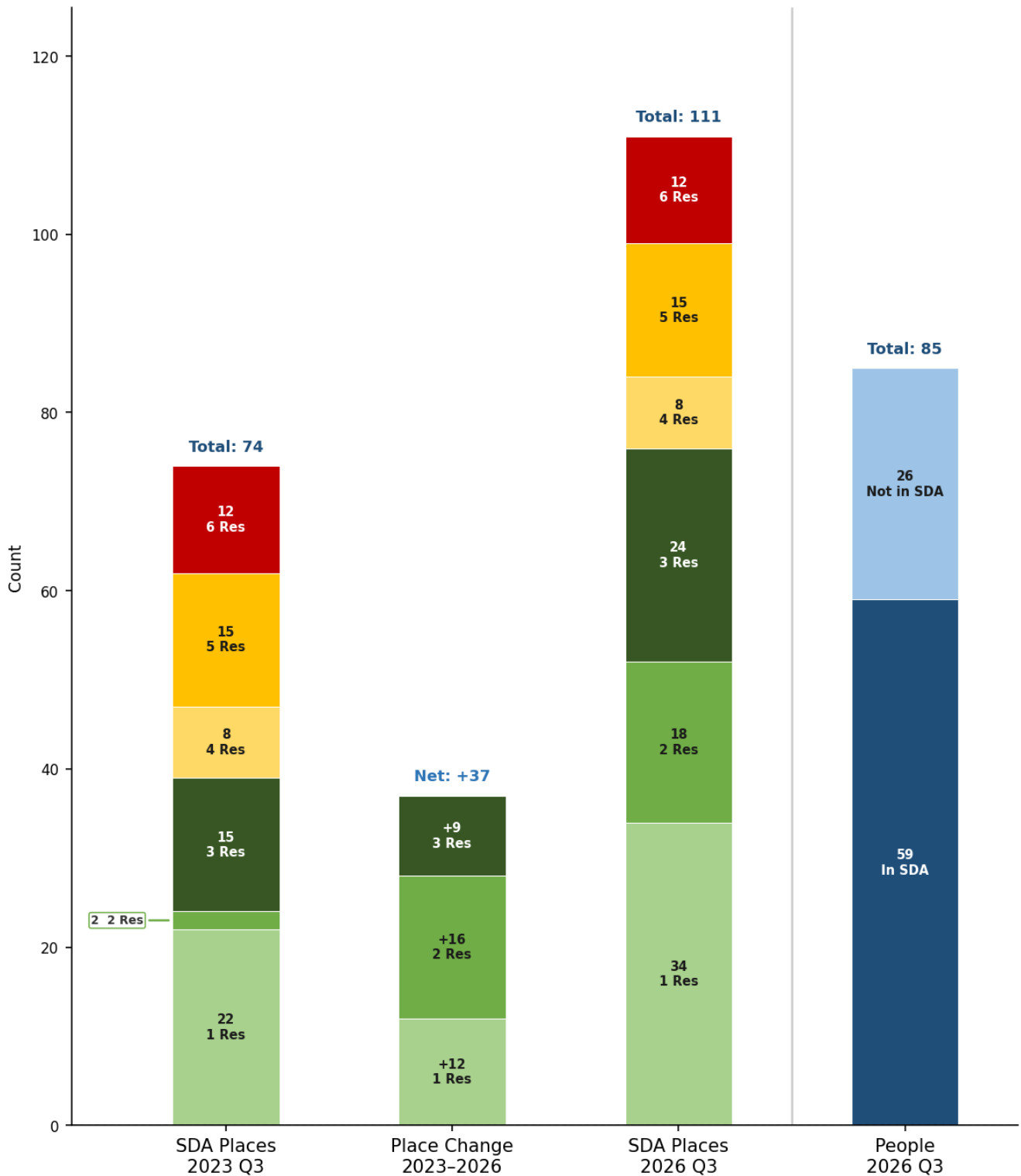
SDA supply in Boroondara has grown from 174 to 184 places between 2023 Q3 and 2026 Q3 — an increase of 10 places (6%). In terms of dwelling mix: 1–2 resident places grew from 2 to 20 (+18); 3 resident places rose from 0 to 3 (+3); 4–5 resident group houses fell from 148 to 137 (-11); and 6 resident (legacy) places held at 24. Funding utilisation is high at 81.7% — 134 of 164 people with SDA funding are currently using it, while 30 people have funding but are not yet in SDA. Place occupancy is moderate at 72.8%, with 134 people in SDA against 184 available places — implying up to 50 places may be vacant.

Brimbank



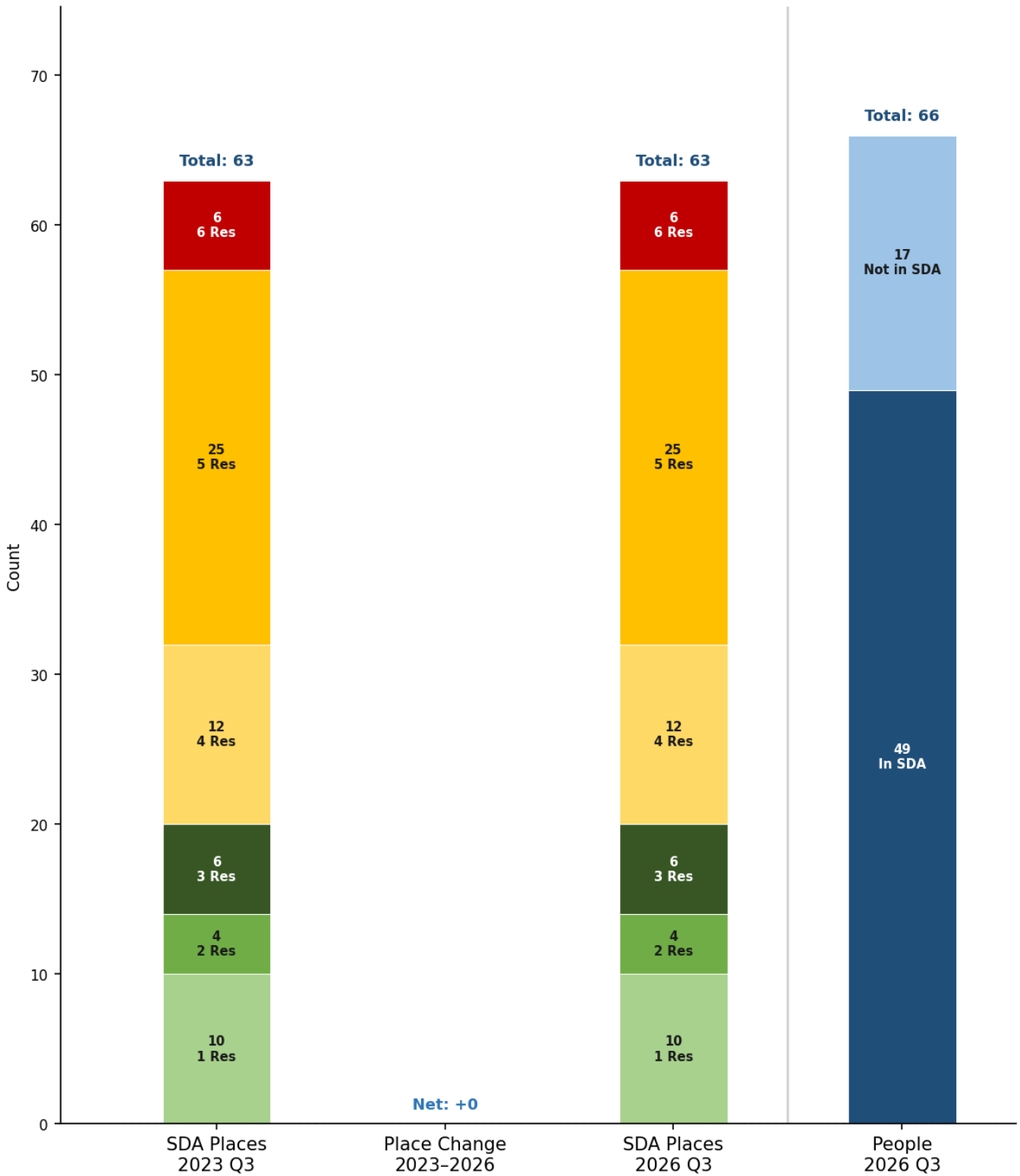
SDA supply in Brimbank has grown from 165 to 254 places between 2023 Q3 and 2026 Q3 — an increase of 89 places (54%). In terms of dwelling mix: 1–2 resident places grew from 13 to 91 (+78); 3 resident places rose from 15 to 39 (+24); 4–5 resident group houses fell from 107 to 94 (-13); and 6 resident (legacy) places held at 30. Funding utilisation is moderate at 72.6% — 138 of 190 people with SDA funding are currently using it, while 52 people have funding but are not yet in SDA. Place occupancy is low at 54.3%, with 138 people in SDA against 254 available places — implying up to 116 places may be vacant.

Brunswick - Coburg



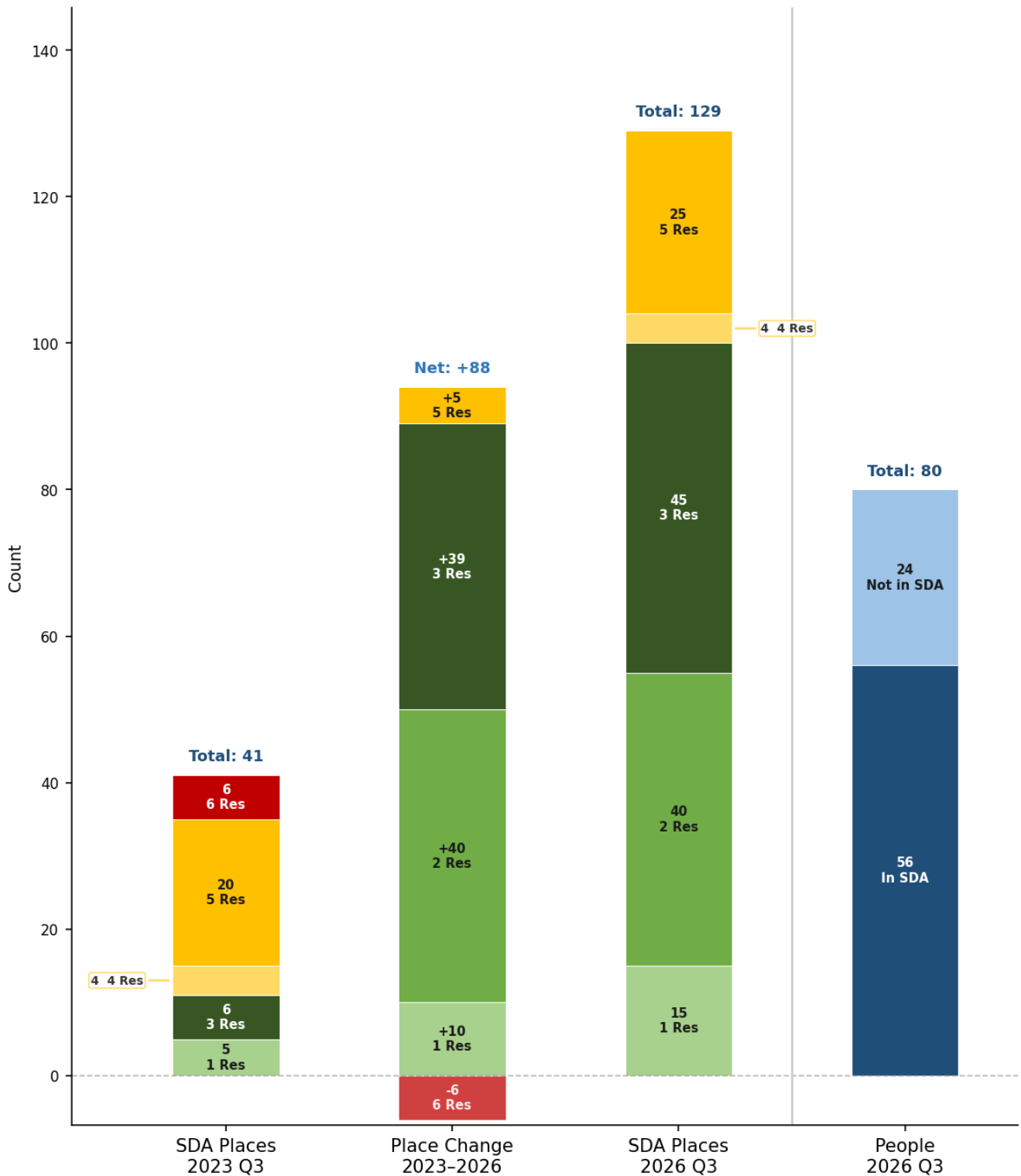
SDA supply in Brunswick - Coburg has grown from 74 to 111 places between 2023 Q3 and 2026 Q3 — an increase of 37 places (50%). In terms of dwelling mix: 1–2 resident places grew from 24 to 52 (+28); 3 resident places rose from 15 to 24 (+9); 4–5 resident group houses were unchanged at 23; and 6 resident (legacy) places held at 12. Funding utilisation is moderate at 69.4% — 59 of 85 people with SDA funding are currently using it, while 26 people have funding but are not yet in SDA. Place occupancy is low at 53.2%, with 59 people in SDA against 111 available places — implying up to 52 places may be vacant.

Campaspe



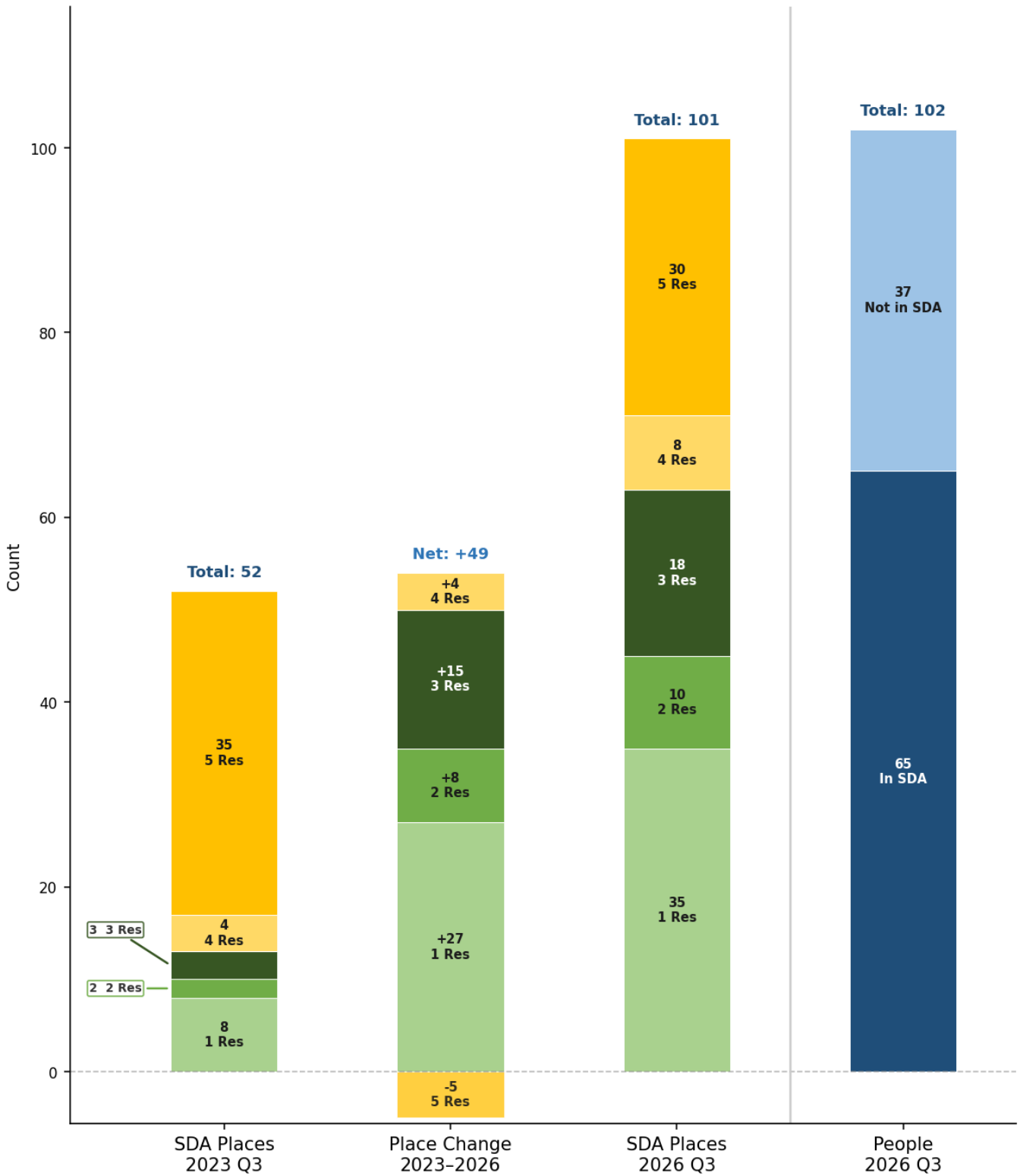
SDA supply in Campaspe was unchanged between 2023 Q3 and 2026 Q3, remaining at 63 places. In terms of dwelling mix: 1–2 resident places held steady at 14; 3 resident places were unchanged at 6; 4–5 resident group houses were unchanged at 37; and 6 resident (legacy) places held at 6. Funding utilisation is moderate at 74.2% — 49 of 66 people with SDA funding are currently using it, while 17 people have funding but are not yet in SDA. Place occupancy is moderate at 77.8%, with 49 people in SDA against 63 available places — implying up to 14 places may be vacant.

Cardinia



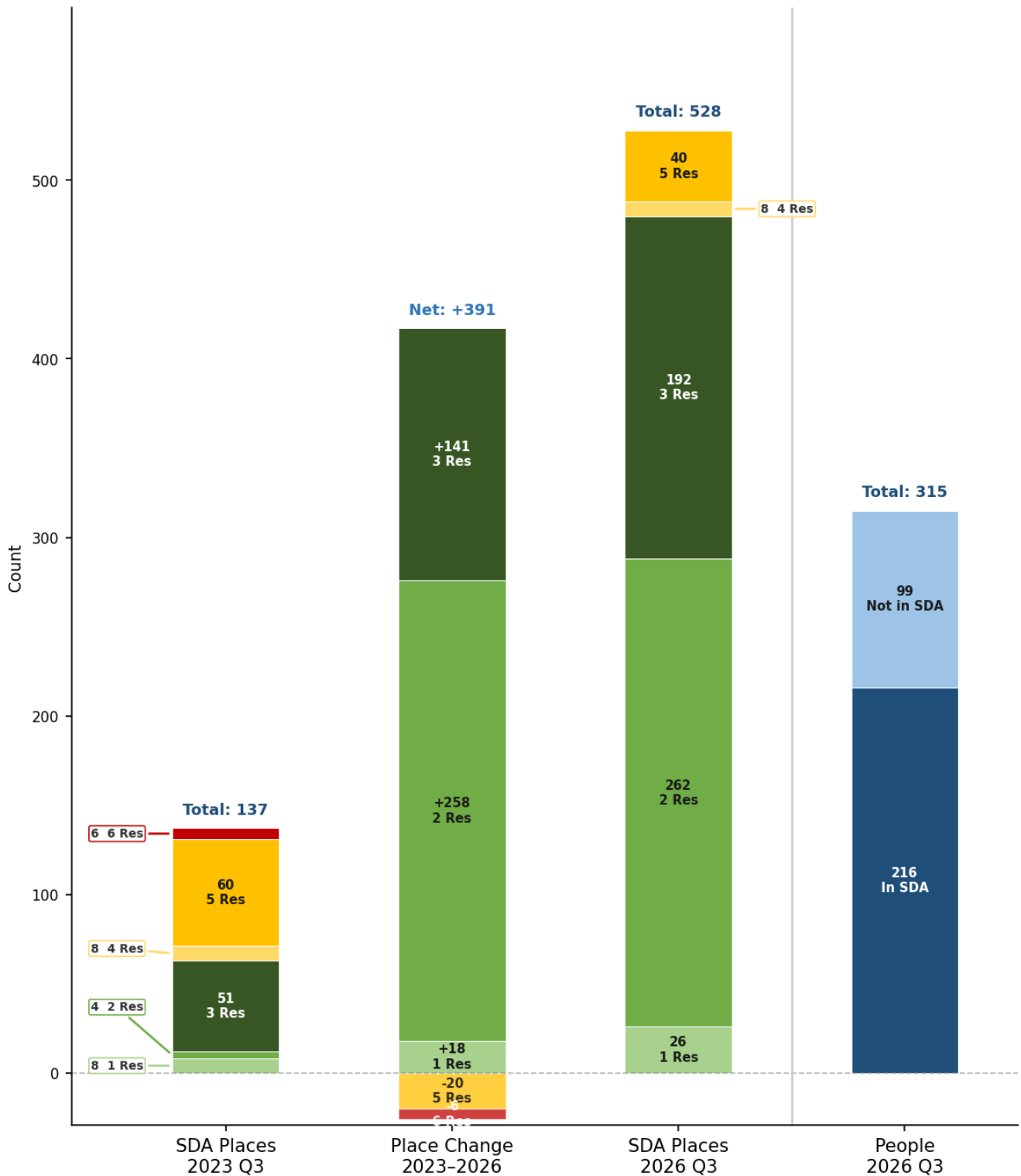
SDA supply in Cardinia has grown from 41 to 129 places between 2023 Q3 and 2026 Q3 — an increase of 88 places (215%). In terms of dwelling mix: 1–2 resident places grew from 5 to 55 (+50); 3 resident places rose from 6 to 45 (+39); 4–5 resident group houses rose from 24 to 29 (+5); and 6 resident (legacy) places reduced from 6 to 0 (-6). Funding utilisation is moderate at 70.0% — 56 of 80 people with SDA funding are currently using it, while 24 people have funding but are not yet in SDA. Place occupancy is low at 43.4%, with 56 people in SDA against 129 available places — implying up to 73 places may be vacant.

Casey - North



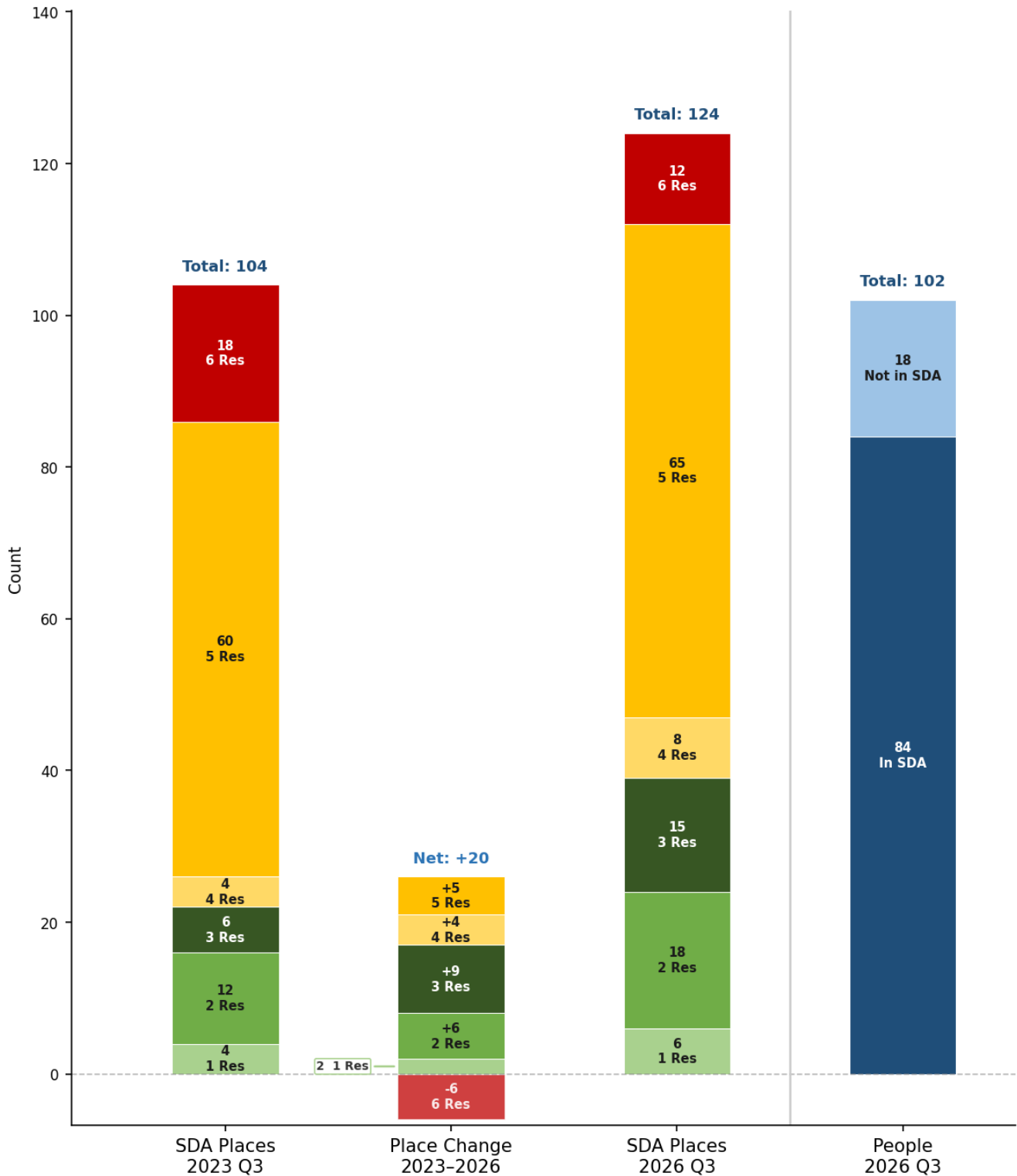
SDA supply in Casey - North has grown from 52 to 101 places between 2023 Q3 and 2026 Q3 — an increase of 49 places (94%). In terms of dwelling mix: 1–2 resident places grew from 10 to 45 (+35); 3 resident places rose from 3 to 18 (+15); and 4–5 resident group houses fell from 39 to 38 (-1). Funding utilisation is moderate at 63.7% — 65 of 102 people with SDA funding are currently using it, while 37 people have funding but are not yet in SDA. Place occupancy is moderate at 64.4%, with 65 people in SDA against 101 available places — implying up to 36 places may be vacant.

Casey - South



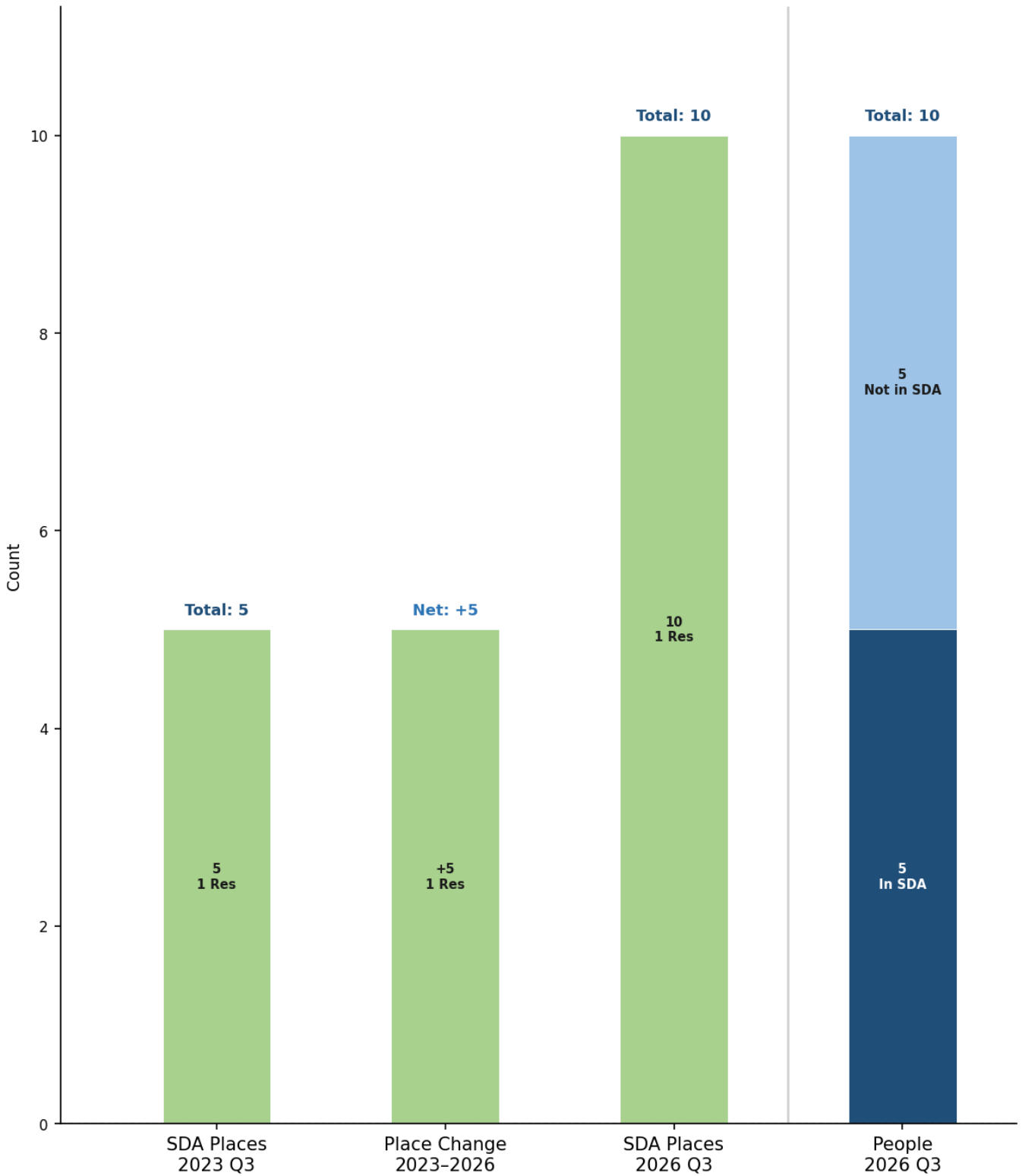
SDA supply in Casey - South has grown from 137 to 528 places between 2023 Q3 and 2026 Q3 — an increase of 391 places (285%). In terms of dwelling mix: 1–2 resident places grew from 12 to 288 (+276); 3 resident places rose from 51 to 192 (+141); 4–5 resident group houses fell from 68 to 48 (-20); and 6 resident (legacy) places reduced from 6 to 0 (-6). Funding utilisation is moderate at 68.6% — 216 of 315 people with SDA funding are currently using it, while 99 people have funding but are not yet in SDA. Place occupancy is low at 40.9%, with 216 people in SDA against 528 available places — implying up to 312 places may be vacant.

Colac - Corangamite



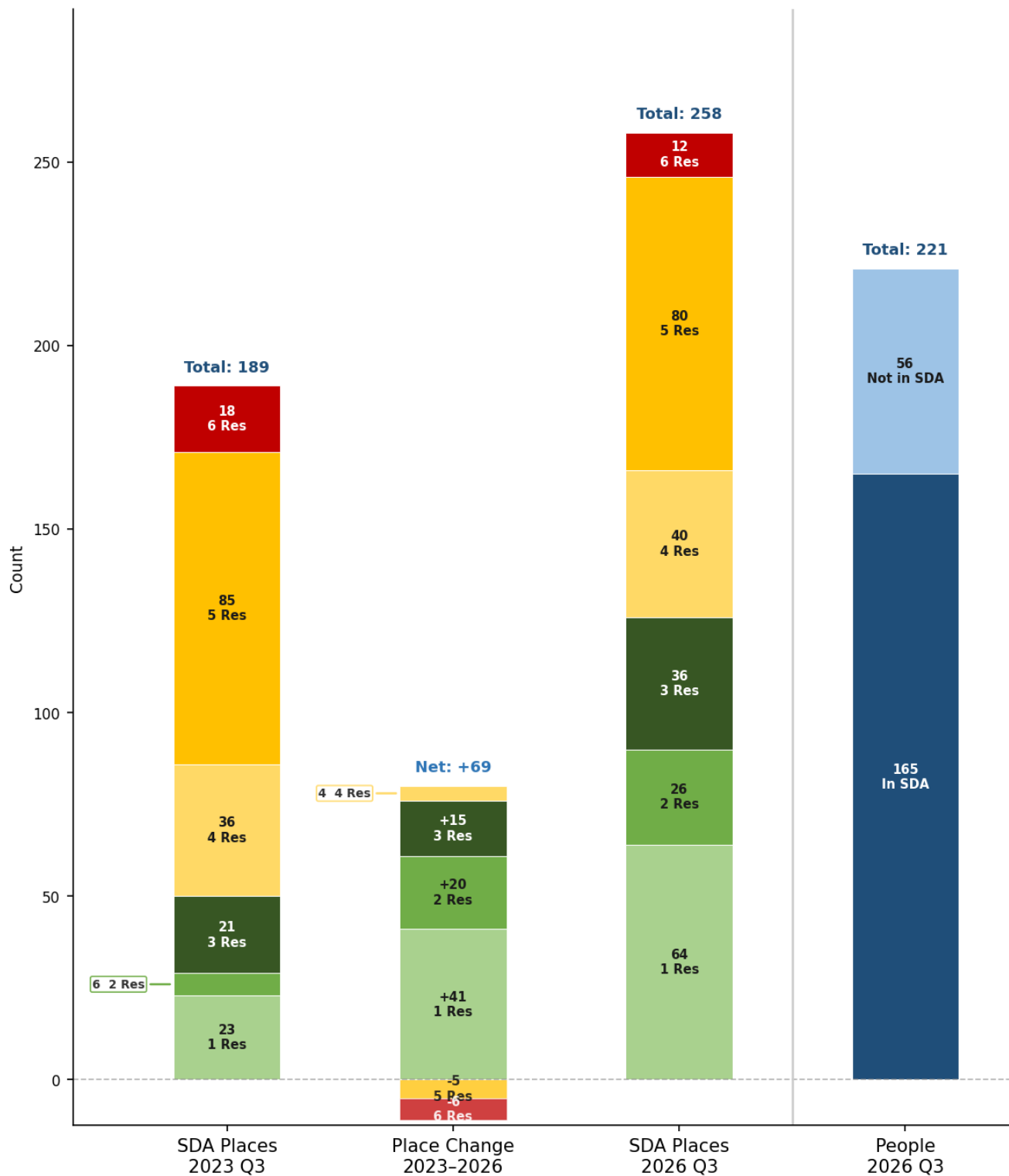
SDA supply in Colac - Corangamite has grown from 104 to 124 places between 2023 Q3 and 2026 Q3 — an increase of 20 places (19%). In terms of dwelling mix: 1–2 resident places grew from 16 to 24 (+8); 3 resident places rose from 6 to 15 (+9); 4–5 resident group houses rose from 64 to 73 (+9); and 6 resident (legacy) places reduced from 18 to 12 (-6). Funding utilisation is high at 82.4% — 84 of 102 people with SDA funding are currently using it, while 18 people have funding but are not yet in SDA. Place occupancy is moderate at 67.7%, with 84 people in SDA against 124 available places — implying up to 40 places may be vacant.

Creswick - Daylesford - Ballan



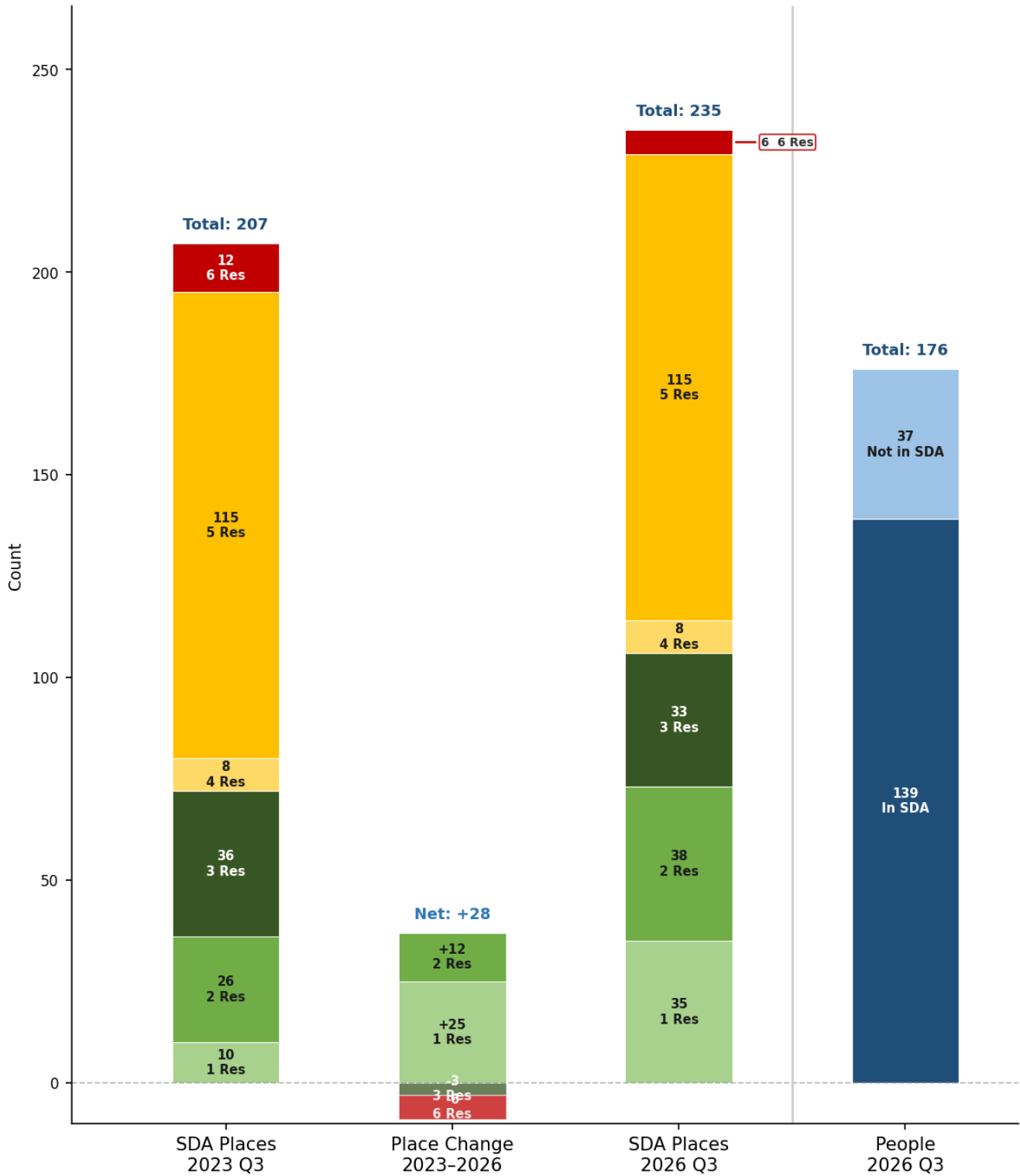
SDA supply in Creswick - Daylesford - Ballan has grown from 5 to 10 places between 2023 Q3 and 2026 Q3 — an increase of 5 places (100%). In terms of dwelling mix, 1–2 resident places grew from 5 to 10 (+5). Funding utilisation is low at 50.0% — 5 of 10 people with SDA funding are currently using it, while 5 people have funding but are not yet in SDA. Place occupancy is low at 50.0%, with 5 people in SDA against 10 available places — implying up to 5 places may be vacant.

Dandenong



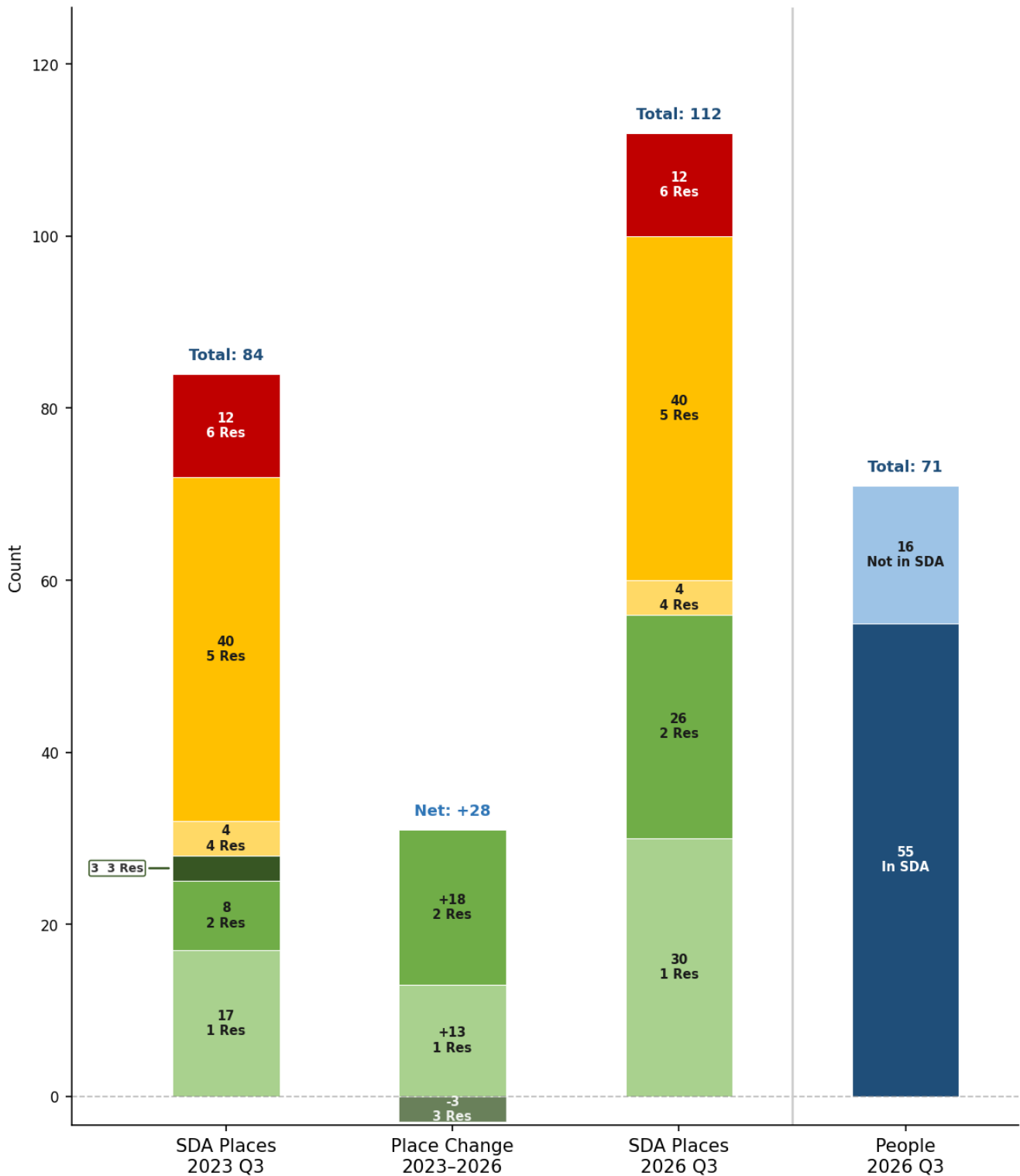
SDA supply in Dandenong has grown from 189 to 258 places between 2023 Q3 and 2026 Q3 — an increase of 69 places (37%). In terms of dwelling mix: 1–2 resident places grew from 29 to 90 (+61); 3 resident places rose from 21 to 36 (+15); 4–5 resident group houses fell from 121 to 120 (-1); and 6 resident (legacy) places reduced from 18 to 12 (-6). Funding utilisation is moderate at 74.7% — 165 of 221 people with SDA funding are currently using it, while 56 people have funding but are not yet in SDA. Place occupancy is moderate at 64.0%, with 165 people in SDA against 258 available places — implying up to 93 places may be vacant.

Darebin - North



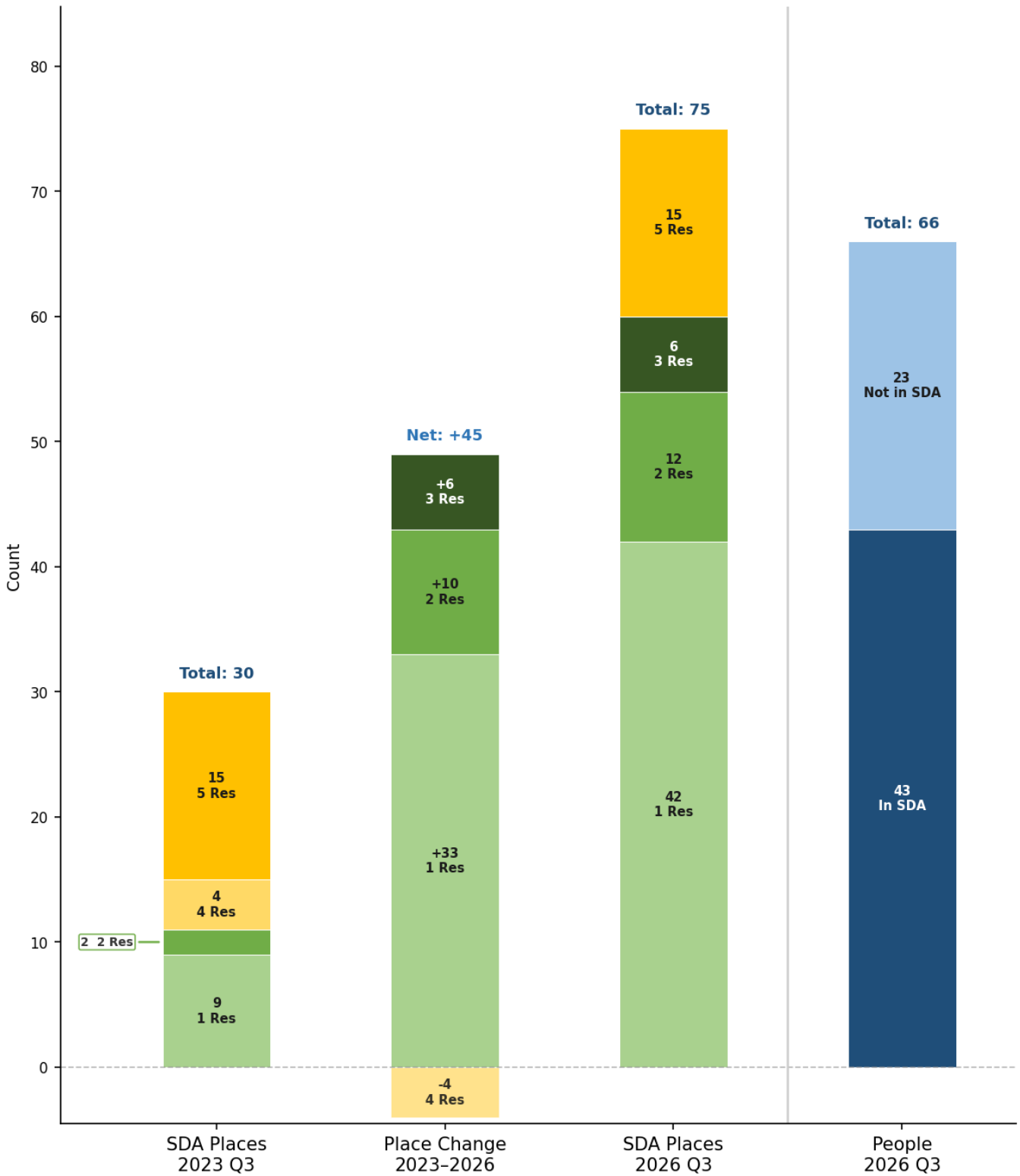
SDA supply in Darebin - North has grown from 207 to 235 places between 2023 Q3 and 2026 Q3 — an increase of 28 places (14%). In terms of dwelling mix: 1–2 resident places grew from 36 to 73 (+37); 3 resident places declined from 36 to 33 (-3); 4–5 resident group houses were unchanged at 123; and 6 resident (legacy) places reduced from 12 to 6 (-6). Funding utilisation is moderate at 79.0% — 139 of 176 people with SDA funding are currently using it, while 37 people have funding but are not yet in SDA. Place occupancy is low at 59.1%, with 139 people in SDA against 235 available places — implying up to 96 places may be vacant.

Darebin - South



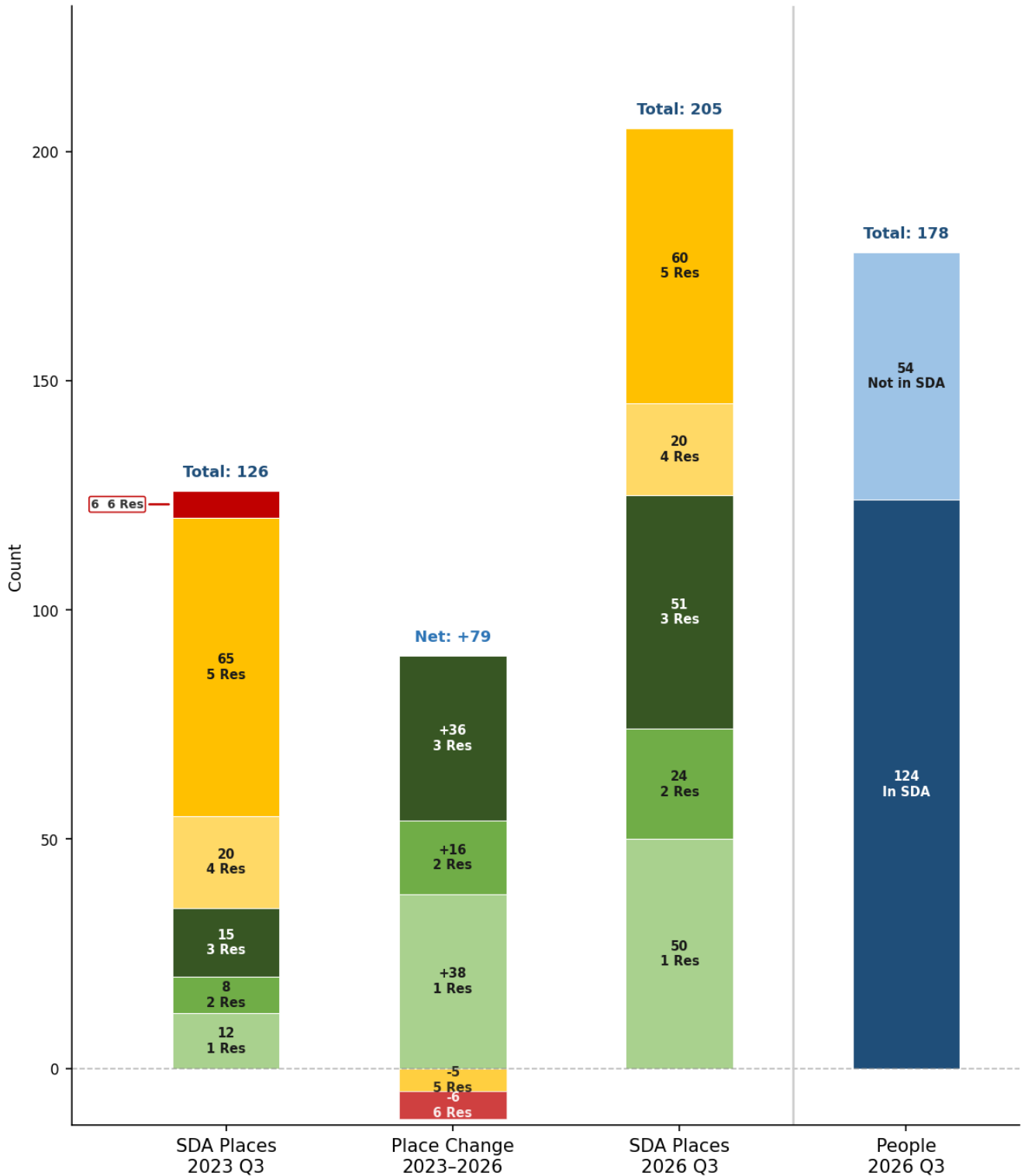
SDA supply in Darebin - South has grown from 84 to 112 places between 2023 Q3 and 2026 Q3 — an increase of 28 places (33%). In terms of dwelling mix: 1–2 resident places grew from 25 to 56 (+31); 3 resident places declined from 3 to 0 (-3); 4–5 resident group houses were unchanged at 44; and 6 resident (legacy) places held at 12. Funding utilisation is moderate at 77.5% — 55 of 71 people with SDA funding are currently using it, while 16 people have funding but are not yet in SDA. Place occupancy is low at 49.1%, with 55 people in SDA against 112 available places — implying up to 57 places may be vacant.

Essendon



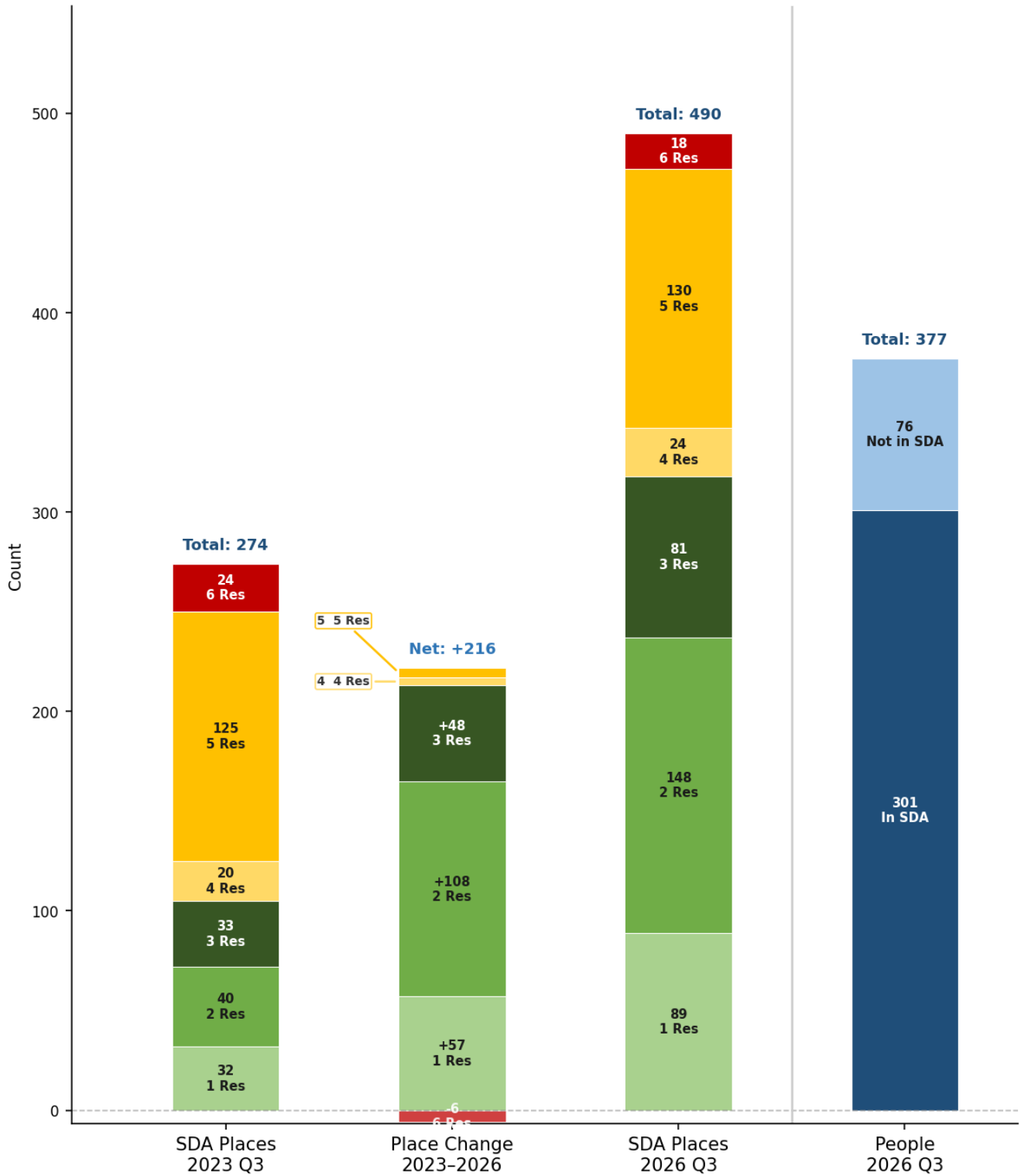
SDA supply in Essendon has grown from 30 to 75 places between 2023 Q3 and 2026 Q3 — an increase of 45 places (150%). In terms of dwelling mix: 1–2 resident places grew from 11 to 54 (+43); 3 resident places rose from 0 to 6 (+6); and 4–5 resident group houses fell from 19 to 15 (-4). Funding utilisation is moderate at 65.2% — 43 of 66 people with SDA funding are currently using it, while 23 people have funding but are not yet in SDA. Place occupancy is low at 57.3%, with 43 people in SDA against 75 available places — implying up to 32 places may be vacant.

Frankston



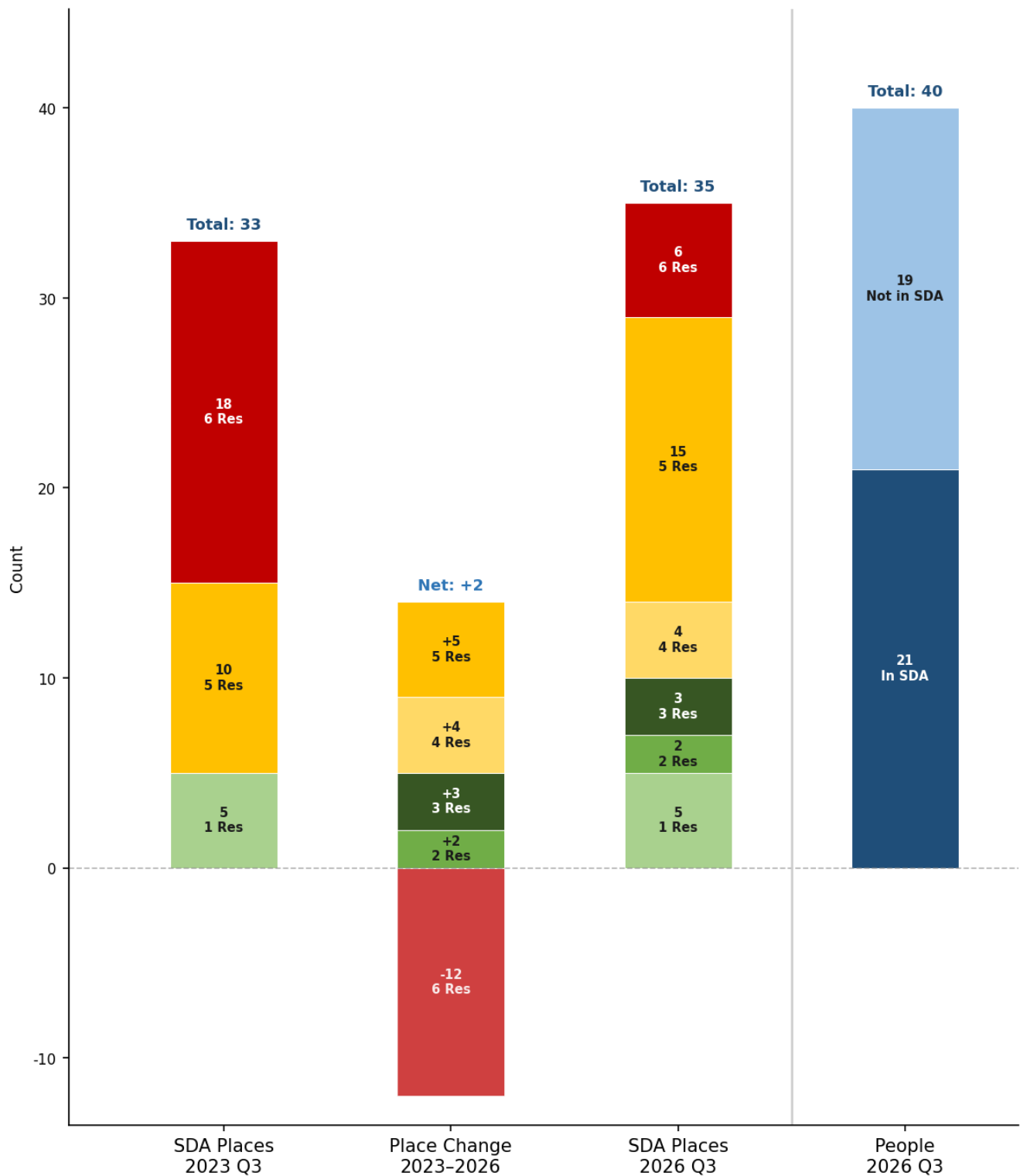
SDA supply in Frankston has grown from 126 to 205 places between 2023 Q3 and 2026 Q3 — an increase of 79 places (63%). In terms of dwelling mix: 1–2 resident places grew from 20 to 74 (+54); 3 resident places rose from 15 to 51 (+36); 4–5 resident group houses fell from 85 to 80 (-5); and 6 resident (legacy) places reduced from 6 to 0 (-6). Funding utilisation is moderate at 69.7% — 124 of 178 people with SDA funding are currently using it, while 54 people have funding but are not yet in SDA. Place occupancy is moderate at 60.5%, with 124 people in SDA against 205 available places — implying up to 81 places may be vacant.

Geelong



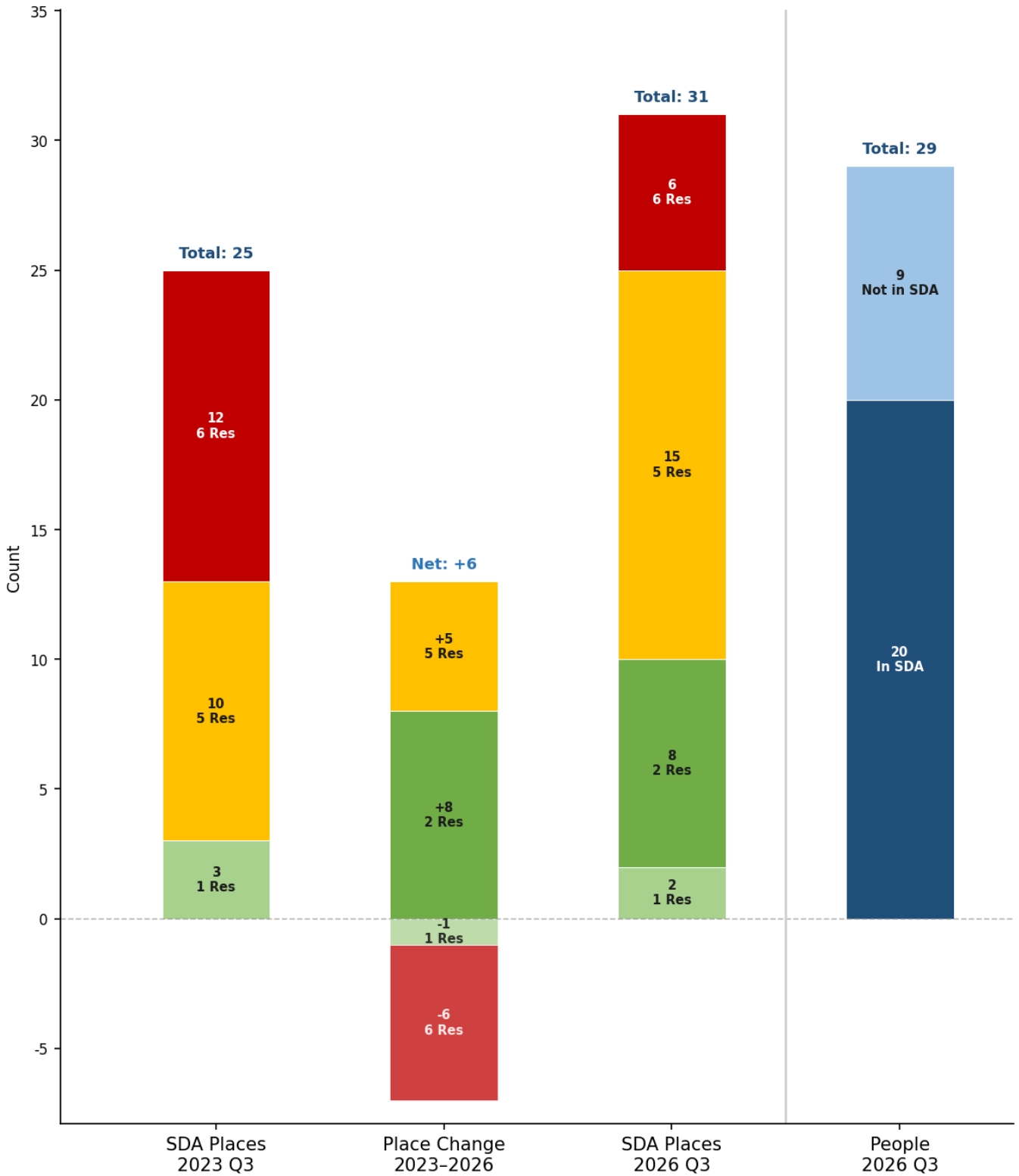
SDA supply in Geelong has grown from 274 to 490 places between 2023 Q3 and 2026 Q3 — an increase of 216 places (79%). In terms of dwelling mix: 1–2 resident places grew from 72 to 237 (+165); 3 resident places rose from 33 to 81 (+48); 4–5 resident group houses rose from 145 to 154 (+9); and 6 resident (legacy) places reduced from 24 to 18 (-6). Funding utilisation is moderate at 79.8% — 301 of 377 people with SDA funding are currently using it, while 76 people have funding but are not yet in SDA. Place occupancy is moderate at 61.4%, with 301 people in SDA against 490 available places — implying up to 189 places may be vacant.

Gippsland - East



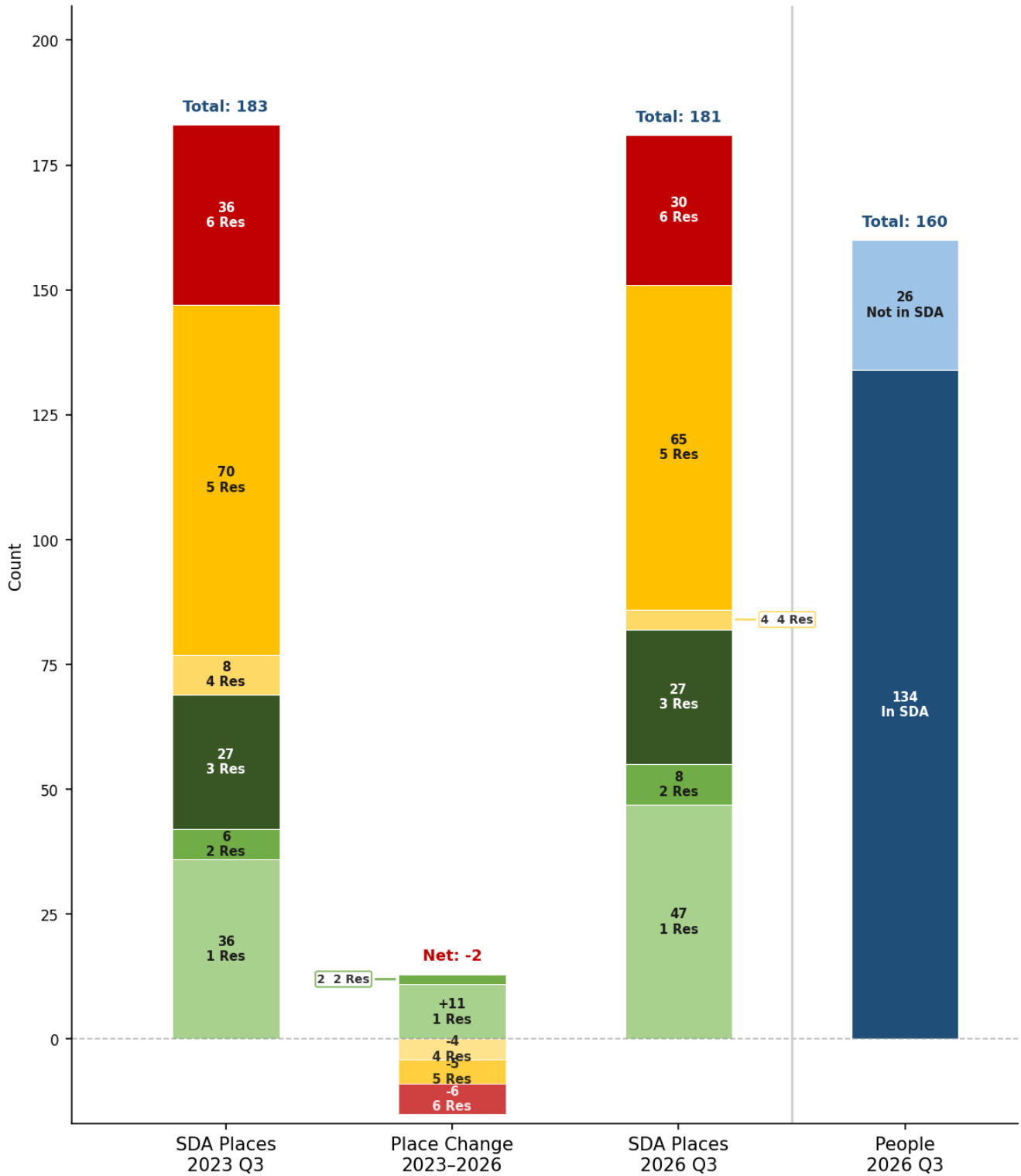
SDA supply in Gippsland - East has grown from 33 to 35 places between 2023 Q3 and 2026 Q3 — an increase of 2 places (6%). In terms of dwelling mix: 1–2 resident places grew from 5 to 7 (+2); 3 resident places rose from 0 to 3 (+3); 4–5 resident group houses rose from 10 to 19 (+9); and 6 resident (legacy) places reduced from 18 to 6 (-12). Funding utilisation is low at 52.5% — 21 of 40 people with SDA funding are currently using it, while 19 people have funding but are not yet in SDA. Place occupancy is moderate at 60.0%, with 21 people in SDA against 35 available places — implying up to 14 places may be vacant.

Gippsland - South West



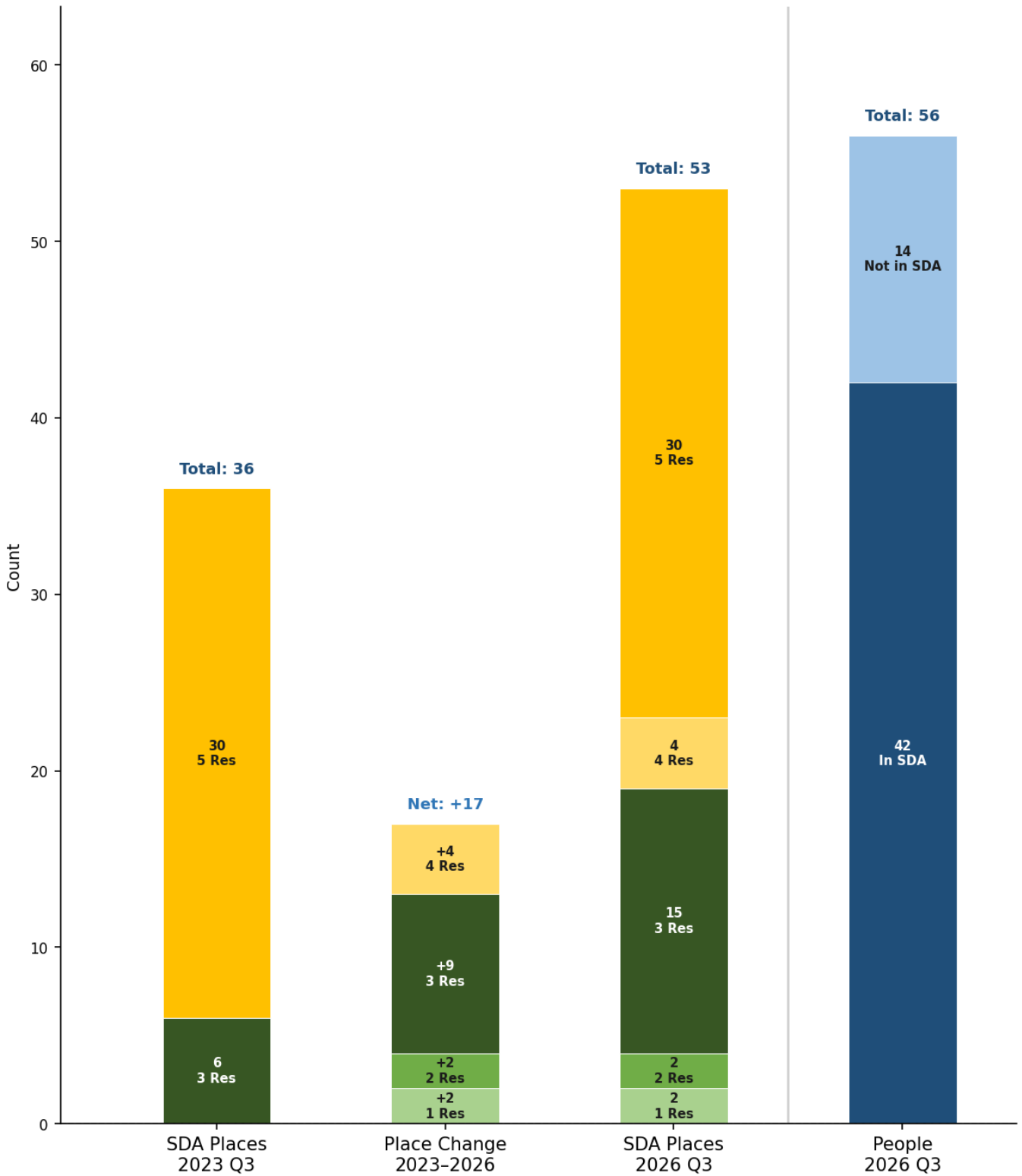
SDA supply in Gippsland - South West has grown from 25 to 31 places between 2023 Q3 and 2026 Q3 — an increase of 6 places (24%). In terms of dwelling mix: 1–2 resident places grew from 3 to 10 (+7); 4–5 resident group houses rose from 10 to 15 (+5); and 6 resident (legacy) places reduced from 12 to 6 (-6). Funding utilisation is moderate at 69.0% — 20 of 29 people with SDA funding are currently using it, while 9 people have funding but are not yet in SDA. Place occupancy is moderate at 64.5%, with 20 people in SDA against 31 available places — implying up to 11 places may be vacant.

Glen Eira



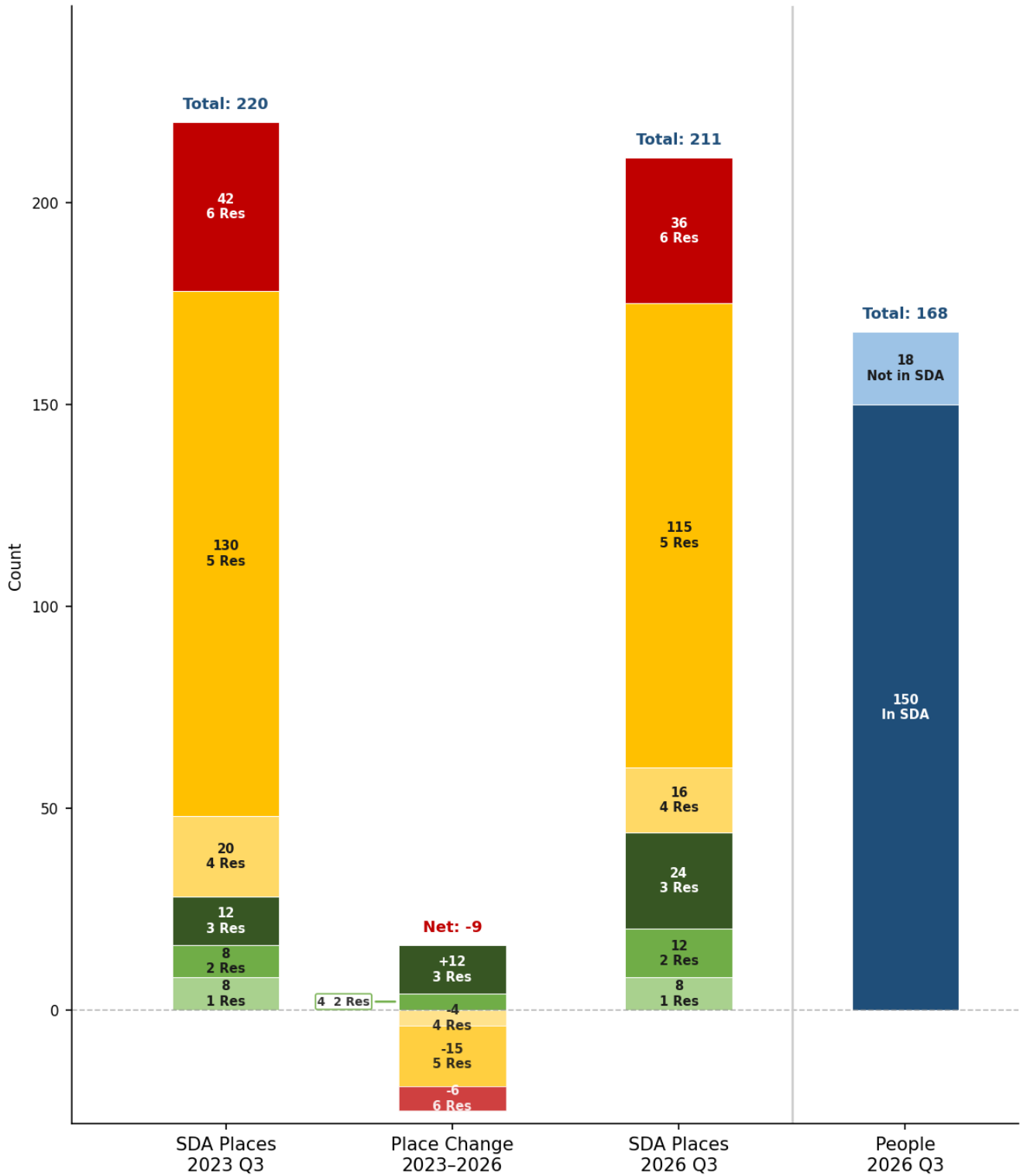
SDA supply in Glen Eira has fallen from 183 to 181 places between 2023 Q3 and 2026 Q3 — a reduction of 2 places (1%). In terms of dwelling mix: 1–2 resident places grew from 42 to 55 (+13); 3 resident places were unchanged at 27; 4–5 resident group houses fell from 78 to 69 (-9); and 6 resident (legacy) places reduced from 36 to 30 (-6). Funding utilisation is high at 83.8% — 134 of 160 people with SDA funding are currently using it, while 26 people have funding but are not yet in SDA. Place occupancy is moderate at 74.0%, with 134 people in SDA against 181 available places — implying up to 47 places may be vacant.

Glenelg - Southern Grampians



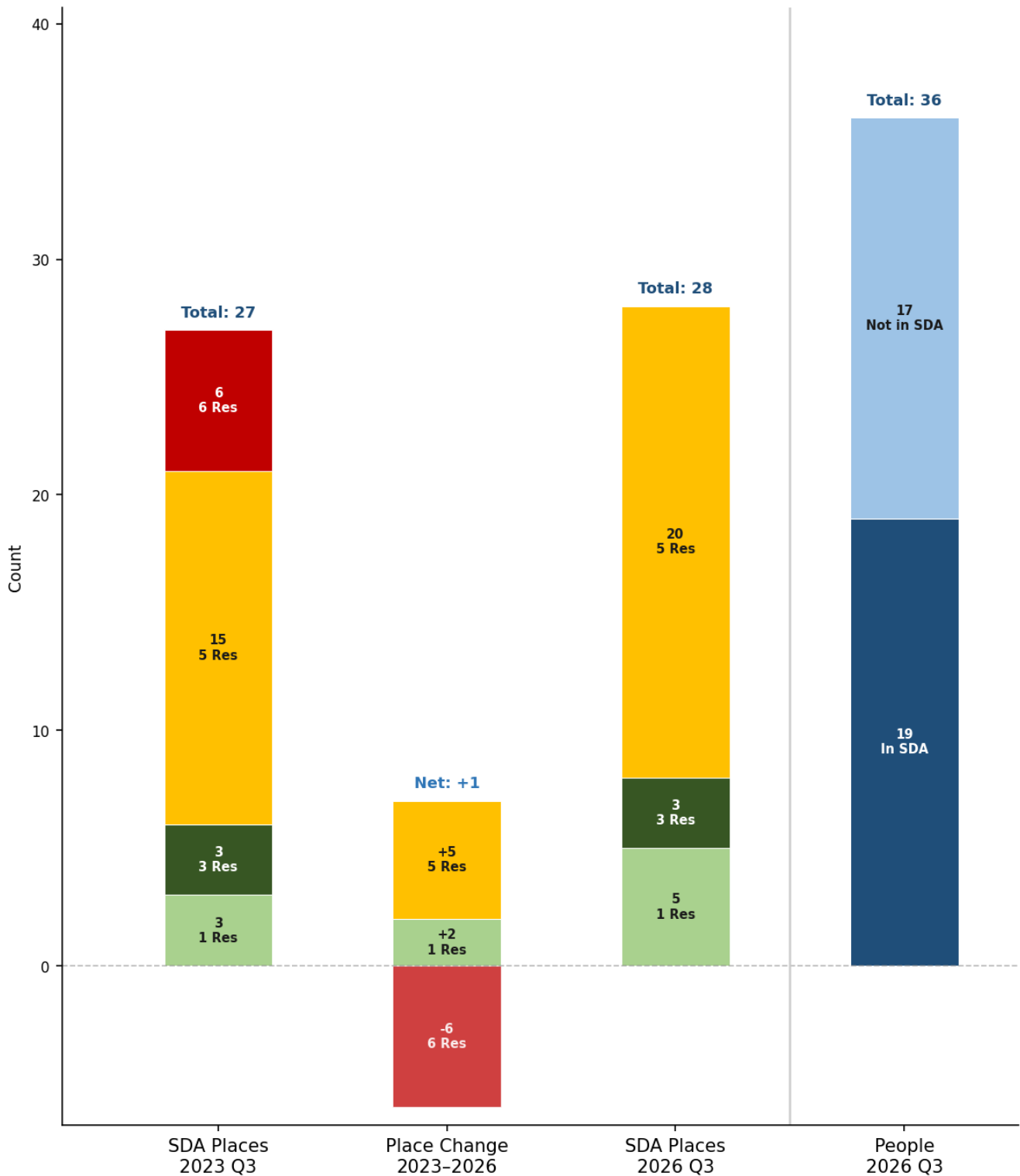
SDA supply in Glenelg - Southern Grampians has grown from 36 to 53 places between 2023 Q3 and 2026 Q3 — an increase of 17 places (47%). In terms of dwelling mix: 1–2 resident places grew from 0 to 4 (+4); 3 resident places rose from 6 to 15 (+9); and 4–5 resident group houses rose from 30 to 34 (+4). Funding utilisation is moderate at 75.0% — 42 of 56 people with SDA funding are currently using it, while 14 people have funding but are not yet in SDA. Place occupancy is moderate at 79.2%, with 42 people in SDA against 53 available places — implying up to 11 places may be vacant.

Grampians



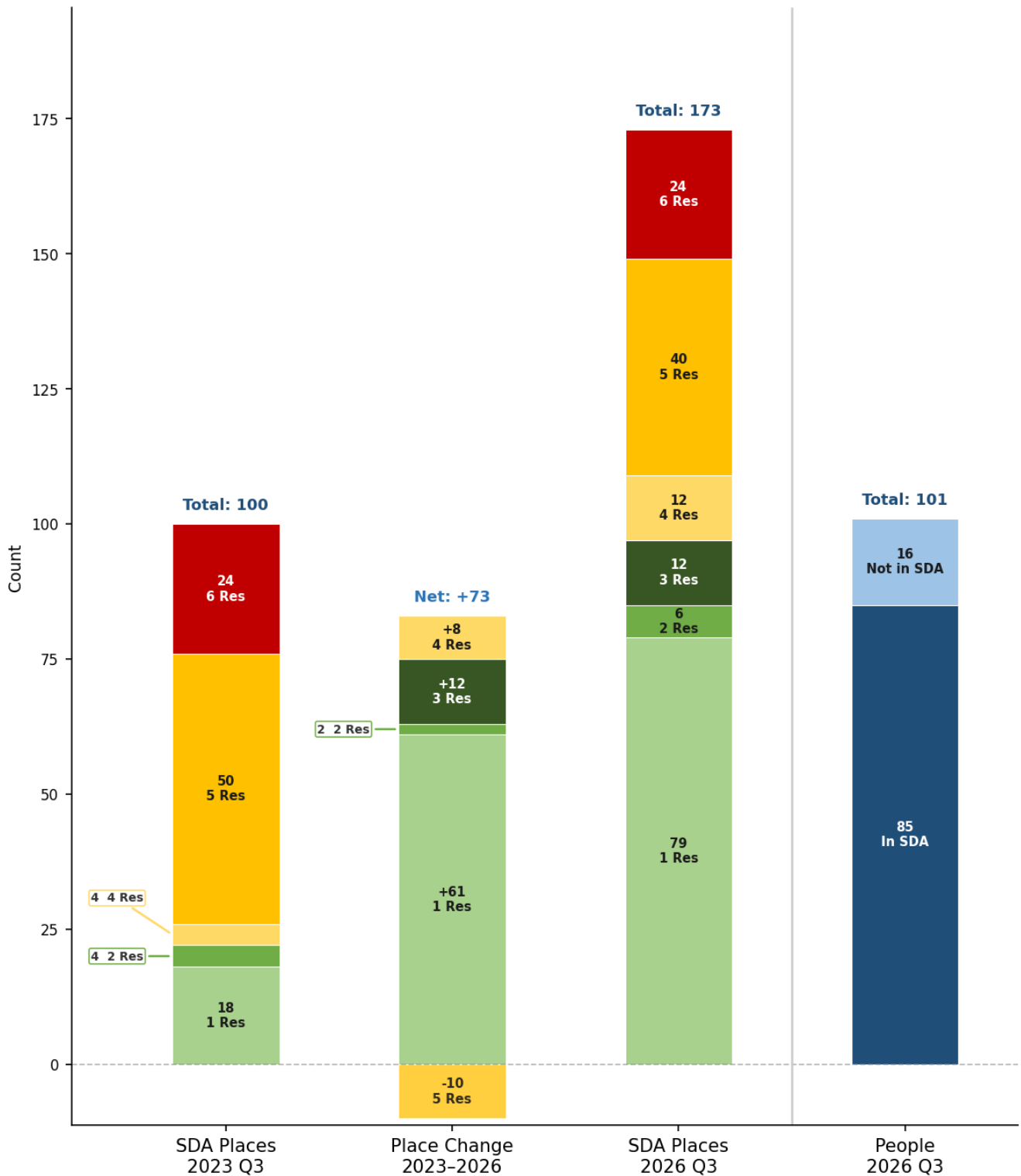
SDA supply in Grampians has fallen from 220 to 211 places between 2023 Q3 and 2026 Q3 — a reduction of 9 places (4%). In terms of dwelling mix: 1–2 resident places grew from 16 to 20 (+4); 3 resident places rose from 12 to 24 (+12); 4–5 resident group houses fell from 150 to 131 (-19); and 6 resident (legacy) places reduced from 42 to 36 (-6). Funding utilisation is high at 89.3% — 150 of 168 people with SDA funding are currently using it, while 18 people have funding but are not yet in SDA. Place occupancy is moderate at 71.1%, with 150 people in SDA against 211 available places — implying up to 61 places may be vacant.

Heathcote - Castlemaine - Kyneton



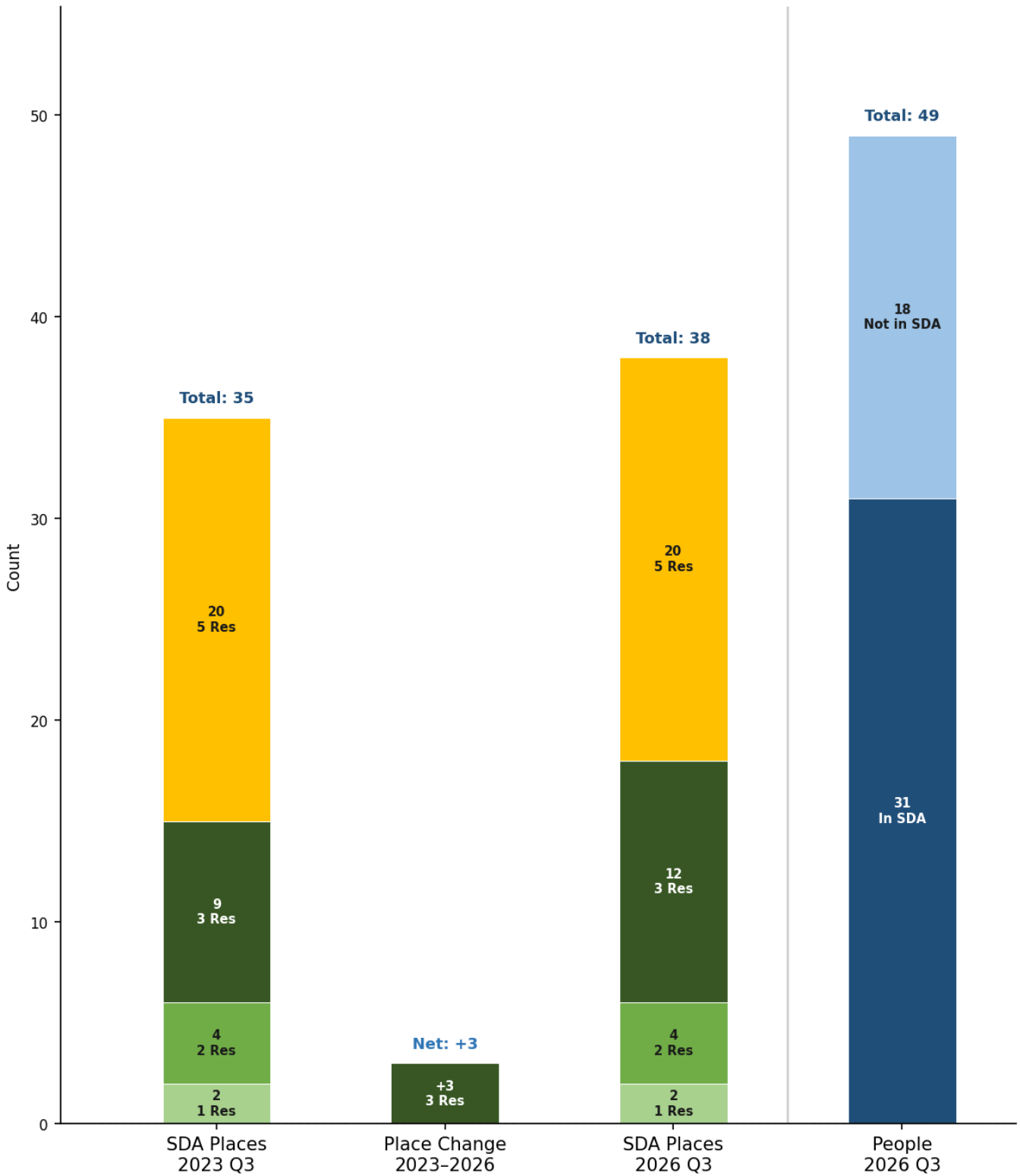
SDA supply in Heathcote - Castlemaine - Kyneton has grown from 27 to 28 places between 2023 Q3 and 2026 Q3 — an increase of 1 places (4%). In terms of dwelling mix: 1–2 resident places grew from 3 to 5 (+2); 3 resident places were unchanged at 3; 4–5 resident group houses rose from 15 to 20 (+5); and 6 resident (legacy) places reduced from 6 to 0 (-6). Funding utilisation is low at 52.8% — 19 of 36 people with SDA funding are currently using it, while 17 people have funding but are not yet in SDA. Place occupancy is moderate at 67.9%, with 19 people in SDA against 28 available places — implying up to 9 places may be vacant.

Hobsons Bay



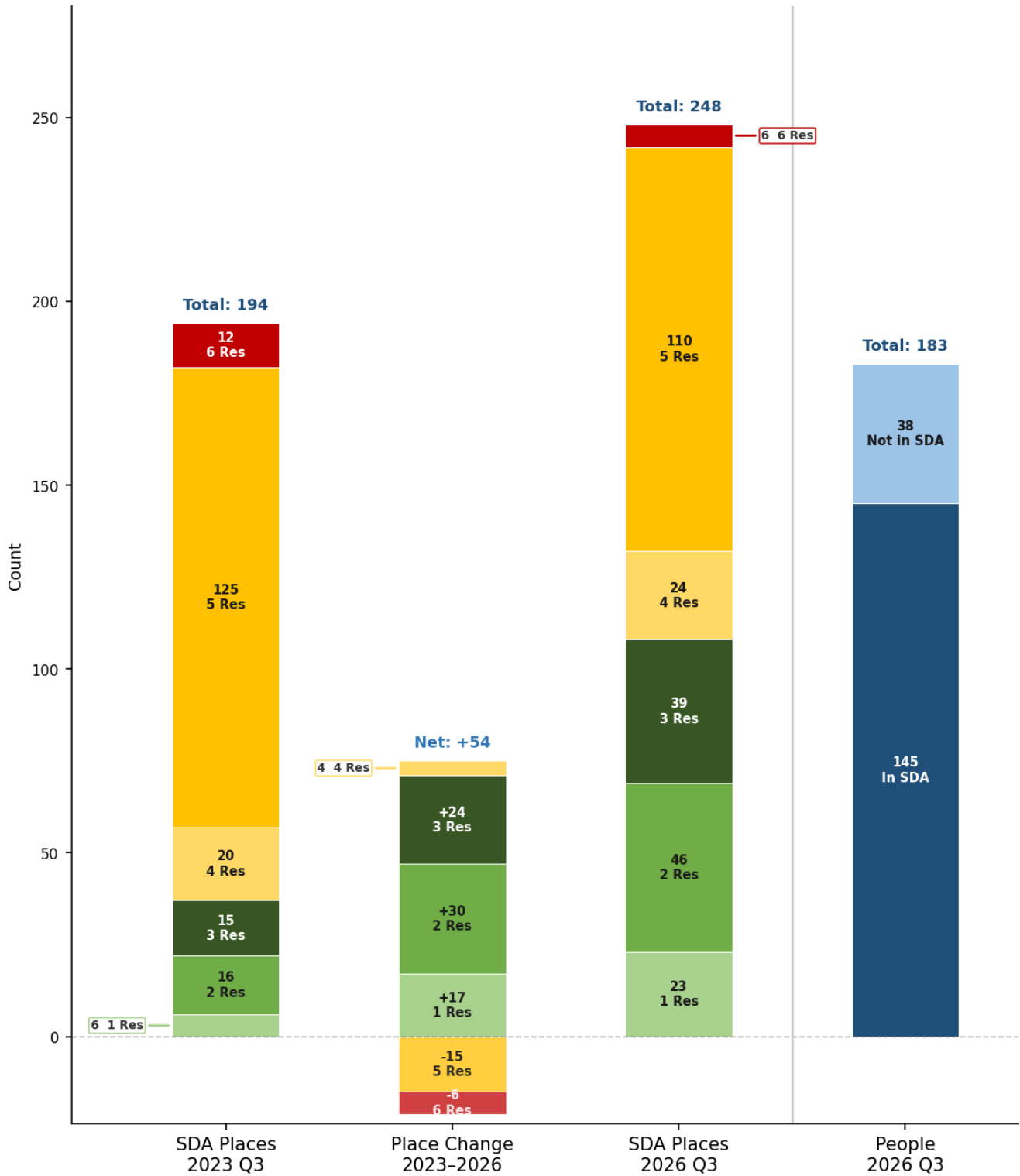
SDA supply in Hobsons Bay has grown from 100 to 173 places between 2023 Q3 and 2026 Q3 — an increase of 73 places (73%). In terms of dwelling mix: 1–2 resident places grew from 22 to 85 (+63); 3 resident places rose from 0 to 12 (+12); 4–5 resident group houses fell from 54 to 52 (-2); and 6 resident (legacy) places held at 24. Funding utilisation is high at 84.2% — 85 of 101 people with SDA funding are currently using it, while 16 people have funding but are not yet in SDA. Place occupancy is low at 49.1%, with 85 people in SDA against 173 available places — implying up to 88 places may be vacant.

Keilor



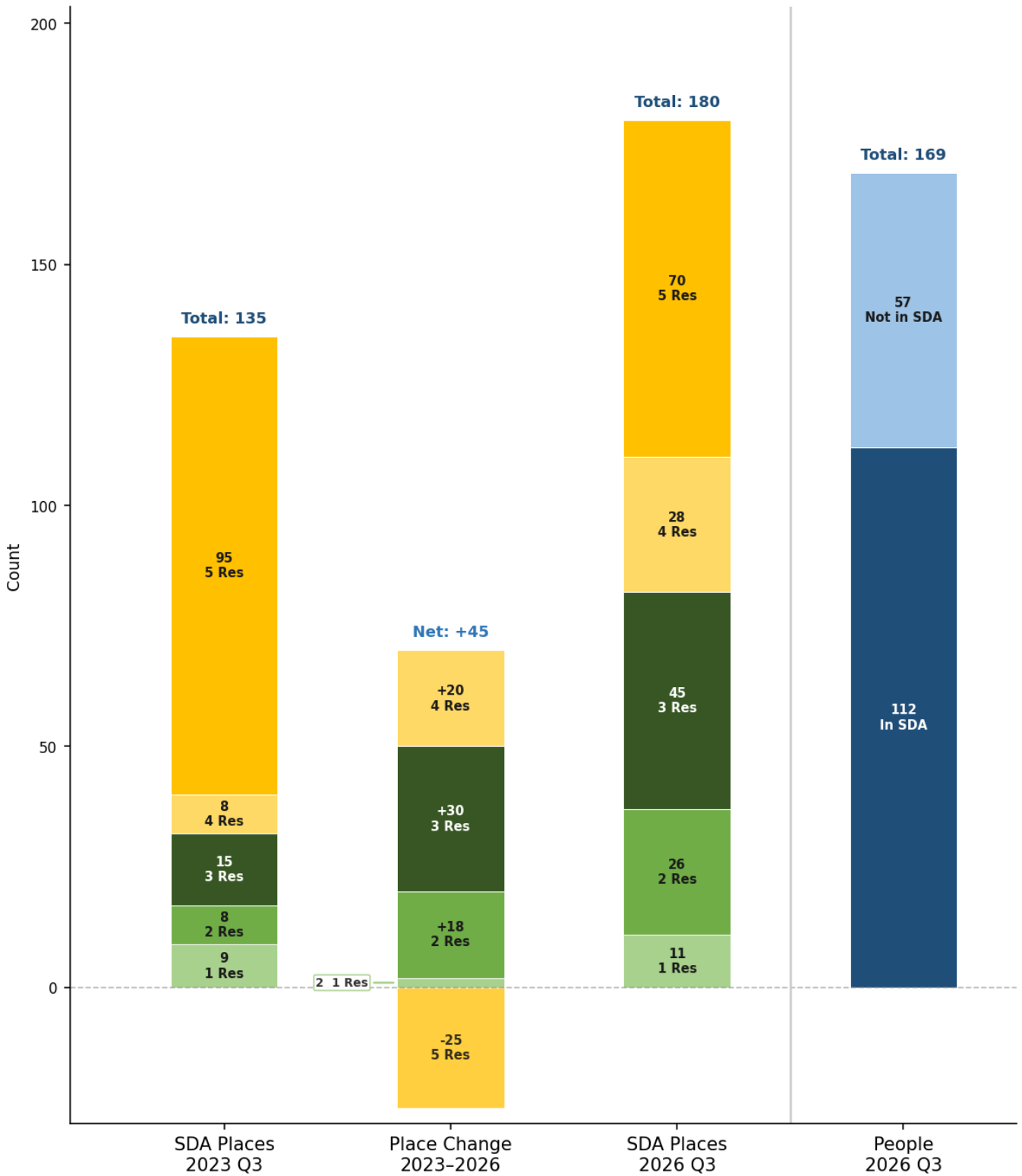
SDA supply in Keilor has grown from 35 to 38 places between 2023 Q3 and 2026 Q3 — an increase of 3 places (9%). In terms of dwelling mix: 1–2 resident places held steady at 6; 3 resident places rose from 9 to 12 (+3); and 4–5 resident group houses were unchanged at 20. Funding utilisation is moderate at 63.3% — 31 of 49 people with SDA funding are currently using it, while 18 people have funding but are not yet in SDA. Place occupancy is high at 81.6%, with 31 people in SDA against 38 available places — implying up to 7 places may be vacant.

Kingston



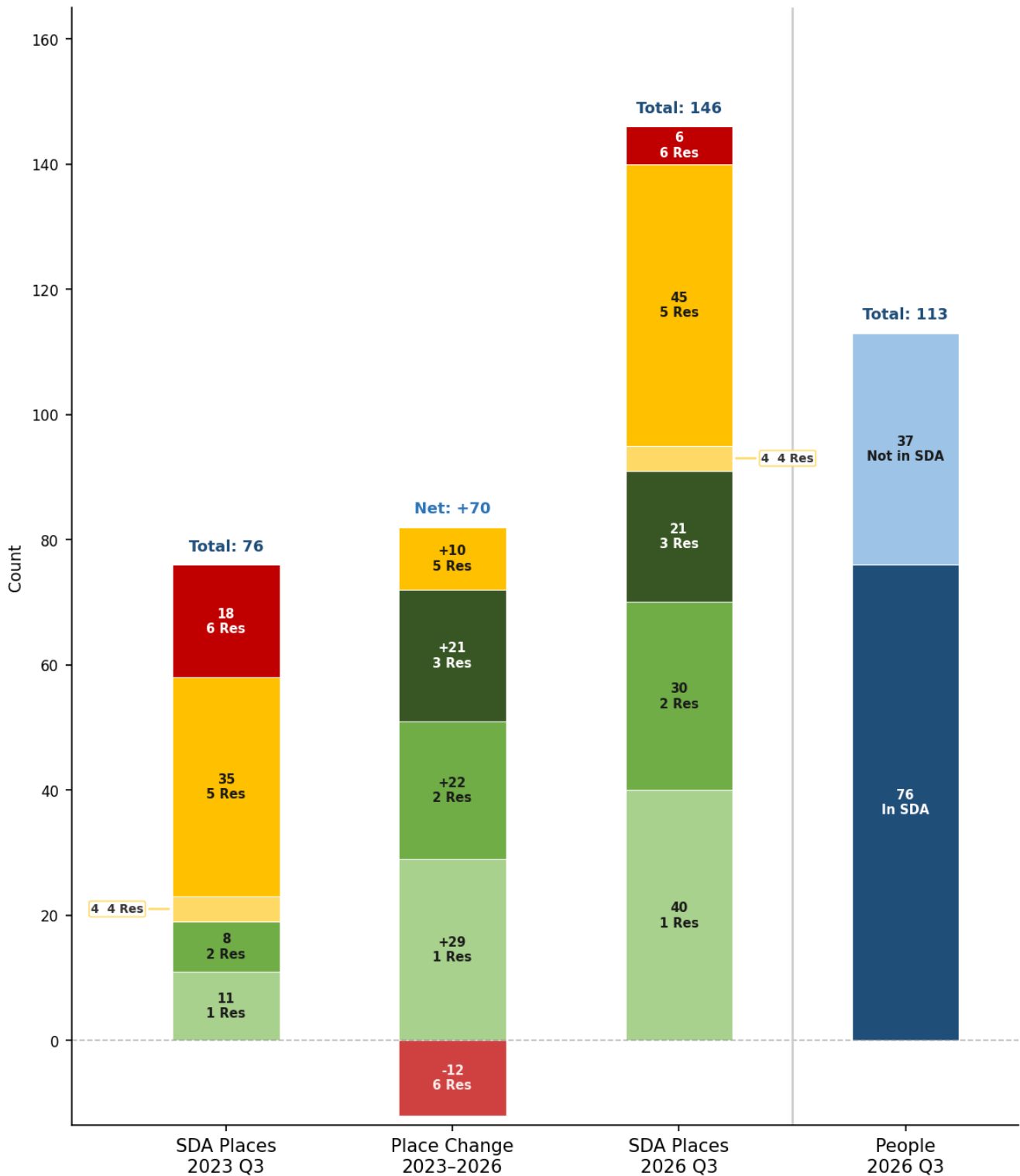
SDA supply in Kingston has grown from 194 to 248 places between 2023 Q3 and 2026 Q3 — an increase of 54 places (28%). In terms of dwelling mix: 1–2 resident places grew from 22 to 69 (+47); 3 resident places rose from 15 to 39 (+24); 4–5 resident group houses fell from 145 to 134 (-11); and 6 resident (legacy) places reduced from 12 to 6 (-6). Funding utilisation is moderate at 79.2% — 145 of 183 people with SDA funding are currently using it, while 38 people have funding but are not yet in SDA. Place occupancy is low at 58.5%, with 145 people in SDA against 248 available places — implying up to 103 places may be vacant.

Knox



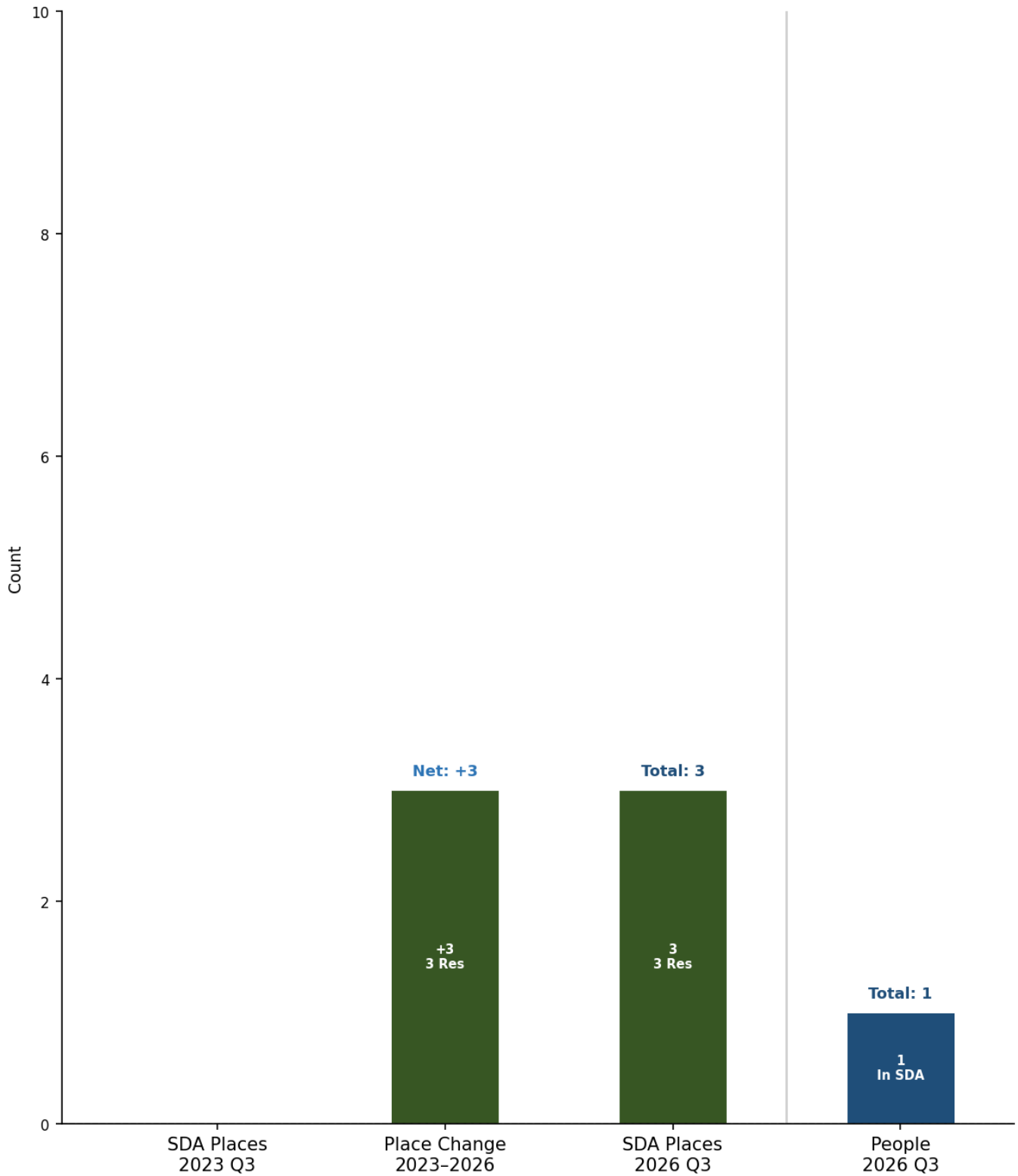
SDA supply in Knox has grown from 135 to 180 places between 2023 Q3 and 2026 Q3 — an increase of 45 places (33%). In terms of dwelling mix: 1–2 resident places grew from 17 to 37 (+20); 3 resident places rose from 15 to 45 (+30); and 4–5 resident group houses fell from 103 to 98 (-5). Funding utilisation is moderate at 66.3% — 112 of 169 people with SDA funding are currently using it, while 57 people have funding but are not yet in SDA. Place occupancy is moderate at 62.2%, with 112 people in SDA against 180 available places — implying up to 68 places may be vacant.

Latrobe Valley



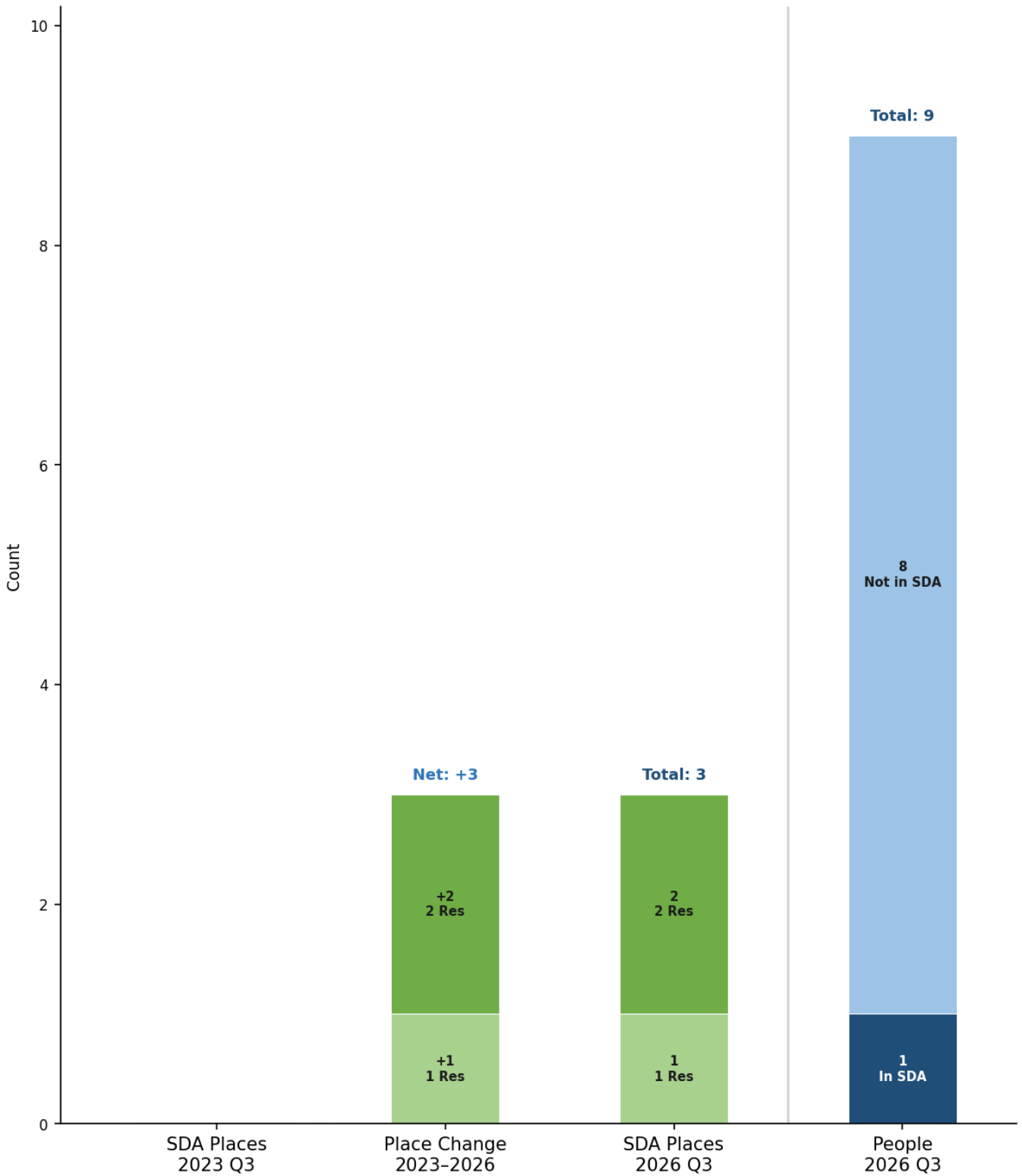
SDA supply in Latrobe Valley has grown from 76 to 146 places between 2023 Q3 and 2026 Q3 — an increase of 70 places (92%). In terms of dwelling mix: 1–2 resident places grew from 19 to 70 (+51); 3 resident places rose from 0 to 21 (+21); 4–5 resident group houses rose from 39 to 49 (+10); and 6 resident (legacy) places reduced from 18 to 6 (-12). Funding utilisation is moderate at 67.3% — 76 of 113 people with SDA funding are currently using it, while 37 people have funding but are not yet in SDA. Place occupancy is low at 52.1%, with 76 people in SDA against 146 available places — implying up to 70 places may be vacant.

Loddon - Elmore



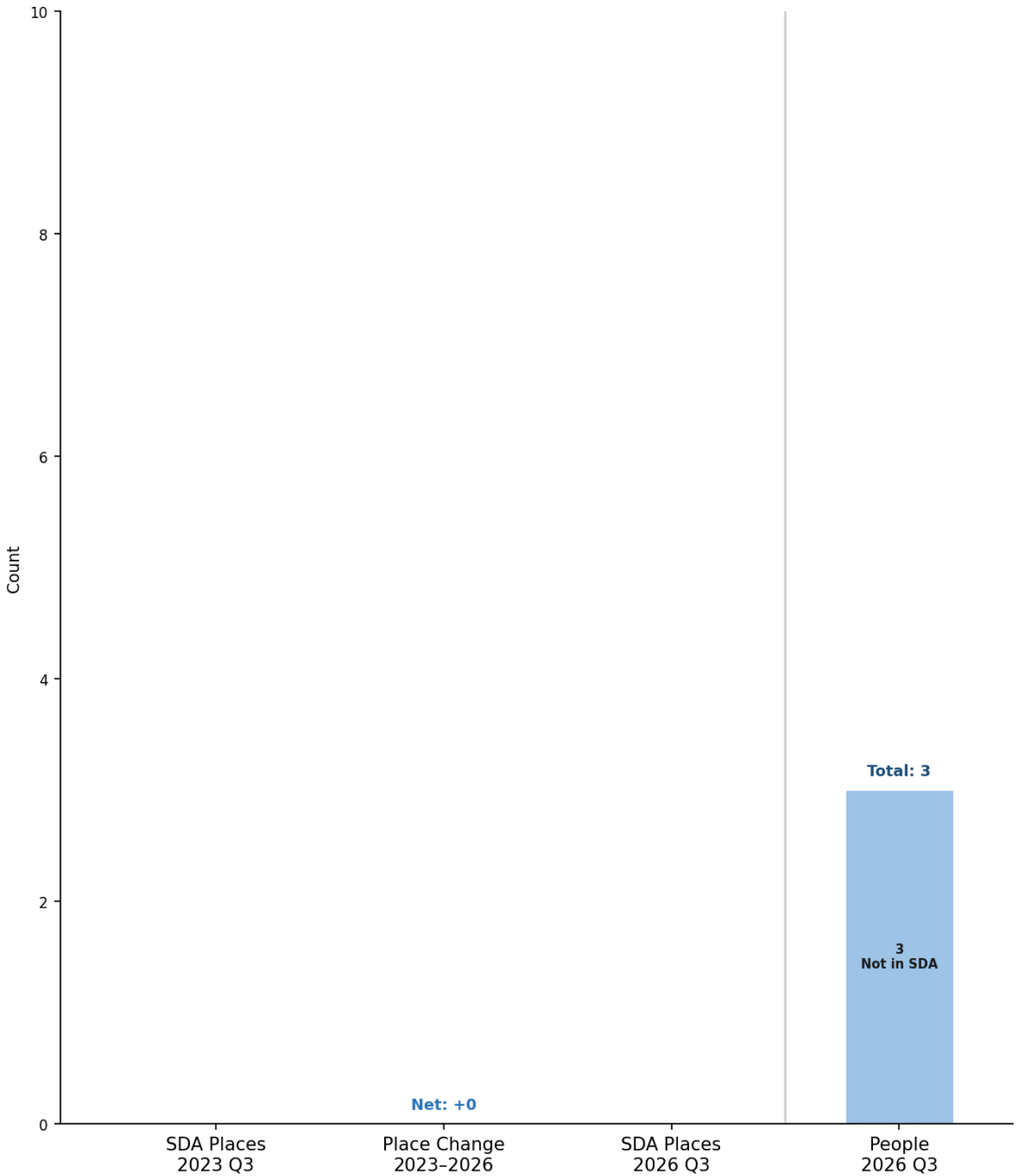
Loddon - Elmore had no SDA places recorded in 2023 Q3 but had 3 by 2026 Q3. Funding utilisation is high at 100.0% — 1 of 1 people with SDA funding are currently using it, while 0 people have funding but are not yet in SDA. Place occupancy is low at 33.3%, with 1 people in SDA against 3 available places — implying up to 2 places may be vacant.

Macedon Ranges



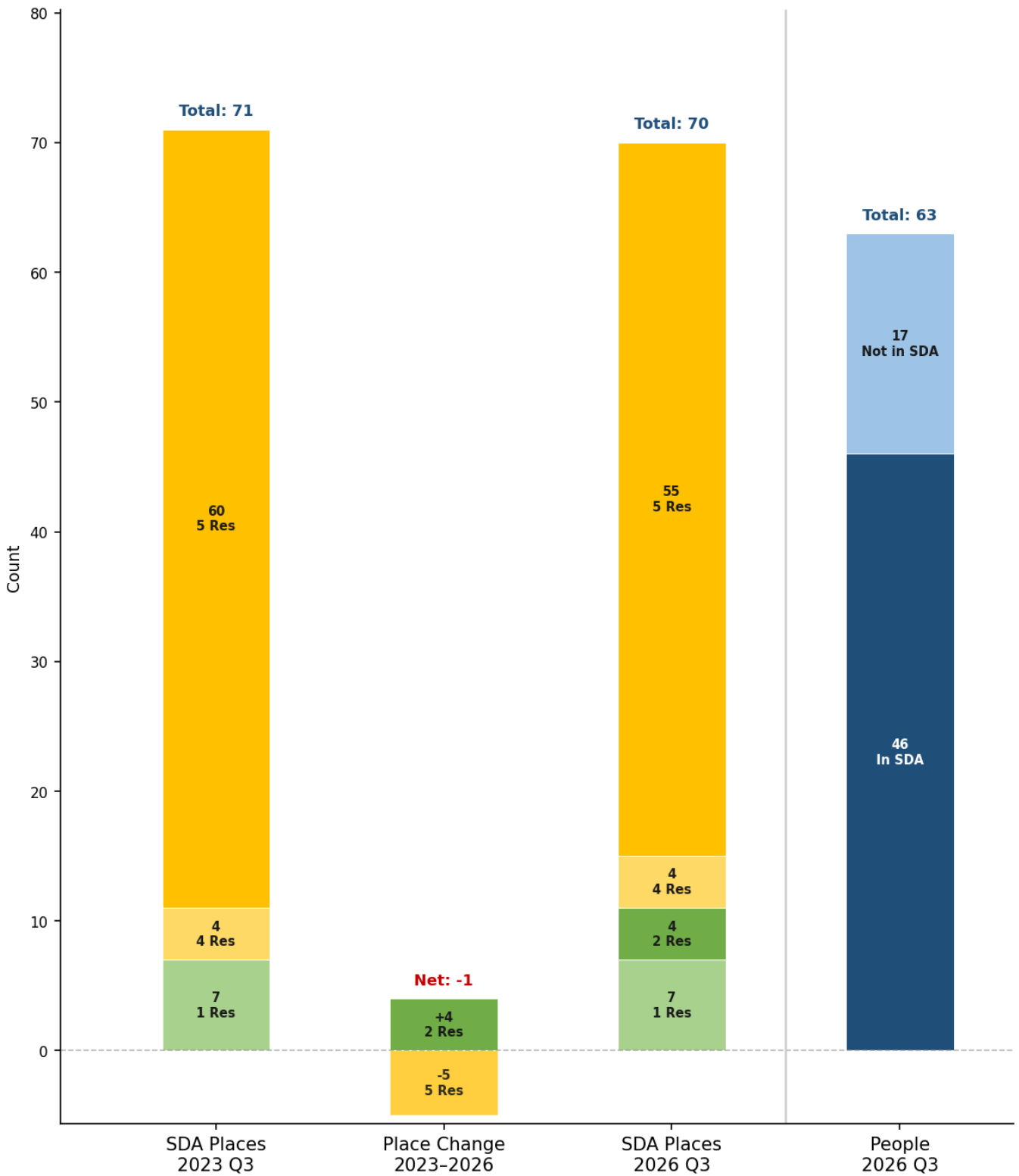
Macedon Ranges had no SDA places recorded in 2023 Q3 but had 3 by 2026 Q3. Funding utilisation is low at 11.1% — 1 of 9 people with SDA funding are currently using it, while 8 people have funding but are not yet in SDA. Place occupancy is low at 33.3%, with 1 people in SDA against 3 available places — implying up to 2 places may be vacant.

Manningham - East



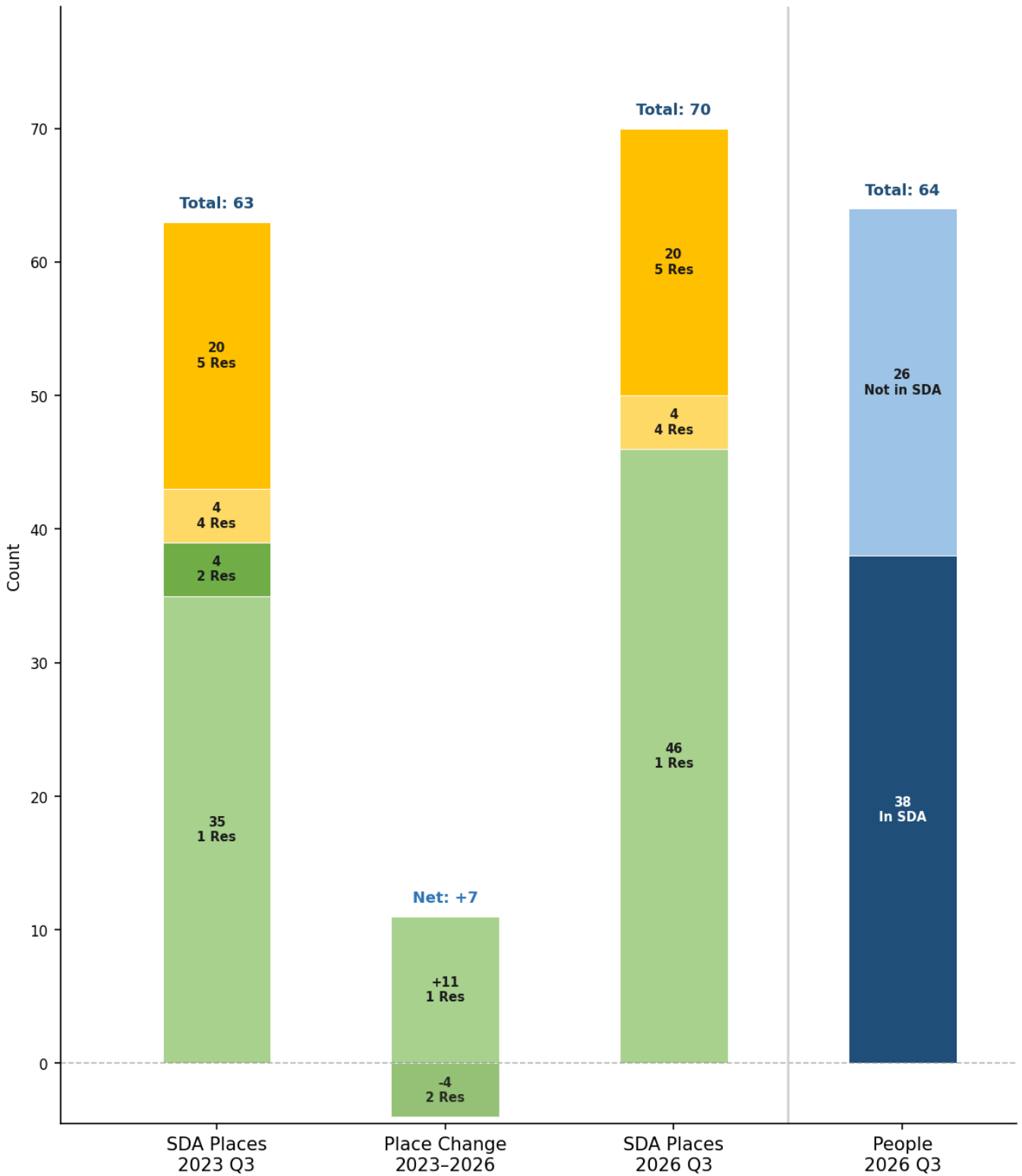
Manningham - East had no recorded SDA places in either 2023 Q3 or 2026 Q3. Funding utilisation is low at 0.0% — 0 of 3 people with SDA funding are currently using it, while 3 people have funding but are not yet in SDA.

Manningham - West



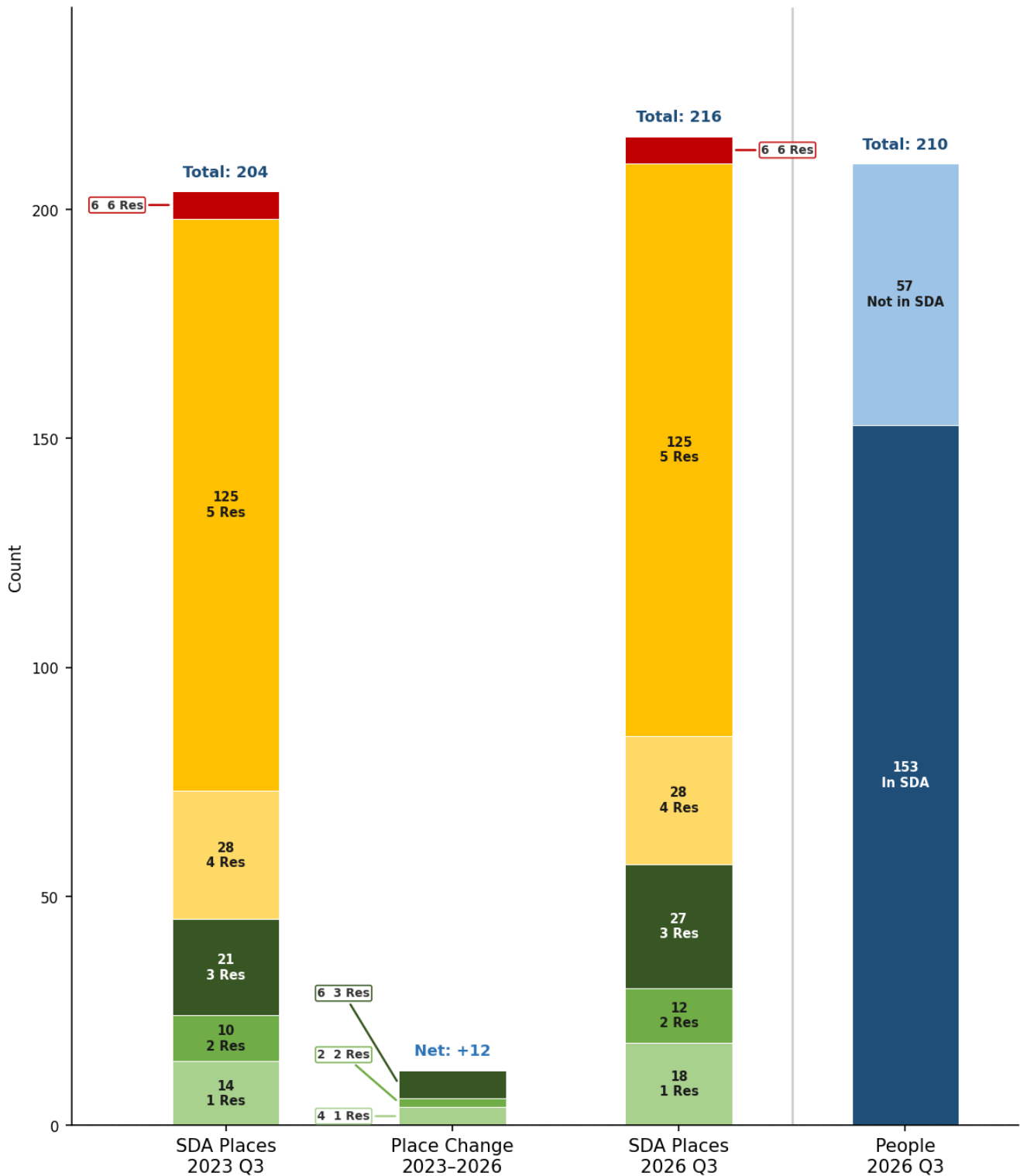
SDA supply in Manningham - West has fallen from 71 to 70 places between 2023 Q3 and 2026 Q3 — a reduction of 1 places (1%). In terms of dwelling mix: 1–2 resident places grew from 7 to 11 (+4); and 4–5 resident group houses fell from 64 to 59 (-5). Funding utilisation is moderate at 73.0% — 46 of 63 people with SDA funding are currently using it, while 17 people have funding but are not yet in SDA. Place occupancy is moderate at 65.7%, with 46 people in SDA against 70 available places — implying up to 24 places may be vacant.

Maribyrnong



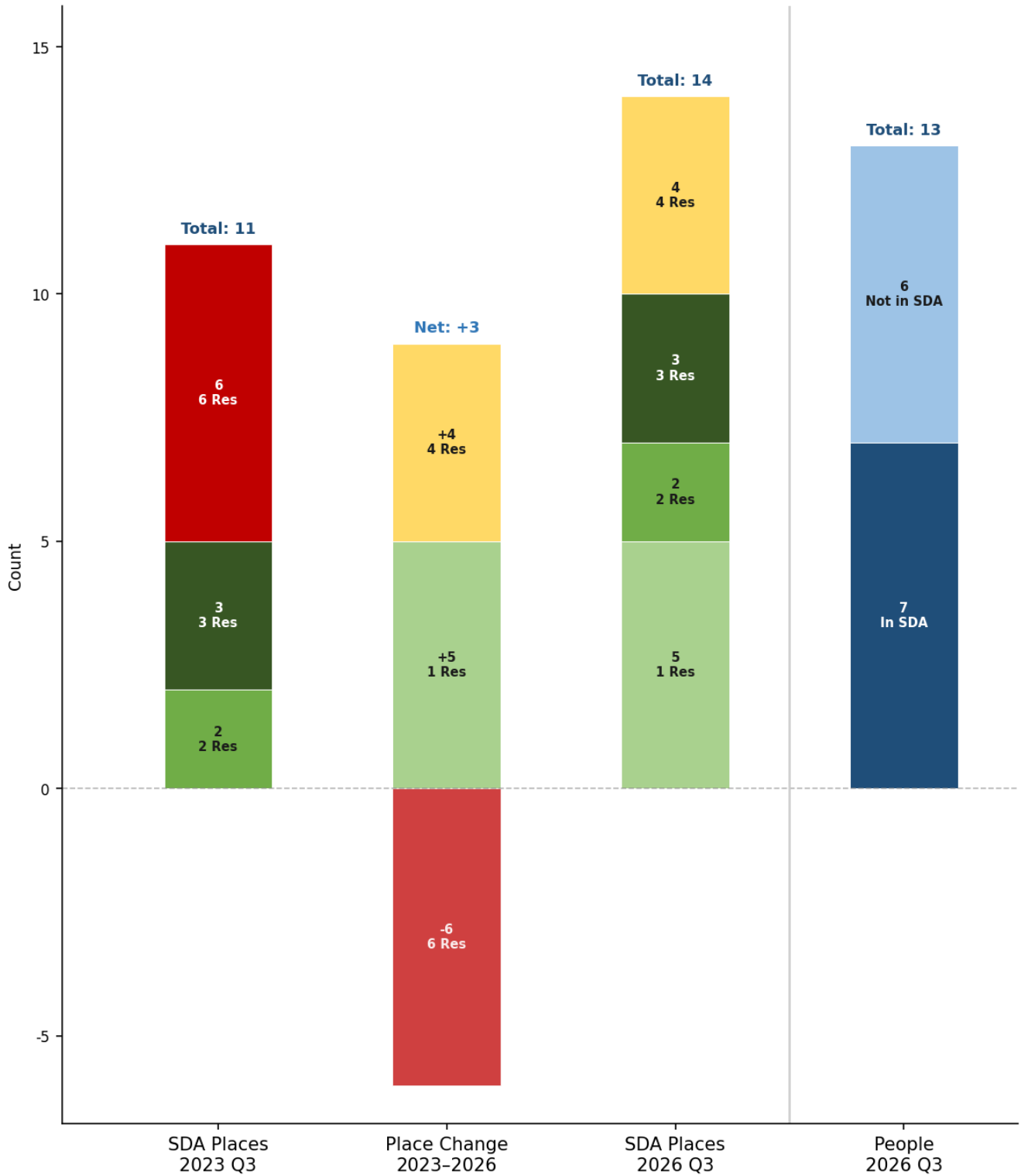
SDA supply in Maribyrnong has grown from 63 to 70 places between 2023 Q3 and 2026 Q3 — an increase of 7 places (11%). In terms of dwelling mix: 1–2 resident places grew from 39 to 46 (+7); and 4–5 resident group houses were unchanged at 24. Funding utilisation is low at 59.4% — 38 of 64 people with SDA funding are currently using it, while 26 people have funding but are not yet in SDA. Place occupancy is low at 54.3%, with 38 people in SDA against 70 available places — implying up to 32 places may be vacant.

Maroondah



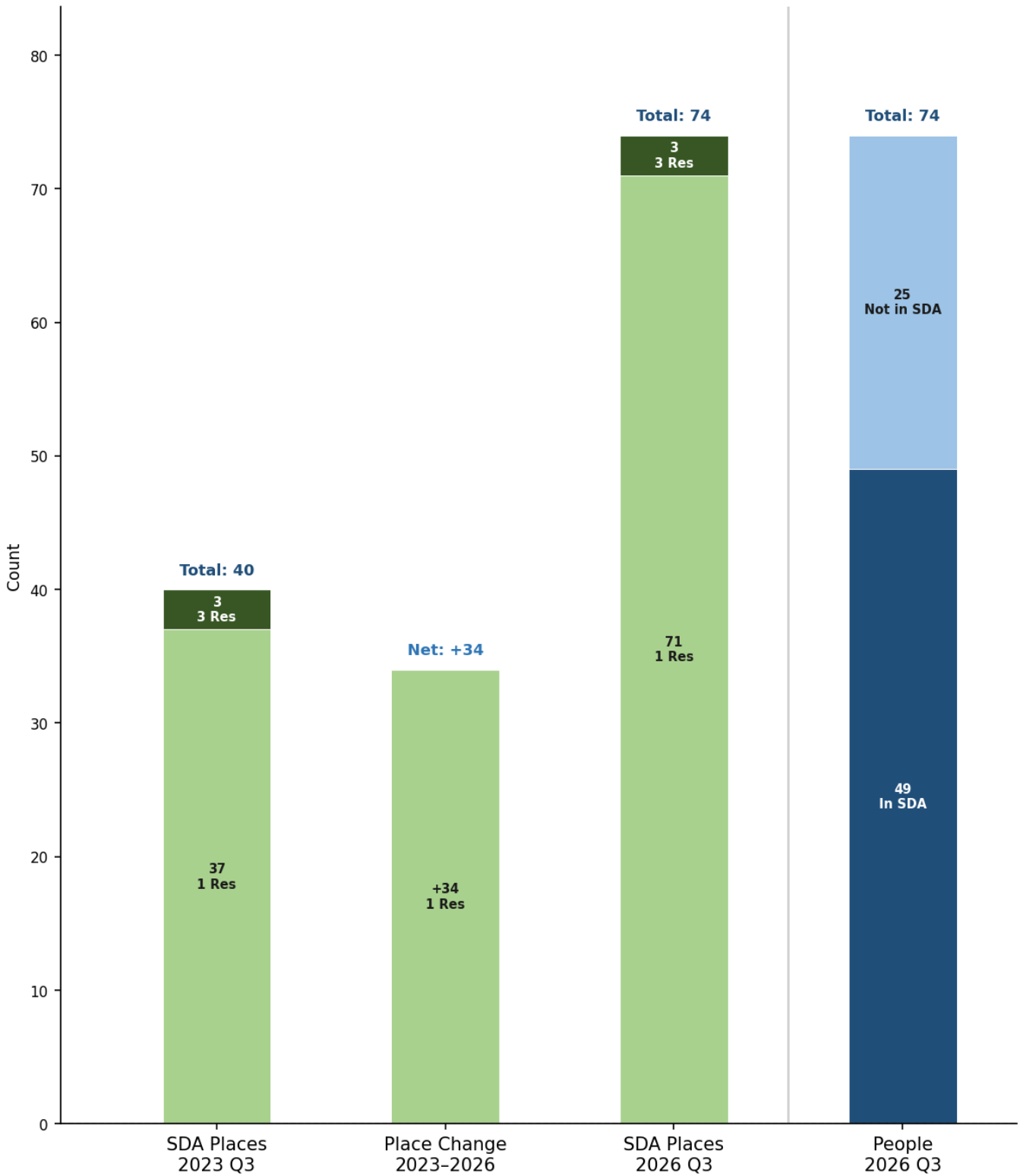
SDA supply in Maroondah has grown from 204 to 216 places between 2023 Q3 and 2026 Q3 — an increase of 12 places (6%). In terms of dwelling mix: 1–2 resident places grew from 24 to 30 (+6); 3 resident places rose from 21 to 27 (+6); 4–5 resident group houses were unchanged at 153; and 6 resident (legacy) places held at 6. Funding utilisation is moderate at 72.9% — 153 of 210 people with SDA funding are currently using it, while 57 people have funding but are not yet in SDA. Place occupancy is moderate at 70.8%, with 153 people in SDA against 216 available places — implying up to 63 places may be vacant.

Maryborough - Pyrenees



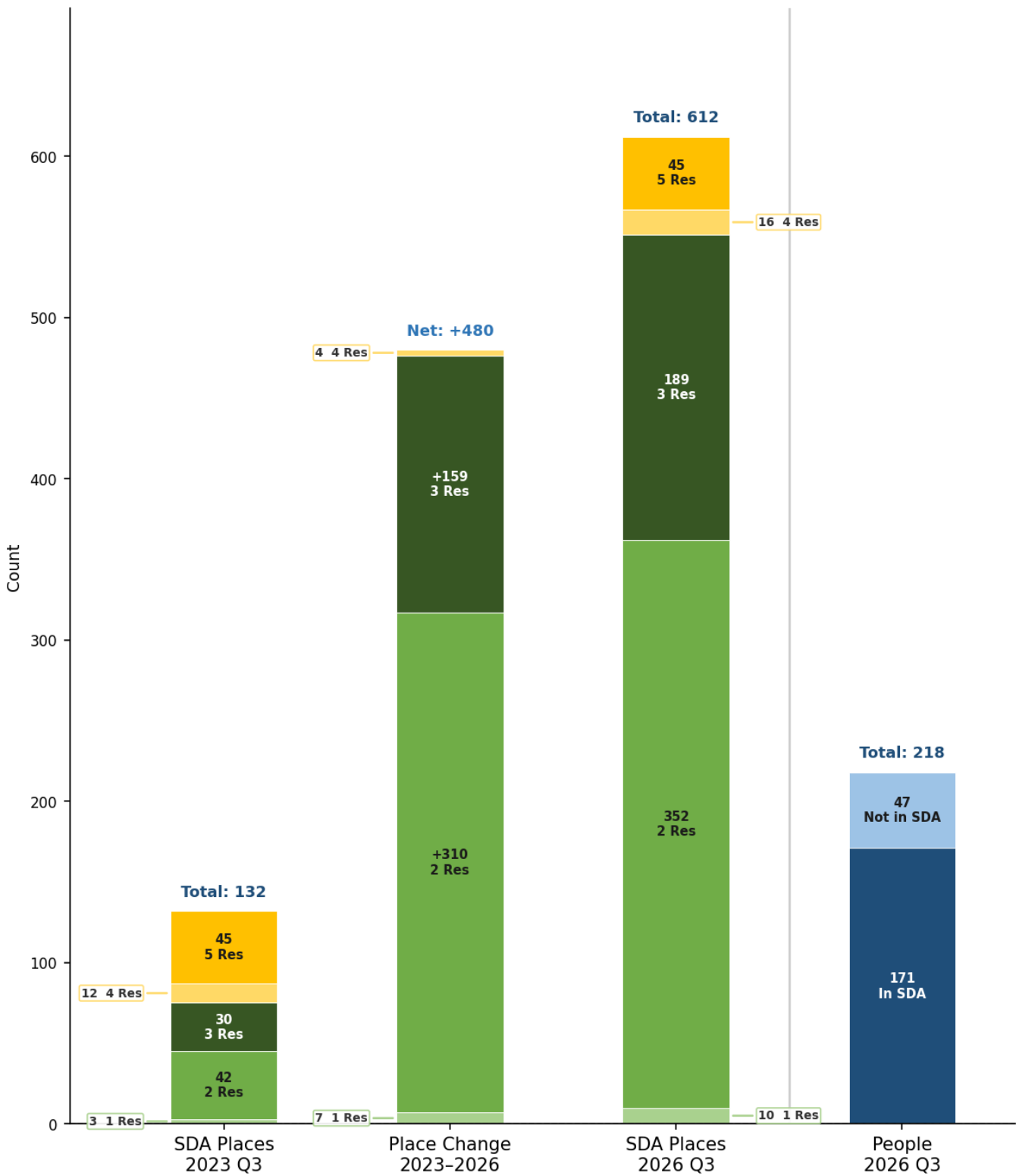
SDA supply in Maryborough - Pyrenees has grown from 11 to 14 places between 2023 Q3 and 2026 Q3 — an increase of 3 places (27%). In terms of dwelling mix: 1–2 resident places grew from 2 to 7 (+5); 3 resident places were unchanged at 3; 4–5 resident group houses rose from 0 to 4 (+4); and 6 resident (legacy) places reduced from 6 to 0 (-6). Funding utilisation is low at 53.8% — 7 of 13 people with SDA funding are currently using it, while 6 people have funding but are not yet in SDA. Place occupancy is low at 50.0%, with 7 people in SDA against 14 available places — implying up to 7 places may be vacant.

Melbourne City



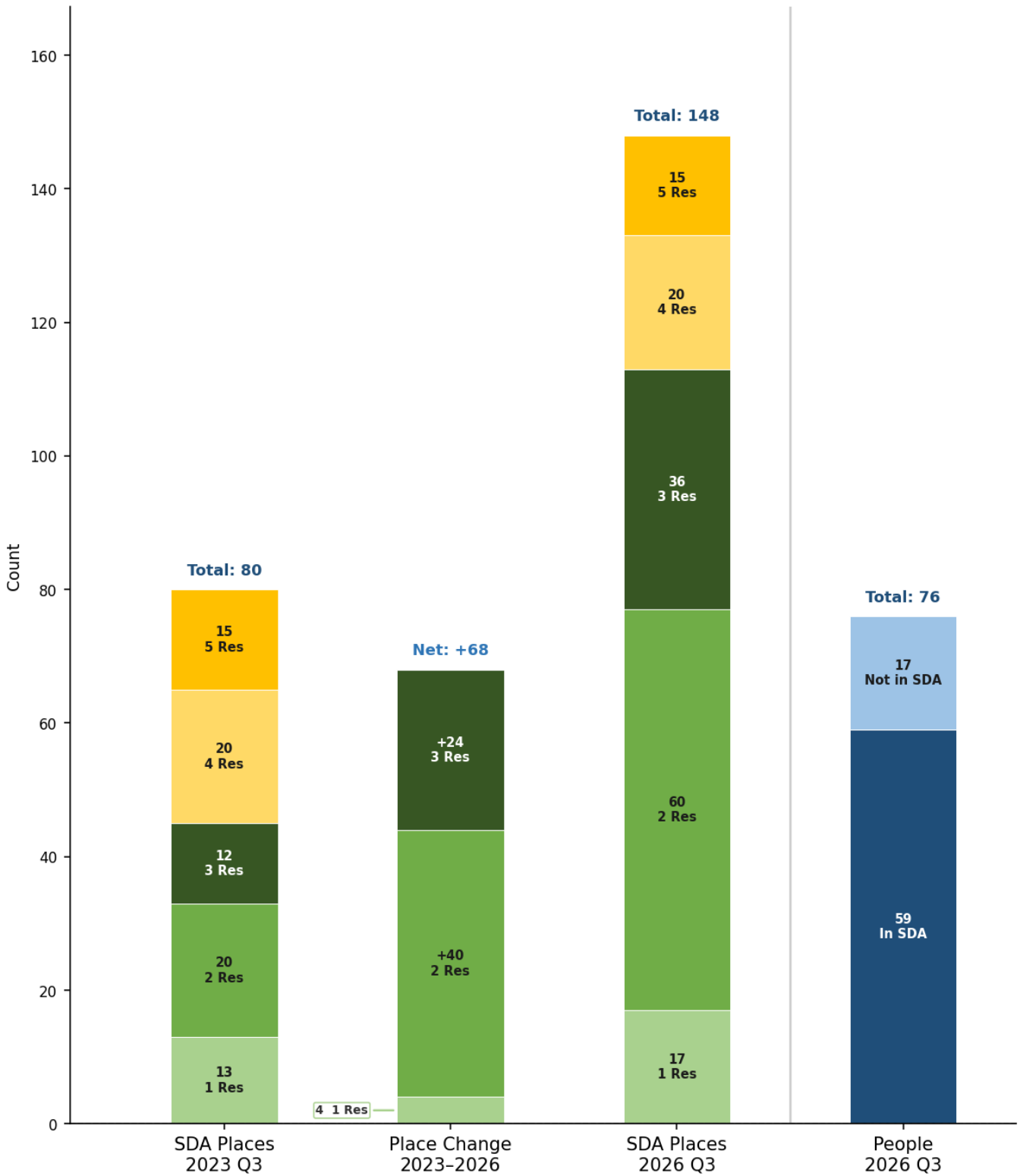
SDA supply in Melbourne City has grown from 40 to 74 places between 2023 Q3 and 2026 Q3 — an increase of 34 places (85%). In terms of dwelling mix: 1–2 resident places grew from 37 to 71 (+34); and 3 resident places were unchanged at 3. Funding utilisation is moderate at 66.2% — 49 of 74 people with SDA funding are currently using it, while 25 people have funding but are not yet in SDA. Place occupancy is moderate at 66.2%, with 49 people in SDA against 74 available places — implying up to 25 places may be vacant.

Melton - Bacchus Marsh



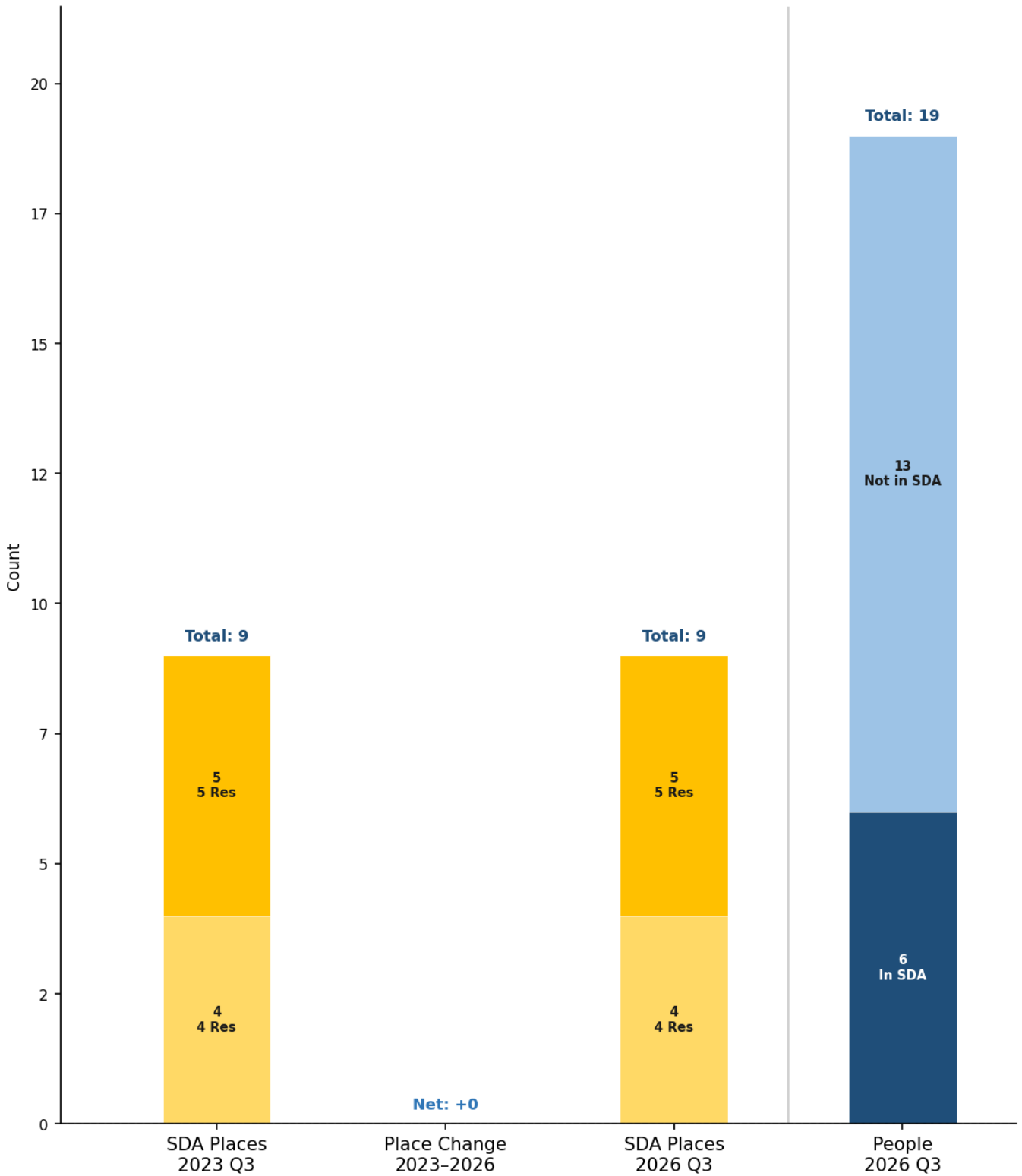
SDA supply in Melton - Bacchus Marsh has grown from 132 to 612 places between 2023 Q3 and 2026 Q3 — an increase of 480 places (364%). In terms of dwelling mix: 1–2 resident places grew from 45 to 362 (+317); 3 resident places rose from 30 to 189 (+159); and 4–5 resident group houses rose from 57 to 61 (+4). Funding utilisation is moderate at 78.4% — 171 of 218 people with SDA funding are currently using it, while 47 people have funding but are not yet in SDA. Place occupancy is low at 27.9%, with 171 people in SDA against 612 available places — implying up to 441 places may be vacant.

Mildura



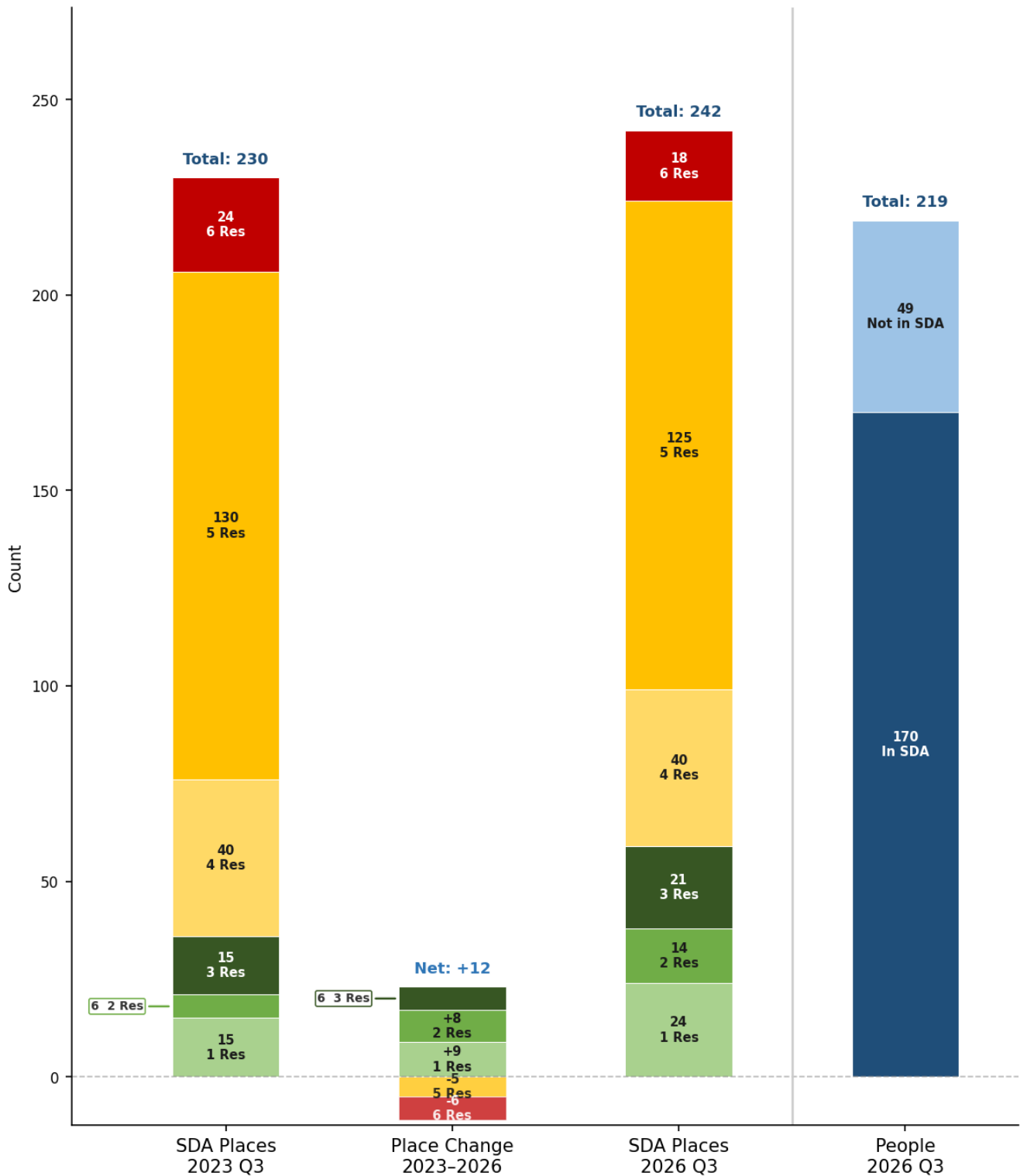
SDA supply in Mildura has grown from 80 to 148 places between 2023 Q3 and 2026 Q3 — an increase of 68 places (85%). In terms of dwelling mix: 1–2 resident places grew from 33 to 77 (+44); 3 resident places rose from 12 to 36 (+24); and 4–5 resident group houses were unchanged at 35. Funding utilisation is moderate at 77.6% — 59 of 76 people with SDA funding are currently using it, while 17 people have funding but are not yet in SDA. Place occupancy is low at 39.9%, with 59 people in SDA against 148 available places — implying up to 89 places may be vacant.

Moira



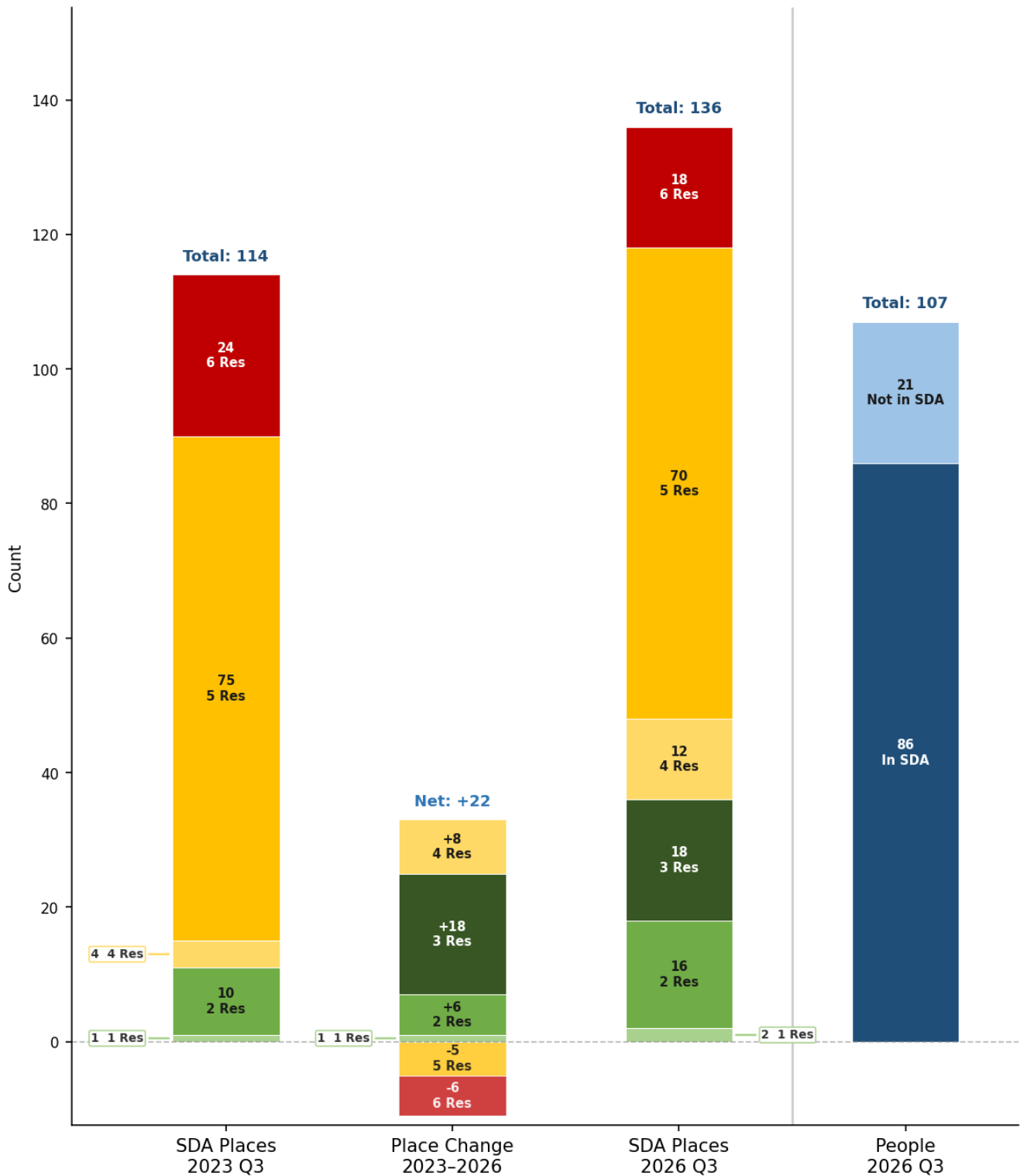
SDA supply in Moira was unchanged between 2023 Q3 and 2026 Q3, remaining at 9 places. In terms of dwelling mix, 4–5 resident group houses were unchanged at 9. Funding utilisation is low at 31.6% — 6 of 19 people with SDA funding are currently using it, while 13 people have funding but are not yet in SDA. Place occupancy is moderate at 66.7%, with 6 people in SDA against 9 available places — implying up to 3 places may be vacant.

Monash



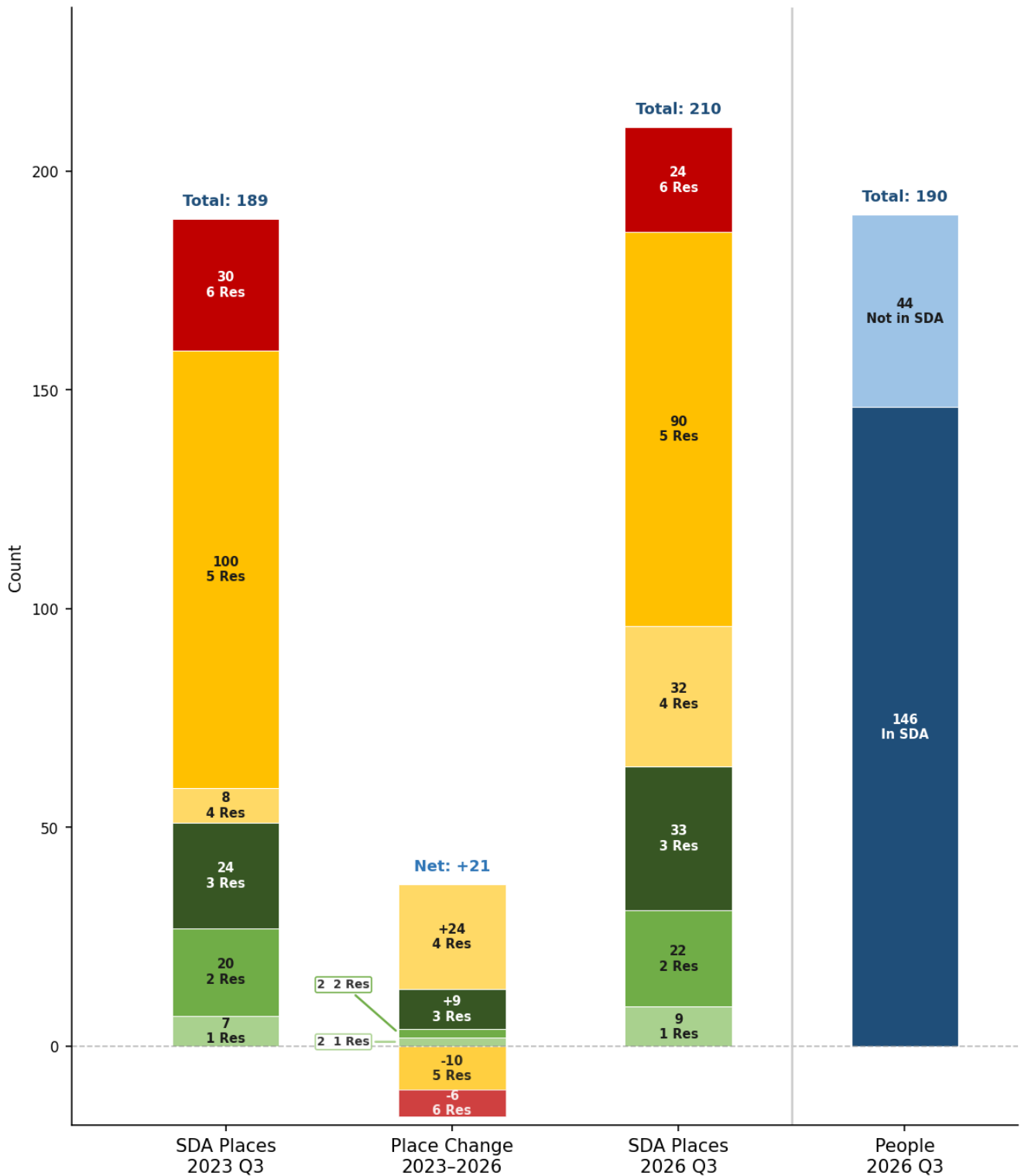
SDA supply in Monash has grown from 230 to 242 places between 2023 Q3 and 2026 Q3 — an increase of 12 places (5%). In terms of dwelling mix: 1–2 resident places grew from 21 to 38 (+17); 3 resident places rose from 15 to 21 (+6); 4–5 resident group houses fell from 170 to 165 (-5); and 6 resident (legacy) places reduced from 24 to 18 (-6). Funding utilisation is moderate at 77.6% — 170 of 219 people with SDA funding are currently using it, while 49 people have funding but are not yet in SDA. Place occupancy is moderate at 70.2%, with 170 people in SDA against 242 available places — implying up to 72 places may be vacant.

Moreland - North



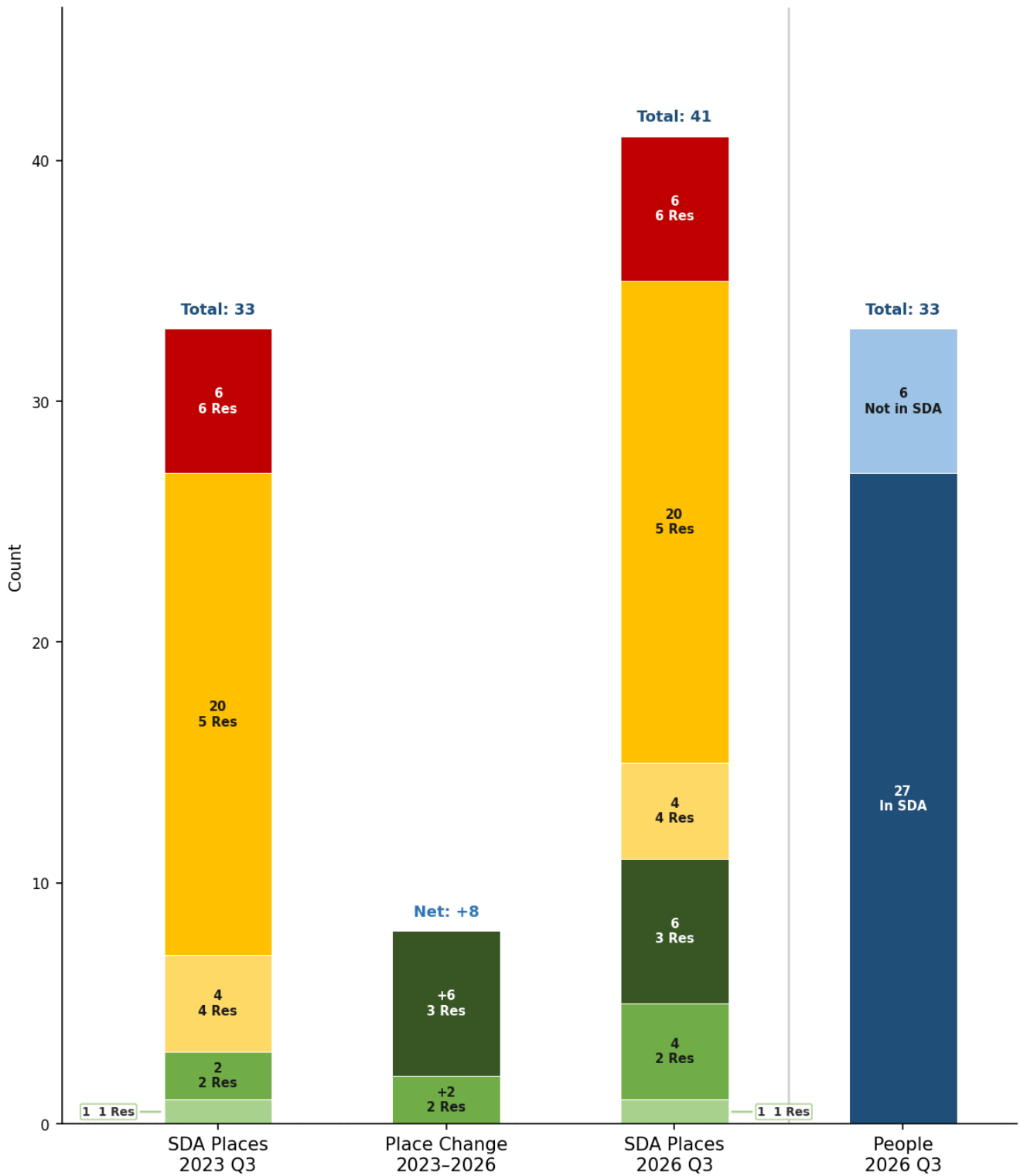
SDA supply in Moreland - North has grown from 114 to 136 places between 2023 Q3 and 2026 Q3 — an increase of 22 places (19%). In terms of dwelling mix: 1–2 resident places grew from 11 to 18 (+7); 3 resident places rose from 0 to 18 (+18); 4–5 resident group houses rose from 79 to 82 (+3); and 6 resident (legacy) places reduced from 24 to 18 (-6). Funding utilisation is high at 80.4% — 86 of 107 people with SDA funding are currently using it, while 21 people have funding but are not yet in SDA. Place occupancy is moderate at 63.2%, with 86 people in SDA against 136 available places — implying up to 50 places may be vacant.

Mornington Peninsula



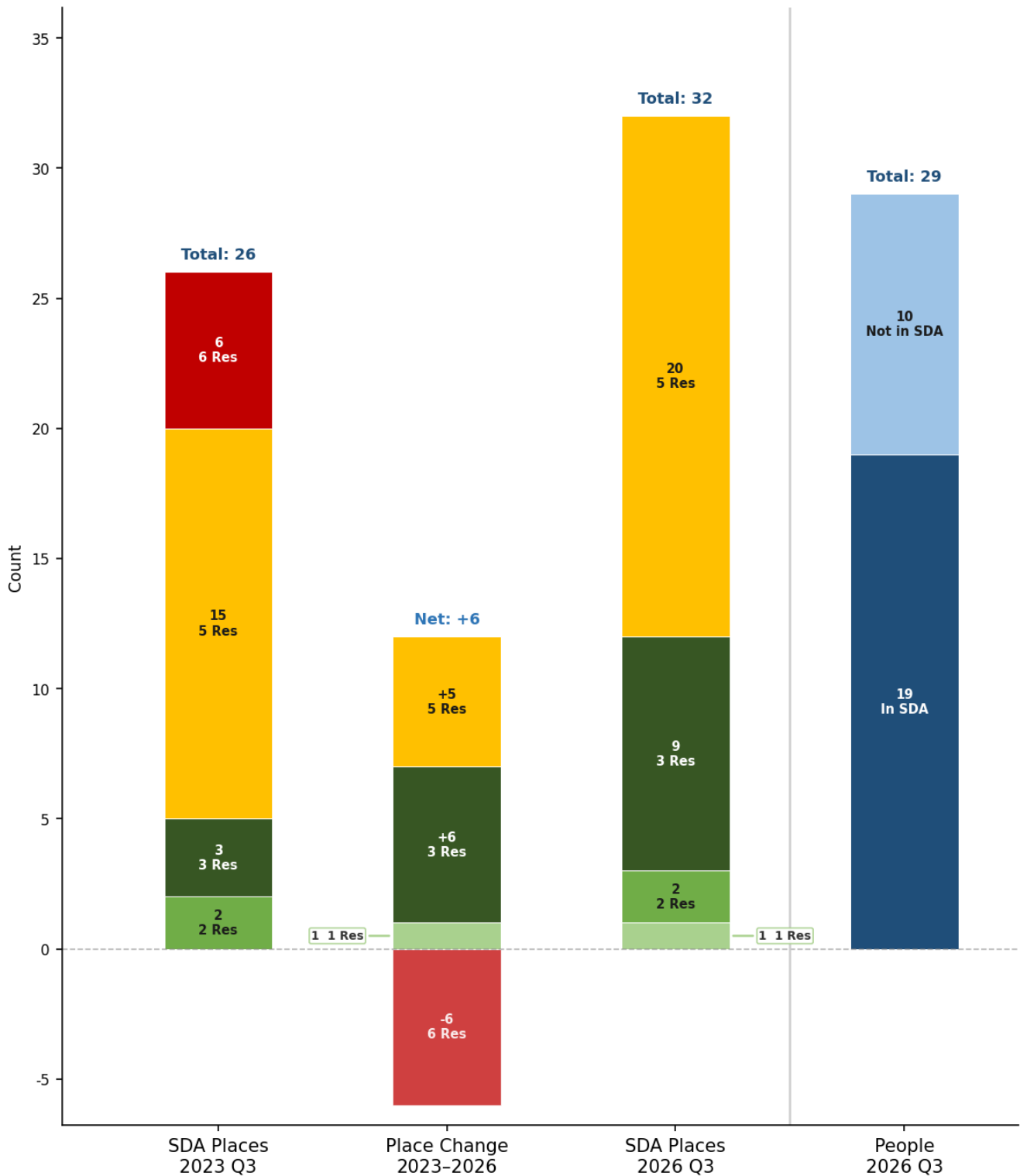
SDA supply in Mornington Peninsula has grown from 189 to 210 places between 2023 Q3 and 2026 Q3 — an increase of 21 places (11%). In terms of dwelling mix: 1–2 resident places grew from 27 to 31 (+4); 3 resident places rose from 24 to 33 (+9); 4–5 resident group houses rose from 108 to 122 (+14); and 6 resident (legacy) places reduced from 30 to 24 (-6). Funding utilisation is moderate at 76.8% — 146 of 190 people with SDA funding are currently using it, while 44 people have funding but are not yet in SDA. Place occupancy is moderate at 69.5%, with 146 people in SDA against 210 available places — implying up to 64 places may be vacant.

Murray River - Swan Hill



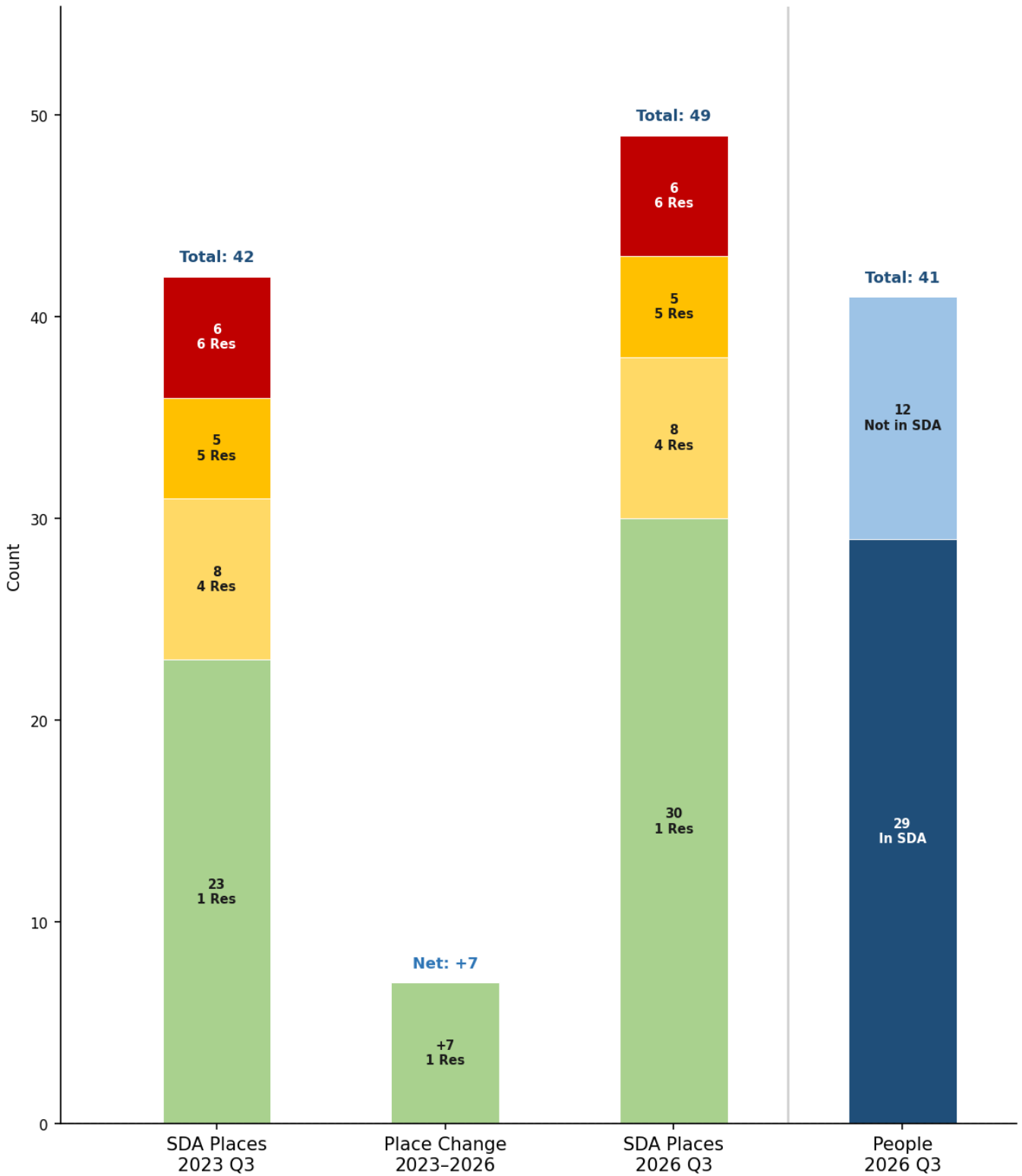
SDA supply in Murray River - Swan Hill has grown from 33 to 41 places between 2023 Q3 and 2026 Q3 — an increase of 8 places (24%). In terms of dwelling mix: 1–2 resident places grew from 3 to 5 (+2); 3 resident places rose from 0 to 6 (+6); 4–5 resident group houses were unchanged at 24; and 6 resident (legacy) places held at 6. Funding utilisation is high at 81.8% — 27 of 33 people with SDA funding are currently using it, while 6 people have funding but are not yet in SDA. Place occupancy is moderate at 65.9%, with 27 people in SDA against 41 available places — implying up to 14 places may be vacant.

Nillumbik - Kinglake



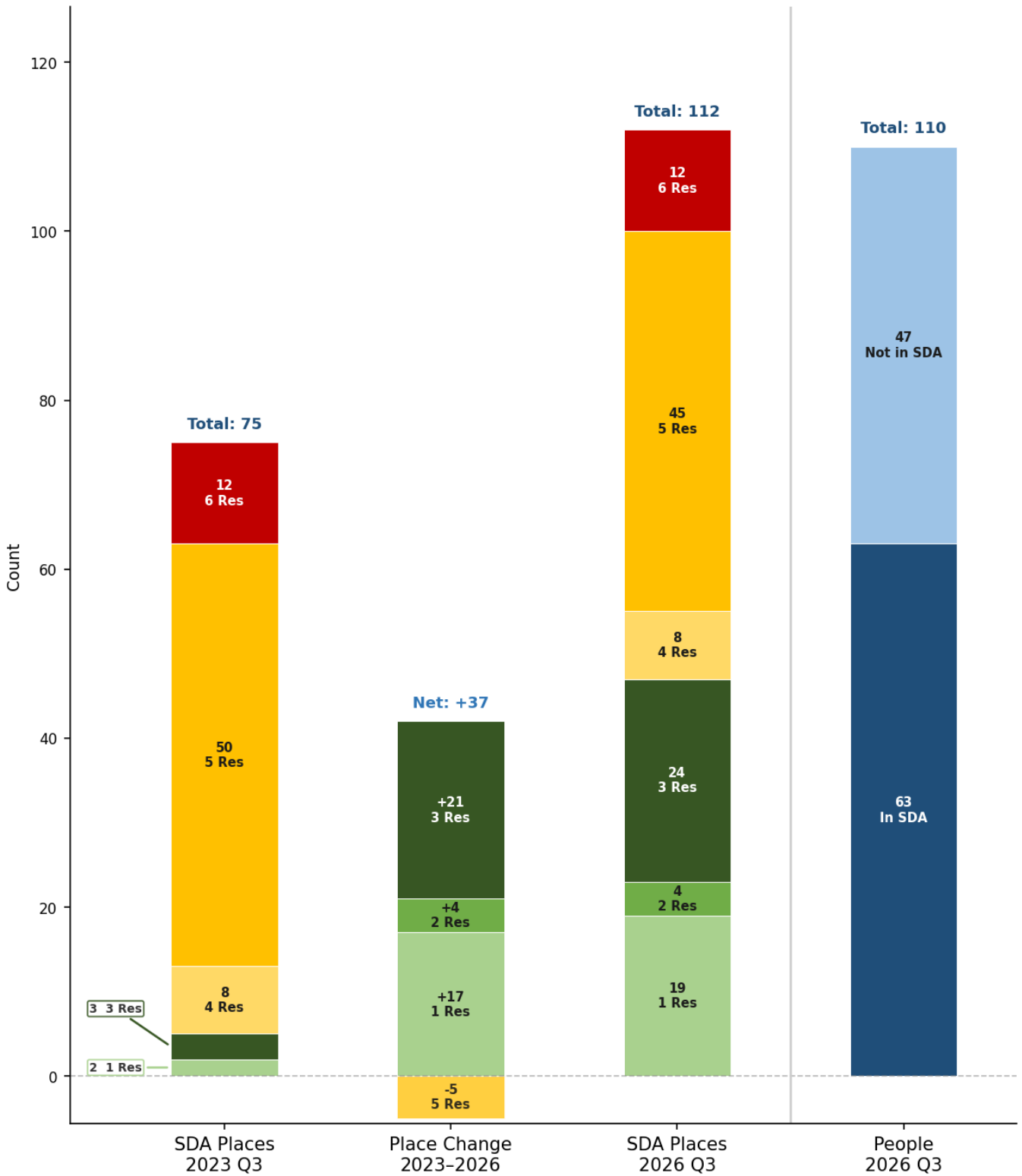
SDA supply in Nillumbik - Kinglake has grown from 26 to 32 places between 2023 Q3 and 2026 Q3 — an increase of 6 places (23%). In terms of dwelling mix: 1–2 resident places grew from 2 to 3 (+1); 3 resident places rose from 3 to 9 (+6); 4–5 resident group houses rose from 15 to 20 (+5); and 6 resident (legacy) places reduced from 6 to 0 (-6). Funding utilisation is moderate at 65.5% — 19 of 29 people with SDA funding are currently using it, while 10 people have funding but are not yet in SDA. Place occupancy is low at 59.4%, with 19 people in SDA against 32 available places — implying up to 13 places may be vacant.

Port Phillip



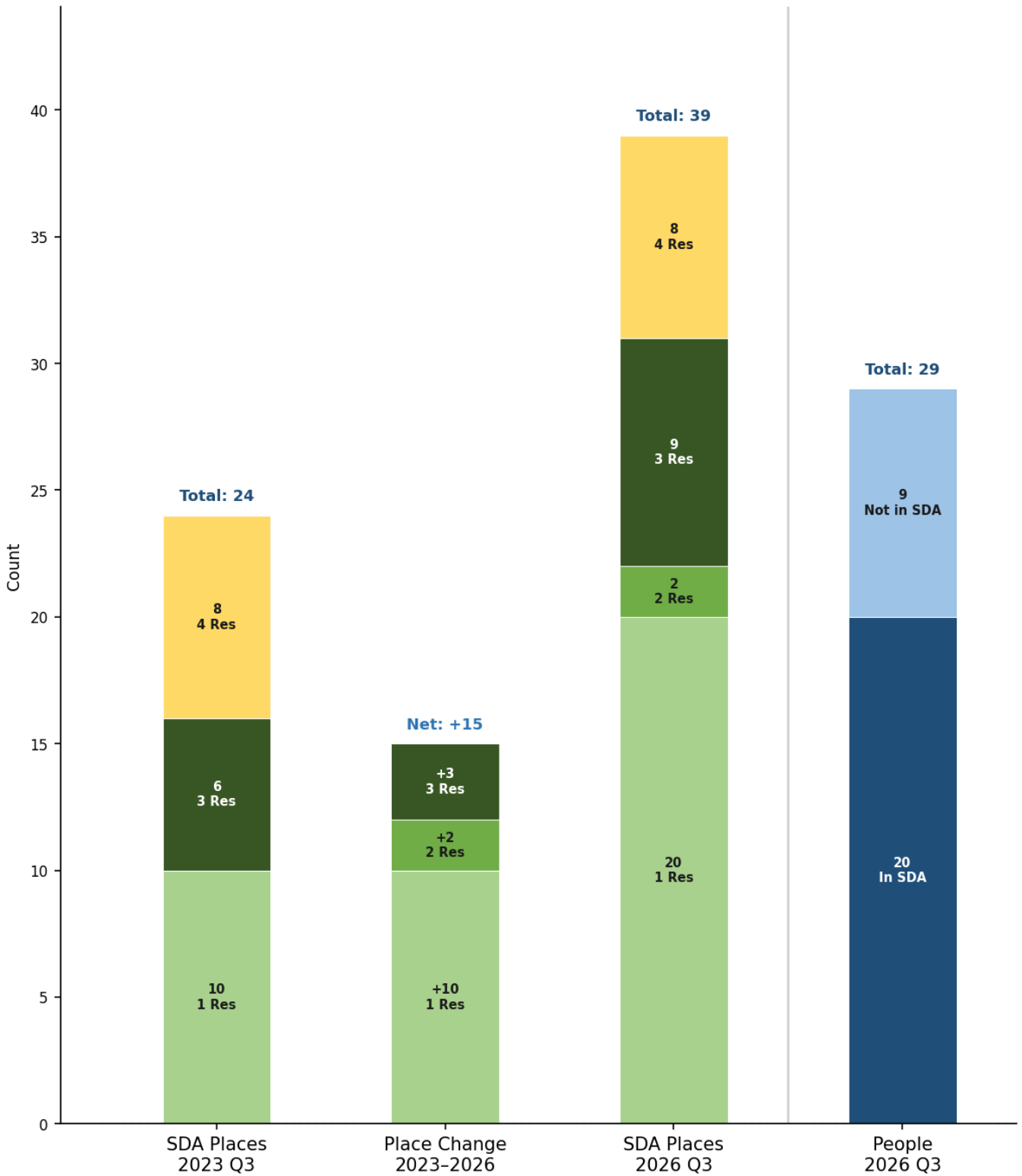
SDA supply in Port Phillip has grown from 42 to 49 places between 2023 Q3 and 2026 Q3 — an increase of 7 places (17%). In terms of dwelling mix: 1–2 resident places grew from 23 to 30 (+7); 4–5 resident group houses were unchanged at 13; and 6 resident (legacy) places held at 6. Funding utilisation is moderate at 70.7% — 29 of 41 people with SDA funding are currently using it, while 12 people have funding but are not yet in SDA. Place occupancy is low at 59.2%, with 29 people in SDA against 49 available places — implying up to 20 places may be vacant.

Shepparton



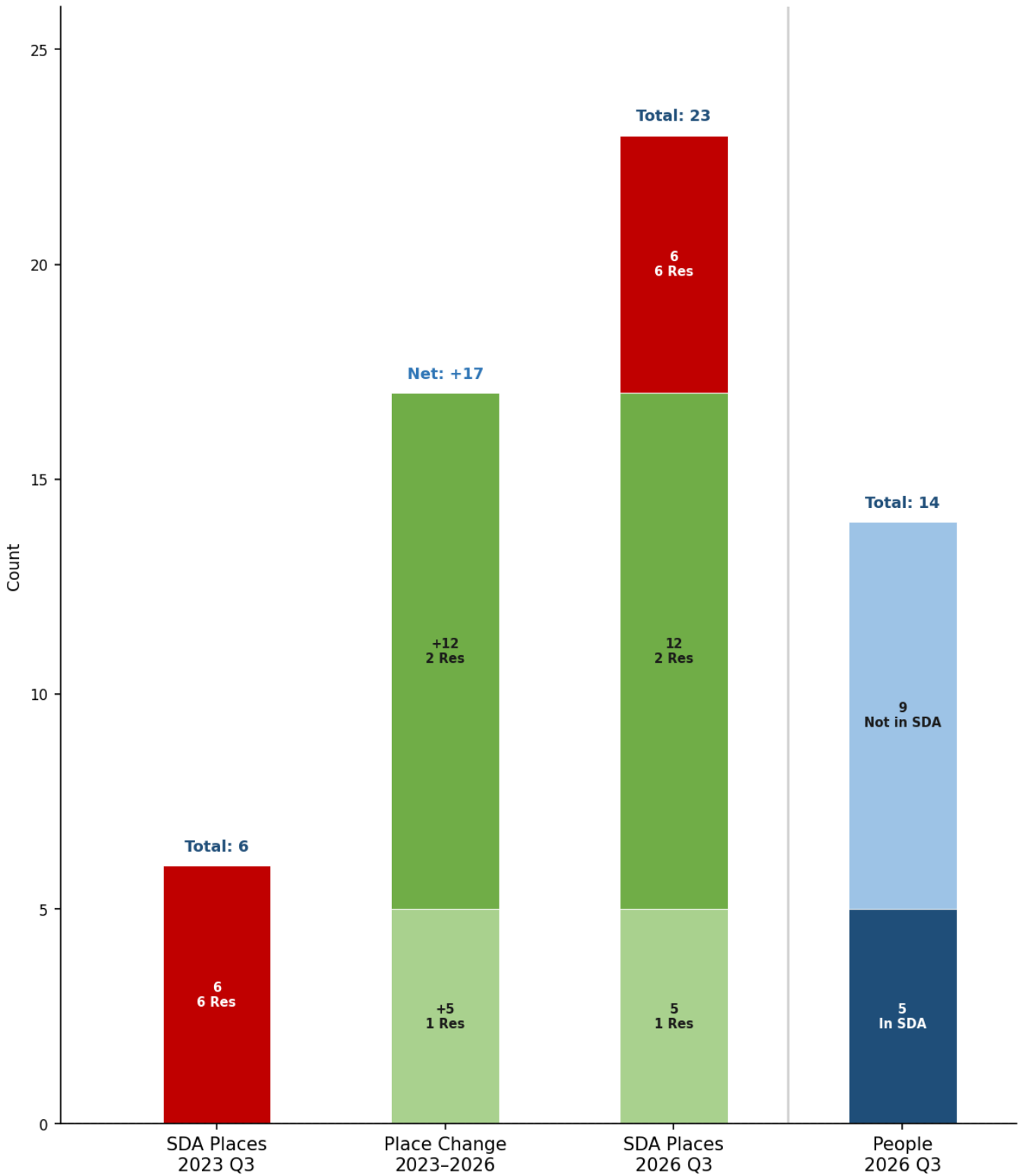
SDA supply in Shepparton has grown from 75 to 112 places between 2023 Q3 and 2026 Q3 — an increase of 37 places (49%). In terms of dwelling mix: 1–2 resident places grew from 2 to 23 (+21); 3 resident places rose from 3 to 24 (+21); 4–5 resident group houses fell from 58 to 53 (-5); and 6 resident (legacy) places held at 12. Funding utilisation is low at 57.3% — 63 of 110 people with SDA funding are currently using it, while 47 people have funding but are not yet in SDA. Place occupancy is low at 56.2%, with 63 people in SDA against 112 available places — implying up to 49 places may be vacant.

Stonnington - East



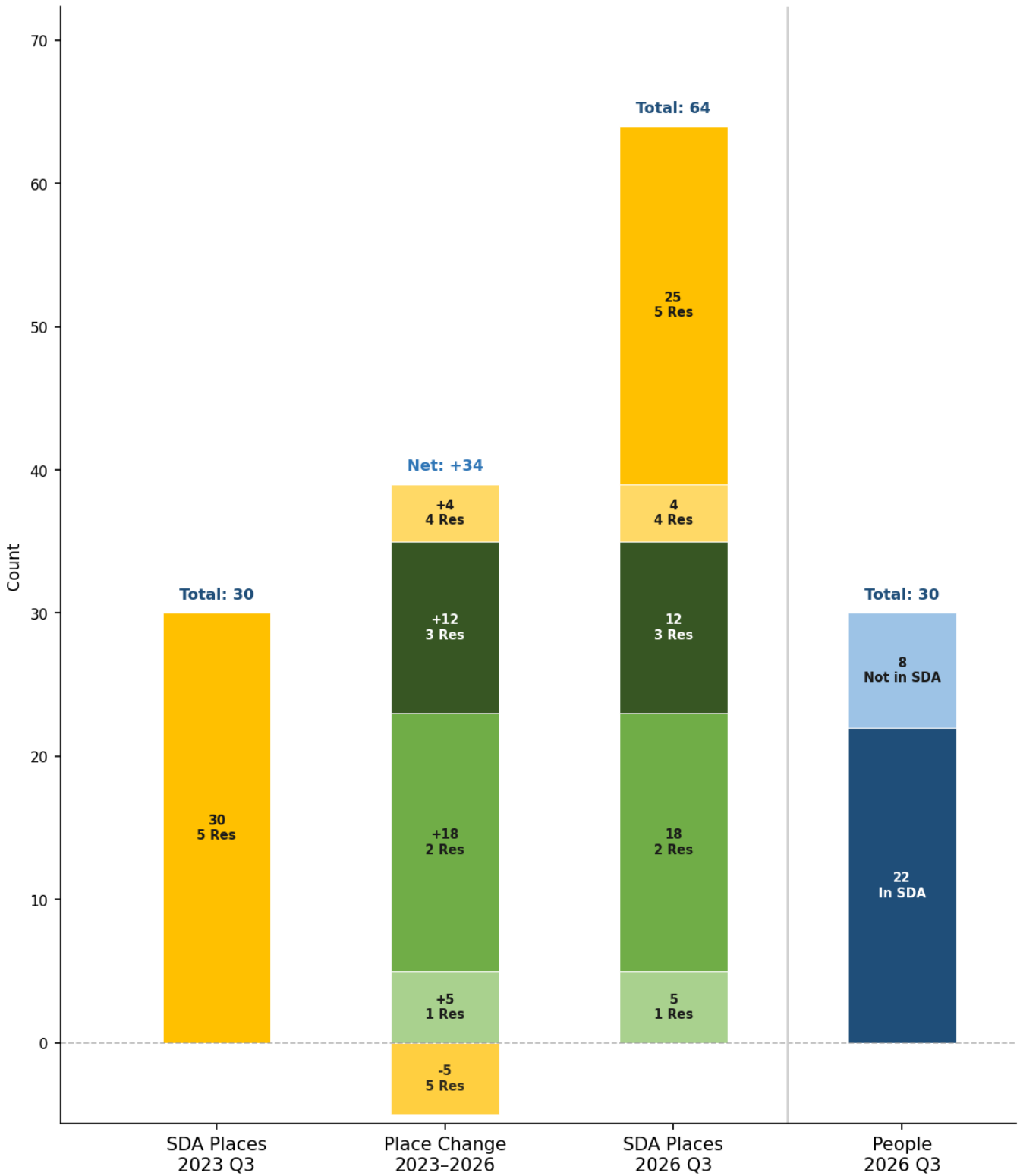
SDA supply in Stonnington - East has grown from 24 to 39 places between 2023 Q3 and 2026 Q3 — an increase of 15 places (62%). In terms of dwelling mix: 1–2 resident places grew from 10 to 22 (+12); 3 resident places rose from 6 to 9 (+3); and 4–5 resident group houses were unchanged at 8. Funding utilisation is moderate at 69.0% — 20 of 29 people with SDA funding are currently using it, while 9 people have funding but are not yet in SDA. Place occupancy is low at 51.3%, with 20 people in SDA against 39 available places — implying up to 19 places may be vacant.

Stonnington - West



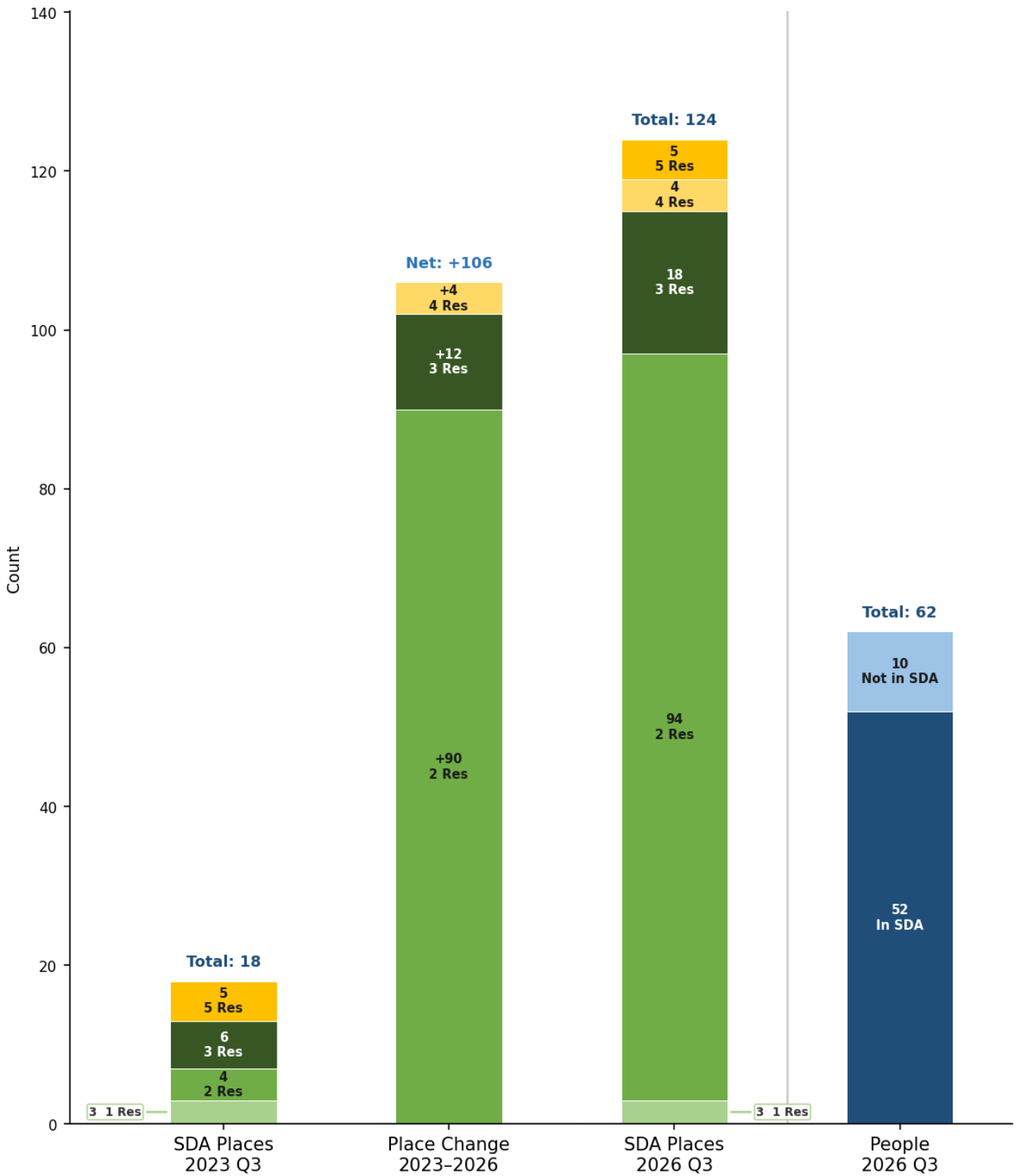
SDA supply in Stonnington - West has grown from 6 to 23 places between 2023 Q3 and 2026 Q3 — an increase of 17 places (283%). In terms of dwelling mix: 1–2 resident places grew from 0 to 17 (+17); and 6 resident (legacy) places held at 6. Funding utilisation is low at 35.7% — 5 of 14 people with SDA funding are currently using it, while 9 people have funding but are not yet in SDA. Place occupancy is low at 21.7%, with 5 people in SDA against 23 available places — implying up to 18 places may be vacant.

Sunbury



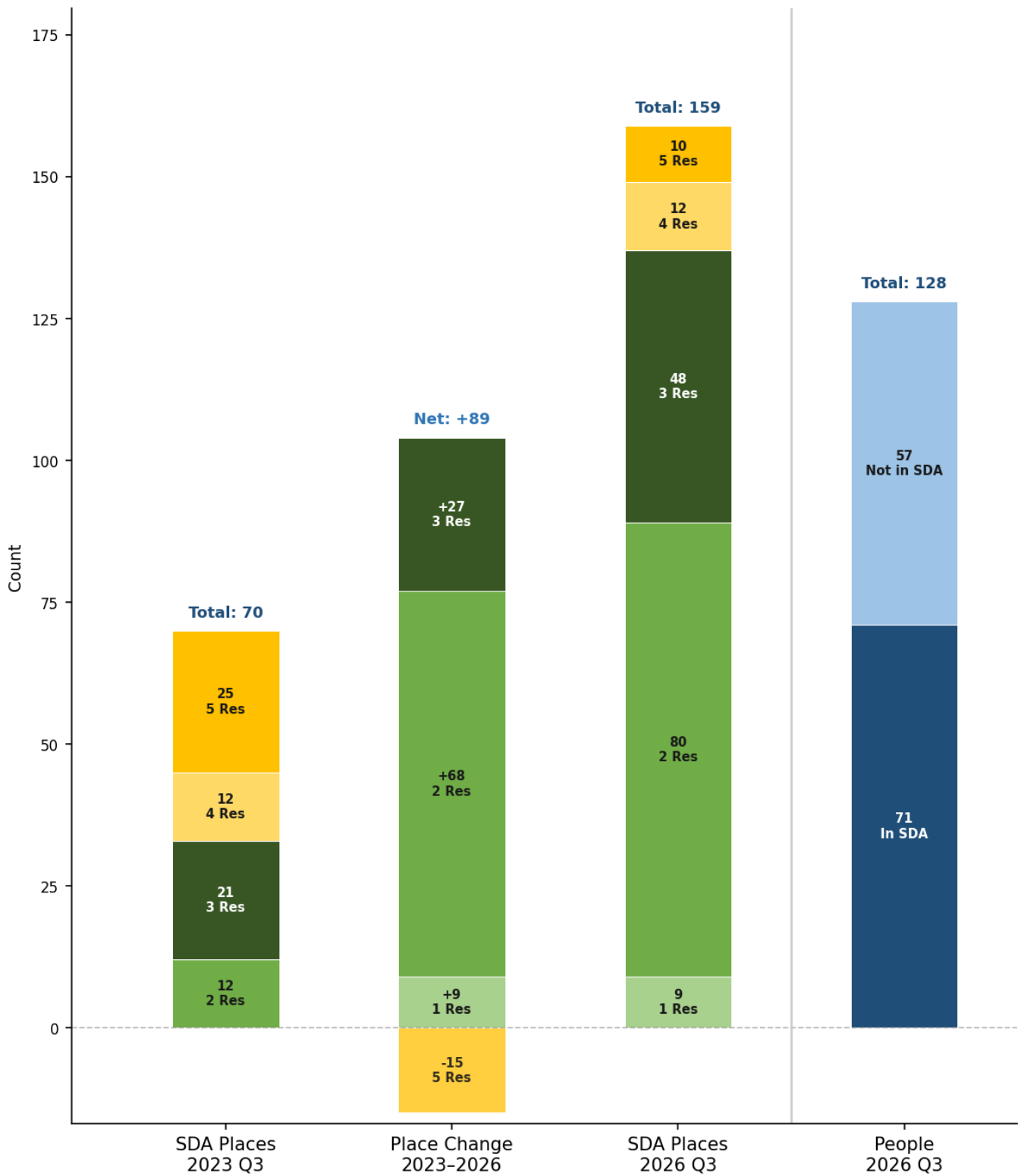
SDA supply in Sunbury has grown from 30 to 64 places between 2023 Q3 and 2026 Q3 — an increase of 34 places (113%). In terms of dwelling mix: 1–2 resident places grew from 0 to 23 (+23); 3 resident places rose from 0 to 12 (+12); and 4–5 resident group houses fell from 30 to 29 (-1). Funding utilisation is moderate at 73.3% — 22 of 30 people with SDA funding are currently using it, while 8 people have funding but are not yet in SDA. Place occupancy is low at 34.4%, with 22 people in SDA against 64 available places — implying up to 42 places may be vacant.

Surf Coast - Bellarine Peninsula



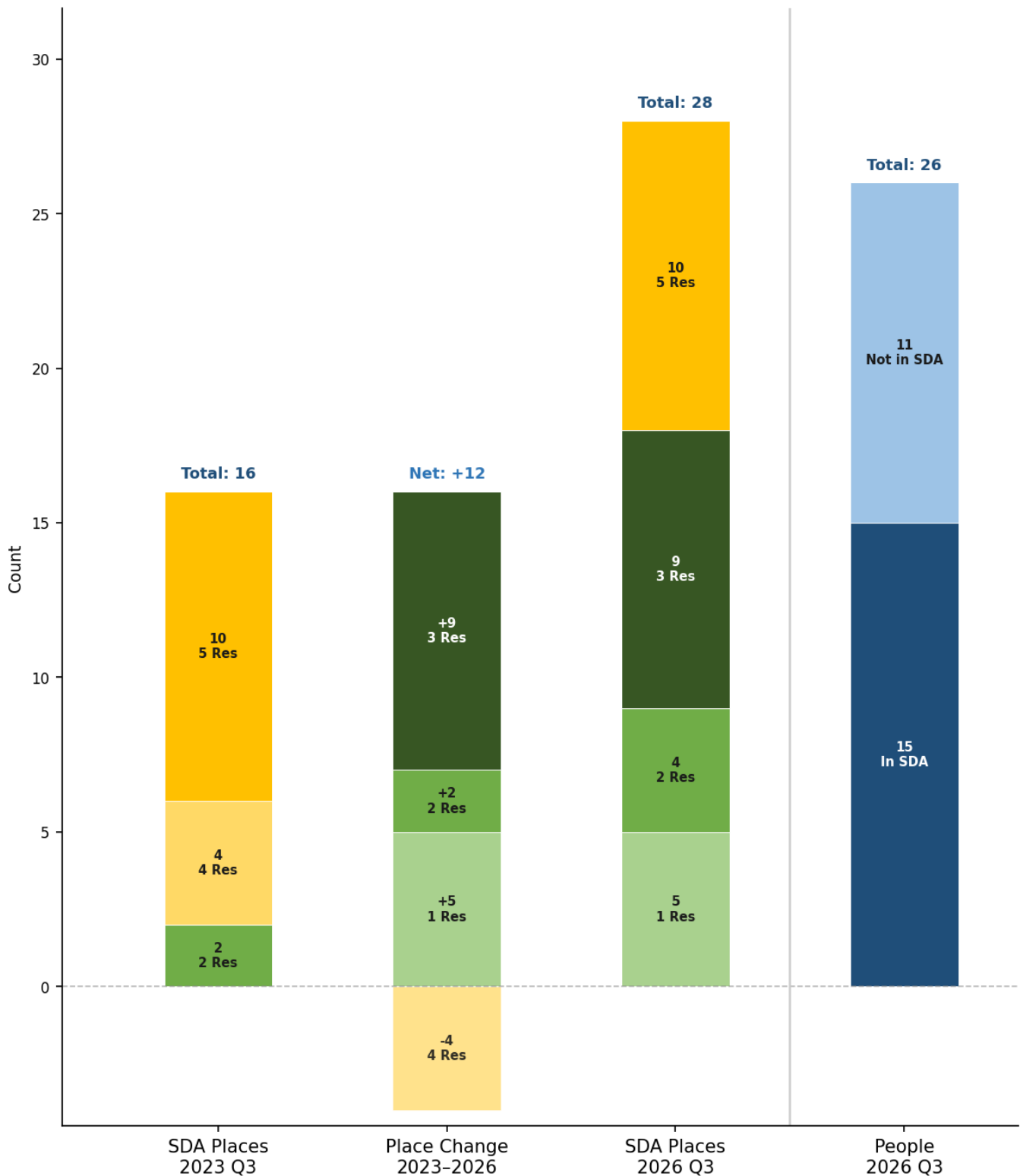
SDA supply in Surf Coast - Bellarine Peninsula has grown from 18 to 124 places between 2023 Q3 and 2026 Q3 — an increase of 106 places (589%). In terms of dwelling mix: 1–2 resident places grew from 7 to 97 (+90); 3 resident places rose from 6 to 18 (+12); and 4–5 resident group houses rose from 5 to 9 (+4). Funding utilisation is high at 83.9% — 52 of 62 people with SDA funding are currently using it, while 10 people have funding but are not yet in SDA. Place occupancy is low at 41.9%, with 52 people in SDA against 124 available places — implying up to 72 places may be vacant.

Tullamarine - Broadmeadows



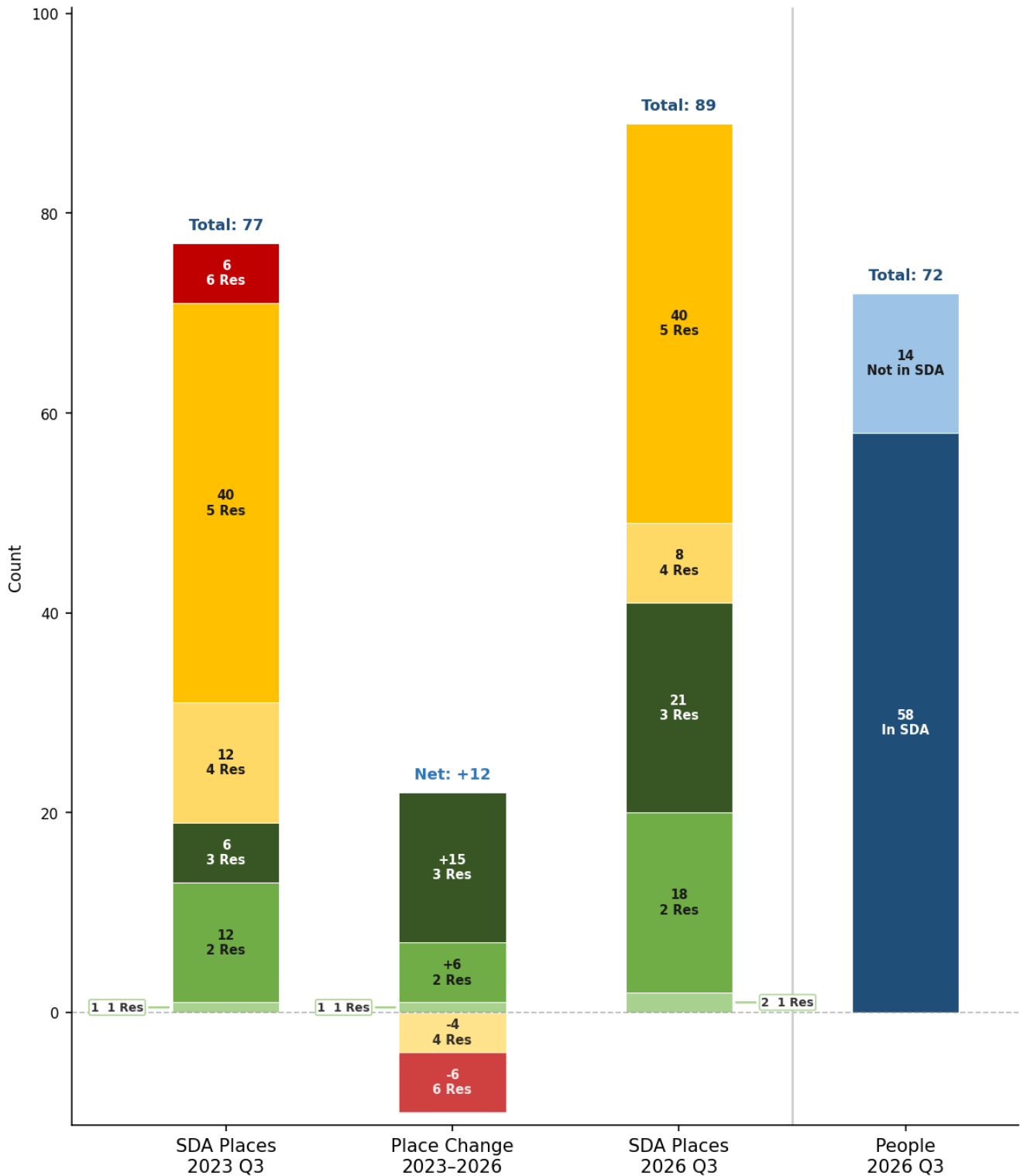
SDA supply in Tullamarine - Broadmeadows has grown from 70 to 159 places between 2023 Q3 and 2026 Q3 — an increase of 89 places (127%). In terms of dwelling mix: 1–2 resident places grew from 12 to 89 (+77); 3 resident places rose from 21 to 48 (+27); and 4–5 resident group houses fell from 37 to 22 (-15). Funding utilisation is low at 55.5% — 71 of 128 people with SDA funding are currently using it, while 57 people have funding but are not yet in SDA. Place occupancy is low at 44.7%, with 71 people in SDA against 159 available places — implying up to 88 places may be vacant.

Upper Goulburn Valley



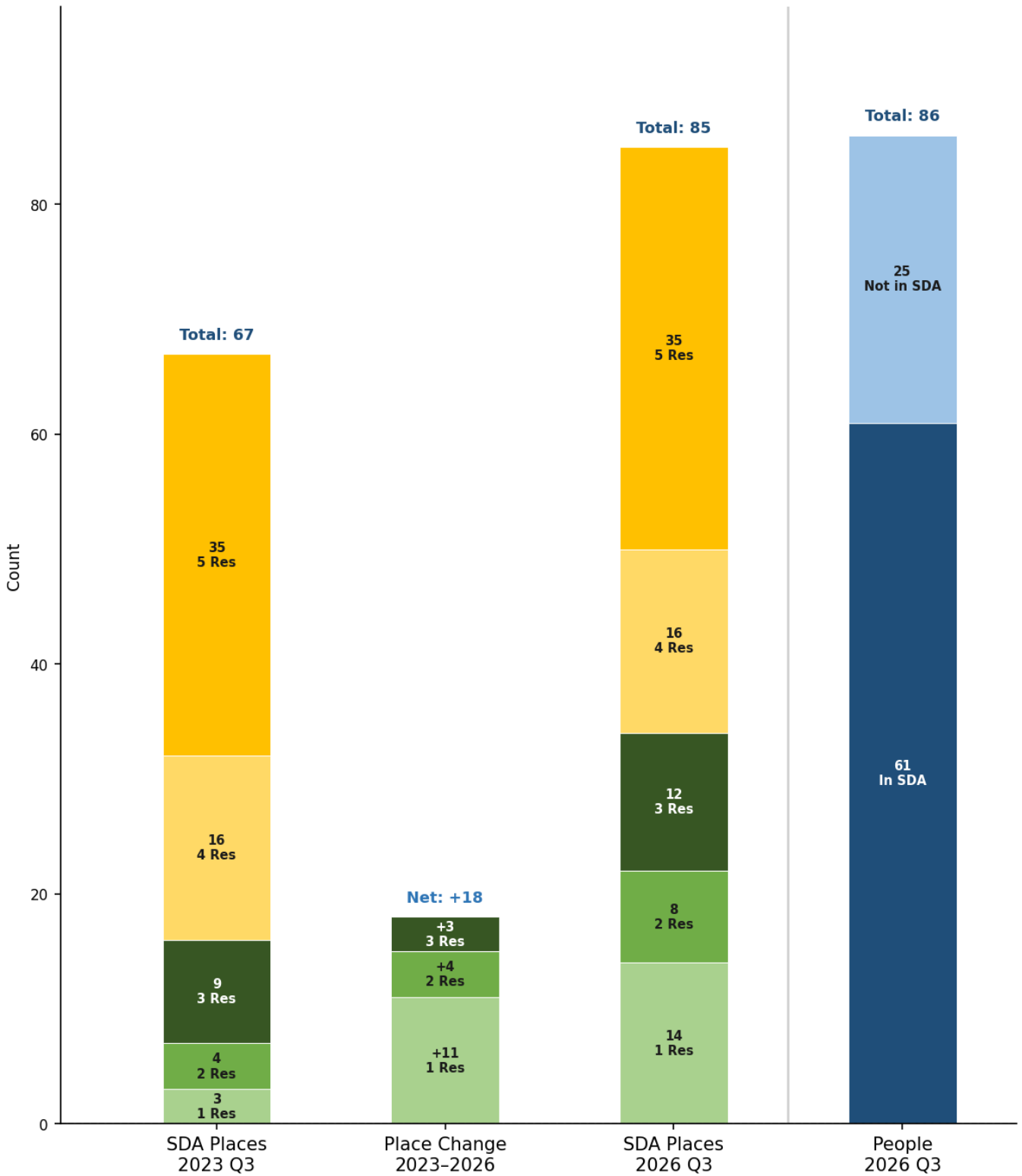
SDA supply in Upper Goulburn Valley has grown from 16 to 28 places between 2023 Q3 and 2026 Q3 — an increase of 12 places (75%). In terms of dwelling mix: 1–2 resident places grew from 2 to 9 (+7); 3 resident places rose from 0 to 9 (+9); and 4–5 resident group houses fell from 14 to 10 (-4). Funding utilisation is low at 57.7% — 15 of 26 people with SDA funding are currently using it, while 11 people have funding but are not yet in SDA. Place occupancy is low at 53.6%, with 15 people in SDA against 28 available places — implying up to 13 places may be vacant.

Wangaratta - Benalla



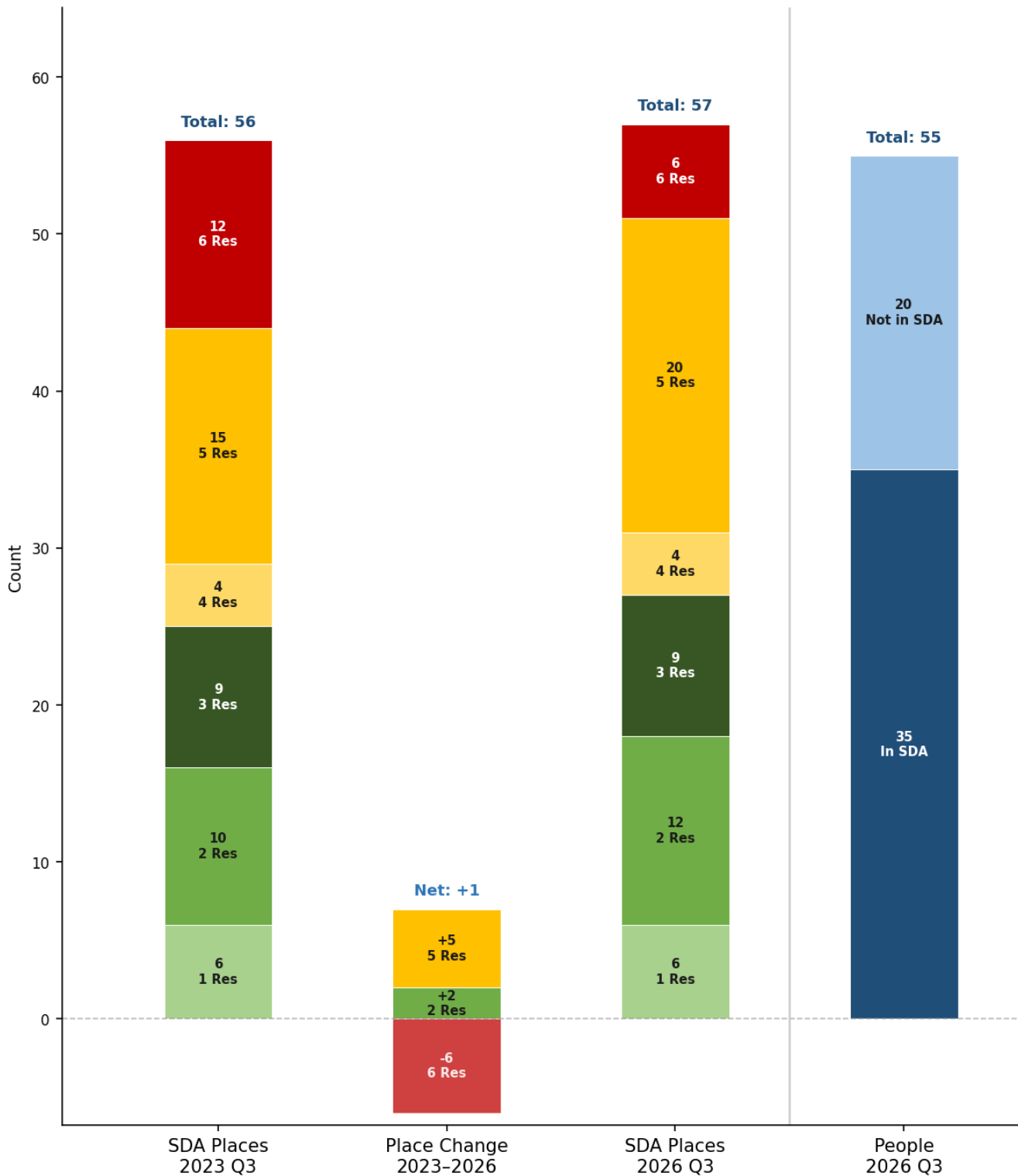
SDA supply in Wangaratta - Benalla has grown from 77 to 89 places between 2023 Q3 and 2026 Q3 — an increase of 12 places (16%). In terms of dwelling mix: 1–2 resident places grew from 13 to 20 (+7); 3 resident places rose from 6 to 21 (+15); 4–5 resident group houses fell from 52 to 48 (-4); and 6 resident (legacy) places reduced from 6 to 0 (-6). Funding utilisation is high at 80.6% — 58 of 72 people with SDA funding are currently using it, while 14 people have funding but are not yet in SDA. Place occupancy is moderate at 65.2%, with 58 people in SDA against 89 available places — implying up to 31 places may be vacant.

Warrnambool



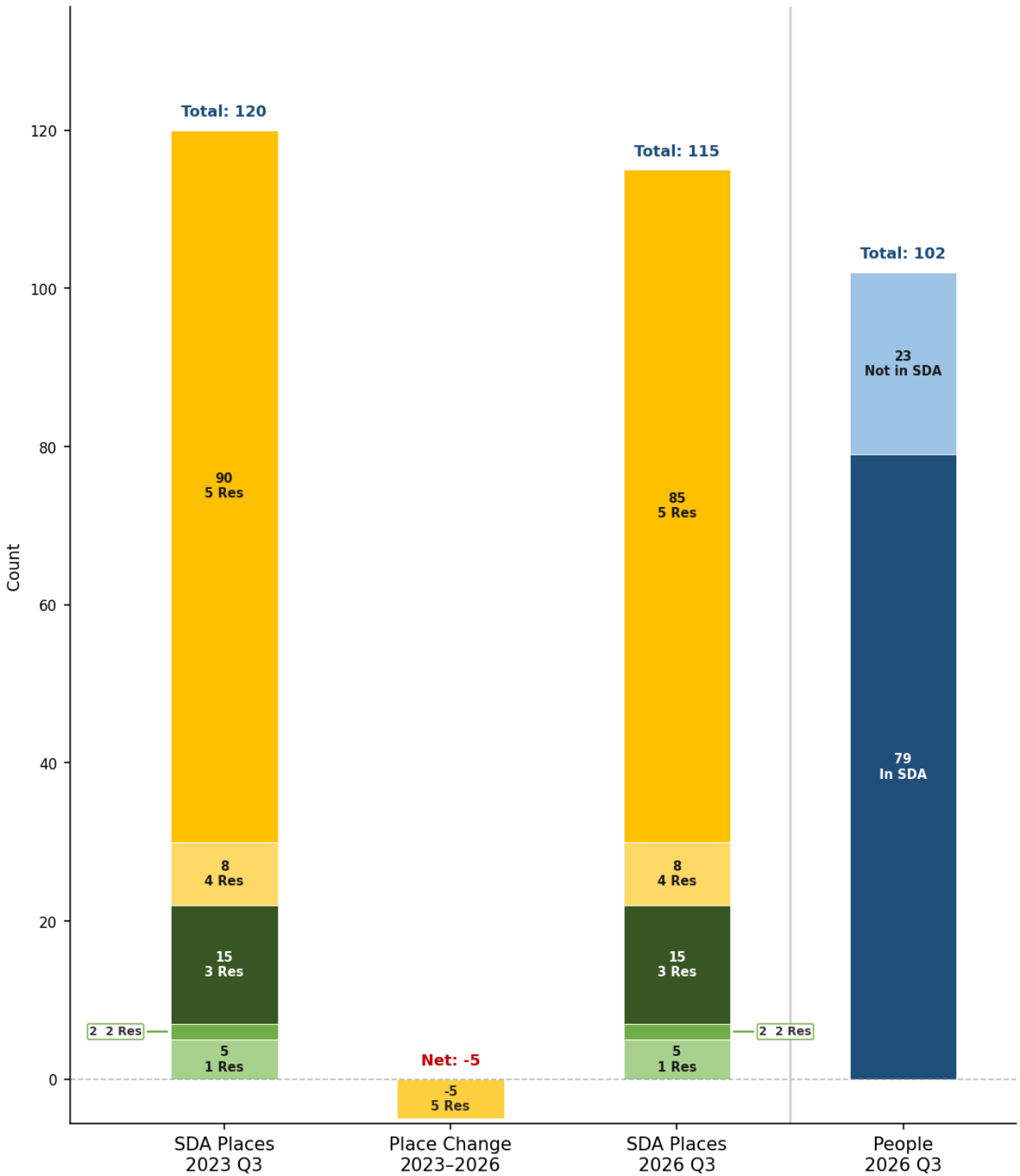
SDA supply in Warrnambool has grown from 67 to 85 places between 2023 Q3 and 2026 Q3 — an increase of 18 places (27%). In terms of dwelling mix: 1–2 resident places grew from 7 to 22 (+15); 3 resident places rose from 9 to 12 (+3); and 4–5 resident group houses were unchanged at 51. Funding utilisation is moderate at 70.9% — 61 of 86 people with SDA funding are currently using it, while 25 people have funding but are not yet in SDA. Place occupancy is moderate at 71.8%, with 61 people in SDA against 85 available places — implying up to 24 places may be vacant.

Wellington



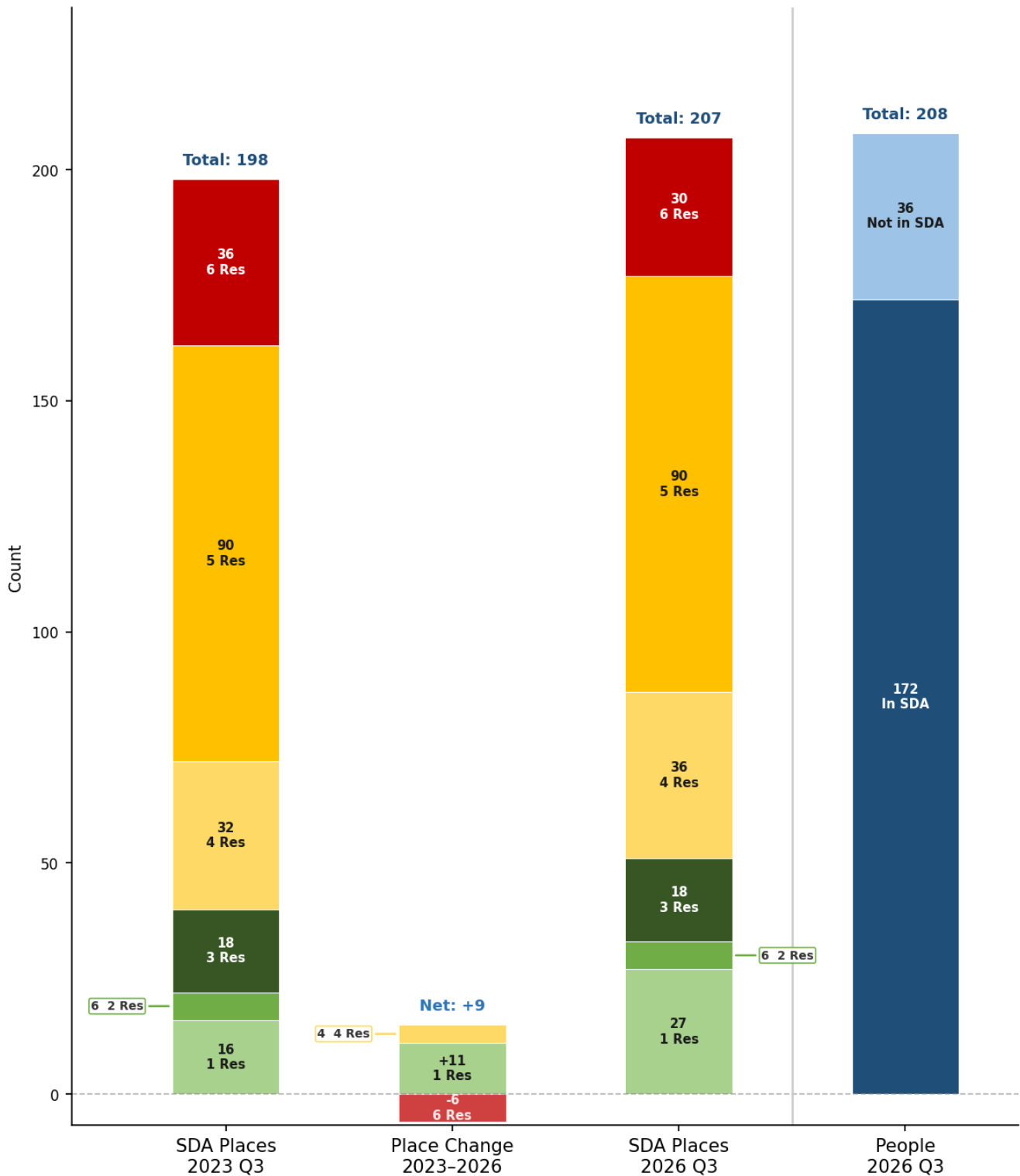
SDA supply in Wellington has grown from 56 to 57 places between 2023 Q3 and 2026 Q3 — an increase of 1 places (2%). In terms of dwelling mix: 1–2 resident places grew from 16 to 18 (+2); 3 resident places were unchanged at 9; 4–5 resident group houses rose from 19 to 24 (+5); and 6 resident (legacy) places reduced from 12 to 6 (-6). Funding utilisation is moderate at 63.6% — 35 of 55 people with SDA funding are currently using it, while 20 people have funding but are not yet in SDA. Place occupancy is moderate at 61.4%, with 35 people in SDA against 57 available places — implying up to 22 places may be vacant.

Whitehorse - East



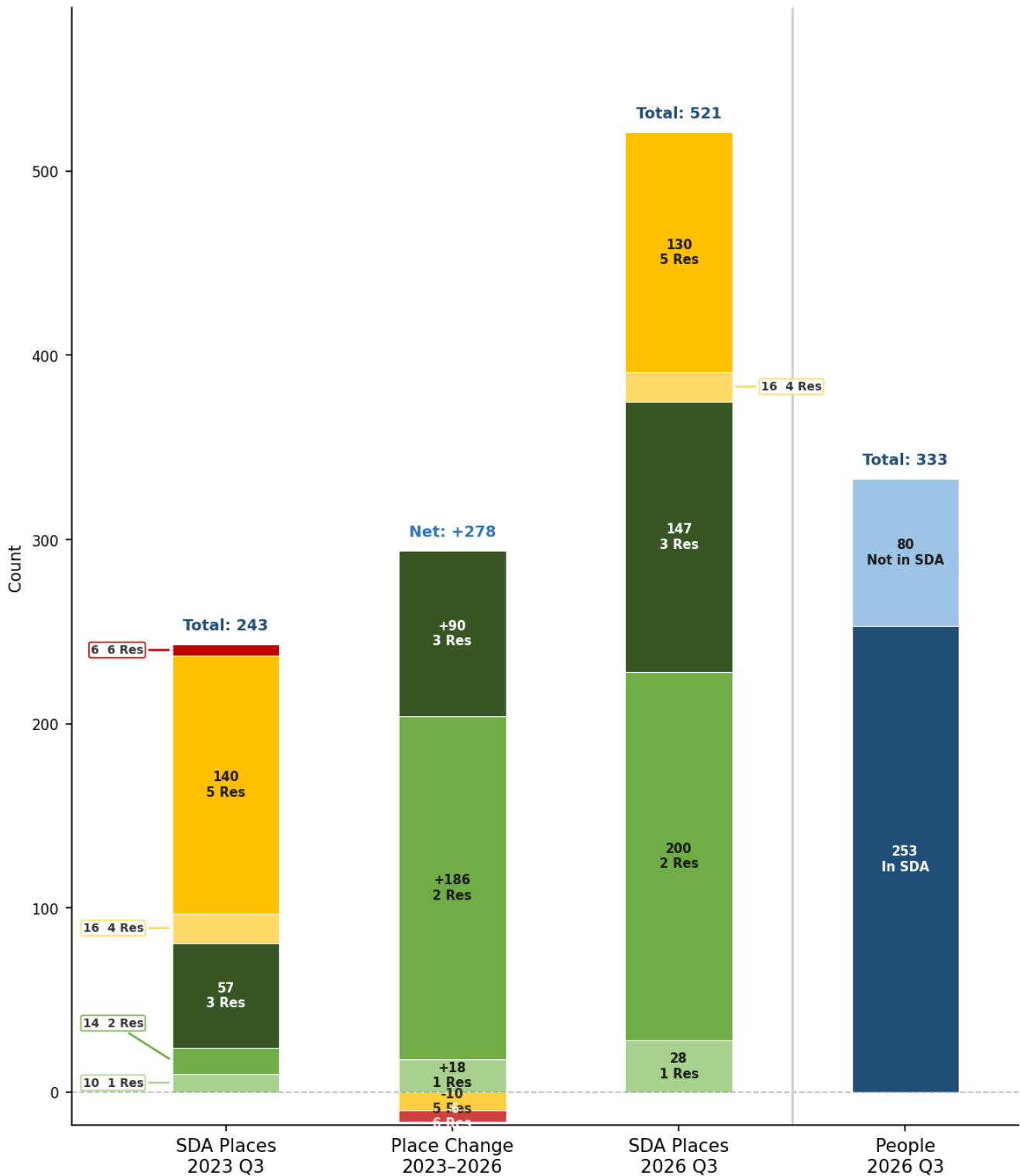
SDA supply in Whitehorse - East has fallen from 120 to 115 places between 2023 Q3 and 2026 Q3 — a reduction of 5 places (4%). In terms of dwelling mix: 1–2 resident places held steady at 7; 3 resident places were unchanged at 15; and 4–5 resident group houses fell from 98 to 93 (-5). Funding utilisation is moderate at 77.5% — 79 of 102 people with SDA funding are currently using it, while 23 people have funding but are not yet in SDA. Place occupancy is moderate at 68.7%, with 79 people in SDA against 115 available places — implying up to 36 places may be vacant.

Whitehorse - West



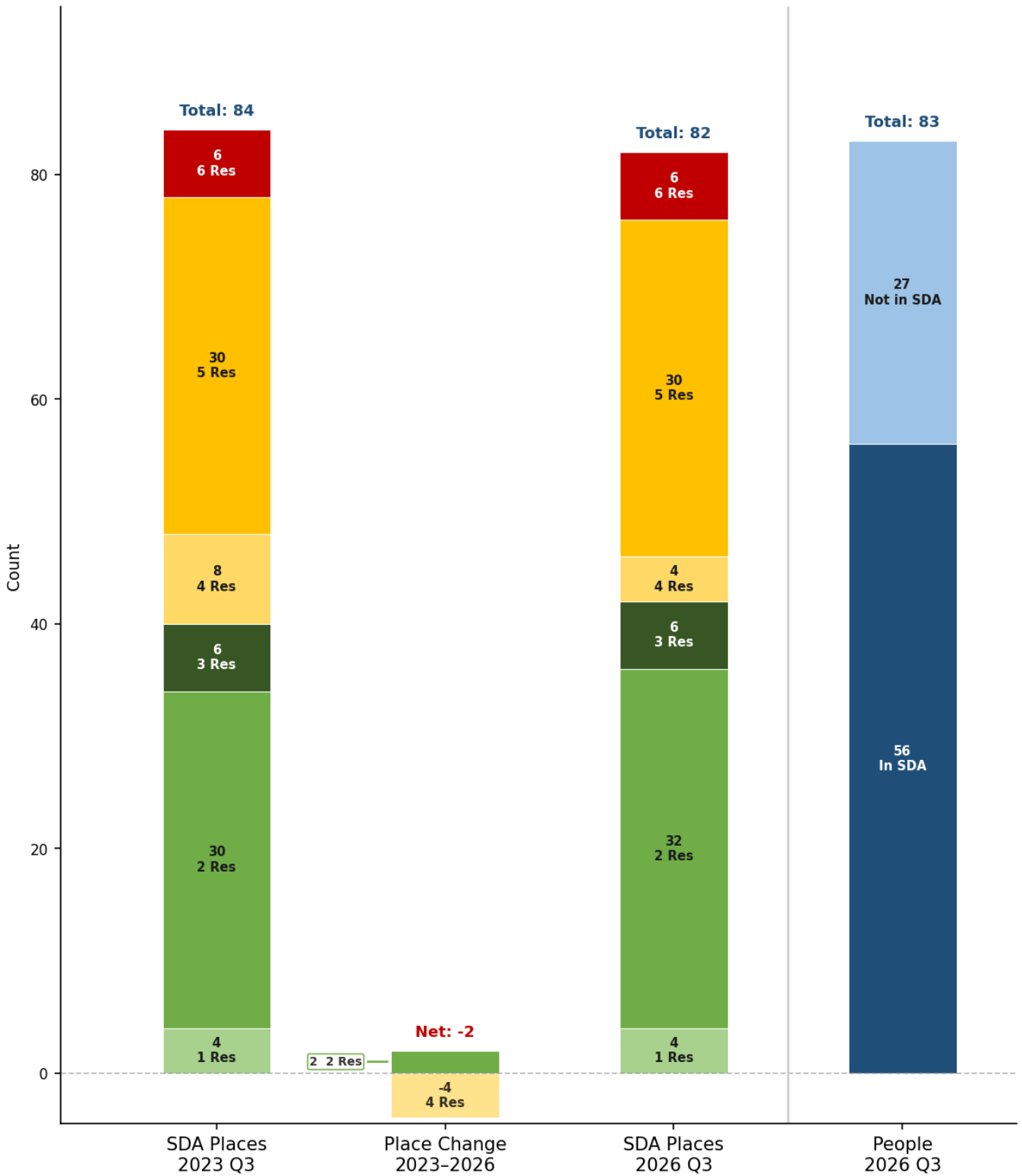
SDA supply in Whitehorse - West has grown from 198 to 207 places between 2023 Q3 and 2026 Q3 — an increase of 9 places (5%). In terms of dwelling mix: 1–2 resident places grew from 22 to 33 (+11); 3 resident places were unchanged at 18; 4–5 resident group houses rose from 122 to 126 (+4); and 6 resident (legacy) places reduced from 36 to 30 (-6). Funding utilisation is high at 82.7% — 172 of 208 people with SDA funding are currently using it, while 36 people have funding but are not yet in SDA. Place occupancy is high at 83.1%, with 172 people in SDA against 207 available places — implying up to 35 places may be vacant.

Whittlesea - Wallan



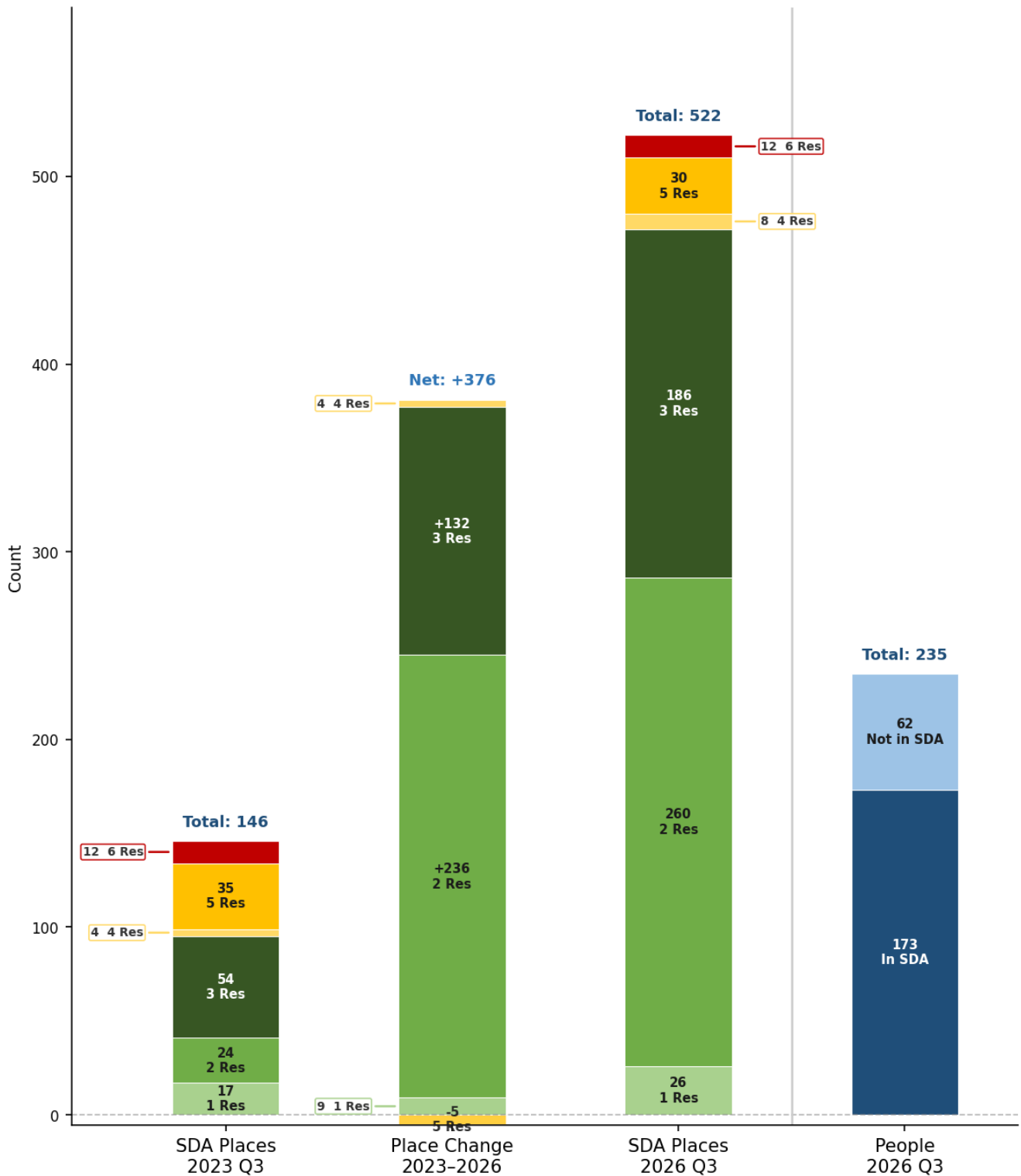
SDA supply in Whittlesea - Wallan has grown from 243 to 521 places between 2023 Q3 and 2026 Q3 — an increase of 278 places (114%). In terms of dwelling mix: 1–2 resident places grew from 24 to 228 (+204); 3 resident places rose from 57 to 147 (+90); 4–5 resident group houses fell from 156 to 146 (-10); and 6 resident (legacy) places reduced from 6 to 0 (-6). Funding utilisation is moderate at 76.0% — 253 of 333 people with SDA funding are currently using it, while 80 people have funding but are not yet in SDA. Place occupancy is low at 48.6%, with 253 people in SDA against 521 available places — implying up to 268 places may be vacant.

Wodonga - Alpine



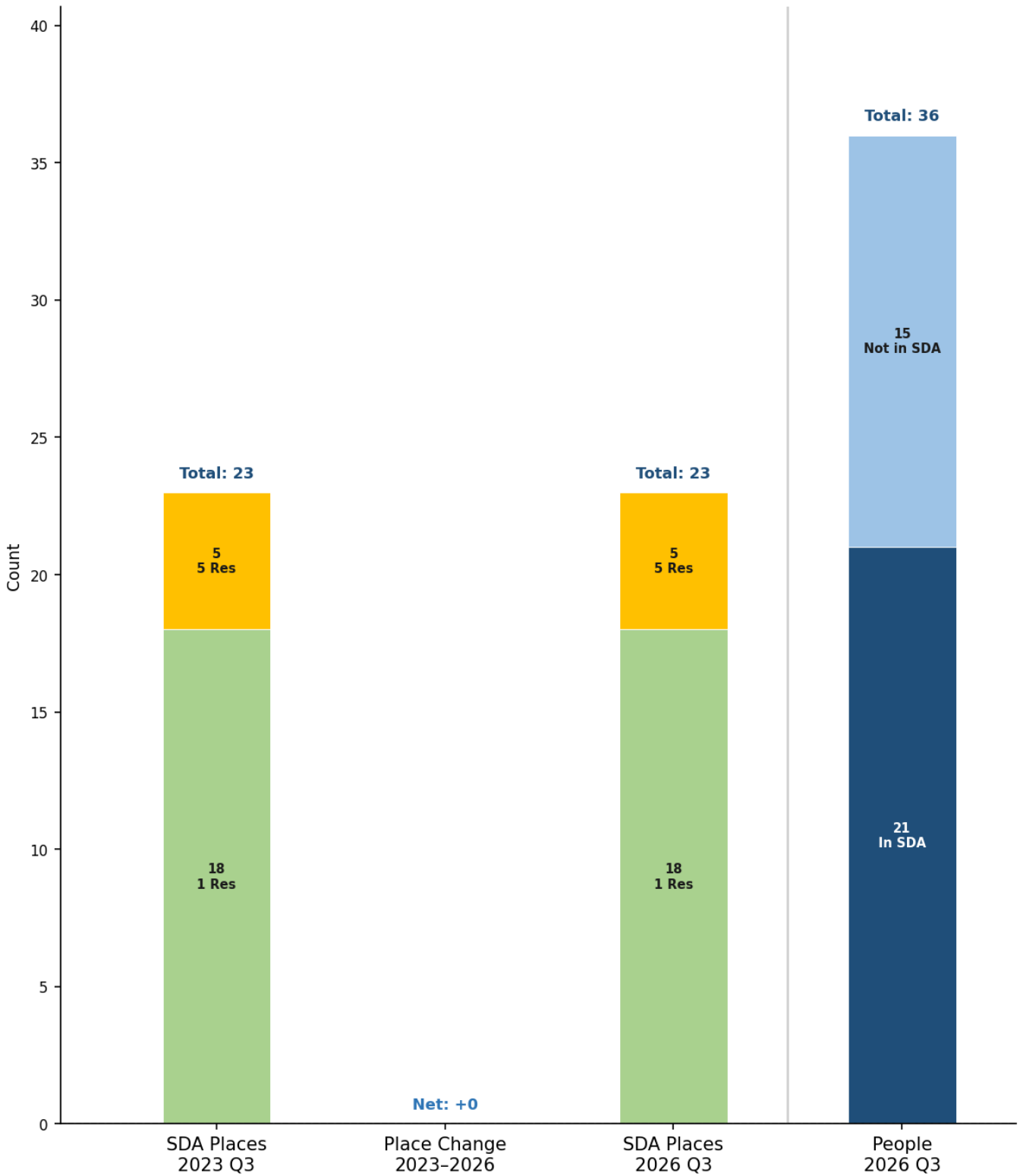
SDA supply in Wodonga - Alpine has fallen from 84 to 82 places between 2023 Q3 and 2026 Q3 — a reduction of 2 places (2%). In terms of dwelling mix: 1–2 resident places grew from 34 to 36 (+2); 3 resident places were unchanged at 6; 4–5 resident group houses fell from 38 to 34 (-4); and 6 resident (legacy) places held at 6. Funding utilisation is moderate at 67.5% — 56 of 83 people with SDA funding are currently using it, while 27 people have funding but are not yet in SDA. Place occupancy is moderate at 68.3%, with 56 people in SDA against 82 available places — implying up to 26 places may be vacant.

Wyndham



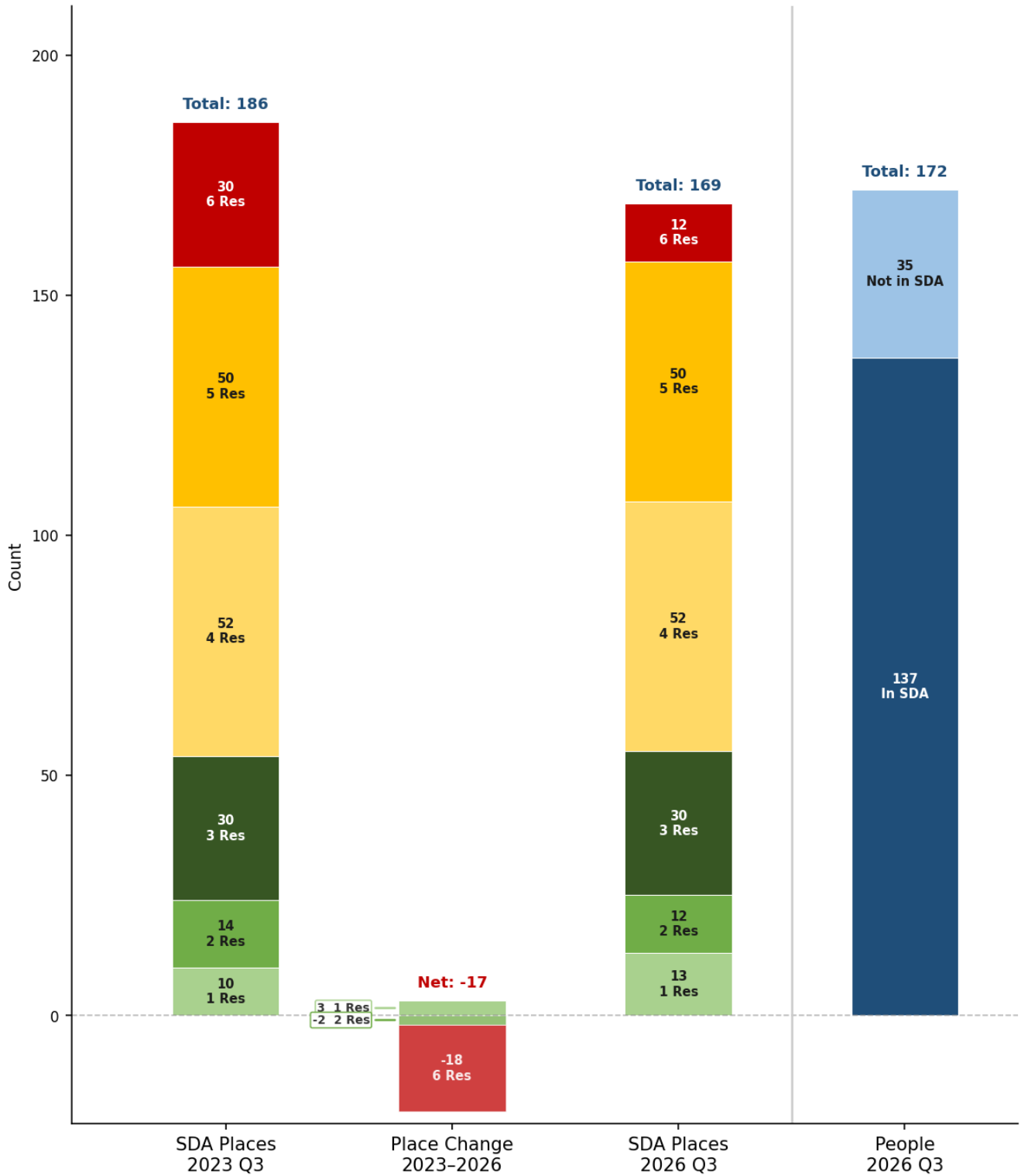
SDA supply in Wyndham has grown from 146 to 522 places between 2023 Q3 and 2026 Q3 — an increase of 376 places (258%). In terms of dwelling mix: 1–2 resident places grew from 41 to 286 (+245); 3 resident places rose from 54 to 186 (+132); 4–5 resident group houses fell from 39 to 38 (-1); and 6 resident (legacy) places held at 12. Funding utilisation is moderate at 73.6% — 173 of 235 people with SDA funding are currently using it, while 62 people have funding but are not yet in SDA. Place occupancy is low at 33.1%, with 173 people in SDA against 522 available places — implying up to 349 places may be vacant.

Yarra



SDA supply in Yarra was unchanged between 2023 Q3 and 2026 Q3, remaining at 23 places. In terms of dwelling mix: 1–2 resident places held steady at 18; and 4–5 resident group houses were unchanged at 5. Funding utilisation is low at 58.3% — 21 of 36 people with SDA funding are currently using it, while 15 people have funding but are not yet in SDA. Place occupancy is high at 91.3%, with 21 people in SDA against 23 available places — implying up to 2 places may be vacant.

Yarra Ranges



SDA supply in Yarra Ranges has fallen from 186 to 169 places between 2023 Q3 and 2026 Q3 — a reduction of 17 places (9%). In terms of dwelling mix: 1–2 resident places grew from 24 to 25 (+1); 3 resident places were unchanged at 30; 4–5 resident group houses were unchanged at 102; and 6 resident (legacy) places reduced from 30 to 12 (-18). Funding utilisation is moderate at 79.7% — 137 of 172 people with SDA funding are currently using it, while 35 people have funding but are not yet in SDA. Place occupancy is high at 81.1%, with 137 people in SDA against 169 available places — implying up to 32 places may be vacant.