

# Your Partner in Industri

## Authorized Distributor

Innovation in Motion  
**TSUBAKI**

**BALDOR**

**REXNORD**

**FALK**

**DODGE**

**KTR**

**ABB**

**THOMAS**

**Addax**

**Autogard**

**PENTA KEPOWER**

**POWERTWIST  
DRIVE**

**SARANA  
TEKNIK**

**PT. SARANA TEKNIK**

### Head Office:

Komplek Perkantoran Sunter Permai Blok B.11

Jl. Danau Sunter Utara Kav. K-2 Sunter Agung, Jakarta 14350 - Indonesia

Telp. (021) 651 9582 (Hunting) Fax. (021) 6530 5868, 6400893, Fax Toll Free: 0800-1-666-777

Email: saranateknik@cbn.net.id | saranagroup@cbn.net.id | Website: www.sarana-teknik.com

### Branch Office:

\* SIMPRUG PLAZA Blok A2 No. 11 JABABEKA 2 Cikarang - Bekasi

Telp. (021) 8932 4575 / 8932 4587, Fax. (021) 8932 4530 | Email: sarana\_cikarang@cbn.net.id

\* Ruko Sentra Tropodo Blok C7, Jl. Raya Tropodo No. 115 Waru, Surabaya

Telp. (031) 8685823-24 Fax. (031) 868 5825 | Email: sarana\_surabaya@cbn.net.id

\* Jl. Wonodri Sendang Raya No. 15A, Semarang 50242

Telp. (024) 356 6377 (Hunting), (024) 9103 2835 Fax. (024) 356 9019 | Email: sarana\_smg@cbn.net.id

Authorized Distributor Indonesia



Roller Chain  
ANSI - BS  
Standard

CONVEYOR CHAIN

BACKSTOP



CAM CLUTCH



TORQUE LIMITER



ADN SERIES  
POWER LOK



BACKSTOP BS, BS-R, BSEU



Innovation in Motion

CONVEYOR CHAIN  
FOR PALM OIL MILL




HEAVY DUTY  
ROLLER CHAIN




RF CHAIN

TSUBAKI  
KABELSCHLEPP®  
CABLEVEYOR



CHAIN COUPLING



POWER CYLINDER



AC SERIES  
POWER LOK

KING BUSH  
POWER LOK

FEEDER BREAKER  
CHAIN FOR MINING



ROLLER CHAIN



SPROCKET



Authorized Distributor :



Falk Lifelign Gear Couplings G 20

GEAR COUPLING WITH SPACER

Falk Steelflex Grid Couplings

Steelflex - Grid Vertikal - T20

Falk Grid Only

Falk Wrapflex Coupling

DBZ

REXNORD Link-Belt®

Autogrand AUTHORIZED DISTRIBUTOR



BEARING UNIT



TORQUE LIMITERS



STEEFLEX - GRID HALF-SPACER



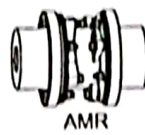
STEEFLEX - GRID FULL-SPACER



DBZ-A



DBZ-B



AMR



TOLLOK TLK LOCKING DEVICES



Falk Quadrive Shaft Mounted Drive

## THOMAS



SERI : DBZ A-B-C, SERI 52, 71, 63  
AMR - CMR - BMR - SN



DBZ-C



Series 52



Series 54RDG



Series 71



FALK LTG GREASE


## THOMAS - ADDAX




Thomas Falk Freedom Disc Couplings



Rexnord Addax Composite Cooling Tower Couplings



Falk Omnibox Worm Gear Drives



Falk A-Plus Parallel Shaft Gear Drives



Falk TRUE HOLD Low Speed Backstops



Right Hand Long's Lay



Coupling Rexnord Omega



VIVA™ COUPLING



Link-Belt®


Oil-field chains to API specifications



British Standard Chains



Multiple-strand roller chain



TYPE CFA

CFX

# DODGE



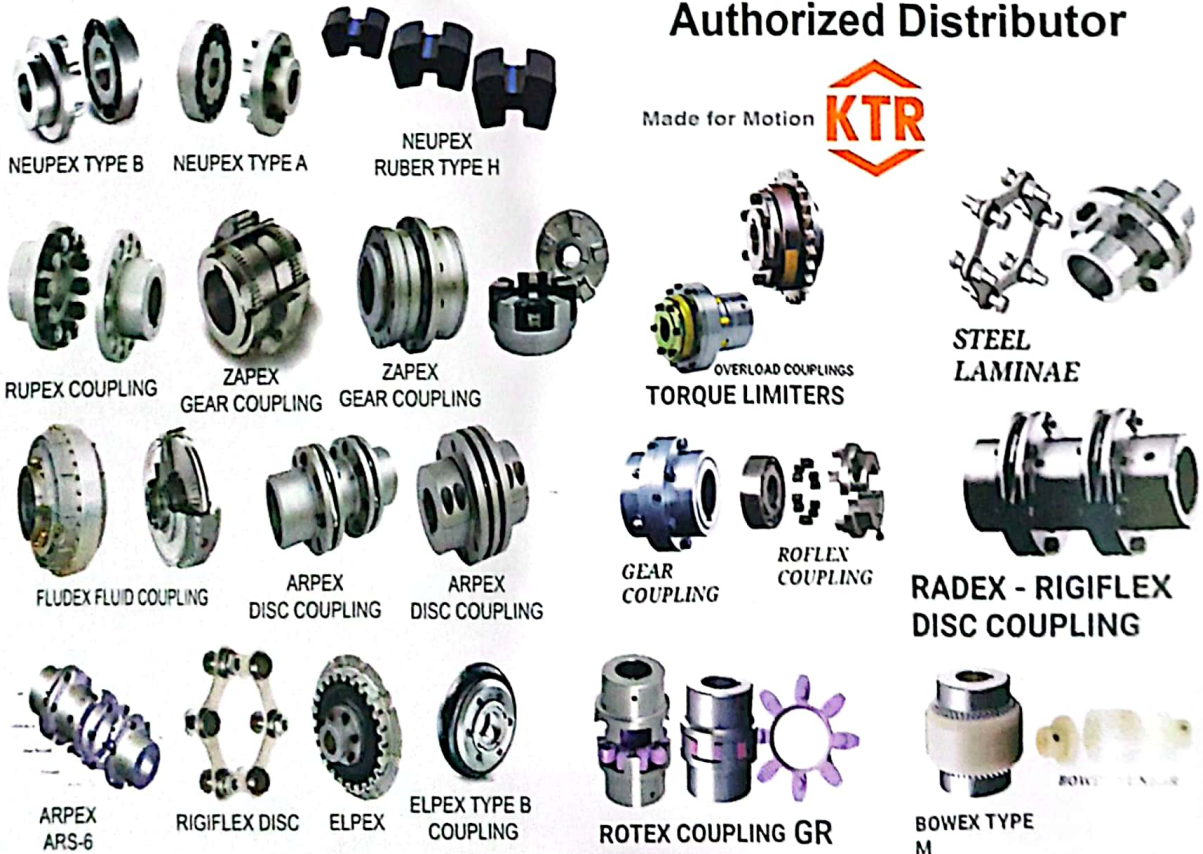
## AUTHORIZED DISTRIBUTOR



# FLENDER COUPLING




## Authorized Distributor




## Fenner SMSR

- 13 size in the range.
- Four standard bore options
- Bore sizes range from 20mm to 190mm
- Torque capacity up to 45,000Nm
- Taper-Grip bush for easy removal and fitting
- Ratios up to 200:1 with a simple belt drive



## WESTCAR FLUID COUPLING



## TRANSFLUID FLUID COUPLING



# PUMP



EBARA - Centrifugal End Suction Volute Pump



CENTRIFUGAL PUMP



SQPB PUMP



SUBMERSIBLE PUMP



ESDA Multistage End Suction Pump



ES End Suction Volute Pump



EHA (D/F) 24256



Lowara 116M Multistage Pumps 230v - Lowara Pumps



Lowara FHE 56 150/55P Centrifugal Pump 415V

centrifugal pump



type CLA



submersible pump



Lowara 15V Multistage Pumps 400v - Lowara Pumps by




submersible pump



AGENT: **BLAGDON PUMP**

**BLAGDON PUMP**



**KOSHIN LTD.**


Kyoto Japan.



GL SERIES Gear Pump for Kerosene, Heavy Oil, Lubrication Oil



GEAR PUMP GL SERIES



GB - GC SERIES Gear Pump for Weak Acid, Light Oil, Machine Oil

GEAR PUMP



GEAR PUMP



TYPE KCB



TYPE ZCY



TYPE YBC



TYPE KCB



TYPE LOCB (ASPHALT PUMP)




series SK self priming pump



series VU/VH VACUUM PUMP



TOE GN SERIES heat transfer pump



side channel pump **ROTOR**



END SUCTION CENTRIFUGAL PUMP



KDW HORIZONTAL MULTI STAGE PUMP



ALFA LAVAL Sanitary Pump  
Premium centrifugal pumps



MAGNETIC PUMP TYPE CQB



TYPE XA



KCC CHEMICAL PROCESS CENTRIFUGAL PUMP



LKH




LKH PF




MAGNETIC PUMP TYPE CXB

# GEAR MOTOR & REDUCER


 **Bonfiglioli**  
Italia




BRAKE MOTOR




WORM GEAR



BEVEL GEAR REDUCER



VARIATOR



ELECTRIC MOTOR



TYPE MAS / F



TYPE MVF




SHAFT MOUNTED SPEED REDUCER TYPE TA



TYPE MAS / P



PLANETARY GEAR 2



TYPE RAN



**GUOMAO**



**YUEMA**

**CANTONI**  
MOTOR





ISO 9001

**SABANA**  
**TEKNIK**



General Purpose  
3-Phase  
Induction  
Motors

**Elektrim**




**GEAR**  
**CHENNAI**

  
**MOTOVARIO**



**TECO**


General Purpose  
3-Phase  
Induction  
Motors



TYPE NMRV



TYPE MRC / PRC



TYPE H



# D-MAXX

# COUPLING

KOPFLEX • REXNORD • DODGE • FALK • LOVEJOY • THOMAS • TB WOOD'S • FLENDER • KTR  
 SEISA • FENNER • CENTA • ESCO • SNS • FLEXOMAX • NORMEX • TSUBAKY  
 NBK - RATHI - ADDAX • MITSUBOSHI • CITROEN CMD •

## DODGE




STEELFLEX - GRID HORIZONTAL - T10



FALK GRID ONLY



STEELFLEX - GRID HALF-SPACER



STEELFLEX - GRID FULL-SPACER

## KOP-FLEX



Gear coupling type FAST



seri H



STEELFLEX - GRID VERTIKAL - T20



GEAR COUPLING WITH SPACER



FALK WRAPFLEX



FALK WRAPFLEX COUPLING



joong ang JAC coupling



jaw coupling

## Lovejoy



rubber coupling




jawab coupling type L type al



rubber

## JAC TOYO



RUBBER COUPLING TYPE RF & CA



grid



gear coupling



SUREFLEX TYPE J



SUREFLEX TYPE E



SUREFLEX TYPE H



SUREFLEX TYPE J (COMPLETE SET)



SUREFLEX WITH SPACER



SUREFLEX TYPE HS

## TB Wood's Incorporated




DURAFLEX type wes type we

## WESTCAR FLUID COUPLING



Rotoflexi



type BETA with pulley



ROTOFLEXI

## TRANSFLUID



type KSD



type KRG

## FLUID COUPLING

## BRIDGESTONE



BRIDGESTONE Tire CA-120



NEUPEX TYPE B



NEUPEX TYPE A



NEUPEX TYPE H

## FLENDER



ZAPEX - ZWN



BWN



RUPEX RWN



FLENDER NEUPEX RUBBER ONLY



FLENDER RIGIFLEX DISC



FLENDER RIGIFLEX DISC 2



FCL COUPLING



FCL - WITH SPACER



FLEXIBLE SHAFT COUPLING



BOLT-NUT-RUBBER FCL

## KTR



rubber Rotex



ROTEX GR



BOWEX YUNIOR



BOWEX



GS COUPLING



RUBBER ROTEX

# COUPLING



## REXNORD



REX OMEGA  
TYPE SPACER



VIVA™ COUPLING  
**THOMAS**



REX OMEGA



ADDAX  
COMPOSITE COUPLINGS



Jaw coupling  
type L




type SW




rubber SW RRS



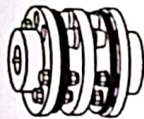
typ RRS



type RRL



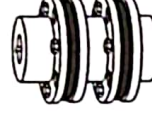
AMR



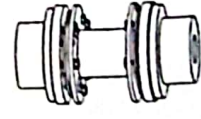
DBZ-B



DBZ-C



Series 52



Series 71

## NORMEX



NORMEX TYPE E (NM)



TYPE G



## FlexoMax



type GH



type GE


type GG

## MAINA



GEAR COUPLING  
TYPE GO

## TSUBAKI



CHAIN COUPLING

## esco




GEAR COUPLING TYPE FST



RUBBER MT



RUBBER MH



HYPERFLEX  
TYPE MT - MH

## MITSUBISHI

## R+W



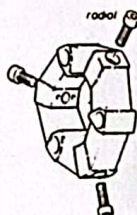
## GUARDEX



FLEXIBLE COUPLING  
SFC



M-STYLE



RUBER CENTAFLEX

## Fenner Martin



FENERFLEX  
TIRE COUPLING PULLEY COUPLING

## winflex CMD flexident COUPLINGS



GRID COUPLING



GEAR COUPLING



## CENTAFLEX COUPLING



TYPE CFA



CFX



CENTAMAXX - E

## NBK



MDW



MDS



MHW



MJT



MFB




MST



MSTS

## Magnaloy



NM coupling  
normex



Jaw coupling

# ELECTRIC MOTOR BALDOR



**AUTHORIZED DISTRIBUTOR :**



GENERAL PURPOSE MOTOR



GENERAL PURPOSE MOTOR



DESIGN D OIL FIELD PUMP



C-FACE AND D-FLANGE



BRAKE MOTORS  
1/4 HP TO 30HP



BALDOR DC MOTOR  
FRAME IEC



SINGLE PHASE



SEVERE DUTY MOTOR



EXPLOSION  
PROOF MOTOR



GENERAL MOTOR  
SUPER E

## INVERTER

Authorized Distributor : **CONTROL SYSTEMS**



### PENTA KE POWER

A Complete Line of Motor Drives

#### KBWM™ VARI-DRIVE

NEMA 1  
BCR Variable Speed DC Motor Control  
For Permanent Magnet (PM),  
Shunt Wound Motors and  
Magnetic Particle Clutches  
Two Module Drive  
1/100 - 1/3 HP @ 80 VDC  
1/50 - 3/4 HP @ 180 VDC



- Model KBWM 120 for 120 VAC line with 80 VDC motors (P/N 9380)
- Model KBWM 240 for 240 VAC line with 180 VDC motors (P/N 9381)

#### KBCC-225

Chassis Mount  
Variable Speed DC Motor Control  
Shunt Wound and PM Motors  
up to 3 HP



#### KBMD-240D

MULTIDRIVE™  
Variable Speed DC Motor Control  
For Shunt Wound and PM Motors  
Patented Overload Circuit

1/100 - 1 hp @ 115 VAC - 60/90 Hz\*  
1/50 - 2 hp @ 230 VAC - 60/90 Hz\*  
TYPICAL APPLICATIONS  
• Conveyors • Packaging Machines  
• Feeders • Printing Equipment



Medium voltage motor

#### KBIC®

Variable Speed DC Motor Control  
For Shunt Wound and PM Motors  
1/100 - 1 1/2 hp @ 115 VAC - 60/90 Hz\*  
1/50 - 2 hp @ 230 VAC - 60/90 Hz\*

TYPICAL APPLICATIONS  
• Conveyors • Packaging Machines • Feeders  
• Welding Positioners • Pumps  
• Machine Tools • Exercise Equipment  
• Screening and Printing equipment



KBIC-240D (White)

#### KBCC-255

5HP  
Chassis Mount  
Variable Speed DC Motor Control  
Shunt Wound and PM Motors



KBMD 240 D



KBWM 240



KBIC 240

CONTROLLER FOR DC MOTOR KBW



AC ELECTRIC MOTOR



Exproff motor



ac motor