



Co-funded by
the European Union




LANGUAGE

LINGUISTIC LIVING SPACES

By Dr. Carola Koblitz



BACKGROUND

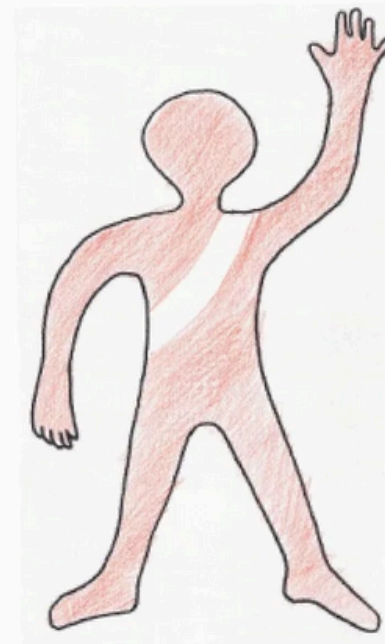


LLS was used for the first time in the winter semester 2022 as part of a seminar on minority research at the University of Vienna.

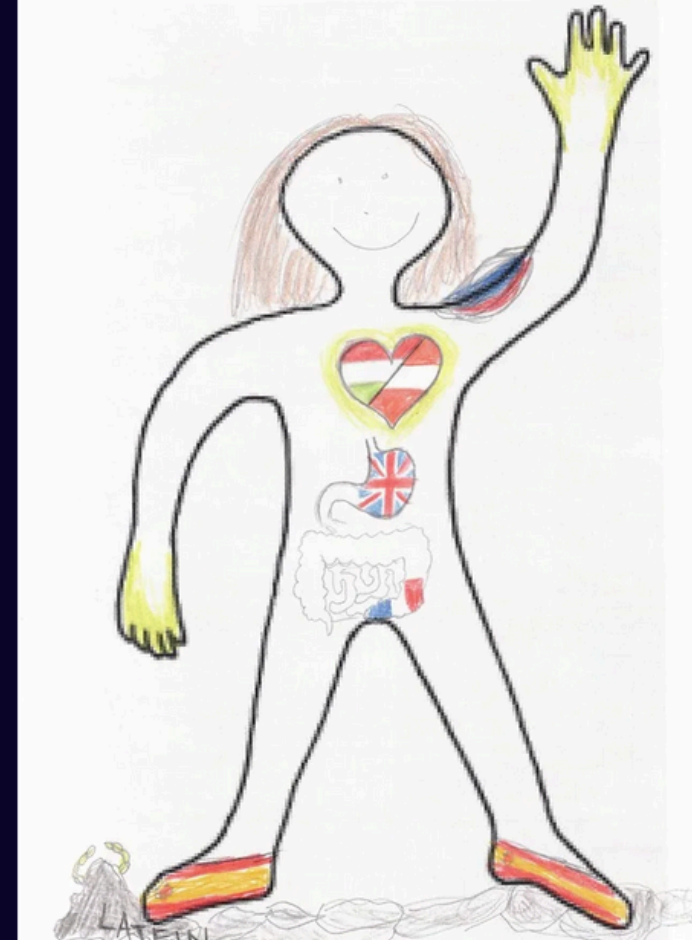
Familiensprachenportrait



Detlefs Sprachenportrait



Sieglindes Sprachenportrait



Victors Sprachenportrait




Bautz, Habitzel, Hanisch, Koblitz & Lechner 2022

Familiensprachenportrait



Esthers Sprachenportrait




Andreas Sprachenportrait





Bautz, Habitzel, Hanisch, Koblitz & Lechner 2022

ERASMUS-PROJECT „ARTS FOR CLIMATE CHANGE”



Vienna, December 2023


WORKSHOP AT THE 75TH STUTS



Graz University, Austria. May 2024

The slide features decorative geometric patterns in the corners. The top-left corner has a purple line-art pattern of interconnected dots and lines. The top-right corner has a colorful grid of squares with various patterns like dots, lines, and diamonds in shades of blue, yellow, and purple. The bottom-left corner has a purple line-art pattern similar to the top-left. The bottom-right corner has a vertical strip of colorful geometric shapes including circles, squares, and triangles in shades of purple, yellow, and blue.

DEVELOPMENT

A close-up photograph of a hand holding a blue pencil, drawing a house on a piece of paper. The house is drawn with thick black lines and is partially colored with pink, blue, and yellow. The hand is positioned over the drawing, and the pencil is in the process of coloring a section of the house.



Based on the findings from the previous sessions and a seminar by Brigitta Busch, it was determined that the lines of the house were too thick and that not all people associate a house directly with a “living space”.

That's why, as part of CALA*, I tried to give the participants a blank sheet of paper.



* CALA - **Creative Approach to Language Acquisition**

These were workshops for migrants, which were funded by the Cultural Department of the 9th District of the City of Vienna in the summer of 2024 and which I was able to conduct with the support of a therapist specializing in expressive arts.



OUR SPACE...

With the advice and support of
Brigita Busch and art therapist
Linda Velázquez Ramos, the
search for the right silhouette
began...








Thanks to the collaboration with the art therapist, I learned how sensitization works before such an exercise. I learned what steps to take. It is especially important to insist that there are no right or wrong answers or actions. We are all artists, which means it is a purely creative process.





A good prompt or introduction to a creative session should include the following:

- Reflections on the languages spoken.
 - When, where and how they were learned.
 - With whom and where (under what circumstances) they are spoken.
 - It should be reflected that abstract spaces such as the internet or art/sport etc. can also be included.
 - It should be emphasized that there are no right or wrong answers.
 - If it is a group session, exchange should be encouraged.
- 





Neuro Diversity & Art Therapy





Neuro Diversity & Art Therapy

Collaboration with the art therapist Ana Castro Villegas





tusind tak
謝謝 dakujem vám
ありがとうございます
ngiyabongga
dziękuję
merci
baie dankie
धन्यवाद molte grazie
suksema
danke
thank
you
gracias
obrigada
obrigado
tak
gràcies
tänan
dank u
teşekkür ederim
tack så mycket
teşekkür edire
mahalo



Co-funded by
the European Union