

ALTA® Wireless Accelerometer - Vibration Meter

General Description

[ALTA® Wireless Accelerometer - Vibration Meters](#) measure vibration speed and frequency on three axes.

Key Features

- ▶ Three axes measurement of vibration and frequency
- ▶ Duty Cycle
- ▶ Speed Resolution: 0.1mm/s
- ▶ Frequency Resolution: 1 Hz
- ▶ Configurable thresholds for critical condition monitoring

Principles of Operation

The ALTA Wireless Accelerometer - Vibration Meter measures vibration intensity and frequency on three axes (X, Y, Z) over a user-configurable time interval or Heartbeat. When performing a measurement, the sensor uses an accelerometer to capture g-force on all axes and then calculates speed and frequency from that acceleration data using time and frequency domain analysis. It also reports the duty cycle (a percentage of time during the report interval when vibration was present). On each Heartbeat, the measurements are sent to the gateway, making the data available in iMonnit or other approved data services.

Example Applications

- ▶ Vibration monitoring
- ▶ Bridge and building seismic activity monitoring
- ▶ Assembly line monitoring
- ▶ [Additional applications](#)

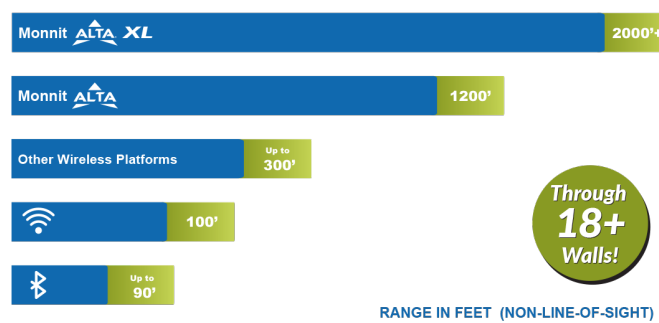
Features of Monnit ALTA Sensors

- Wireless range of 2,000+ feet through 18+ walls¹
- Frequency-Hopping Spread Spectrum (FHSS)
- Best-in-class interference immunity
- Best-in-class power management for longer battery life²
- Encrypt-RF® Security (Diffie-Hellman Key Exchange + Advanced Encryption Standard (AES)-128 Cipher Block Chaining (CBC) for sensor data messages)
- Sensor logs 2000 to 4000 readings if the gateway connection is lost (non-volatile flash, persists through power cycling):
 - 10-minute Heartbeats = ~ 22 days
 - 2-hour Heartbeats = ~ 266 days
- Automatic over-the-air updates to sensor firmware (future-proof)
- Free iMonnit Basic Online Wireless Sensor Monitoring and Notification System to configure sensors, view data, and send alerts via SMS text, email, and voice call


¹ Actual range may vary depending on the environment and gateway.

² Battery life is determined by the sensor reporting frequency and other variables. Other power options are also available.

Wireless Range Comparison



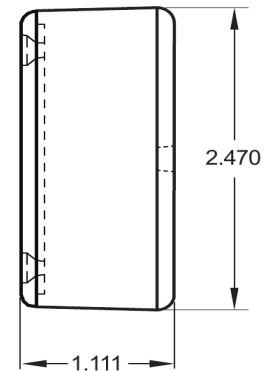
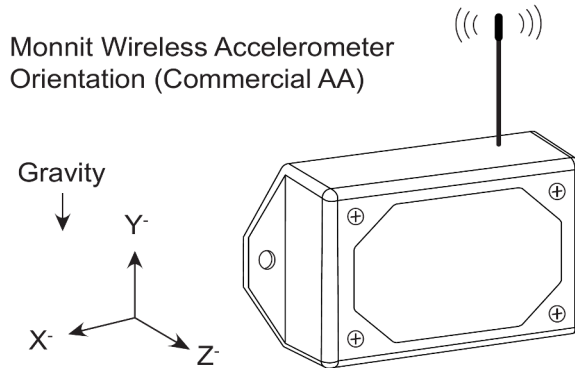
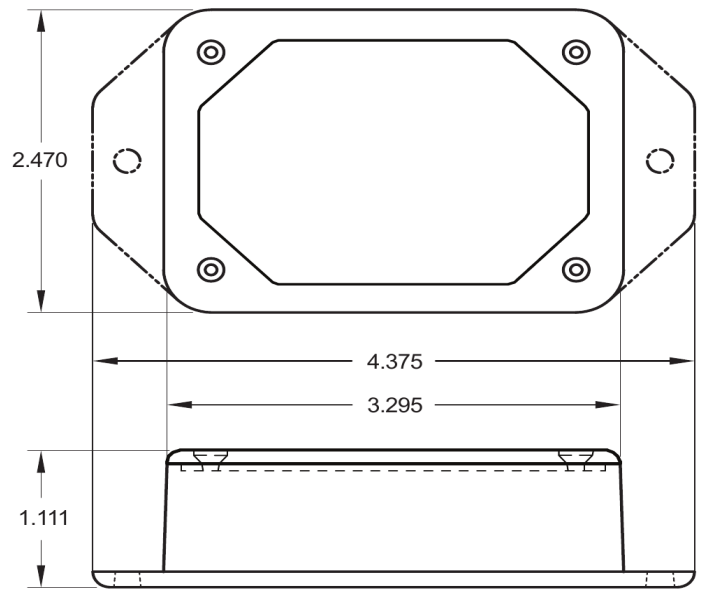
Technical Specification | ALTA® Wireless Vibration Meter

Vibration Meter	Speed measurement range	0 to 25.5 mm/s
	Speed measurement resolution	0.1 mm/s
	Frequency measurement range	10 to 200 Hz
	Frequency measurement resolution	1 Hz
	Vibration intensity threshold range	0 to 1.701 g
	Vibration intensity threshold resolution	0.063 g
	Accelerometer g-Force Range	+/- 2 g
ALTA Wireless	Data logging	Sensor logs 2000 to 4000 readings if gateway connection is lost (non-volatile flash, persists through power cycling); 10-minute Heartbeats = ~22 days - 2-hour Heartbeats = ~266 days
	Wireless protocol	ALTA Proprietary Frequency-Hopping Spread Spectrum (FHSS)
	Wireless transmission power (EIRP)	50 mW (900MHz), 25 mW (868 MHz), 10 mW (433 MHz)
	Wireless range	2,000+ ft. through 18+ walls with the ALTA XL® Gateway
	Security	Encrypt-RF® (256-bit key exchange and AES-128 CTR)
General	Battery voltage range	2.0 to 3.8 VDC
	Operating altitude (non-pressurized environments)	-15.2 to 1,982 m (-50 to 6,500 ft) ¹
	Storage altitude (non-pressurized environments)	-15.2 to 3,048 m (-50 to 10,000 ft) ¹
	Operating humidity	5 to 85% RH (non-condensing)
	Certifications	900 MHz sensors: FCC ID: ZTL-G2SC1 and IC: 9794A-G2SC1. 868 and 433 MHz sensors tested and comply with: EN 55032: 2015/A11:2020; EN 55035:2017/A11:2020; ETSI EN 300 220 V3.2.1 (2018-06); ETSI EN 301 489-3 V2.2.0. (2021-11); and ETSI EN 303 645. All sensors tested and comply with: EN 61010-1 and EN 60950 and meet RoHS 2015/863 and REACH 224 (June 2022), according to IEC 63000:2016/AMD1:2022.
		

1. Operating and storage altitude without DC power supply is -30.48 to 9144 m (-100 to 30000 ft)

This sensor reports the following seven values:

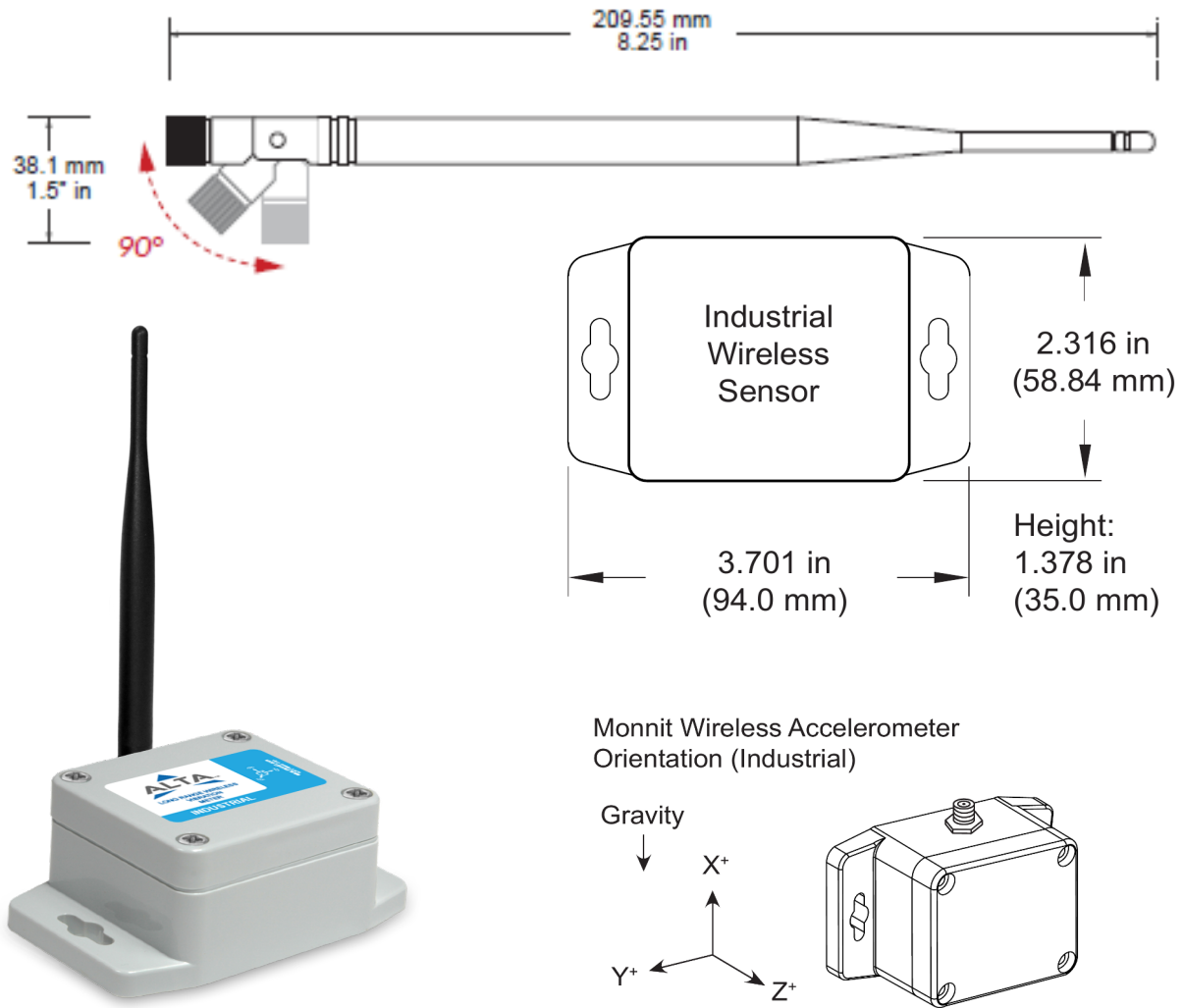
- X-Axis: Peak Acceleration, Peak Velocity, or True RMS (user specified) on X-Axis over Heartbeat
- Y-Axis: Peak Acceleration, Peak Velocity or True RMS (user specified) on Y-Axis over Heartbeat
- Z-Axis: Peak Acceleration, Peak Velocity or True RMS (user specified) on Z-Axis over Heartbeat
- X-Axis: Frequency on X-axis measured over Heartbeat
- Y-Axis: Frequency on Y-axis measured over Heartbeat
- Z-Axis: Frequency on Z-axis measured over Heartbeat
- Duty Cycle: Percentage of time vibration was present over Heartbeat



Technical Specifications | ALTA® Enterprise

Battery ¹	2x 1.5V AA Alkaline, 1500 mAh, (standard) 2x 1.5V AA Lithium, 3000 mAh, (optional)
Battery Life	10+ years expected
External line-power option ²	Input voltage: 5.0-12.0 V Power jack: 2.1 x 5.5 mm barrel, center positive
Operating temperature range ³	-18°C to 55°C (0°F to 130°F) - AA Alkaline Batteries -25°C to 60°C (-13°F to 140°F) - AA Lithium L91 Batteries 0°C to 40°C (32°F to 104°F) - US 5V Power Supply 10°C to 40°C (50°F to 104°F) - International 5V Power Supply
Wireless antenna type	1/4-wave, 20 gauge wire whip, 3.5" (900/868MHz), 7"
Weight	3.7 oz. (105 g)

1. Hardware cannot withstand negative voltage. Please take care when inserting and removing batteries.
2. Batteries will provide backup power in the case the external power is removed.
3. Operating below 0°C (32°F) degrees will reduce battery life.



Technical Specifications | ALTA® Industrial

Battery	1x 3.6V AA Lithium Thionyl Chloride, 1500mAh, pre-installed
Battery Life	10+ years expected
Operating temperature range (non-leaded measurement range) ¹	-40°C to 85°C (-40°F to 185°F)
Wireless antenna type	1/2-wave waterproof dipole with RP-SMA connector and swivel neck; dBi of 3.0 (900/868MHz) or 2.5 (433 MHz); length of 8.27" (210mm) (900/868MHz) or 7.68" (195mm) (433 MHz); diameter at thickest point of 0.55" (14mm)
Weight	4.7 oz. (133 g)
Enclosure rating	IP-65 (dust-proof and waterproof but not submersible) NEMA 1, 2, 4, 4x, 12, and 13 rated, sealed, and weatherproof UL Listed to UL508-4x specifications (File E194432)

1. Operating below 0°C (32°F) degrees will reduce battery life.

Commercial-Grade Sensors

Monnit commercial-grade sensors are designed for applications in ordinary environments (normal room temperature, humidity, and atmospheric pressure). Do not use these sensors under the following conditions as these factors can deteriorate the product characteristics and cause failures and burnout.

- Corrosive gas or deoxidizing gas: chlorine gas, hydrogen sulfide gas, ammonia gas, sulfuric acid gas, nitric oxide gas, etc.
- Volatile or flammable gas
- Dusty conditions
- Low-pressure or high-pressure environments
- Wet or excessively humid locations
- Places with salt water, oils, chemical liquids, or organic solvents
- Where there are excessively strong vibrations
- Other places where similar hazardous conditions exist

Use these products within the specified temperature range. Higher temperatures may cause deterioration of the characteristics or the material quality.

Industrial-Grade Sensors | Type 1, 2, 4, 4X, 12, and 13 NEMA-Rated Enclosure

Monnit's industrial sensors are enclosed in reliable, weatherproof NEMA-rated enclosures. Our NEMA-rated enclosures are constructed for both indoor or outdoor use and protect the sensor circuitry against the ingress of solid foreign objects like dust and the damaging effects of water.

- Safe from falling dirt
- Protects against wind-blown dust
- Protects against rain, sleet, snow, splashing water, and hose-directed water
- Increased level of corrosion resistance
- Will remain undamaged by ice formation on the enclosure

