



PRODUCT CATALOGUE




QUANTO



COMFORTABLE SITTING



NOISE FREE VEHICLE



MOBILE CHARGING POINT



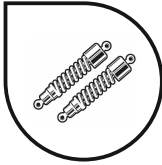
REVERSE PARKING FACILITY



DISC BREAK



LOCK BY REMOTE



TELESCOPIC SHOCKER



ANTI THEFT LOCK

MOTOR
BATTERY
CHARGING TIME
RANGE / CHARGER
VOLT
AH
TOP SPEED
CLIMBING CAPACITY
CONTROLLER

250 WATT BLDC (IP 67)
LITHIUM-ION / LEAD - ACID
3-4 HOUR / 6-8 HOURS
60-120 / 50-80 / CHARGE
48-60-72 / 48-60-72
25-40 / 28-32
25 KM / H
12 DEGREE
SMART INTEGRATED 12 TUBE
SINE WAVE VECTOR CONTROLLER
WITH WATERPROOF (IP67) WITH
REGENERATIVE BREAKING SYSTEM

SPEEDOMETER
INDICATOR


LED
CONTROLLER FAULT INDICATOR,
LOW BATTERY INDICATOR, FRONT
AND SIDE LIGHT INDICATOR

TYRE
MOBILE CHARGING
GEAR

TUBLESS TYRE
USB PORT
1,2,3, GEAR ADJUSTMENTS ⊕
REVERSE GEAR

WHEEL
CENTRAL LOCK
BRAKES
SUSPENSION

STYLESH ALLOY WHEEL
ANTI-THEFT ALARM
FRONT DISC / REAR DRUM
FRONT HYDRAULIC AND REAR
ADJUSTABLE TELESCOPIC SHOCK
ABSORBERS



AVAILABLE COLOURS




SPARK



COMFORTABLE SITTING



NOISE FREE VEHICLE



MOBILE CHARGING POINT



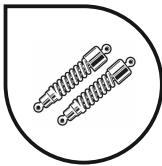
REVERSE PARKING FACILITY



DISC BREAK



LOCK BY REMOTE



TELESCOPIC SHOCKER



ANTI THEFT LOCK

MOTOR
BATTERY
CHARGING TIME
RANGE / CHARGER
VOLT
AH
TOP SPEED
CLIMBING CAPACITY
CONTROLLER

250 WATT BLDC (IP 67)
LITHIUM-ION / LEAD - ACID
3-4 HOUR / 6-8 HOURS
60-120 / 50-80 / CHARGE
48-60-72 / 48-60-72
25-40 / 28-32
25 KM / H
12 DEGREE
SMART INTEGRATED 12 TUBE
SINE WAVE VECTOR CONTROLLER
WITH WATERPROOF (IP67) WITH
REGENERATIVE BREAKING SYSTEM

SPEEDOMETER
INDICATOR

LED
CONTROLLER FAULT INDICATOR,
LOW BATTERY INDICATOR, FRONT
AND SIDE LIGHT INDICATOR

TYRE
MOBILE CHARGING
GEAR

TUBLESS TYRE
USB PORT
1,2,3, GEAR ADJUSTMENTS &
REVERSE GEAR

WHEEL
CENTRAL LOCK
BRAKES
SUSPENSION

STYLESH ALLOY WHEEL
ANTI-THEFT ALARM
FRONT DISC / REAR DRUM
FRONT HYDRAULIC AND REAR
ADJUSTABLE TELESCOPIC SHOCK
ABSORBERS



AVAILABLE COLOURS




AMBITION



COMFORTABLE SITTING



NOISE FREE VEHICLE



MOBILE CHARGING POINT



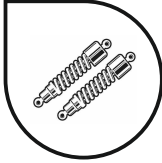
REVERSE PARKING FACILITY



DISC BREAK



LOCK BY REMOTE



TELESCOPIC SHOCKER



ANTI THEFT LOCK

MOTOR
BATTERY
CHARGING TIME
RANGE / CHARGER
VOLT
AH
TOP SPEED
CLIMBING CAPACITY
CONTROLLER

250 WATT BLDC (IP 67)
LITHIUM-ION / LEAD - ACID
3-4 HOUR / 6-8 HOURS
60-120 / 50-80 / CHARGE
48-60-72 / 48-60-72
25-40 / 28-32
25 KM / H
12 DEGREE
SMART INTEGRATED 12 TUBE
SINE WAVE VECTOR CONTROLLER
WITH WATERPROOF (IP67) WITH
REGENERATIVE BREAKING SYSTEM

SPEEDOMETER
INDICATOR


LED
CONTROLLER FAULT INDICATOR,
LOW BATTERY INDICATOR, FRONT
AND SIDE LIGHT INDICATOR

TYRE
MOBILE CHARGING
GEAR

TUBLESS TYRE
USB PORT
1,2,3, GEAR ADJUSTMENTS ⊕
REVERSE GEAR

WHEEL
CENTRAL LOCK
BRAKES
SUSPENSION

STYLESH ALLOY WHEEL
ANTI-THEFT ALARM
FRONT DISC / REAR DRUM
FRONT HYDRAULIC AND REAR
ADJUSTABLE TELESCOPIC SHOCK
ABSORBERS



AVAILABLE COLOURS




ELECTRO



COMFORTABLE SITTING



NOISE FREE VEHICLE



MOBILE CHARGING POINT



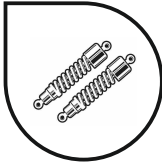
REVERSE PARKING FACILITY



DISC BREAK



LOCK BY REMOTE



TELESCOPIC SHOCKER



ANTI THEFT LOCK

MOTOR
BATTERY
CHARGING TIME
RANGE / CHARGER
VOLT
AH
TOP SPEED
CLIMBING CAPACITY
CONTROLLER

250 WATT BLDC (IP 67)
LITHIUM-ION / LEAD - ACID
3-4 HOUR / 6-8 HOURS
60-120 / 50-80 / CHARGE
48-60-72 / 48-60-72
25-40 / 28-32
25 KM / H
12 DEGREE
SMART INTEGRATED 12 TUBE
SINE WAVE VECTOR CONTROLLER
WITH WATERPROOF (IP67) WITH
REGENERATIVE BREAKING SYSTEM

SPEEDOMETER
INDICATOR


LED
CONTROLLER FAULT INDICATOR,
LOW BATTERY INDICATOR, FRONT
AND SIDE LIGHT INDICATOR

TYRE
MOBILE CHARGING
GEAR

TUBLESS TYRE
USB PORT
1,2,3, GEAR ADJUSTMENTS &
REVERSE GEAR

WHEEL
CENTRAL LOCK
BRAKES
SUSPENSION

STYLESH ALLOY WHEEL
ANTI-THEFT ALARM
FRONT DISC / REAR DRUM
FRONT HYDRAULIC AND REAR
ADJUSTABLE TELESCOPIC SHOCK
ABSORBERS



AVAILABLE COLOURS




MAGNUS



COMFORTABLE SITTING



NOISE FREE VEHICLE



MOBILE CHARGING POINT



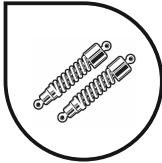
REVERSE PARKING FACILITY



DISC BREAK



LOCK BY REMOTE



TELESCOPIC SHOCKER



ANTI THEFT LOCK

MOTOR
BATTERY
CHARGING TIME
RANGE / CHARGER
VOLT
AH
TOP SPEED
CLIMBING CAPACITY
CONTROLLER

250 WATT BLDC (IP 67)
LITHIUM-ION / LEAD - ACID
3-4 HOUR / 6-8 HOURS
95-120 / CHARGE 60V-10AH
48-60-72 / 48-60-72
25-40 / 28-32
25 KM / H
12 DEGREE
SMART INTEGRATED 12 TUBE
SINE WAVE VECTOR CONTROLLER
WITH WATERPROOF (IP67) WITH
REGENERATIVE BREAKING SYSTEM

SPEEDOMETER
INDICATOR

LED
CONTROLLER FAULT INDICATOR,
LOW BATTERY INDICATOR, FRONT
AND SIDE LIGHT INDICATOR

TYRE
MOBILE CHARGING
GEAR

TUBLESS TYRE
USB PORT
1,2,3, GEAR ADJUSTMENTS &
REVERSE GEAR

WHEEL
CENTRAL LOCK
BRAKES
SUSPENSION

12" STYLISH ALLOY WHEEL
ANTI-THEFT ALARM
FRONT DISC / REAR DRUM
FRONT HYDRAULIC AND REAR
ADJUSTABLE TELESCOPIC SHOCK
ABSORBERS



AVAILABLE COLOURS




VESPA-BS



COMFORTABLE SITTING



NOISE FREE VEHICLE



MOBILE CHARGING POINT



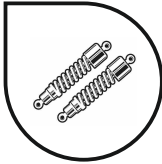
REVERSE PARKING FACILITY



DISC BREAK



LOCK BY REMOTE



TELESCOPIC SHOCKER



ANTI THEFT LOCK

MOTOR
BATTERY
CHARGING TIME
RANGE / CHARGER
VOLT
AH
TOP SPEED
CLIMBING CAPACITY
CONTROLLER

250 WATT BLDC (IP 67)
LITHIUM-ION / LEAD - ACID
3-4 HOUR / 6-8 HOURS
95-120 / CHARGE 60V-10AH
48-60-72 / 48-60-72
25-40 / 28-32
25 KM / H
12 DEGREE
SMART INTEGRATED 12 TUBE
SINE WAVE VECTOR CONTROLLER
WITH WATERPROOF (IP67) WITH
REGENERATIVE BREAKING SYSTEM

SPEEDOMETER
INDICATOR

LED
CONTROLLER FAULT INDICATOR,
LOW BATTERY INDICATOR, FRONT
AND SIDE LIGHT INDICATOR
TUBLESS TYRE

TYRE
MOBILE CHARGING
GEAR

USB PORT
1,2,3, GEAR ADJUSTMENTS &
REVERSE GEAR

WHEEL
CENTRAL LOCK
BRAKES
SUSPENSION

12" STYLISH ALLOY WHEEL
ANTI-THEFT ALARM
FRONT DISC / REAR DRUM
FRONT HYDRAULIC AND REAR
ADJUSTABLE TELESCOPIC SHOCK
ABSORBERS



AVAILABLE COLOURS




RZ




COMFORTABLE SITTING



NOISE FREE VEHICLE



MOBILE CHARGING POINT



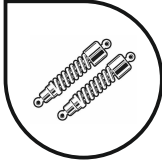
REVERSE PARKING FACILITY



DISC BREAK



LOCK BY REMOTE



TELESCOPIC SHOCKER



ANTI THEFT LOCK

MOTOR
BATTERY
CHARGING TIME
RANGE / CHARGER
VOLT
AH
TOP SPEED
CLIMBING CAPACITY
CONTROLLER

3000 WATT BLDC (IP 67)
LITHIUM-ION
3-4 HOUR / 6-8 HOURS
80-200 / CHARGE 10AH
72
45-120
85-100 KM
15 DEGREE
SMART INTEGRATED 12 TUBE
SINE WAVE VECTOR CONTROLLER
WITH WATERPROOF (IP67) WITH
REGENERATIVE BREAKING SYSTEM

SPEEDOMETER
INDICATOR

LED
CONTROLLER FAULT INDICATOR,
LOW BATTERY INDICATOR, FRONT
AND SIDE LIGHT INDICATOR

TYRE
MOBILE CHARGING
GEAR

TUBLESS TYRE
USB PORT
DRIVE, SPORTS, PARKING &
REVERSE GEAR

WHEEL
CENTRAL LOCK
BRAKES
SUSPENSION

STYLESH ALLOY WHEEL
ANTI-THEFT ALARM
FRONT DISC / REAR DISC
FRONT HYDRAULIC AND REAR
ADJUSTABLE TELESCOPIC SHOCK
ABSORBERS



AVAILABLE COLOURS




JF



COMFORTABLE SITTING




NOISE FREE VEHICLE



MOBILE CHARGING POINT



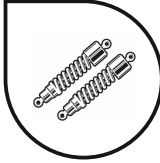
REVERSE PARKING FACILITY



DISC BREAK



LOCK BY REMOTE



TELESCOPIC SHOCKER




ANTI THEFT LOCK

MOTOR 3000 WATT BLDC (IP 67)
BATTERY LITHIUM-ION
CHARGING TIME 3-4 HOUR / 6-8 HOURS
RANGE / CHARGER 80-200 / CHARGE 10AH
VOLT 72
AH 45-120
TOP SPEED 85-100 KM
CLIMBING CAPACITY 15 DEGREE
CONTROLLER SMART INTEGRATED 12 TUBE SINE WAVE VECTOR CONTROLLER WITH WATERPROOF (IP67) WITH REGENERATIVE BREAKING SYSTEM

SPEEDOMETER LED
INDICATOR CONTROLLER FAULT INDICATOR, LOW BATTERY INDICATOR, FRONT AND SIDE LIGHT INDICATOR

TYRE TUBLESS TYRE
MOBILE CHARGING USB PORT
GEAR DRIVE, SPORTS, PARKING & REVERSE GEAR

WHEEL STYLESH ALLOY WHEEL
CENTRAL LOCK ANTI-THEFT ALARM
BRAKES FRONT DISC / REAR DISC
SUSPENSION FRONT HYDRAULIC AND REAR ADJUSTABLE TELESCOPIC SHOCK ABSORBERS



AVAILABLE COLOURS

VIRAIKA




V-6



COMFORTABLE SITTING




NOISE FREE VEHICLE



MOBILE CHARGING POINT



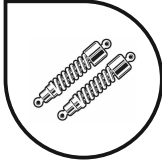
REVERSE PARKING FACILITY



DISC BREAK



LOCK BY REMOTE



TELESCOPIC SHOCKER



ANTI THEFT LOCK

MOTOR
BATTERY
CHARGING TIME
RANGE / CHARGER
VOLT
AH
TOP SPEED
CLIMBING CAPACITY
CONTROLLER

3000 WATT BLDC (IP 67)
LITHIUM-ION
3-4 HOUR / 6-8 HOURS
80-200 / CHARGE 10AH
72
45-120
85-100 KM
15 DEGREE
SMART INTEGRATED 12 TUBE
SINE WAVE VECTOR CONTROLLER
WITH WATERPROOF (IP67) WITH
REGENERATIVE BREAKING SYSTEM

SPEEDOMETER
INDICATOR

LED
CONTROLLER FAULT INDICATOR,
LOW BATTERY INDICATOR, FRONT
AND SIDE LIGHT INDICATOR

TYRE
MOBILE CHARGING
GEAR

TUBLESS TYRE
USB PORT
DRIVE, SPORTS, PARKING &
REVERSE GEAR

WHEEL
CENTRAL LOCK
BRAKES
SUSPENSION

STYLEDH ALLOY WHEEL
ANTI-THEFT ALARM
FRONT DISC / REAR DISC
FRONT HYDRAULIC AND REAR
ADJUSTABLE TELESCOPIC SHOCK
ABSORBERS



AVAILABLE COLOURS




A1-4



COMFORTABLE SITTING



NOISE FREE VEHICLE



MOBILE CHARGING POINT



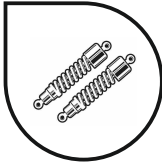
REVERSE PARKING FACILITY



DISC BREAK



LOCK BY REMOTE



TELESCOPIC SHOCKER



ANTI THEFT LOCK

MOTOR
BATTERY
CHARGING TIME
RANGE / CHARGER
VOLT
AH
TOP SPEED
CLIMBING CAPACITY
CONTROLLER

3000 WATT BLDC (IP 67)
LITHIUM-ION
3-4 HOUR / 6-8 HOURS
80-200 / CHARGE 10AH
72
45-120
85-100 KM
15 DEGREE
SMART INTEGRATED 12 TUBE
SINE WAVE VECTOR CONTROLLER
WITH WATERPROOF (IP67) WITH
REGENERATIVE BREAKING SYSTEM

SPEEDOMETER
INDICATOR

LED
CONTROLLER FAULT INDICATOR,
LOW BATTERY INDICATOR, FRONT
AND SIDE LIGHT INDICATOR

TYRE
MOBILE CHARGING
GEAR

TUBLESS TYRE
USB PORT
DRIVE, SPORTS, PARKING &
REVERSE GEAR

WHEEL
CENTRAL LOCK
BRAKES
SUSPENSION

STYLESH ALLOY WHEEL
ANTI-THEFT ALARM
FRONT DISC / REAR DISC
FRONT HYDRAULIC AND REAR
ADJUSTABLE TELESCOPIC SHOCK
ABSORBERS



AVAILABLE COLOURS




DMS



COMFORTABLE SITTING




NOISE FREE VEHICLE



MOBILE CHARGING POINT



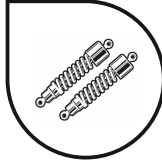
REVERSE PARKING FACILITY



DISC BREAK



LOCK BY REMOTE



TELESCOPIC SHOCKER



ANTI THEFT LOCK

MOTOR 3000 WATT BLDC (IP 67)
 BATTERY LITHIUM-ION
 CHARGING TIME 3-4 HOUR / 6-8 HOURS
 RANGE / CHARGER 80-200 / CHARGE 10AH
 VOLT 72
 AH 45-120
 TOP SPEED 85-100 KM
 CLIMBING CAPACITY 15 DEGREE
 CONTROLLER SMART INTEGRATED 12 TUBE SINE WAVE VECTOR CONTROLLER WITH WATERPROOF (IP67) WITH REGENERATIVE BREAKING SYSTEM

SPEEDOMETER LED
 INDICATOR CONTROLLER FAULT INDICATOR, LOW BATTERY INDICATOR, FRONT AND SIDE LIGHT INDICATOR

TYRE TUBLESS TYRE
 MOBILE CHARGING USB PORT
 GEAR DRIVE, SPORTS, PARKING & REVERSE GEAR

WHEEL STYLESH ALLOY WHEEL
 CENTRAL LOCK ANTI-THEFT ALARM
 BRAKES FRONT DISC / REAR DISC
 SUSPENSION FRONT HYDRAULIC AND REAR ADJUSTABLE TELESCOPIC SHOCK ABSORBERS



AVAILABLE COLOURS




KN-1



COMFORTABLE SITTING



NOISE FREE VEHICLE



MOBILE CHARGING POINT



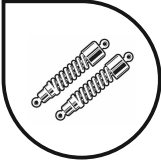
REVERSE PARKING FACILITY



DISC BREAK



LOCK BY REMOTE



TELESCOPIC SHOCKER



ANTI THEFT LOCK

MOTOR
BATTERY
CHARGING TIME
RANGE / CHARGER
VOLT
AH
TOP SPEED
CLIMBING CAPACITY
CONTROLLER

2000 WATT BLDC (IP 67)
LITHIUM-ION
3-4 HOUR / 6-8 HOURS
80-200 / CHARGE 10AH
72
45-120
85 KM
15 DEGREE
SMART INTEGRATED 12 TUBE
SINE WAVE VECTOR CONTROLLER
WITH WATERPROOF (IP67) WITH
REGENERATIVE BREAKING SYSTEM

SPEEDOMETER
INDICATOR

LED
CONTROLLER FAULT INDICATOR,
LOW BATTERY INDICATOR, FRONT
AND SIDE LIGHT INDICATOR

TYRE
MOBILE CHARGING
GEAR

TUBLESS TYRE
USB PORT
DRIVE, SPORTS, PARKING &
REVERSE GEAR

WHEEL
CENTRAL LOCK
BRAKES
SUSPENSION

STYLESH ALLOY WHEEL
ANTI-THEFT ALARM
FRONT DISC / REAR DISC
FRONT HYDRAULIC AND REAR
ADJUSTABLE TELESCOPIC SHOCK
ABSORBERS



AVAILABLE COLOURS




VE-LOADER /PASSENGER




**EASY
TO HANDLE**



**NOISE FREE
VEHICLE**




**POWERFULL
MOTOR**



**REVERSE
PARKING
FACILITY**



**ECO
FRIENDLY**



**DIRECT
MOUNTING
TRANSMISSION**

MOTOR
BATTERY
CHARGING TIME
RANGE / CHARGER
VOLT
AH
TOP SPEED
CLIMBING CAPACITY
CONTROLLER

1100 WATT BLDC (IP 67)
LITHIUM-ION / LEAD ACID
3-4 HOUR / 6-8 HOURS
80-120 / CHARGE 5 AH
48/60
100-135
25 KM
12 DEGREE
**WITH WATERPROOF (IP67) WITH
REGENERATIVE BREAKING SYSTEM**

**SPEEDOMETER
INDICATOR**

LED
CONTROLLER FAULT INDICATOR,
**LOW BATTERY INDICATOR, FRONT
AND SIDE LIGHT INDICATOR**

TYRE
MOBILE CHARGING

TUBLESS TYRE
USB PORT

WHEEL
BRAKES
SUSPENSION

ALLOY WHEEL (OPTIONAL)
FRONT / REAR-DRUM
**FRONT HYDRAULIC AND REAR
ADJUSTABLE TELESCOPIC SHOCK
ABSORBERS**



AVAILABLE COLOURS

AVAILABLE IN MS



BOLT-LOADER



**AVAILABLE IN
MS / SS MODELS**



BOLT-DX
MS/SS

GARBAGE LOADER



Regenerative Braking



Lithium ION Battery



Low Maintenance



Maximum Mileage 110-120Km



Fast Charge

MOTOR 1100 WATT BLDC (IP 67)
BATTERY LITHIUM-ION / LEAD ACID
CHARGING TIME 3-4 HOUR / 6-8 HOURS
RANGE / CHARGER 80-120 / CHARGE 5 AH
VOLT 48/60
AH 100-135
TOP SPEED 25 KM
CLIMBING CAPACITY 12 DEGREE
CONTROLLER WITH WATERPROOF (IP67) WITH REGENERATIVE BREAKING SYSTEM

SPEEDOMETER INDICATOR LED
CONTROLLER FAULT INDICATOR,
LOW BATTERY INDICATOR, FRONT
AND SIDE LIGHT INDICATOR
TYRE TUBLESS TYRE

WHEEL ALLOY WHEEL (OPTIONAL)
BRAKES FRONT / REAR-DRUM
SUSPENSION FRONT HYDRAULIC AND REAR
ADJUSTABLE TELESCOPIC SHOCK
ABSORBERS

AVAILABLE IN MANUAL / HYDRAULIC





Contact Us :

Viralka Engineers Pvt Ltd, Saboo Cylinder Campus, Trilokpur Road, Kala
Amb-173030 Himachal Pradesh Phone-(011)69269696, 9760048888

 info@viralkaengineers.com

 www.viralkaengineers.com