


DAILY PLANNER





YEARLY PLANNER

JANUARY

FEBRUARY

MARCH

APRIL

MAY

JUNE

JULY

AUGUST

SEPTEMBER

OCTOBER

NOVEMBER

DECEMBER

A stylized illustration of a desk setup. It includes a green notepad with a clip at the top, a small list on a white card, a Polaroid photo of two people, and a white ceramic pen holder containing several pens and pencils.

[illegible]



WEEKLY PLANNER

MONDAY

TUESDAY

WEDNESDAY

THURSDAY


FRIDAY

SATURDAY

SUNDAY

NOTE

DAILY PLANNER




TO DO LIST

- ☐
- ☐
- ☐
- ☐
- ☐
- ☐
- ☐
- ☐
- ☐
- ☐

IMPORTANT

NOTES

- ☐
- ☐
- ☐
- ☐
- ☐
- ☐



STUDY PLANNER

ASSIGNMENT

<input type="checkbox"/>	
<input type="checkbox"/>	
<input type="checkbox"/>	
<input type="checkbox"/>	
<input type="checkbox"/>	
<input type="checkbox"/>	

IMPORTANT

CLASS SCHEDULE

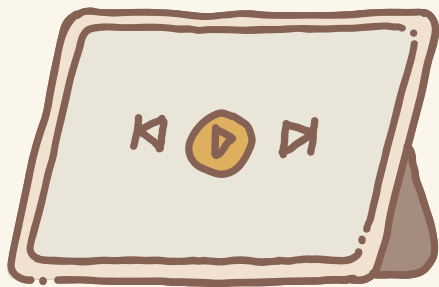
NOTE

An illustration of a notebook, a computer mouse, and a headset. The notebook is open, showing a drawing of a landscape with a green hill and a brown mountain, and a small card with a heart. The mouse is a simple, light-colored design. The headset has two earpieces and a microphone, connected by a long, thin cord.



This image shows a full page of primary-ruled notebook paper. It features ten sets of horizontal lines designed for handwriting practice. Each set consists of three lines: a solid top blue line, a dashed middle blue line, and a solid bottom blue line. The sets are evenly spaced vertically across the entire page, providing ample space for practicing letter formation and alignment.


PAGE :



to DO LIST

GENRE

TRAVEL WISHLIST



PLACES

ACTIVITIES

A vertical stack of 12 rounded rectangular boxes, alternating between white and light beige colors, intended for a list of 12 items. The boxes are arranged in a single column, with each box having a thin dark border and rounded corners. The colors alternate from top to bottom: white, light beige, white, light beige, white, light beige, white, light beige, white, light beige, white, and light beige.

This image shows a full page of a document template. It consists of a solid light beige background. Overlaid on this background are approximately 20 horizontal rows of small, evenly spaced brown dots. These dots form thin, continuous lines across the width of the page, providing a guide for handwriting or typing. The lines are distributed uniformly from top to bottom, leaving a small margin at the very top.