



CSU X Spyder Jersey - BTR AM375

Name	CSU X Spyder Jersey - BTR AM375
Style No.	947373_SHT
Description	Gameday Jersey
Division	AM 375 - FA2024
Category	Unisex/Non-Gendered
Season	FA2024
Year	2024-2025
Size Scale	<div>L</div> -Sample size <div><div>XXS</div><div>XS</div><div>S</div><div>M</div><div>L</div><div>XL</div><div>XXL</div><div>3XL</div><div>4XL</div></div>
COO	Vietnam
Main Fabric	Cotton Jersey Knit
New/Carryover	New Style
Style Status	In Development
Sample Development Status	Pre Production Sample
MSRP	120
Wholesale Cost	60
FOB (Target Cost)	24.69
Target Margin (%)	50
Leadtime	180 Days
MOQ	1000 pieces/style ; 300 pieces/color
AM 375 Team # - Fall 2024	Be The Ram (BTR)
Created by/Author	12/11/2024 Morgan Crane Moc01@colostate.edu



CSU X Spyder Jersey - BTR AM375 - Style #947373_SHT
AM 375 - FA2024, Unisex/Non-Gendered, FA2024, 2024-2025

Color Variants



1. ● BTR - Blue Light 13-4909 TCX
Int. Code: Not Set
Ext. Code: Not Set



2. ● BTR - Canary Yellow 12-0633 TPG
Int. Code: Not Set
Ext. Code: Not Set



3. ● BTR - Candy Apple Red 20-0069 TPM
Int. Code: Not Set
Ext. Code: Not Set



clojerseyspyderblue2-1

1. ● BTR - Blue Light

Custom Code: 13-4909 TCX



clojerseyspyderblue1-1

1. ● BTR - Blue Light

Custom Code: 13-4909 TCX



clojerseyspyderyellow1-1

2. ● BTR - Canary Yellow
Custom Code: 12-0633 TPG



clojerseyspyderyellow2-1

2. ● BTR - Canary Yellow
Custom Code: 12-0633 TPG



clojerseSpyderred1-1

3. ● BTR - Candy Apple Red
Custom Code: 20-0069 TPM




clojerseSpyderred2-1

3. ● BTR - Candy Apple Red
Custom Code: 20-0069 TPM



Components (8)

- B1** Screenprinted Spyderwebs
- B2** Screenprinted Spyder/ram logo
- B3** #3 Coil YKK Zipper - Olivieri
- B4** Screenprinted SpyderXCSU logo
- B5** 1 IN. KNIT ELASTIC
- B6** 1 IN. KNIT ELASTIC
- B7** Cotton Jersey Knit
- B8** AM 375 - Castro - Care label




bwjerseyflatcomplete-1 (Copy)

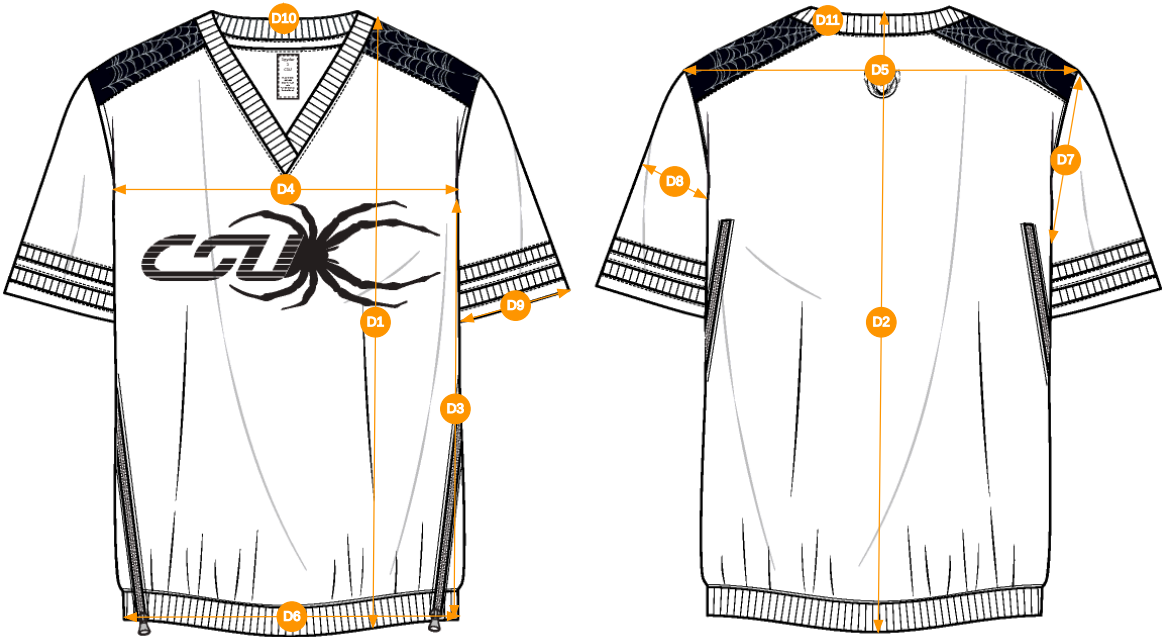


Construction Details (5)

- C1 1/8" 1 NDL TP ST
- C2 bound seam
- C3 1/8" 1 NDL TOP ST
- C4 1/8" 1 NDL TOP ST
- C5 1/8" 1 NDL TOP ST

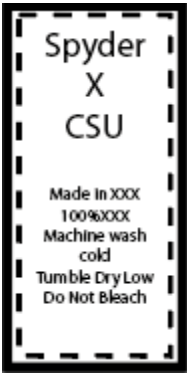


bwjerseyflatcomplete-1 (Copy) (Copy)



- Points of measure (11)
- D1** Center Front Length (garments with a plain front; no front opening)
 - D2** Center Back Length
 - D3** Side Length
 - D4** Chest Width (knit)
 - D5** Across Shoulder
 - D6** bottom sweep opening
 - D7** Curved Armhole Width (knit)
 - D8** Muscle width
 - D9** Sleeve Opening Width, Stretched (Knit)
 - D10** Neck Drop Front
 - D11** Neck Edge Width (knit)

bwjerseyflatcomplete-1 (Copy) (Copy) (Copy)



spydertag-1




hang tag-1



sydercsulogostreamline-1




















spyderramlogocb-1


























Screenshot 2024-12-09 134504-1



THUMBAIL	COMPONENT	QTY	PLACEMENT	COO	SUPPLIER	1. <div><div></div> BTR - BLUE LIGHT CODE: 13-4909 TCX</div>	2. <div><div></div> BTR - CANARY YELLOW CODE: 12-0633 TPG</div>	3. <div><div></div> BTR - CANDY APPLE RED CODE: 20-0069 TPM</div>	
PRINTS AND TRIMS									
1		Screenprinted Spyder/Ram Logo CODE: <div>0S9Qj</div> Status : In Development Finishes (fabrics only): N/A Dye Method (Fabrics only): Piece Dyed Size (trims only): N/A			China	Wenzhou Myfong Clothing Co., Ltd.	<div>-</div> <div></div> <div><div></div> BTR - Black 2 XGC Custom Code: Black 2 XGC</div> <div>Price: 0.89</div>	<div>-</div> <div></div> <div><div></div> BTR - Black 2 XGC Custom Code: Black 2 XGC</div> <div>Price: 0.89</div>	<div>-</div> <div></div> <div><div></div> BTR - Black 2 XGC Custom Code: Black 2 XGC</div> <div>Price: 0.89</div>
2		Screenprinted Spyderwebs CODE: <div>3mFnB</div> Status : In Development Finishes (fabrics only): N/A Dye Method (Fabrics only): N/A Size (trims only): N/A			China	Wenzhou Myfong Clothing Co., Ltd	<div>-</div> <div></div> <div><div></div> BTR - Black 2 XGC Custom Code: Black 2 XGC</div> <div>Price: 0.00</div>	<div>-</div> <div></div> <div><div></div> BTR - Black 2 XGC Custom Code: Black 2 XGC</div> <div>Price: 0.00</div>	<div>-</div> <div></div> <div><div></div> BTR - Black 2 XGC Custom Code: Black 2 XGC</div> <div>Price: 0.00</div>
3		Screenprinted SpyderXCSU Logo CODE: <div>0d4Kr</div> Status : In Development Finishes (fabrics only): N/A Dye Method (Fabrics only): Piece Dyed Size (trims only): N/A			China	Wenzhou Myfong Clothing Co., Ltd	<div>-</div> <div></div> <div><div></div> BTR - Black 2 XGC Custom Code: Black 2 XGC</div> <div>Price: 0.00</div>	<div>-</div> <div></div> <div><div></div> BTR - Black 2 XGC Custom Code: Black 2 XGC</div> <div>Price: 0.00</div>	<div>-</div> <div></div> <div><div></div> BTR - Black 2 XGC Custom Code: Black 2 XGC</div> <div>Price: 0.00</div>
4		Fty Supply Thread CODE: <div>2NiIB</div> Status : In Development Content (Fiber Content or Leather Type): polyester Finishes (fabrics only): N/A Dye Method (Fabrics only): Piece Dyed Size (trims only): TEX 70	1 yd		USA		<div>-</div> <div></div> <div><div></div> DTM</div> <div>Price: 0.30</div>	<div>-</div> <div></div> <div><div></div> DTM</div> <div>Price: 0.30</div>	<div>-</div> <div></div> <div><div></div> DTM</div> <div>Price: 0.30</div>
5		1 IN. KNIT ELASTIC CODE: <div>KE256</div> Status : In Development Content (Fiber Content or Leather Type): 65% POLYESTER 35% RUBBER Finishes (fabrics only): N/A Dye Method (Fabrics only): N/A Size (trims only): 1 in	1 yd		China	Yongjia Yuanxing Accessories Co., Ltd.	<div>-</div> <div>1 IN. KNIT ELASTIC</div> <div>Price: 0.70</div>	<div>-</div> <div>1 IN. KNIT ELASTIC</div> <div>Price: 0.70</div>	<div>-</div> <div>1 IN. KNIT ELASTIC</div> <div>Price: 0.70</div>

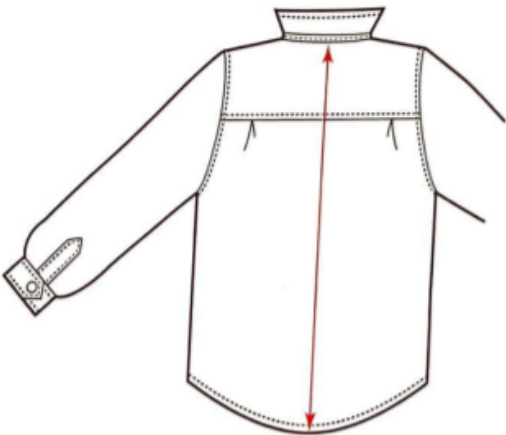


THUMBAIL	COMPONENT	QTY	PLACEMENT	COO	SUPPLIER	1.  BTR - BLUE LIGHT CODE: 13-4909 TCX	2.  BTR - CANARY YELLOW CODE: 12-0633 TPG	3.  BTR - CANDY APPLE RED CODE: 20-0069 TPM
6	 YKK Metaluxe #3 - Blasingame FA24 CODE: luyjA Status : In Development Content (Fiber Content or Leather Type): Nylon Tape Finishes (fabrics only): N/A Dye Method (Fabrics only): Piece Dyed Size (trims only): 5/8" Wide	2 Pieces		China	YKK	 Price: 1.13	 Price: 1.13	 Price: 1.13
7	 BTR - Care Label CODE: 00039 Status : In Development	1 Pieces		China	Shanghai Rongxin Garment Accessories Co.	 Undefined	 Undefined	 Undefined
FABRIC								
8	 Cotton Jersey Knit- BTR CODE: r5Z9K Status : In Development Content (Fiber Content or Leather Type): 100% Cotton Fabric Width (Fabrics only): 49" Weight in GSM (fabrics only): 200 Finishes (fabrics only): N/A Dye Method (Fabrics only): Piece Dyed	2 yd		China	Zhejiang Guocheng Linen Knitting Co., Ltd	 Price: 6.50	 Price: 6.50	 Price: 6.50
PACKAGING								
9	 BTR - Hang Tag CODE: 00038 Status : In Development Size (trims only): 3X4 in	1 Pieces		China	Guangzhou Honyun Apparel Accessories Co.	 Undefined	 Undefined	 Undefined
10	 BTR - Biodegradable Plastic Packaging CODE: 00035 Status : In Development	1 Pieces		China	JCBasic Garment Accessories (Shanghai) Co.	 Undefined	 Undefined	 Undefined
Components 10						Total 16.26	Total 16.26	Total 16.26



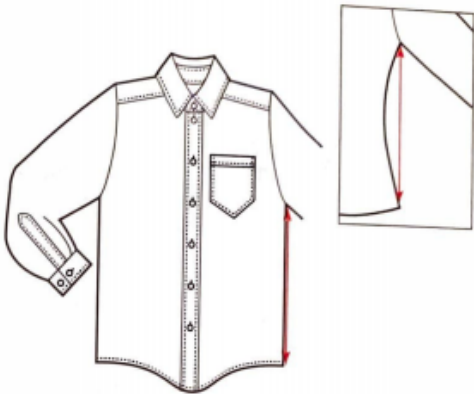
2.

Center Front Length (Garments With A Plain Front;
No Front Opening)



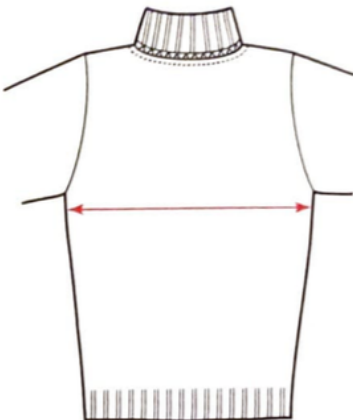
3.

Center Back Length



4.

Side Length



Chest Width (Knit)

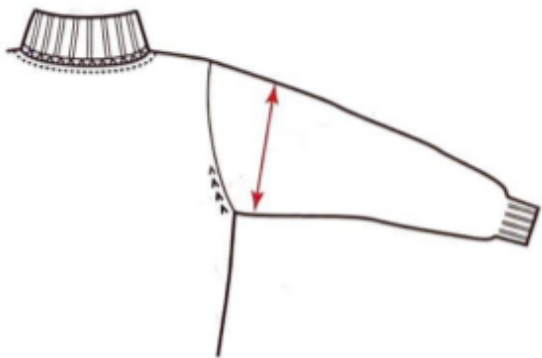


Across Shoulder



42.

Curved Armhole Width (Knit)

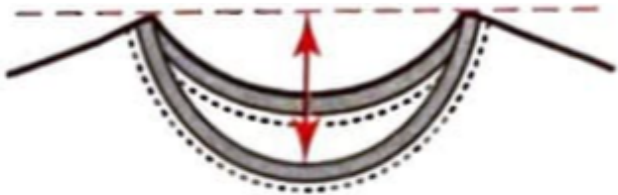


48.

Muscle Width



Sleeve Opening Width, Stretched (Knit)



60.

Neck Drop Front



64.

Neck Edge Width (Knit)

Sample Size: L

POINT OF MEASURE	CODE	HOW TO MEASURE	CRITICAL	TYPE	TOLERANCE	XXS	XS	S	M	L	XL	XXL	3XL	4XL
Center Front Length (garments with a plain front; no front opening)	2	Measure from center front neck joining seams straight down to bottom of garment at center front. [Note: a garment with a front opening may still require point of measure 1, Front Length, if neckline is unusual or is difficult to measure.]	true	Full	1/2 in	0 in	0 in	0 in	0 in	28 3/8 in	0 in	0 in	0 in	0 in
Center Back Length	3	Measure from center back neck joining seam straight down to bottom of garment at center back. If needed, gently lift the collar away from back neck to expose joining seam.	false	Full	1/2 in	0 in	0 in	0 in	0 in	30 5/8 in	0 in	0 in	0 in	0 in
Side Length	4	Measure from bottom of armhole straight down to bottom of garment along side of garment. Do not follow the natural curve of the garment's side seam.	true	Full	1/4 in	0 in	0 in	0 in	0 in	21 5/8 in	0 in	0 in	0 in	0 in
Chest Width (knit)	9	Measure from edge of the garment/side seam to edge of garment/side seam straight across garment at a point 1" below armhole	false	Half	1/4 in	0 in	0 in	0 in	0 in	14 7/8 in	0 in	0 in	0 in	0 in
Across Shoulder	13	Measure straight across front from armhole seam/edge to armhole seam/edge at shoulder seam or across natural shoulder fold line created if there is no seam.	false	Half	1/4 in	0 in	0 in	0 in	0 in	16 1/8 in	0 in	0 in	0 in	0 in
bottom sweep opening	26	length of hem	true	Half	1/2 in	0 in	0 in	0 in	0 in	15 7/10 in	0 in	0 in	0 in	0 in
Curved Armhole Width (knit)	42	Measure from top of shoulder joining seam/edge to bottom of armhole, following contour of armhole.	true	Half	1/2 in	0 in	0 in	0 in	0 in	11 7/8 in	0 in	0 in	0 in	0 in
Muscle width	48	measure from inner sleeve edge/seam to outer sleeve edge/fold at a point 1 inch below armhole and parallel to sleeve opening	true	Half	1/4 in	0 in	0 in	0 in	0 in	7 3/8 in	0 in	0 in	0 in	0 in
Sleeve Opening Width, Stretched (Knit)	54	Lay garment sleeve flat, measure opening from seam to fold while fully stretched	true	Half	1/8 in	0 in	0 in	0 in	0 in	7 4/5 in	0 in	0 in	0 in	0 in
Neck Drop Front	60	Measure from imaginary line connecting shoulder to shoulder straight down to start of CF neckline	true	Full	1/8 in	0 in	0 in	0 in	0 in	1 in	0 in	0 in	0 in	0 in
Neck Edge Width (knit)	64	Measure from neck edge/seam/ fold to neck edge/seam.fold along top opening edge, following natural contour of neck opening. Garment should be positioned with one shoulder on top of the other and with front and back neck edges meeting	true	Full	1/8 in	0 in	0 in	0 in	0 in	4 5/8 in	0 in	0 in	0 in	0 in

Sample Size: L

POINT OF MEASURE	CODE	HOW TO MEASURE	CRITICAL	TYPE	TOLERANCE	XXS	XS	S	M	L	XL	XXL	3XL	4XL
Center Front Length (garments with a plain front; no front opening)	2	Measure from center front neck joining seams straight down to bottom of garment at center front. [Note: a garment with a front opening may still require point of measure 1, Front Length, if neckline is unusual or is difficult to measure.]	true	Full	1/2 in	28 3/8 in	28 3/8 in	28 3/8 in	28 3/8 in	28 3/8 in	28 3/8 in	28 3/8 in	28 3/8 in	28 3/8 in
Center Back Length	3	Measure from center back neck joining seam straight down to bottom of garment at center back. If needed, gently lift the collar away from back neck to expose joining seam.	false	Full	1/2 in	30 5/8 in	30 5/8 in	30 5/8 in	30 5/8 in	30 5/8 in	30 5/8 in	30 5/8 in	30 5/8 in	30 5/8 in
Side Length	4	Measure from bottom of armhole straight down to bottom of garment along side of garment. Do not follow the natural curve of the garment's side seam.	true	Full	1/4 in	21 5/8 in	21 5/8 in	21 5/8 in	21 5/8 in	21 5/8 in	21 5/8 in	21 5/8 in	21 5/8 in	21 5/8 in
Chest Width (knit)	9	Measure from edge of the garment/side seam to edge of garment/side seam straight across garment at a point 1" below armhole	false	Half	1/4 in	14 7/8 in	14 7/8 in	14 7/8 in	14 7/8 in	14 7/8 in	14 7/8 in	14 7/8 in	14 7/8 in	14 7/8 in
Across Shoulder	13	Measure straight across front from armhole seam/edge to armhole seam/edge at shoulder seam or across natural shoulder fold line created if there is no seam.	false	Half	1/4 in	16 1/8 in	16 1/8 in	16 1/8 in	16 1/8 in	16 1/8 in	16 1/8 in	16 1/8 in	16 1/8 in	16 1/8 in
bottom sweep opening	26	length of hem	true	Half	1/2 in	15 7/10 in	15 7/10 in	15 7/10 in	15 7/10 in	15 7/10 in	15 7/10 in	15 7/10 in	15 7/10 in	15 7/10 in
Curved Armhole Width (knit)	42	Measure from top of shoulder joining seam/edge to bottom of armhole, following contour of armhole.	true	Half	1/2 in	11 7/8 in	11 7/8 in	11 7/8 in	11 7/8 in	11 7/8 in	11 7/8 in	11 7/8 in	11 7/8 in	11 7/8 in
Muscle width	48	measure from inner sleeve edge/seam to outer sleeve edge/fold at a point 1 inch below armhole and parallel to sleeve opening	true	Half	1/4 in	7 3/8 in	7 3/8 in	7 3/8 in	7 3/8 in	7 3/8 in	7 3/8 in	7 3/8 in	7 3/8 in	7 3/8 in
Sleeve Opening Width, Stretched (Knit)	54	Lay garment sleeve flat, measure opening from seam to fold while fully stretched	true	Half	1/8 in	7 4/5 in	7 4/5 in	7 4/5 in	7 4/5 in	7 4/5 in	7 4/5 in	7 4/5 in	7 4/5 in	7 4/5 in
Neck Drop Front	60	Measure from imaginary line connecting shoulder to shoulder straight down to start of CF neckline	true	Full	1/8 in	1 in	1 in	1 in	1 in	1 in	1 in	1 in	1 in	1 in

Neck Edge Width (knit)	64	Measure from neck edge/seam/ fold to neck edge/seam.fold along top opening edge, following natural contour of neck opening. Garment should be positioned with one shoulder on top of the other and with front and back neck edges meeting	true	Full	1/8 in	4 5/8 in	4 5/8 in	4 5/8 in	4 5/8 in	4 5/8 in	4 5/8 in	4 5/8 in	4 5/8 in	4 5/8 in
------------------------	----	---	------	------	--------	----------	----------	----------	----------	----------	----------	----------	----------	----------