

Name	Corduroy Work Jacket - BTR AM375
Style No.	34346579_JKT
Description	Corduroy and Jean Jacket
Division	AM 375 - FA2024
Category	Unisex/Non-Gendered
Season	FA2024
Year	2024-2025
Size Scale	<b>L</b> -Sample size

**XXS** **XS** **S** **M** **L** **XL** **2XL** **3XL** **4XL**

COO	Vietnam
Main Fabric	Cotton Duck Canvas
New/Carryover	New Style
Style Status	In Development
Sample Development Status	Pre Production Sample
MSRP	175
Wholesale Cost	87.50
FOB (Target Cost)	26.36
Target Margin (%)	50
Leadtime	180 Days
MOQ	3000pieces/style; 300pieces/color
AM 375 Team # - Fall 2024	Be The Ram (BTR)
Created by/Author	12/11/2024 Morgan Crane Moc01@colostate.edu

Corduroy Work Jacket - BTR AM375



**Corduroy Work Jacket - BTR AM375 - Style #34346579\_JKT**

AM 375 - FA2024, Unisex/Non-Gendered, FA2024, 2024-2025

**Color Variants**



1. ● BTR - Black 2 XGC Black 2 XGC  
Int. Code: Not Set  
Ext. Code: Not Set



2. ● BTR - Classic Navy Blue 19-3832 TCX  
Int. Code: Not Set  
Ext. Code: Not Set



3. ● BTR - Oval Green 19-5513 TCX  
Int. Code: Not Set  
Ext. Code: Not Set



Colorway3Workwear-1

1. ● BTR - Black 2 XGC  
Custom Code: Black 2 XGC



workjacketspyderred1-1

1. ● BTR - Black 2 XGC  
Custom Code: Black 2 XGC



workjacketspyderred2-1

1. ● BTR - Black 2 XGC  
Custom Code: Black 2 XGC



Colorway1Workwear-1

2. ● BTR - Classic Navy Blue  
Custom Code: 19-3832 TCX





workjacketspyderbrown1-1

2. ● BTR - Classic Navy Blue  
Custom Code: 19-3832 TCX



workjacketspyderbrown2-1

2. ● BTR - Classic Navy Blue  
Custom Code: 19-3832 TCX



Colorway2Workwear-1

3. ● BTR - Oval Green

Custom Code: 19-5513 TCX



workjacketspyderyellow1-1

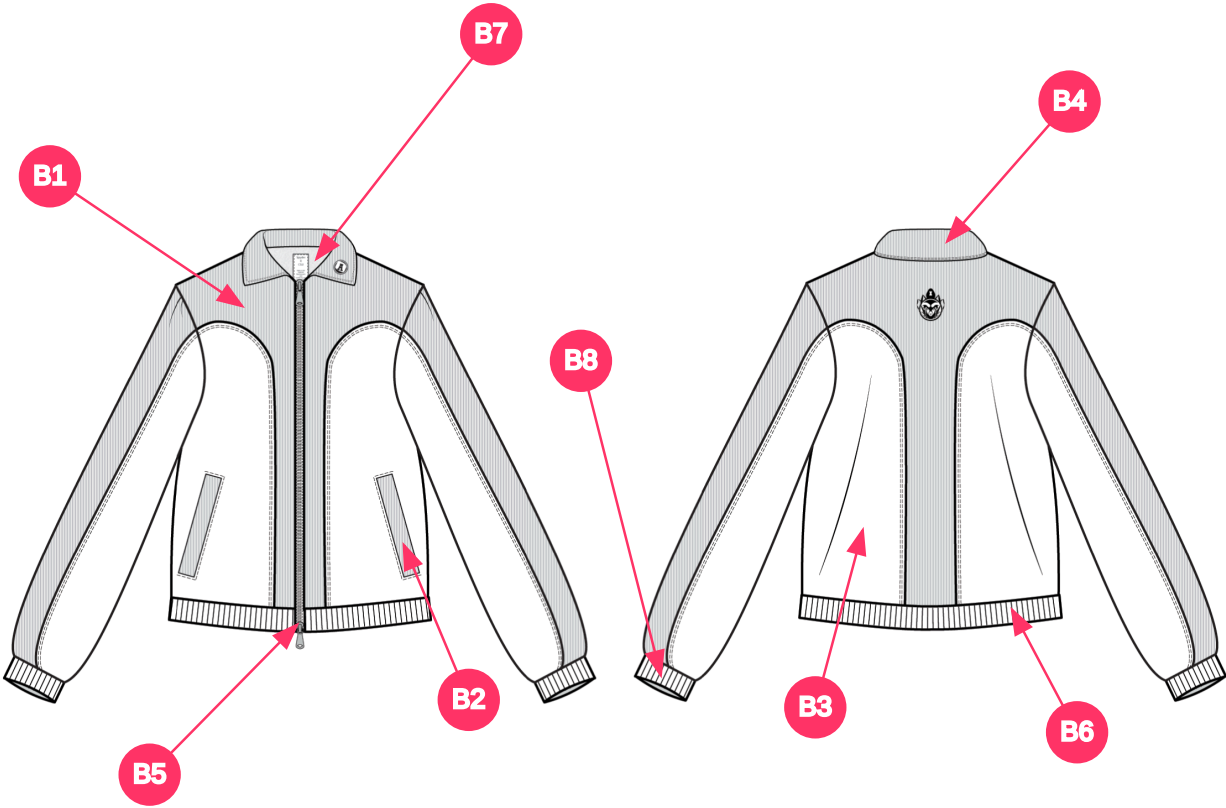
3. ● BTR - Oval Green

Custom Code: 19-5513 TCX



workjacketspyderyellow2-1

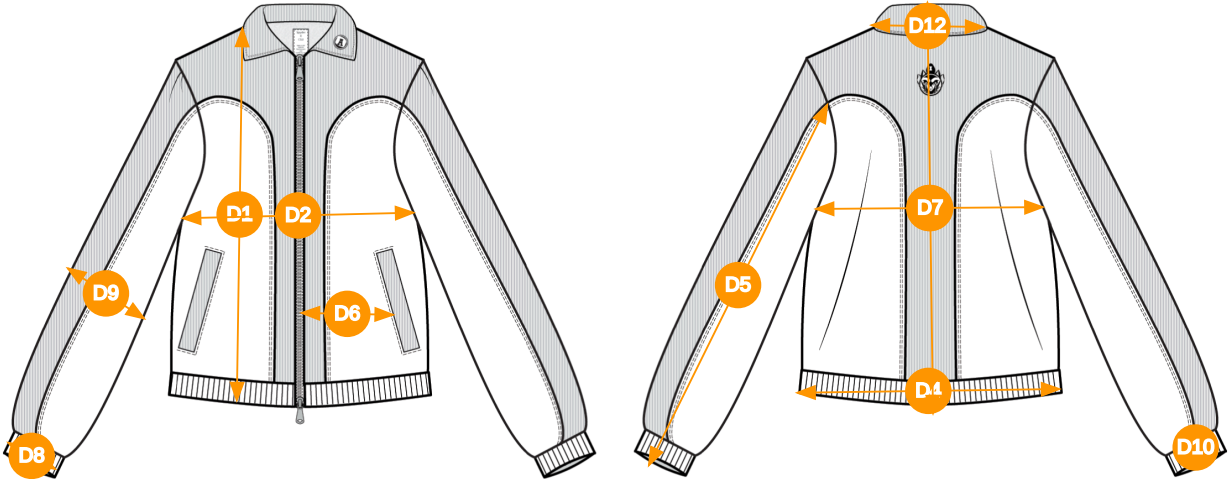
3. ● BTR - Oval Green  
Custom Code: 19-5513 TCX



Components (8)

- B1** BTR - Corduroy/REP/CWJ
- B2** BTR - Corduroy/REP/CWJ
- B3** BTR - Duck Canvas/REP
- B4** BTR - Corduroy/REP/CWJ
- B5** BTR - Double Sided Zipper/CWJ
- B6** BTR - Cotton Poly 2x2 Rib Knit
- B7** BTR - Flannel
- B8** BTR - Cotton Poly 2x2 Rib Knit

Workwear Jacket B&W Flat-1 (Copy)


































Points of measure (12)





















- D1** FRONT BODY LENGTH
- D2** ACROSS FRONT
- D3** ACROSS BACK
- D4** BOTTOM OPENING
- D5** SLEEVE LENGTH
- D6** Hand Pkt Placement from CF
- D7** CENTER BACK LENGTH
- D8** CUFF WIDTH
- D9** MUSCLE WIDTH
- D10** CUFF LENGTH SLEEVE
- D11** COLLAR LENGTH
- D12** COLLAR LENGTH

Workwear Jacket B&W Flat-1 (Copy)











THUMBAIL	COMPONENT	QTY	PLACEMENT	COO	SUPPLIER	1.  BTR - BLACK 2 XGC CODE: BLACK 2 XGC	2.  BTR - CLASSIC NAVY BLUE CODE: 19-3832 TCX	3.  BTR - OVAL GREEN CODE: 19-5513 TCX	
FABRIC									
1		<b>BTR - Corduroy/REP/CWJ</b> CODE: 00026 Status : In Development Content (Fiber Content or Leather Type): 100% cotton Fabric Width (Fabrics only): 57" Weight in GSM (fabrics only): 330	1.5 yd		China	Suzhou Meidao Textile Technology Co	-   BTR - Black 2 XGC Custom Code: Black 2 XGC Price: 3.50	-   BTR - Classic Navy Blue Custom Code: 19-3832 TCX Price: 3.50	-   BTR - Oval Green Custom Code: 19-5513 TCX Price: 3.50
2		<b>BTR - Duck Canvas/REP</b> CODE: 00025 Status : In Development Content (Fiber Content or Leather Type): 100% cotton Fabric Width (Fabrics only): 57" Weight in GSM (fabrics only): 330	2 yd		China	Changshu Lifeng Linen&cotton Weaving Co	-   BTR - Crimson Red Custom Code: 19-1762 TPG Price: 3.00	-   BTR - Teddy Brown Custom Code: 17-1430 TPG Price: 3.00	-   BTR - Cloud Cream Custom Code: 12-0804 TPG Price: 3.00
3		<b>BTR - Cotton Poly 2x2 Rib Knit</b> CODE: fPWy6 Status : In Development Content (Fiber Content or Leather Type): 58% Cotton 42% Polyester Fabric Width (Fabrics only): 58" Weight in GSM (fabrics only): 280 Dye Method (Fabrics only): Piece Dyed	0.25 yd		China	Shaoxing Ivan Textile And Garment Co., Ltd	-   BTR - Black 2 XGC Custom Code: Black 2 XGC Price: 1.65	-   BTR - Classic Navy Blue Custom Code: 19-3832 TCX Price: 1.65	-   BTR - Oval Green Custom Code: 19-5513 TCX Price: 1.65
4		<b>BTR - Flannel</b> CODE: 00043 Status : In Development Content (Fiber Content or Leather Type): 100% Cotton Fabric Width (Fabrics only): 57" Weight in GSM (fabrics only): 180 Dye Method (Fabrics only): Piece Dyed	2 yd		China	Hebei Hanlin Textile Co.	-   BTR - Amaranth Purple Custom Code: 19-3536 TCX Price: 1.06	-   BTR - Amaranth Purple Custom Code: 19-3536 TCX Price: 1.06	-   BTR - Amaranth Purple Custom Code: 19-3536 TCX Price: 1.06
PRINTS									



THUMBAIL	COMPONENT	QTY	PLACEMENT	COO	SUPPLIER	1. ● BTR - BLACK 2 XGC CODE: BLACK 2 XGC	2. ● BTR - CLASSIC NAVY BLUE CODE: 19-3832 TCX	3. ● BTR - OVAL GREEN CODE: 19-5513 TCX
5	 <b>BTR - CSUxSpyder CSU Logo</b> CODE: 00040 Status : In Development	1 Pieces		China		 ● BTR - Black 2 XGC Custom Code: Black 2 XGC Price: 0.89	 ● BTR - Black 2 XGC Custom Code: Black 2 XGC Price: 0.89	 ● BTR - Black 2 XGC Custom Code: Black 2 XGC Price: 0.89
TRIMS								
6	 <b>BTR - Double Sided Zipper/CWJ</b> CODE: 00027 Status : In Development Size (trims only): #8	1 Pieces		China	Haining Hengda Zipper Co	 ● Antique silver - Fuster Price: 0.87	 ● Antique silver - Fuster Price: 0.87	 ● Antique silver - Fuster Price: 0.87
7	 <b>YKK Metaluxe #3 - Blasingame FA24</b> CODE: luyjA Status : In Development Content (Fiber Content or Leather Type): Nylon Tape Finishes (fabrics only): N/A Dye Method (Fabrics only): Piece Dyed Size (trims only): 5/8" Wide	2 Pieces		China	YKK	 ● Black Brass - Blasingame FA24 Custom Code: 8423 C Price: 1.13	 ● Black Brass - Blasingame FA24 Custom Code: 8423 C Price: 1.13	 ● Black Brass - Blasingame FA24 Custom Code: 8423 C Price: 1.13
8	 <b>BTR - Supply Thread</b> CODE: 2NilB Status : In Development Content (Fiber Content or Leather Type): polyester Finishes (fabrics only): N/A Dye Method (Fabrics only): Piece Dyed Size (trims only): TEX 70	1 yd		USA		 ○ DTM Price: 0.30	 ○ DTM Price: 0.30	 ○ DTM Price: 0.30
LABELS								
9	 <b>BTR - Hang Tag</b> CODE: 00038 Status : In Development Size (trims only): 3X4 in	1 Pieces		China	Guangzhou Honyun Apparel Accessories Co.	 ● BTR - Cloud Cream Custom Code: 12-0804 TPG Price: 0.10	 ● BTR - Cloud Cream Custom Code: 12-0804 TPG Price: 0.10	 ● BTR - Cloud Cream Custom Code: 12-0804 TPG Price: 0.10





THUMBNAIL	COMPONENT	QTY	PLACEMENT	COO	SUPPLIER	1. ● BTR - BLACK 2 XGC CODE: BLACK 2 XGC	2. ● BTR - CLASSIC NAVY BLUE CODE: 19-3832 TCX	3. ● BTR - OVAL GREEN CODE: 19-5513 TCX
PACKAGING								
10	 <b>BTR - Biodegradable Plastic Packaging</b> CODE: 00035 Status : In Development	1 Pieces		China	JCBasic Garment Accessories (Shanghai) Co.	-  ● BTR - Black 2 XGC Custom Code: Black 2 XGC Price: 0.08	-  ● BTR - Black 2 XGC Custom Code: Black 2 XGC Price: 0.08	-  ● BTR - Black 2 XGC Custom Code: Black 2 XGC Price: 0.08
11	 <b>BTR - Care Label</b> CODE: 00039 Status : In Development	1 Pieces		China	Shanghai Rongxin Garment Accessories Co.	-  ● BTR - Cloud Cream Custom Code: 12-0804 TPG Price: 0.06	-  ● BTR - Cloud Cream Custom Code: 12-0804 TPG Price: 0.06	-  ● BTR - Cloud Cream Custom Code: 12-0804 TPG Price: 0.06
Components <b>11</b>						Total <b>18.342</b>	Total <b>18.342</b>	Total <b>18.342</b>



Sample Size: L

POINT OF MEASURE	CODE	HOW TO MEASURE	CRITICAL	TYPE	TOLERANCE	XXS	XS	S	M	L	XL	2XL	3XL	4XL
CHEST WIDTH	1	Measure from edge of garment/side seam to edge of garment/side seam straight across garment at a point 1" below armhole. Reporting half of the circumference measurement.	true	Half	1/2 in	0 in	0 in	0 in	0 in	42 in	0 in	0 in	0 in	0 in
BOTTOM OPENING	2	Measure from edge of garment/side seam straight across garment at bottom opening.Reporting half of the circumference measurement. [Note: if sweep has pleats, measure with pleats closed or relaxed.]	false	Full	1/2 in	0 in	0 in	0 in	0 in	44 in	0 in	0 in	0 in	0 in
CENTER BACK LENGTH	3	Measure from center back neck joining seam straight down to bottom of garment at center back. If needed, gently lift the collar away from back neck to expose joining seam.	true	Full	1/2 in	0 in	0 in	0 in	0 in	30 in	0 in	0 in	0 in	0 in
FRONT BODY LENGTH	4	Measure from the HPS at neck straight down, parallel to CF, to bottom of garment at front. If garment has a collar, gently lift it away from shoulder-neck measuring point.	true	Full	1/2 in	0 in	0 in	0 in	0 in	30 in	0 in	0 in	0 in	0 in
ACROSS BACK	5		true	Full	1 in	0 in	0 in	0 in	0 in	42 in	0 in	0 in	0 in	0 in
SLEEVE LENGTH	6	Measure along top of sleeve/fold, following contour of sleeve from sleeve-neck joining seam/edge to edge of sleeve opening, including cuff. Gently lift collar at sleeve-neck joining seam if needed.	true	Full	0 in	0 in	0 in	0 in	0 in	26 in	0 in	0 in	0 in	0 in
ACROSS FRONT	7	Measure straight across front from armhole seam/edge to armhole seam/edge at shoulder seam or across natural shoulder fold line created if there is no seam.	false	Full	1/4 in	0 in	0 in	0 in	0 in	40 in	0 in	0 in	0 in	0 in
SHOULDER SLOPE	8	Measure straight line from HPS to directly above shoulder seam, then measure straight line down to shoulder seam	true	Full	1/8 in	0 in	0 in	0 in	0 in	10 in	0 in	0 in	0 in	0 in
ARMHOLE CURVE	9	Measure from top of shoulder joining seam/edge to bottom of armhole, following contour of armhole. Reporting half of the circumference measurement.	true	Half	0 in	0 in	0 in	0 in	0 in	9 in	0 in	0 in	0 in	0 in
MUSCLE WIDTH	10	Measure from inner edge/seam to outer sleeve edge/fold at a point one inch below armhole and parallel to sleeve opening. Reporting half of the circumference measurement.	true	Half	1/4 in	0 in	0 in	0 in	0 in	5 1/2 in	0 in	0 in	0 in	0 in
SLEEVE OPENING	11	Measure from outside end of buttonhole to the center of the button	true	Full	1/4 in	0 in	0 in	0 in	0 in	5 in	0 in	0 in	0 in	0 in
CUFF LENGTH SLEEVE	12	Measure from outside end of buttonhole to the center of the button	true	Full	1/4 in	0 in	0 in	0 in	0 in	1 1/2 in	0 in	0 in	0 in	0 in
CUFF WIDTH	13		true	Full	0 in	0 in	0 in	0 in	0 in	10 in	0 in	0 in	0 in	0 in
NECK WIDTH, COLLAR	14	Measure straight across back neck from neck-shoulder joining seam to neck-shoulder hoining seam or natural shoulder line if no seam. This measurement is taken with back of garment faceup.	true	Full	1/8 in	0 in	0 in	0 in	0 in	5 in	0 in	0 in	0 in	0 in

NECK DROP FRONT	16	Measure from imaginary line connecting shoulder to shoulder straight down to start of CF neckline	true	Full	1/8 in	0 in	0 in	0 in	0 in	3 in	0 in	0 in	0 in	0 in
COLLAR LENGTH	19		true	Full	0 in	0 in	0 in	0 in	0 in	8 in	0 in	0 in	0 in	0 in
COLLAR HEIGHT	20	Measure from collar/rib joining seam at center back neck straight up to outer edge.	true	Full	0 in	0 in	0 in	0 in	0 in	2 1/2 in	0 in	0 in	0 in	0 in
WAISTBAND HEIGHT	HEM1		false	Full	1/8 in	0 in	0 in	0 in	0 in	2 in	0 in	0 in	0 in	0 in
Hand Pkt Placement from CF	ZWinLP	Hand Pkt Placement from CF	true	Full	1/8 in	0 in	0 in	0 in	0 in	5 in	0 in	0 in	0 in	0 in

Sample Size: L

POINT OF MEASURE	CODE	HOW TO MEASURE	CRITICAL	TYPE	TOLERANCE	XXS	XS	S	M	L	XL	2XL	3XL	4XL
CHEST WIDTH	1	Measure from edge of garment/side seam to edge of garment/side seam straight across garment at a point 1" below armhole. Reporting half of the circumference measurement.	true	Half	1/2 in	42 in	42 in	42 in	42 in	42 in	42 in	42 in	42 in	42 in
BOTTOM OPENING	2	Measure from edge of garment/side seam straight across garment at bottom opening.Reporting half of the circumference measurement. [Note: if sweep has pleats, measure with pleats closed or relaxed.]	false	Full	1/2 in	44 in	44 in	44 in	44 in	44 in	44 in	44 in	44 in	44 in
CENTER BACK LENGTH	3	Measure from center back neck joining seam straight down to bottom of garment at center back. If needed, gently lift the collar away from back neck to expose joining seam.	true	Full	1/2 in	30 in	30 in	30 in	30 in	30 in	30 in	30 in	30 in	30 in
FRONT BODY LENGTH	4	Measure from the HPS at neck straight down, parallel to CF, to bottom of garment at front. If garment has a collar, gently lift it away from shoulder-neck measuring point.	true	Full	1/2 in	30 in	30 in	30 in	30 in	30 in	30 in	30 in	30 in	30 in
ACROSS BACK	5		true	Full	1 in	42 in	42 in	42 in	42 in	42 in	42 in	42 in	42 in	42 in
SLEEVE LENGTH	6	Measure along top of sleeve/fold, following contour of sleeve from sleeve-neck joining seam/edge to edge of sleeve opening, including cuff. Gently lift collar at sleeve-neck joining seam if needed.	true	Full	0 in	26 in	26 in	26 in	26 in	26 in	26 in	26 in	26 in	26 in
ACROSS FRONT	7	Measure straight across front from armhole seam/edge to armhole seam/edge at shoulder seam or across natural shoulder fold line created if there is no seam.	false	Full	1/4 in	40 in	40 in	40 in	40 in	40 in	40 in	40 in	40 in	40 in
SHOULDER SLOPE	8	Measure straight line from HPS to directly above shoulder seam, then measure straight line down to shoulder seam	true	Full	1/8 in	10 in	10 in	10 in	10 in	10 in	10 in	10 in	10 in	10 in
ARMHOLE CURVE	9	Measure from top of shoulder joining seam/edge to bottom of armhole, following contour of armhole. Reporting half of the circumference measurement.	true	Half	0 in	9 in	9 in	9 in	9 in	9 in	9 in	9 in	9 in	9 in
MUSCLE WIDTH	10	Measure from inner edge/seam to outer sleeve edge/fold at a point one inch below armhole and parallel to sleeve opening. Reporting half of the circumference measurement.	true	Half	1/4 in	5 1/2 in	5 1/2 in	5 1/2 in	5 1/2 in	5 1/2 in	5 1/2 in	5 1/2 in	5 1/2 in	5 1/2 in
SLEEVE OPENING	11	Measure from outside end of buttonhole to the center of the button	true	Full	1/4 in	5 in	5 in	5 in	5 in	5 in	5 in	5 in	5 in	5 in
CUFF LENGTH SLEEVE	12	Measure from outside end of buttonhole to the center of the button	true	Full	1/4 in	1 1/2 in	1 1/2 in	1 1/2 in	1 1/2 in	1 1/2 in	1 1/2 in	1 1/2 in	1 1/2 in	1 1/2 in

CUFF WIDTH	13		true	Full	0 in	10 in	10 in	10 in	10 in	10 in	10 in	10 in	10 in	10 in
NECK WIDTH, COLLAR	14	Measure straight across back neck from neck-shoulder joining seam to neck-shoulder joining seam or natural shoulder line if no seam. This measurement is taken with back of garment faceup.	true	Full	1/8 in	5 in	5 in	5 in	5 in	5 in	5 in	5 in	5 in	5 in
NECK DROP FRONT	16	Measure from imaginary line connecting shoulder to shoulder straight down to start of CF neckline	true	Full	1/8 in	3 in	3 in	3 in	3 in	3 in	3 in	3 in	3 in	3 in
COLLAR LENGTH	19		true	Full	0 in	8 in	8 in	8 in	8 in	8 in	8 in	8 in	8 in	8 in
COLLAR HEIGHT	20	Measure from collar/rib joining seam at center back neck straight up to outer edge.	true	Full	0 in	2 1/2 in	2 1/2 in	2 1/2 in	2 1/2 in	2 1/2 in	2 1/2 in	2 1/2 in	2 1/2 in	2 1/2 in
WAISTBAND HEIGHT	HEM1		false	Full	1/8 in	2 in	2 in	2 in	2 in	2 in	2 in	2 in	2 in	2 in
Hand Pkt Placement from CF	ZWInIP	Hand Pkt Placement from CF	true	Full	1/8 in	5 in	5 in	5 in	5 in	5 in	5 in	5 in	5 in	5 in