



Little Stars Coaches Meeting

Circle City FC

We are the 8th Largest Club of 145 in the state.

Only 2 clubs in the top 10 are volunteer based – CCFC and Glendale Soccer Club

**THANK
YOU**



Little Stars

Little Stars is a unique program for 18 month to 3 years old. Each "Little Star" is assigned to a team with a coach and will be given a full soccer uniform (shirt, shorts, and socks). Little Stars participate in age-appropriate drills and activities that are setup to develop basic skills, familiarize them with soccer, encourage soccer play, and burn off some energy. Parent participation will be occasionally needed to assist with activities. Each team will have a coach that explains the drills and encourages the kids as they go through each activity. This age group does not play competitive games against other teams. Little Stars serves to introduce kids to soccer in a non-competitive yet fun environment.

Little

Stars



Rosters

A

Rosters were sent, did you get it?

B

If not, we need to know NOW!

C

If you did receive it, have you contacted everyone?

D

If not, you need to do so ASAP, if you need help or have not heard back from someone, let us know



Dates to Know

Saturday, March 28, 9AM – Field Day

Saturday, April 4– Meet & Greet and Uniform Distribution –
Coaches pick up at pavilion and handout to team - Time up
to coach

Saturday, April 11 – Opening Day – Training 1

Saturday, April 18 – Training 2

Saturday, April 25 – Training 3

Saturday, May 2 – Training 4

Saturday, May 9 – Training 5

Saturday, May 16 – Scrimmages - Trophy Day!



Schedule

- 10:00 AM & 11:30 AM - Rotates for each team, each week
- Start on same station each week
- Rotate every 7 minutes at each station - assign a timekeeper
- Do your best to reset or assign a parent to reset drill, if needed
- On last station:
 - 10:00 AM teams reset
 - 11:30 AM teams stack equipment by sign
- Drill schedule is progressive each week adding additional challenges

CCFC 2026 Spring Little Stars Schedule

| LITTLE STARS SPRING 2026 | | | | | | | | | | | | | | | | |
|-----------------------------|-----------|-----------------------|-----------|-----------|-----------------------|-----------|-----------|-----------------------|-----------|-----------|------------------|-----------|-----------|-----------------------|----------------------|---------|
| 4/11/2026 | | | 4/18/2026 | | | 4/25/2026 | | | 5/2/2026 | | | 5/9/2026 | | | 5/16/2026 | |
| 10:00 AM | START | DRILL | 10:00 AM | START | DRILL | 10:00 AM | START | DRILL | 10:00 AM | START | DRILL | 10:00 AM | START | DRILL | 10:00 AM | START |
| Fire | Station 1 | Cone Knock Over | Cosmos | Station 1 | Red Light Green Light | Fire | Station 1 | Kick the Coach | Cosmos | Station 1 | Candy Land | Fire | Station 1 | Dribble & Shoot | Trophy Day Scrimages | |
| Rangers | Station 2 | Candy Land | Barcelona | Station 2 | Defenders | Rangers | Station 2 | 4-Goals | Barcelona | Station 2 | Hoop Run | Rangers | Station 2 | Partner Passing | Cosmos vs Barcelona | Field 1 |
| Timbers | Station 3 | Red Light Green Light | Lions | Station 3 | 4-Goals | Timbers | Station 3 | Cone Knock Over | Lions | Station 3 | Sharks & Minnows | Timbers | Station 3 | Red Light Green Light | Lions vs Sounders | Field 2 |
| Monarchs | Station 4 | Sharks & Minnows | Sounders | Station 4 | Candy Land | Monarchs | Station 4 | Defenders | Sounders | Station 4 | Dribble & Shoot | Monarchs | Station 4 | Hoop Run | Dynamo vs Fire | Field 3 |
| Jaguars | Station 5 | Kick the Coach | Dynamo | Station 5 | Shark & Minnows | Jaguars | Station 5 | Red Light Green Light | Dynamo | Station 5 | 4-Goals | Jaguars | Station 5 | Cone Knock Over | | |
| 4/11/2026 | | | 4/18/2026 | | | 4/25/2026 | | | 5/2/2026 | | | 5/9/2026 | | | 5/16/2026 | |
| 11:30 AM | START | DRILL | 11:30 AM | START | DRILL | 11:30 AM | START | DRILL | 11:30 AM | START | DRILL | 11:30 AM | START | DRILL | 11:30 AM | START |
| Cosmos | Station 1 | Cone Knock Over | Fire | Station 1 | Red Light Green Light | Cosmos | Station 1 | Kick the Coach | Fire | Station 1 | Candy Land | Cosmos | Station 1 | Dribble & Shoot | Trophy Day Scrimages | |
| Barcelona | Station 2 | Candy Land | Rangers | Station 2 | Defenders | Barcelona | Station 2 | 4-Goals | Rangers | Station 2 | Hoop Run | Barcelona | Station 2 | Partner Passing | Rangers vs Timbers | Field 1 |
| Lions | Station 3 | Red Light Green Light | Timbers | Station 3 | 4-Goals | Lions | Station 3 | Cone Knock Over | Timbers | Station 3 | Sharks & Minnows | Lions | Station 3 | Red Light Green Light | Monarchs vs Jaguars | Field 3 |
| Sounders | Station 4 | Sharks & Minnows | Monarchs | Station 4 | Candy Land | Sounders | Station 4 | Defenders | Monarchs | Station 4 | Dribble & Shoot | Sounders | Station 4 | Hoop Run | | |
| Dynamo | Station 5 | Kick the Coach | Jaguars | Station 5 | Shark & Minnows | Dynamo | Station 5 | Red Light Green Light | Jaguars | Station 5 | 4-Goals | Dynamo | Station 5 | Cone Knock Over | | |

What to Know

- Uniforms
- Picture day is April 25 →
- Join the Board!
- Email Opt Out (please don't)
- NO Golf Carts
- NO Tobacco or Alcohol
- NO Vaping
- and NO Pets

| Time | Station 1 | Station 2 | Station 3 |
|-------------|--------------|-------------|---------------------|
| 9:30:00 AM | U4 Barcelona | U4 Sounders | LS Timbers |
| 9:45:00 AM | LS Monarchs | LS Fire | LS Rangers |
| 11:00:00 AM | U4 Rangers | U4 Lions | LS Barcelona |
| 11:15:00 AM | LS Sounders | LS Dynamo | LS Lions/ LS Cosmos |



Player Supplied EQUIPMENT

- 1. Shin guards**
- 2. Cleats**
- 3. Size 2 or 3
soccer ball**

Field Closures


Check before you go

Field closures due to weather are listed on our website, Stack Team App and Facebook.




Delays

Game days, most likely will result in Little Stars cancelation




Help Protect our fields

If they are closed, they are closed to everyone, we must stay off them when they are too wet, so we don't tear them up. .




Be smart

If lightning is present, no one should be on the field. Cold and raining is miserable for everyone and will may result in Little Stars cancelation. When hot, take frequent water breaks.



Find us
On

stack team app



Communication

Reminders

From the Club

Field Closures and
emergency notifications.



GET THE APP!




Search "Team App"

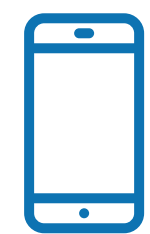


Download Team App

Its FREE!!!




GET THE APP!



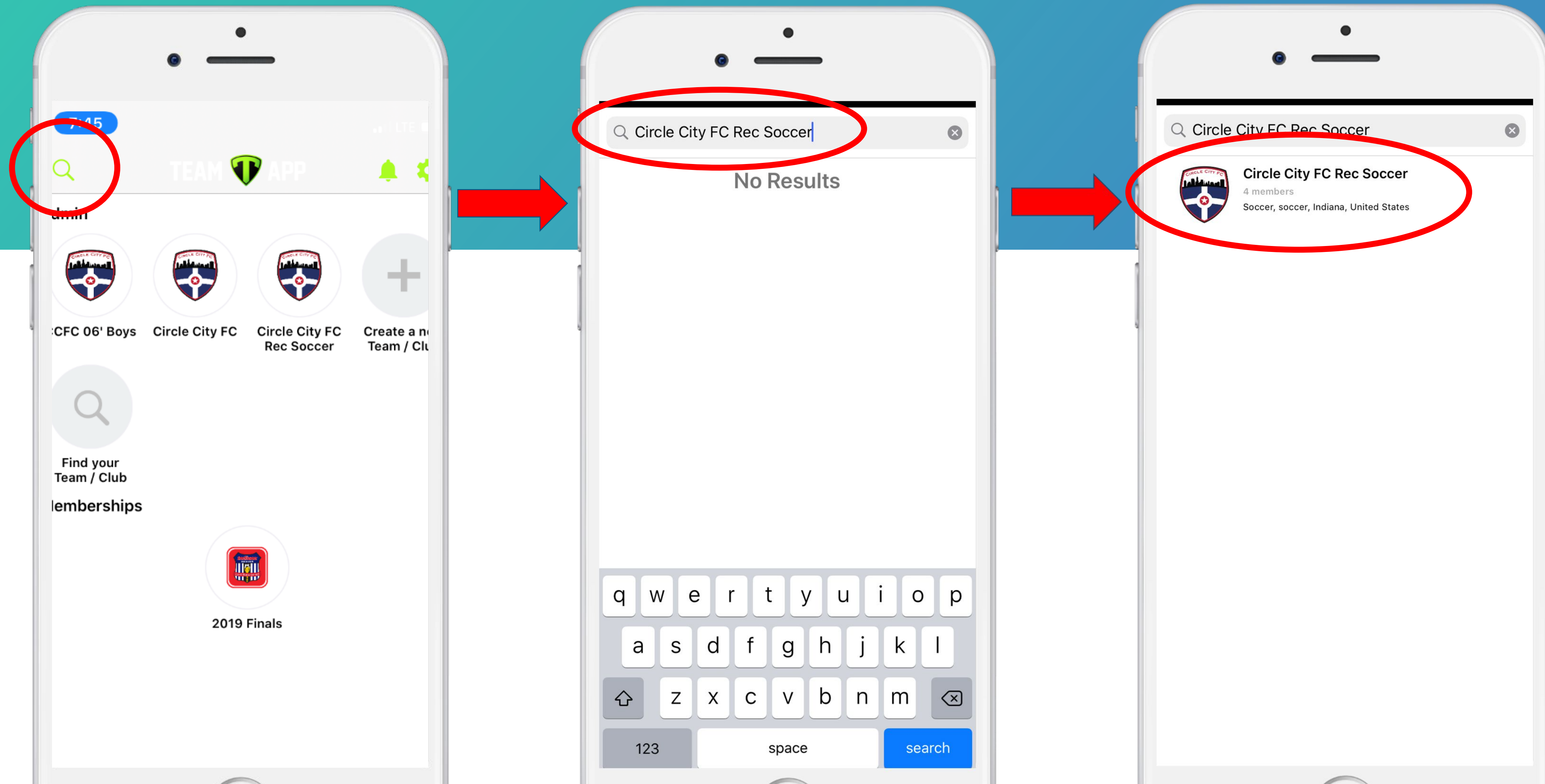
Search "Team App"



Download Team App



Search “Circle City FC Rec Soccer”



Coaching Profiles

Are **required** to be complete by April 2

Safe Sport



Safe Sport

Mandated by US Federal Law

Background Check



Background Checks

We can't allow you to be involved in anyway without a clear background check.

CDC Heads up Concussion Training



Concussion Training

This is critical to ensure the safety off all of our kids. Concussions are life threatening

All three must be renewed every two years

Coaching Profiles

Are **required**

Incomplete Profile

=

No Coaches Shirt and not
allowed to coach

How long do I have their attention for?

Kids will give you their attention for 2x their age in seconds (Mind your L's).



8-12 Seconds!



16 Seconds



20-24 Seconds



30 Seconds?

PLAYER DEVELOPMENT PATHWAY

0-6

Active start



Intro to physical activity. Touches on the ball in a fun, unstructured environment.

Dribbling, turning, receiving and striking the ball. Focus on the individual.

6-9

FUNdamentals



Skill development in a structured, positive and fun environment.

Technical development of passing, receiving, dribbling and finishing. Focus on 1v1 actions and promote game understanding and technical execution in small sided games.

9-12

Learning to train



Acquire & develop football specific skills in a fun and productive environment. Introduce competition. Focus on refinement of movement skills. Develop skills in and out of possession as well as transitions. Intro to basic tactical concepts and continue to develop game understanding through 7v7/9v9 games.

12-16

Training to develop



Continue to develop football-specific skills as players transition to 11v11.

Competition makes players want to win and give 100%, but the main focus still on training & developing skills. Introduce position specific roles & responsibilities and meeting physiological demands of the game.

16-19

Training to compete



Develop the player to meet physiological, technical and tactical demands of the game. Competition is provided to challenge and develop.

Training targets development and maintenance of technical & tactical skills. Understanding position specific roles in relation to the game. Individual prep tailored to respective strengths and weaknesses.

19+

Training to win



Maximise the the physiological, technical and tactical skills of the player so they peak in competitions.

Focus in training around performance and winning games, as all athletes capacities should be fully established. Training = high volume + high intensity.

Any Age

Active for life



Positive experiences in football. Focus is less on winning and more on social aspects, having fun and completing for the love of the sport, whilst still being challenged as an individual or group.




Tall Orange Cone



Multi-Colored Small Disc Cone



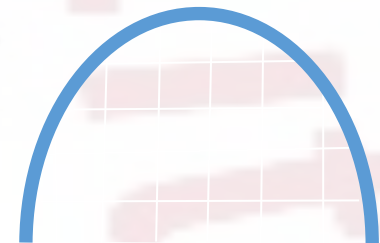
3' Fixed Goals



PEX Tubing with weighted bases




Pool Noodles with ground stakes



Pop-up Goals

EQUIPMENT Supplied by CCFC Coaches - you supply a whistle



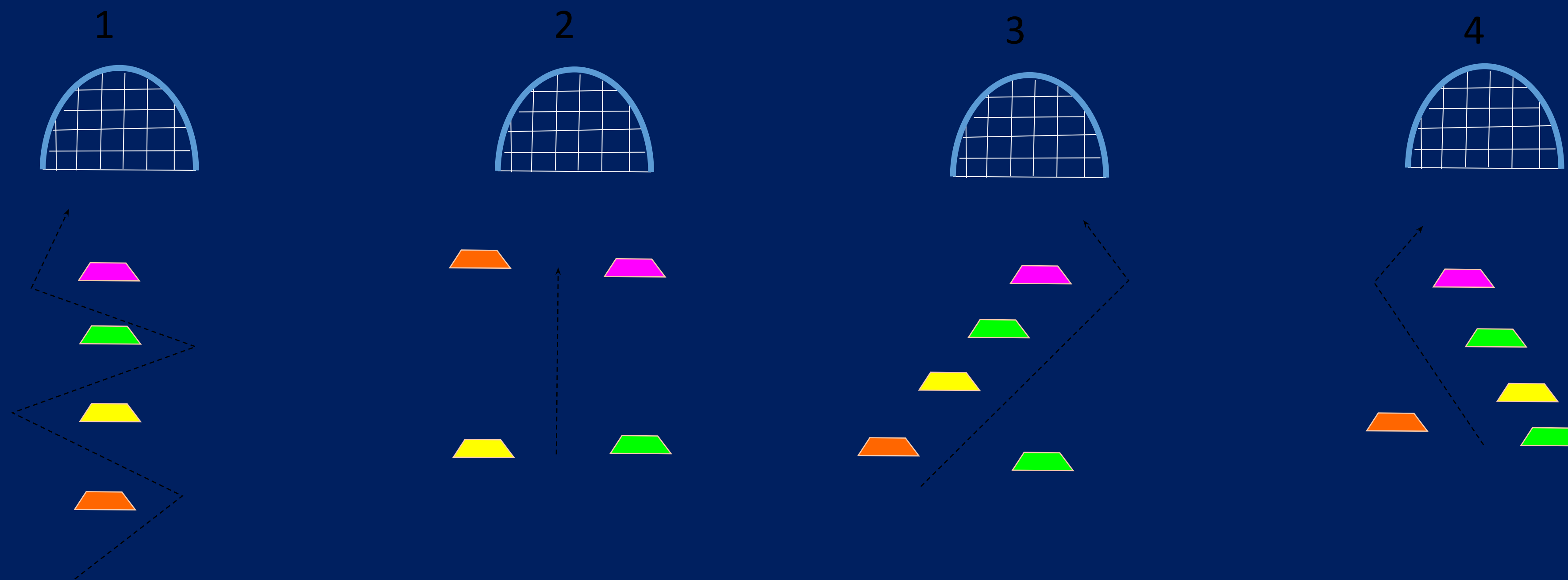


Cone Knock Over:

Set-up a circle using the small disc cones (about 10ft' Diameter). Using the Tall orange cones, fill the center of the circle.

Drill: Players attempt to knock over as many cones as they can. Parents and coaches can reset the cones as you go. All players can play at the same time.

GOAL: Foot-Ball Coordination



Dribble & Shoot :

Set-up the pop up goals in a row (approx. 5 ft apart). Set-up small cones to establish drills like the ones above.

Drill:

- 1) Instruct the players to dribble between each cone then shoot on the goal.
- 2) Instruct the players to dribble forward from the back set of cones and kick the ball in before crossing the second set of cones
- 3) Have the players stay outside of the cones and kick it in once they are past the goal
- 4) Have the players stay outside of thenes and kick it in once they are past the goal

GOAL: Foot Skills and Confidend


Defenders:

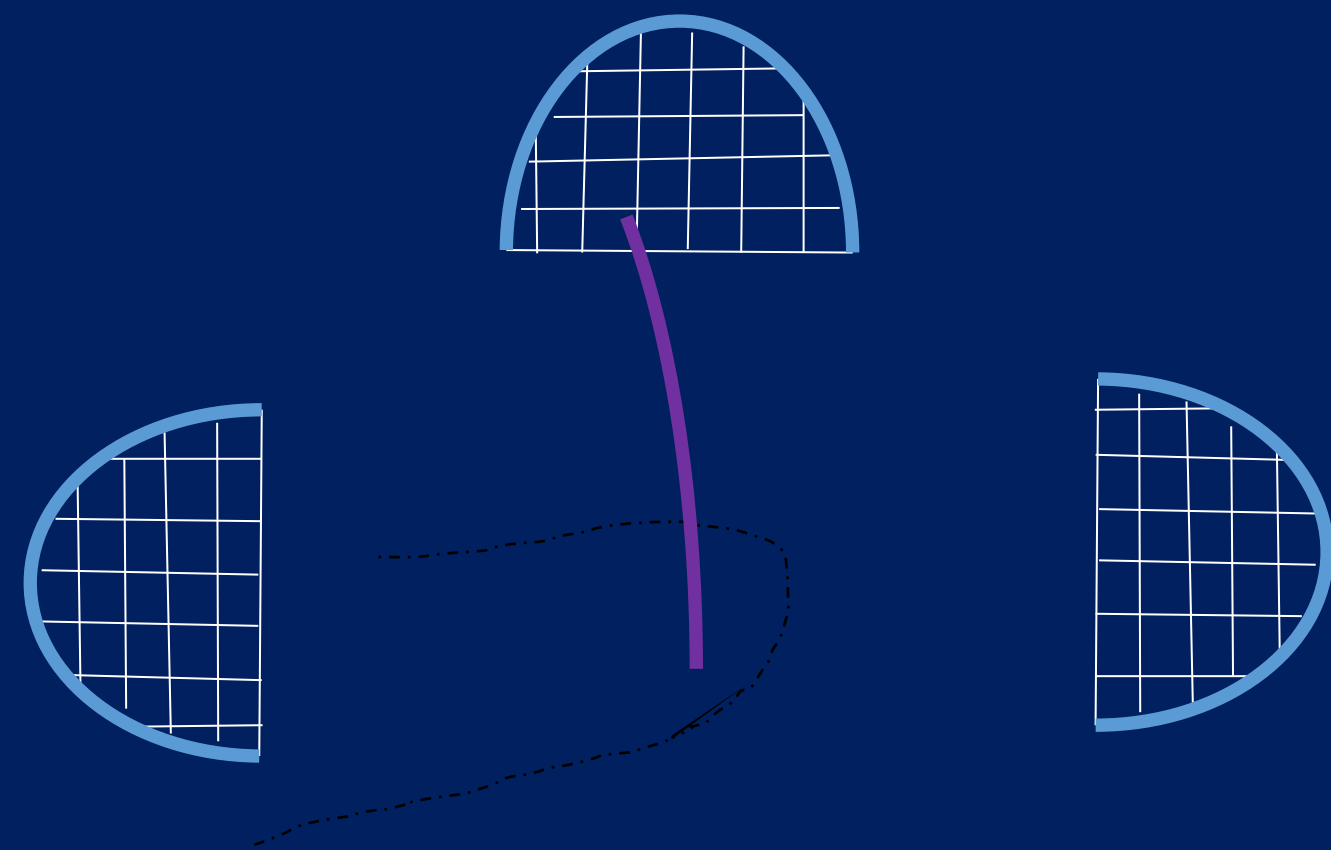
Set-up the pop up goals in pairs (approx. 15 ft apart). Set-up 3-4 Pool noodles for each goal (1-3 inches apart). The setup should have a special setup of pool noodles for each goal.

- 3 center
- 3 left
- 3 right
- 2 on each side

Drill: Instruct the players to avoid the “defenders” and try to score around them.

Ball skills: get around a "player" and foot skills



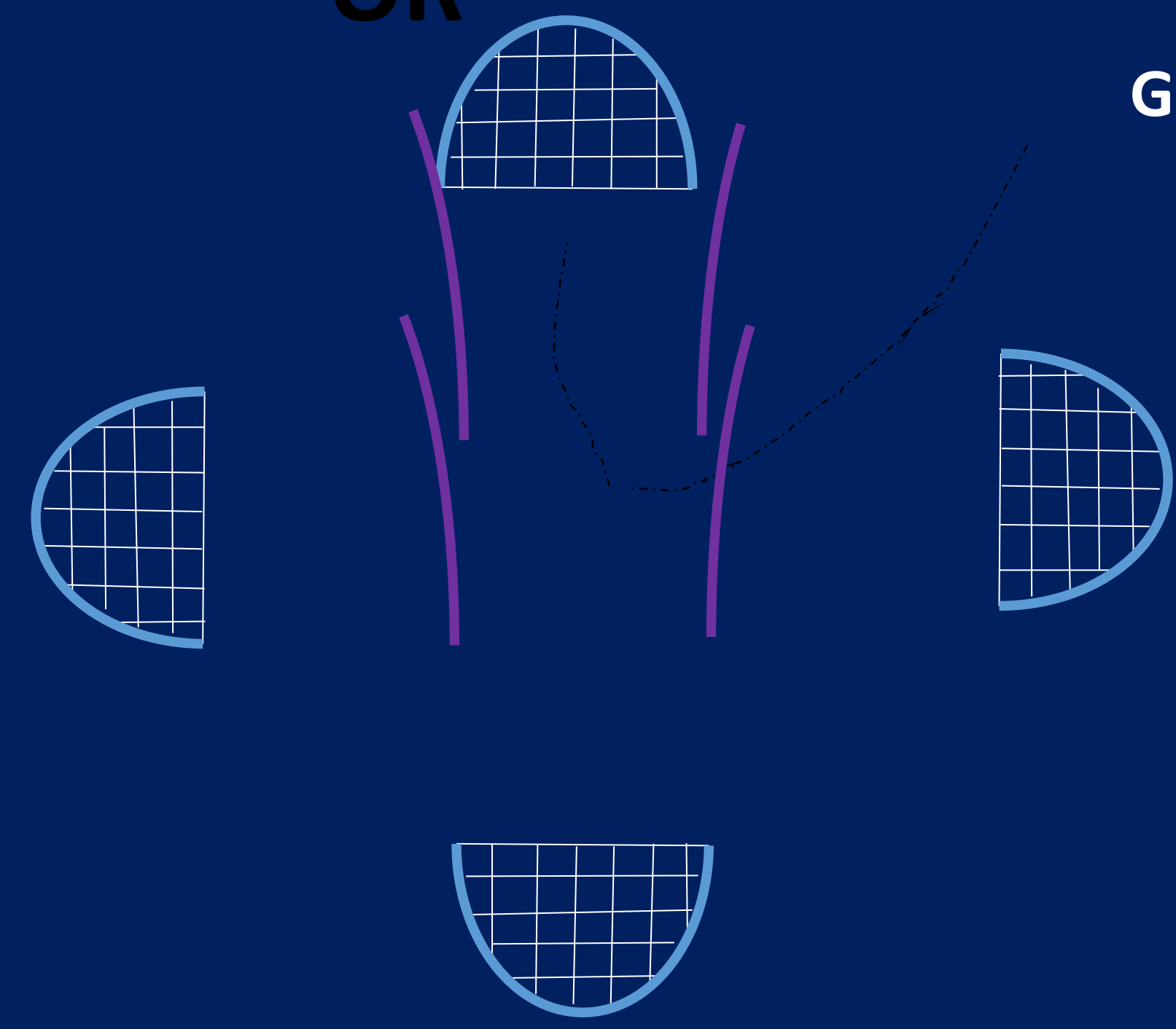


4-Goals:

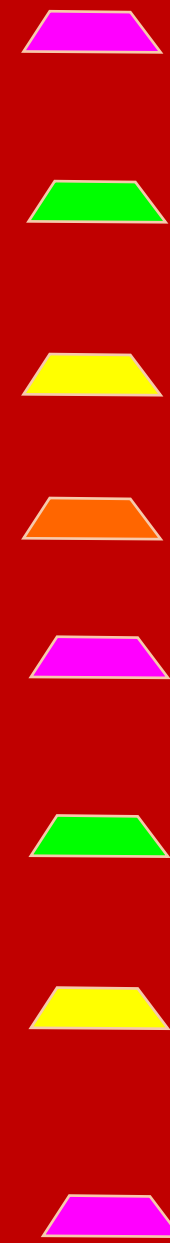

Set-up the pop up goals in a square facing each other (approx. 15 ft apart). Set-up either one Poolnoodle (dead center) or 4 in a square (about 3 f wide).

Drill: Players dribble from outside the goals and around the center noodle then shoot/dribble to goal. If using the 4-noodles, players dribble in one side then out another.

-----OR-----



GOAL: Shooting Skills



Foot skills and Reaction

Red Light Green Light:

Set-up the two lines of short cones across from each other.


Drill:

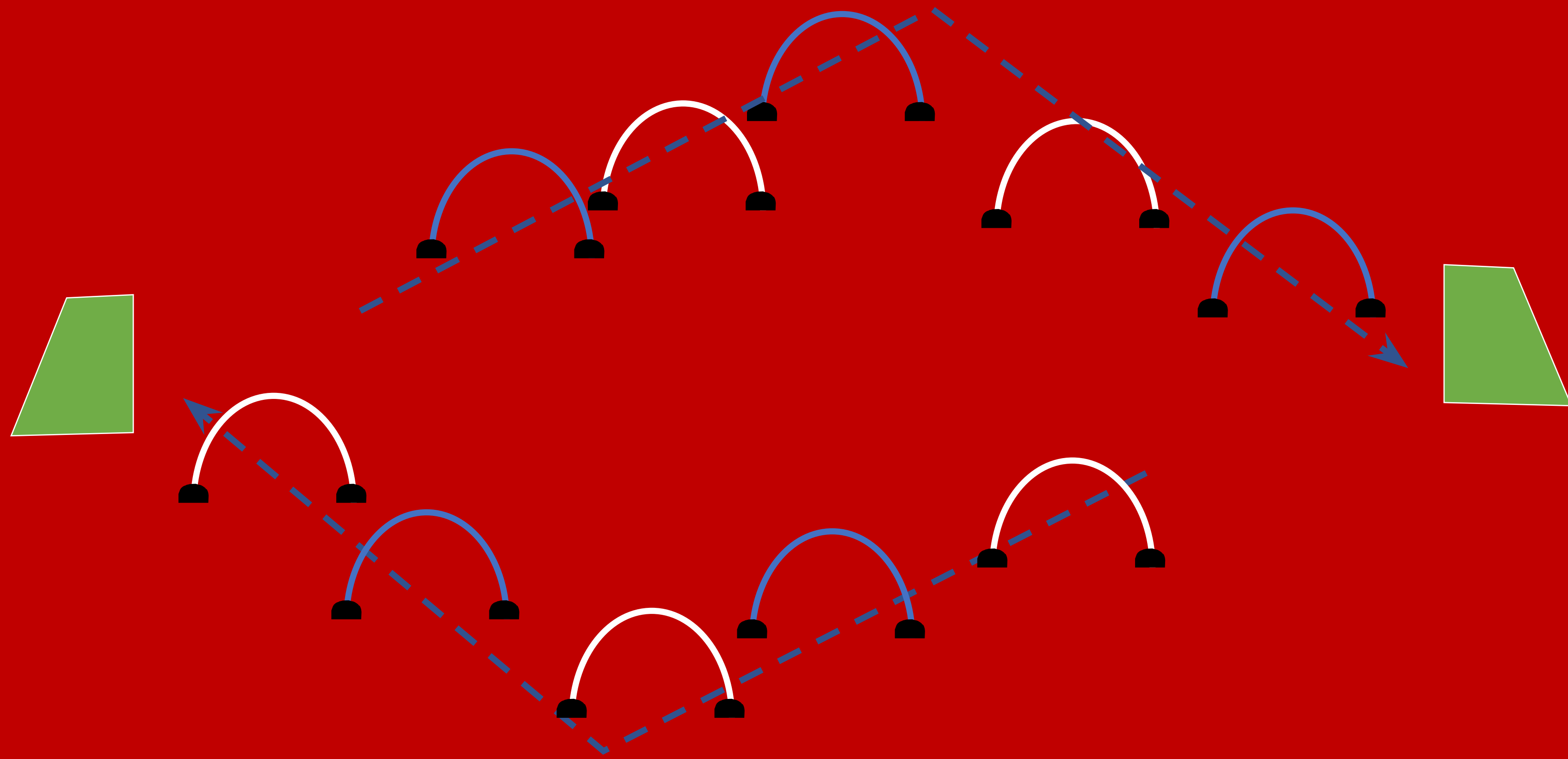
1. Start with everyone along the starting line (cones) with a soccer ball at their feet. Coach says: 'Green Light' players will move towards the finish line moving their soccer ball with them.
2. When coach says: 'Red Light' players must immediately stop.
3. If players are still moving when you call 'Red Light', they must go back to the starting line.
4. Start a new round when everyone gets across the finish line or when most players make it across the finish line

Kick the Coach: FUN and reaction

Set-up a circle using the small disc cones (about 10ft' Diameter).


Drill: Players attempt to kick the ball at the coach while the coach tries to dodge being hit. All players can play at the same time. Coach and/or parents shout SCORE! Every time coach gets "kicked".





Hoop Run: Set-up two paths using the PEX hoops. The paths should go towards a side then to the goal. **GOAL: Agility with ball**

Drill: Players dribble and pass through the path as fast as they can then score a goal at the end.



▲ Partner Passing:

Set-up 2 lines of 5 PEX hoops in a line. 3 cones to show the start line of the two lanes.

Drill: Pair players up with Parents and instruct players and parents to stay on their side of the hoops and move down the line passing back and forth through each hoop.

Advanced players can be paired together instead of parents.

LITTLE STARS FUTURE SOCCER CHAMPS!



Thank You to Our Sponsors

