



# CEROPLASTICS

## INTERNATIONAL CONGRESS ON WAX MODELLING

PADUA, 7-8-9 JUNE 2019

### Programme

FRIDAY 7TH JUNE 2019 – PALAZZO DEL BO, ARCHIVIO ANTICO

CHAIRS: R. BALLESTRIERO, F. ZAMPIERI

- 08:00      **Registration**
- 08:30      Congress Opening - Authorities
- 09:30      **W. Edwards**, Gordon Museum of pathology, Kings College, London  
**'The Alice Gretner collection rescued from obscurity, repaired and soon ready to be used as always intended for Medical Education'**
- 10:00      **R. De Caro, A. Emmi, R. Boscolo-Berto, C. Tortorella, A. Porzionato, V. Macchi**  
Section of Human Anatomy, Department of Neuroscience, University of Padua, Italy  
**'The Anatomist's Perspective: Ceroplastics and Anatomical Preparations in the context of Anatomico-clinical education'**
- 10:30      **F. Barbagli**, ANMS, Museum of Zoology and Natural History "La Specola", University of Florence  
**'Didactic objects, artworks or museum artefacts? A museological approach to wax modelling'**
- 11:00      Coffee break 15 minutes
- 11:15      **J. Pardo Tomas, A. Zarzoso**, Museu d'Historia de la Medicina de Catalunya, University of Barcelona  
**'Travelling exhibitions and wax makers on the move: anatomies in early 19th-Century Barcelona'**
- 11:45      **R. Toni**, Department of Medicine and Surgery, University of Parma School of Medicine  
**'The masks of Lorenzo Tenchini at the University of Parma: their legacy to the modern concepts of facial transplantation, additive layer manufacturing, and facial recognition algorithms'**
- 12:15      **L. de Rooy**, Vrolik Museum, Amsterdam  
**'What Ziegler did not provide: the embryological plate models of Amsterdam anatomist Louis Bolk (1866-1930)'**
- 12:45      **F. M. Galassi**, Flinders University, Adelaide, Australia  
**'Plague: from paleopathology to wax modelling'**
- 13:15      Lunch Break
- 14:15      **A. Cozza, G. B. Nardelli, M. Rippa Bonati**, University of Padova  
**'The wax models of the Paduan Obstetrical Clinic'**

CHAIRS: F. MONZA, A. ZANATTA



- 
- 14:45 **K. Schlegel**, Kunstkammer & Schatzkammer, Vienna  
**'Wax Artefacts in the Kunstkammer of Archduke Ferdinand II (1529-1595) in Ambras Castle'**
- 15:15 **S. Hecker**, Milan  
**'Not Modelled: Medardo Rosso's Waxes'**
- 15:45 Coffee break 15 minutes

16:00 **M. A. Miranda Razo**, Master Artisan, Mexico City, licenciatura en Arte y Tradición, CMA, Cuernavaca, Morelos, Mexico  
**'The Art of Ceroplastic, or Wax, Modelling in Mexico'**

16:15 **A. Bazarte Martinez**, Instituto Politecnico Nacional, Mexico City  
**'The 'corposanto' of St. Philip Neri and his veneration in convents of its Order in New Spain'**

16:30 **E. Crook**, Ruskin School of Arts, Oxford  
**'The resurrection of wax as bronze: using the renaissance wax modelling techniques of Habsburg bell casting for a new statue'**

17:00 **R. Ballestriero<sup>1</sup>, M. Tosa<sup>2</sup>**, <sup>1</sup>UAL – Gordon Museum, <sup>2</sup>Accademia di Belle Arti di Venezia  
**'From the Doge's funeral masks to the children with no names. The art of wax modelling in Venice'**

17:30 Visit to Palazzo del Bo

19:00 Private Visit to the Museum Morgagni

Inauguration - Exhibition: **"Inside the Form"**,  
Drawings of the School of Artistic Anatomy Academy of Fine Arts, Venice

20:30 Congress Dinner: Ristorante Isola di Caprera.

**SATURDAY 8TH JUNE 2019 – ISTITUTO ANATOMICO, AULA CAGNETTO**  
**CHAIRS: R. BALLESTRIERO, F. M., GALASSI**

09:00 **C. Sharpe, A. Zarzoso**, Museu d'Historia de la Medicina de Catalunya, University of Barcelona  
**'Wax models in Barcelona: from university anatomical sculptors to makers of dermatological waxworks'**

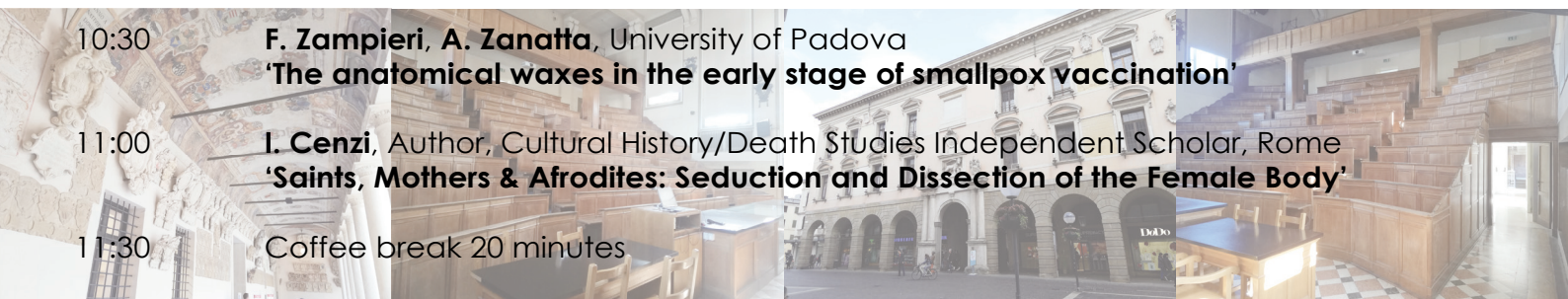
09:30 **T. Schnalke**, Berliner Medizinhistorisches Museum der Charité  
**'Finger Faces. Wax Hand Models and Moulages in Medicine'**

10:00 **A. Maruri Palacín**, Museo Olavide, Madrid  
**'Following the tracks of the past: The recuperation of the Olavide Museum'**

10:30 **F. Zampieri, A. Zanatta**, University of Padova  
**'The anatomical waxes in the early stage of smallpox vaccination'**

11:00 **I. Cenzi**, Author, Cultural History/Death Studies Independent Scholar, Rome  
**'Saints, Mothers & Afrodites: Seduction and Dissection of the Female Body'**

11:30 Coffee break 20 minutes



**ISTITUTO ANATOMICO – AULA CAGNETTO**

**CHAIRS: F. MONZA, F. M. GALASSI**

- 11:50 **A. Porro, P. M. Galimberti, D. Bellettati, B. Falconi, L. Lorusso, A. F. Franchini**, Dipartimento di Scienze Cliniche e di Comunità, Università degli Studi, Milano  
**'Scientific Ceroplasty in Milan: New Research Acquisitions'**
- 12:10 **B. Lasters<sup>1,6</sup>, A. Van de Velde<sup>1,6</sup>, P. Pollier<sup>6,7</sup>, F. Van Glabbeek<sup>1,6</sup>, R. van Hee<sup>5</sup>, M. Demolder<sup>2,4</sup>, D. Ermens<sup>3,4</sup>, T. Deneire<sup>4</sup>, T. Noordermeer<sup>4</sup>**  
<sup>1</sup>Faculty of Medicine and Health Sciences, University of Antwerp, <sup>2</sup>Faculty of Pharmaceutical, Biomedical and Veterinary Sciences, University of Antwerp, <sup>3</sup>Faculty of Arts, Research Centre Ruusbroec Institute, University of Antwerp, <sup>4</sup>University of Antwerp Library, <sup>5</sup>Museum of the History of Health Sciences, Antwerp, <sup>6</sup>Biological and Medical Art Belgium BIOMAB 7 Art Researches Science International Collaborations ARSIC  
**'Ziegler's three-dimensional ceroplastic models in a young universities academic heritage collection'**
- 12:30 **F. Loy**, Museum of Clemente Susini's anatomical waxes, Department of Biomedical Sciences, University of Cagliari, Italy  
**'Further anatomical findings in the Anatomical Wax models of Susini and Boi at the University of Cagliari'**
- 12:50 **M. Sticherling**, Department of Dermatology/University Hospitals Erlangen, Germany  
**'Dermatological moulages – the artists behind the objects'**
- 13:10 **N. Galland, N. Díaz**, Palacio de la Escuela de Medicina, UNAM, Mexico City, Mexico  
**'A capite ad calcem. Anatomical wax models become the face of a literary and multimedia project'**
- 13:30 Lunch Break
- 14:30 **V. Papa, E. Varotto, F. M. Galassi**, Università degli Studi di Cassino e del Lazio Meridionale  
**'The anatomical machines of the Cappella Sansevero: historical and paleopathological analysis of a myth'**
- 14:50 **R. Hilloowala**, Division of Anatomy, West Virginia University HSN, Morgantown, USA  
**'Gaetano Zumbo's Teatrini: Concealed?'**
- 15:10 **S. Carraro<sup>1</sup>, E. Åhrén<sup>2</sup>**, <sup>1</sup>Museum of Wax Moulages of the University Hospital and the University of Zurich. <sup>2</sup>Unit for Medical History and Heritage Karolinska Institutet, Stockholm, Sweden  
**'Recovering a forgotten collection: Unique moulages from Karolinska Institutet, Stockholm'**
- 15:30 **N. N. Aldini<sup>1</sup>, E. Armocida<sup>2</sup>, A. Ruggeri<sup>3</sup>**, <sup>1</sup>Società Italiana di Storia della Medicina, <sup>2</sup>Università degli Studi di Parma, <sup>3</sup>Università degli Studi di Bologna  
**'Anatomical wax modelling in modern Egypt: Leon Gatineau, his craft and his contribute to ceroplastic technique'**
- 15:50 Coffee break 20 minutes
- 

**AULA FALLOPPIA**  
**CHAIRS: R. BALLESTRIERO, F. BARBAGLI**

- 11:50 **L. Corrain, O. Mosca**, Museo di Palazzo Poggi, Alma Mater Studiorum – Università di Bologna  
**'Anna Morandi: Bolognese ceroplastics between practice and theory'**
- 12:10 **C. Millett**, The Pennsylvania State University, USA  
**'The Spectacle of the Anatomy Theater'**
- 12:30 **E. Corradini, C. Mascardi**, Università di Modena e Reggio Emilia, Dipartimento di Ingegneria Enzo Ferrari  
**'Rethinking and reinterpreting the 18 th – 19 th century wax models of the Università di Modena e Reggio Emilia's Museum System (In studiis artistarum project)'**
- 12:50 **K. Johnson**, Independent art historian, USA  
**'The Skinless Body as Anatomical Coup: Phenomenology of Wax & Plastination'**
- 13:10 **L. Cunningham**, Assistant Conservator at the Collections and Conservation Centre for Museums and Heritage Services, City of Toronto, Canada  
**'Waxing and Waning: The Curious Case of an Early Department Store Wax Mannequin'**
- 13:30 Lunch Break
- 14:30 **M. Raudino<sup>1</sup>, M. Ambrosi<sup>1</sup>, G. Pieraccini<sup>2</sup>, M. Galeotti<sup>3</sup>, C. Corti<sup>4</sup>**, <sup>1</sup>Department of Chemistry Ugo Schiff, University of Florence, <sup>2</sup>Mass Spectrometry Center (CISM), University of Florence. <sup>3</sup>Opificio delle Pietre Dure, Laboratorio Scientifico, Florence. <sup>4</sup>Museum of Natural History of the University of Florence, "La Specola".  
**'The degradation of the anatomical wax models of "La Specola" Museum as a result of a demixing process'**
- 14:50 **J. Diehl**, Collection of the Kunstkammer and Imperial Treasury of the Kunsthistorisches Museum  
**'The conservation of sixty scenes from Ovid's Metamorphoses by Daniel Neuberger the Younger (KK\_2460)'**
- 15:10 **B. Goldmann**, Collection of the Kunstkammer and the Imperial Treasury of the Kunsthistorisches Museum Vienna  
**'The end of transience? - The investigation, conservation and restoration of a Vanitas allegory to the death of the Emperor Ferdinand III by Daniel Neuberger the Younger'**

**POSTER SESSION, AULA CAGNETTO**

- 16:10 **A. Emmi, V. Macchi, A. Porzionato, R. Boscolo Berto, C. Tortorella, V. Gabriele, R. De Caro**, Section of Human Anatomy, Department of Neuroscience, University of Padua, Italy  
**'From Models to Dissections: The Anatomical Ceroplastics of the Institute of Human Anatomy'**
- 16:15 **L. Faustini, S. Lotti**, Fondazione Scienza e Tecnica of Florence.  
**'The teaching of Phytoparasitology in the collections of the Istituto Tecnico Toscano of Florence'**

16:20

**E. Orsini<sup>1</sup>, A. Managlia<sup>2</sup>, M. Zoli<sup>3,4</sup>, M. Quaranta<sup>1</sup>, F.M. Galassi<sup>5</sup>, L. Manzoli<sup>1</sup>, L. Leonardi<sup>1,2</sup>**, <sup>1</sup>Department of Biomedical and Neuromotor Sciences, Human Anatomy section, University of Bologna, Bologna, Italy, <sup>2</sup>University Museum Network (SMA), University of Bologna, Bologna, Italy, <sup>3</sup>Department of Neurosurgery, DIBINEM, University of Bologna, Bologna, Italy, <sup>4</sup>Pituitary Unit-Center for the Diagnosis and Treatment of Hypothalamic and Pituitary Diseases, IRCCS Istituto delle Scienze Neurologiche di Bologna, Bologna, Italy, <sup>5</sup>Archaeology, College of Humanities, Arts and Social Sciences, Flinders University, Adelaide, Australia  
**'The story of an intriguing palaeo-endocrinological case at the "Luigi Cattaneo" Anatomical Wax Collection in Bologna'**

16:25

**A. Archibald, L. V. Angelova**, Collection Care Department, The National Archives, Kew, United Kingdom  
**'Adhesives Testing on Artificially Aged Wax for Seal Repair'**

## CONGRESS CLOSURE, AULA CAGNETTO

16:30

Official presentation of the Museum Morgagni

16:45

Presentation of the Book of Proceedings, London 2017

16:50

Introduction to the next Congress in Mexico City in 2021

17:00

Visit to the Museum of Pathological Anatomy - Museum Morgagni

## COLLATERAL EVENTS

09:00-18:00

Anatomo-Pathological Wax Modelling Demonstration  
by Medical artist **Eleanor Crook**

09:00-18:00

Artistic-Devotional Wax Modelling Demonstration  
by Master Artisan **Marco Antonio Miranda Razo**

## SUNDAY 9TH JUNE 2019

**ORGANISED VISITS TO THE CITY** (Please contact: [museo.anatomiapatologica@unipd.it](mailto:museo.anatomiapatologica@unipd.it))

10:00 – 12:00


Guided Tour 1 - Cappella Scrovegni / Museo Eremitani

10:00 – 12:00

Guided Tour 2 - Orto Botanico / Basilica di Santo Antonio

10:00 – 12:00

Guided Tour 3 - Piazze / Palazzo della Ragione




UNIVERSITÀ  
DEGLI STUDI  
DI PADOVA

[info@waxmodelling.com](mailto:info@waxmodelling.com)  
[www.waxmodelling.com](http://www.waxmodelling.com)  
[www.facebook.com/waxmodelling/](https://www.facebook.com/waxmodelling/)

Organising Committee - President: Roberta Ballestriero (London)  
Cristina Basso (Padua), Owen Burke (London), Francesco Maria Galassi (Adelaide),  
Giovanni Magno (Padua), Francesca Monza (Chieti),  
Fabio Zampieri (Padua), Alberto Zanatta (Padua)

**CAM**  
Centro di Ateneo  
per i Musei



ACCADEMIA  
DI BELLE ARTI  
VENEZIA

