



HOLYTEK INDUSTRIAL CORP.

9F-1, NO. 400, SEC. 1, CHANG PING RD., TAICHUNG, TAIWAN.
TEL: +886-4-2245-2818(REP) FAX: +886-4-2243-6928
E-mail: holytek@holytek.tw
http://www.holytek.com.tw



creating a new dimension

SUNXTREME WOODS INDIA PVT. LTD.

OFFICE NO : 45, F/F, Left Side, Zaidar Enclave, Block K-
1 Extn, Mohan Garden, Uttam Nagar, New Delhi-110059

Web Site: www.sunxtremewoods.com
E-Mail: info@sunxtremewoods.com

Contact person:

Mr. Avneet Kumar Tomar | +91-99999 08296
Mr. Chhuni Lal Sharma | +91- 95883 80731

* Due to needs of continuous improvement, specifications are subject to change without prior notice.



2020-2021



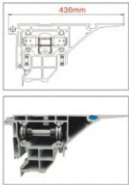
HOLYTEK WOODWORKING MACHINERY

The World of Green Technology

Sliding Table Saw

PS320D Electrical lift of main saw, tilt 0~45°

Sliding Table Saw



The guide rail using high chrome steel, which improves working precision and extends service life. Sliding table has super-wide working table, making board-supporting more stable. Multipoint locking improves work efficiency greatly.

Optional



Technical Data

Model	PS320D/PS380D
Sliding table size (mm)	3200/3800
Max. working height (mm)	90
Max. main saw blade dia (mm)	350
Scoring saw blade dia (mm)	120
Main saw spindle speed (r/min)	4200/5600
Scoring saw spindle speed (r/min)	8500
Main saw motor power (kW)	5.5
Scoring saw motor power (kW)	0.75

PS320M Aluminum shell motor, electrical lift of main saw, tilt 0~45°

Sliding Table Saw



The guide rail using high chrome steel, which improves working precision and extends service life. Sliding table has super-wide working table, making board-supporting more stable. Multipoint locking improves work efficiency greatly.

PS300V/320V/380V Aluminum shell motor, electrical lift of main saw, tilt 0~45°

Sliding Table Saw



Double guiding rails with steel balls, accuracy and flexibility.

PS320C Sliding Table Saw



The guide rail using high chrome steel, which improves working precision and extends service life. Sliding table has super-wide working table, making board-supporting more stable. Multipoint locking improves work efficiency greatly.




	PS300	PS320	PS380
A (mm)	3150	3350	3950
B (mm)	3200	3400	4000

Technical Data

Model	PS320C (90°)	PS300M/PS320M	PS300V/PS320V/PS380V
Sliding table size (mm)	3200	3000/3200	3000/3200/3800
Max. working height (mm)	90	90	90
Max. main saw blade dia (mm)	350	350	350
Scoring saw blade dia (mm)	120	120	120
Main saw spindle speed (r/min)	4200/5600	4200/5600	4200/5600
Scoring saw spindle speed (r/min)	8500	8500	8500
Main saw motor power (kW)	5.5	5.5	4
Scoring saw motor power (kW)	0.75	0.75	0.75

Sliding Table Saw



PS320DK

Sliding Table Saw



PS320DK:
Fence movement controlled by PLC



Soft touching display menu, clear and easy for operation



Fence movement are driven by servo motor to keep high accuracy.

Technical Data

Model	PS320DK/PS380DK
Sliding table size (mm)	3200/3800
Max. working height (mm)	90
Max. main saw blade dia (mm)	350
Scoring saw blade dia (mm)	120
Main saw spindle speed (r/min)	4200/5600
Scoring saw spindle speed (r/min)	8500
Main saw motor power (kW)	5.5
Scoring saw motor power (kW)	0.75

Beam Saw



HP270

Beam Saw



Technical Data

Model	HP270
Max. cutting length (mm)	2680
Max. height of saw blade (mm)	76
Diameter of main saw blade (mm)	Ø350
Diameter of main saw shaft (mm)	Ø30
Rotation speed of main saw blade (r/min)	4800
Diameter of scoring saw blade (mm)	Ø180
Diameter of scoring saw shaft (mm)	Ø30
Rotation speed of scoring saw blade (r/min)	6900

Model	HP270
Saw socket forward speed (m/min)	5-60
Saw socket backward speed (m/min)	60
Saw socket motor (kW)	2.2
Saw blade moto (kW)	11
Air pressure (kg/m ²)	5-7
Weight (kg)	2760
Machine dimension (mm)	5320 x 3950 x 1700
Packing size (mm)	5200 x1300 x1600




Computer Panel Sizing Saw

CP330
Computer Panel Sizing Saw



Control centre by industrial computer, can also be equipped with optimization software(optional)for best utilization of cutting panels.



Chrome plated surface to avoid board scratching



Side aligner system

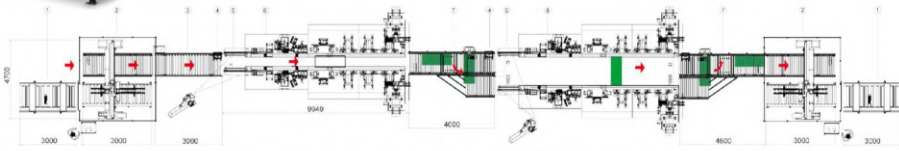



Saw Carrier driven by Servo Motor, rack & pinion, stable movement. Pull back position is automatically controlled based on next cutting length. This can reduce unused moving time and greatly improve efficiency.

Technical Data


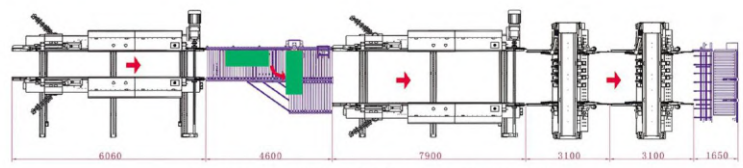
Model	CP280	CP330
Max. cutting length	2800 mm	3300 mm
Mechanical arm's running distance	2800 mm	3300 mm
Max. height of blade	76 mm(intelligent control)	100 mm (intelligent control)
Diameter of main saw	350 x 4.4 x 60mm	400 x 4.4 x 60 mm
Diameter of scoring saw	160 x 4.4-5.4 x 45 mm	160 x 4.4-5.4 x 45 mm
Saw socket forward speed	5-60 m/min	5-80 m/min
Saw socket backward speed	80 m/min	100 m/min
Mechanical arm's speed	0-80 m/min	0-100 m/min
Motor power of main saw shaft	11 kW	18 kW
Motor power of scoring saw shaft	2.2 kW	2.2 kW
Side pressing system	Single side pressing wheels	Double side pressing wheels
No. of mechanical arm	6 pcs	8 pcs
Air compression	6 bar	6 bar
Air capacity	150 L/min	150 L/min
Min. speed of dust collection	26 m/second	26 m/second
Negative pressure (at least)	1200 Pa	1200 Pa
Input air capacity for dust collection	4400 m ³ /hour	4400 m ³ /hour
Diameter of dust collecting holes	200 mm x 1	200 mm x 1
	150 mm x 1	150 mm x 1

High Efficiency Auto. Double-Side Edge Bander
Production Line



Name	Model	Quantity
Land rolling machine with forklift groove	HC701	2 sets
Double column feeding machine	HC702	1 set
Dynamic rolling machine	HC703	2 sets
Pressing & aligning machine	HC704	1 set
Double-side edge bander	DEB2610JK	1 set
Clamping & turning over machine	HC705	1 set
Double-side edge bander	DEB2621JK	1 set
Clamping & turning over machine	HC705	1 set
Dynamic rolling machine	HC703	1 set
Double column laying-off machine	HC707	2 sets
Land rolling machine with forklift groove	HC701	

Auto. Double-Side Edge Bander & Multi-Drilling Production Line



(DEB2610JK+HC705+DEB2621JK+MB8442 x 2+HC710)

DEB2621JK

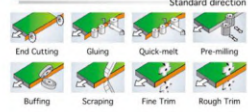
Auto. Double-Side Edge Bander & Multi-Drilling Production Line



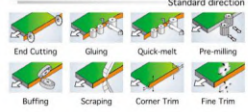
DEB2610JK



DEB2620JK



DEB2611JK



Technical Data


Electrical lift	-
Feed speed	12m/16m/20m/min
Edge thickness	0.4-3 mm
Panel thickness	10-60 mm
Panel length	≥ 150 mm
Panel width	285-2650 mm
Working pressure	0.6 Mpa

Name	Model
Double-side edge bander	DEB2610JK
Clamping & turning over machine	HC705
Double-side edge bander	DEB2621JK
Automatic feeding boring machine	MB8442
Automatic feeding boring machine	MB8442
Lay off machine	HC710
Feeding machine for boring machine	HC709
Auto. feed boring machine	MB8042
Auto. feed boring machine	MB8042
Lay off machine	HC710



Technical Data

Model	DEB2621JK
Feed speed	12 m / 16 m / 20 m/min
Edge thickness	0.4-3 mm
Panel thickness	10-60 mm
Panel length	≥ 150 mm
Working pressure	0.6 Mpa
Panel width	285-2650 mm
Power	33 kW
Overall dimension	6800*3000*1700 mm

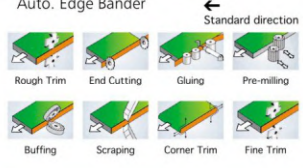
Auto. Edge Bander



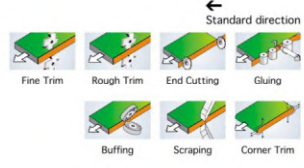

EB621JH
Auto. Edge Bander




EB621J
Auto. Edge Bander



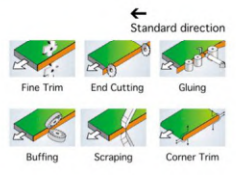

EB621
Auto. Edge Bander



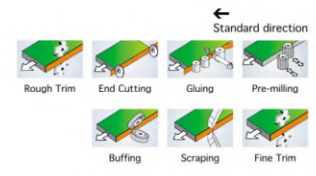

Auto. Edge Bander




EB611
Auto. Edge Bander



EB620J
Auto. Edge Bander



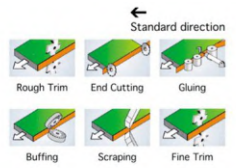

EB611J
Auto. Edge Bander






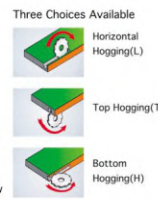
Auto. Edge Bander

EB620
Auto. Edge Bander



Optional for Auto. Edge Bander

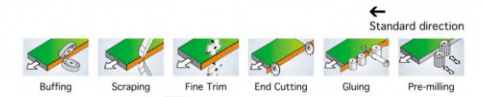

Hogging / Grooving
Up or down (vertical)
Horizontal
Optional & Out
Can have multiple units in row





Flat Scraping
Remove glue threads
Seamless tape attached
Available as option "s"



EB610J
Auto. Edge Bander




EB610H
Auto. Edge Bander





Auto. Edge Bander

EB610
Auto. Edge Bander



EB610B Auto. Edge Bander



Function combination	Buffing	Bottom hogging	Scraping	Corner Trim	Fine Trim	Rough Trim	End Cutting	Gluing	Pre-milling
EB621 JH	•	•	•	•	•	•	•	•	•
EB621 J	•	•	•	•	•	•	•	•	•
EB621	•	•	•	•	•	•	•	•	•
EB611 J	•	•	•	•	•	•	•	•	•
EB611	•	•	•	•	•	•	•	•	•
EB620J	•	•	•	•	•	•	•	•	•
EB620	•	•	•	•	•	•	•	•	•
EB610J	•	•	•	•	•	•	•	•	•
EB610H	•	•	•	•	•	•	•	•	•
EB610	•	•	•	•	•	•	•	•	•
EB610B	•	•	•	•	•	•	•	•	•
EB510	•	•	•	•	•	•	•	•	•

MEB-350, MEB-350S
Duble Surface manual edge bander



Technical Data

Model	MEB-350	MEB-350S
Edge thickness (mm)	0.3-3 mm	0.3-3 mm
Work-piece thickness (mm)	15-50 mm	15-50 mm
Min. radius of edge banding (mm)	20 mm	20 mm
Conveyor speed (m/min)	4-120 m/min	4-120 m/min
Installed power (kw)	0.4 kw	0.4 kw
Swing angle		0-45°
Weight (kg)	220 kg	220 kg
Overall size (mm)	1000 x 725 x 1505 mm	1000 x 725 x 1505 mm



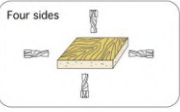
Automatic Feeding Multi-Drill Boring Machine



Precise Display
Drilling strike is accurately displayed on digital LED display




Effective and Steady
Motor stepless speeding regulation
Automatically clamping and fixing unit
Heavy duty machine with stable structure and reasonable design.



- Drilling direction: both ends of horizontal and vertical
- No. of the upper vertical rows optional: 1-6 rows
- No. of the bottom vertical rows optional: 1-6 rows
- Automatic feeding

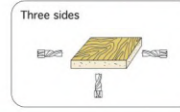
MB8442
Automatic Feeding Multi-Drill Boring Machine



Precise Display
Drilling strike is accurately displayed on digital LED display




Effective and Steady
Motor stepless speeding regulation
Automatically clamping and fixing unit
Heavy duty machine with stable structure and reasonable design.




- Boring direction: Horizontal & bottom vertical three sides boring
- No. of the bottom vertical heads optional: 1-6 heads
- Automatic feeding

MB8042
Automatic Feeding Multi-Drill Boring Machine

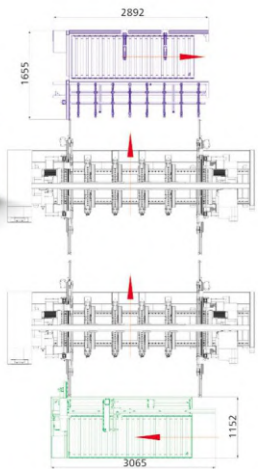
Automatic Multi-Drill Boring Line



HC710 Auto. Stacker



HC709 Auto. Feeder



(HC709+MB8442+MB8042+HC710)



MB610I Six-Row Multi-Drill Boring Machine



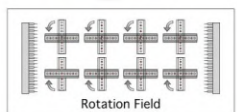
Precise LED Display
Drilling strike is accurately displayed on digital LED display



Innovative design with a tray to load augille and drill bushing, which make it easy to get or put them back.




Light for ruler

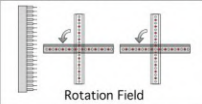


Rotation Field
MB610I

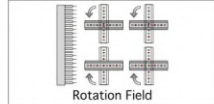
Automatic Multi-Drill Boring Machine



MB303LI Three-Row Multi-Drill Boring Machine
Long rack for three-row multi-drill boring machine



MB303LI

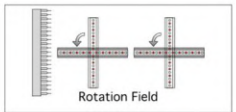


MB305LI

MB303I
Three-Row Multi-Drill Boring Machine



Precise LED Display (MB303I)
Drilling strike is accurately displayed on digital LED display



MB303I

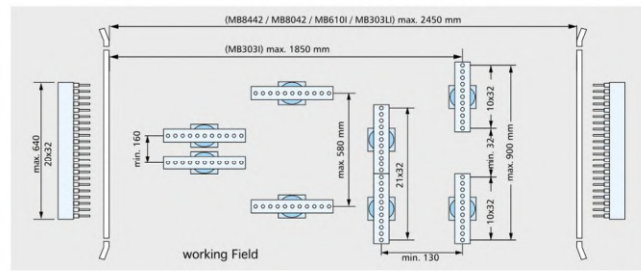


Multi-Drill Boring Machine

MB221
Two Head Multi-Drill Boring Machine




MB121
Single Head Multi-Drill Boring Machine



Technical Data

Model	MB8442	MB8042	MB6101	MB303LI	MB3031	MB221	MB121
Max. width of workpiece(X direction)	2450 mm	2450 mm	2450 mm	2450 mm	1850 mm	-	-
Max. distance of two horizontal boring position	640 mm	640 mm	640 mm	640 mm	640 mm	-	-
Min. distance of vertical drilling group	128 mm	128 mm	128 mm	128 mm	128 mm	-	-
Max. thickness of workpiece	78 mm	78 mm	78 mm	78 mm	78 mm	80 mm	80 mm
Max. depth of horizontal boring head	40 mm	40 mm	40 mm	40 mm	40 mm	-	-
Max. depth of vertical boring head	70 mm	70 mm	70 mm	70 mm	70 mm	-	-
Rotation speed of boring spindles	2800 rpm (50HZ)						
Vertical boring power	1.1 kW	1.1 kW	1.1 kW / 1.5 kW	1.1 kW / 1.5 kW	1.1 kW / 1.5 kW	1.5 kW	1.5 kW
Horizontal boring power	1.5 kW	1.5 kW	1.5 kW	1.5 kW	1.5 kW	1.5 kW	-
Feeding motor power	0.75 kW x 2	0.75 kW x 2	-	-	-	-	-
Feeding speed	60 m/min	60 m/min	-	-	-	-	-
Working pressure	0.6~0.8 MPa						
Dimension of machine	4300x3070x1960	4750x3100x1760	3750x2500x1760	3750x2500x1760	2700x2500x1760	1200x1000x1550	1200x1000x1250
Packing dimension	4320x2020x1970	3900x2200x1800	3900x1500x1800	3900x1500x1800	2800x1500x1800	1300x1100x1650	1300x1100x1350



CNC Drilling Machine

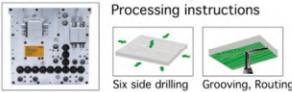
CNC-MB62 / CNC-MB62D

CNC Drilling Machine (Six Sides Drill)



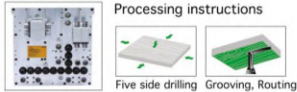
The upper processing unit of CNC-MB62 is equipped with a drilling box, which has total 12 pieces of vertical drill shafts and pieces of horizontal drilling shafts. The upper processing unit of CNC-MB62D has 2 drilling boxes, with a total of 24 pieces of vertical drill shafts and 16 horizontal drill shafts. There is one bottom drilling unit, with a set of total 9 pieces of vertical drill shafts. Both the 2 drilling units and each drill shaft are running independently.

The maximum width of six sides processing can reach 1200 mm, the minimum processing width is 50 mm. Advanced path optimization algorithm for efficient six-sided drilling and slot milling, Perfectly command more than 30 kinds of design and dismantling software, achieves scan code processing.



	Model	CNC-MB62D	CNC-MB62
Milling spindle	Total power	17 kW	14 kW
	Spindle power	3 kW x 2	3 kW x 2
	Rotary speed	24000 rpm	24000 rpm
Max. positioning speed	X axis speed	85 M/min	85 M/min
	Y axis speed	60 M/min	60 M/min
	Z axis speed	30 M/min	30 M/min
	A axis speed	60 M/min	60 M/min
	V axis speed	60 M/min	60 M/min
	W axis speed	30 M/min	30 M/min
	Top Vertical spindle	12 pcs x 2	12 pcs
Boring head combination device	Top Horizontal spindle	X: (2+2)*2 Y: (2+2)*2	X: (2+2)*2 Y: (2+2)*2
	Bottom Vertical spindle	9 pcs	9 pcs
Working range	Min. width of workpiece	50 mm	50 mm
	Max. width of workpiece	1200 mm	1200 mm
	Min. length of workpiece	180 mm	180 mm
	Max. length of workpiece	2400 mm	2400 mm
	Min. Thickness of workpiece	8 mm	8 mm
Other parameters	Max. Thickness of workpiece	50 mm	50 mm
	Dust hood	Top: Ø125mm Bottom: Ø150 mm	Top: Ø125mm Bottom: Ø150 mm
	Packing size	5100 x 2510 x 1800 mm	5100 x 2510 x 1800 mm
	Weight	3500 kgs	3500 kgs

CNC Drilling Machine



Five sides processing maximum width can reach 1000/1200 mm, minimum processing width 50mm. Advanced path optimization algorithm, efficient implementation of five sided drilling and slotting, Perfectly docking at more than thirty kinds of design and demolition software in the world, achieving scanning code processing.

CNC-MB52 / CNC-MB52D

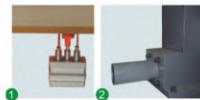
CNC Drilling Machine (Five Sides Drill)

	Model	MB52 / MB52D
Milling spindle	Milling slot configuration	Ef32
	Router (collect type)	6 mm / 8 mm (Standard)
	Tool diameter	2.2 kW
	Spindle power	24000 rpm
	Rotary speed	60 M/min
Max. positioning speed	X axis speed	60 M/min
	Y axis speed	15 M/min
	Z axis speed	60 M/min
	U axis speed	60 M/min
	Vertical spindle	12 pcs
Boring head combination device	Horizontal spindle	2(Up)+2(Down)+2(Left)+2(Right)
	Boring head power	2.2 kW / 4000 rpm
Working range	Min. width of workpiece	50 mm
	Max. width of workpiece	MB52/18:1000 mm / MB52D/19:1200 mm
	Min. length of workpiece	180 mm
	Max. Thickness of workpiece	50 mm
Other parameters	Working voltage	380V/50Hz
	Working air pressure	0.6-0.8 Mpa
	Packing size	MB52:3100 x 2300 x 2000 mm
		MB52D:3220 x 2300 x 2000 mm
	Total power	MB52:5.8kW / MB52D:8 kW
	Vacuum port	Ø125 mm
	Weight	2300 kg

Hinge & Handle Hole Drilling Machine



MB202 Hinge Drilling Machine




- ① Drilling from bottom of board, keep board clean without dust
- ② With dust collection hole, can clean dust easily



MB2051

Hinge & Handle Hole Drilling Machine



- ① Drilling from bottom of board, keep board clean without dust
- ② With dust collection hole, can clean dust easily

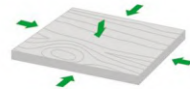
Technical Data

Model	MB201 (single-head)	MB202 (double-head)	MB204/MB205 (four/five-head)	MB2041 (4+1 head)	MB2051 (5+1 head)
Table size (mm)	350 x 1000	(380-670) x 1800	(380-670) x 2720	(380-670) x 2720	(380-670) x 2720
Total power (kW)	1.1	2.2	4.4/5.5	5.9	7
Qty of drilling unit (set)	1	2	4/5	4+1	5+1
Main spindle speed (r/min)	2800	2800	2800	2800	2800
Drilling depth (mm)	50	50	50	50	50
Compress air pressure (MPa)	0.6-0.8	0.6-0.8	0.6-0.8	0.6-0.8	0.6-0.8
Net weight (kg)	250	510	760/850	880	950

CNC Router




HE48LP CNC Machining Center
(Moving Bridge & Nesting Table)



Fastest processing speed is 12-22 m/min (According to the difference of cutters and materials, the speed will be different)
Cutting loss is only 6mm path
Multi-point vacuum adsorption table

W/Auto. Feeding table, Pusher, Out-feed Lifting table, and barcode scanner system.



Cutting material loss is only 6mm path



Hammer-type changing tool system



Imported 9V Drilling Group



Precision screw drive



Automatic lubricate setting



Pusher




Strong adsorption automatic feeding sucker


Technical Data

Model	HE48LP	HE48	HE30/HE40	HE48L
Working area	1220 x 2440 x 60 mm	1220 x 2440 x 60 mm	1220 x 2440 mm	1220 x 2440 mm
Traveling area	1320 x 2540 x 160 mm	1320 x 2540 x 160 mm	1320 x 2540 x 160 mm	1320 x 2540 x 160 mm
Idling speed	100 m/min	80 m/min	80 m/min	80 m/min
Working speed	12-22 m/min	12-20 m/min	12-20 m/min	12-20 m/min
Spindle power	9.0 kW (W/ATC)	9.0 kW (W/ATC)	HE30: 6 kW * 2 + 4.5 kW HE40: 6 kW * 2 + 4.5 kW * 2	9.0 kW
Spindle speed	24000 r/min	24000 r/min	18000 r/min	18000 r/min
Working voltage	AC380V / 3PH / 50Hz	AC380V / 3PH / 50Hz	AC380V / 3PH / 50Hz	AC380V / 3PH / 50Hz
Servo drive	Servo drive	Servo drive	Servo drive	Servo drive
Locate mode				
Table structure	Zone adsorption table	Zone adsorption table	Zone adsorption table	Zone adsorption table
Dimensions	10200 x 2630 x 2200 mm	3800 x 2630 x 2200 mm	3800 x 2300 x 2200 mm	8800 x 2300 x 2200 mm
Vacuum port	Ø200/Ø150	Ø200/Ø150	Ø200/Ø150	Ø150
Total power	31 kW	16 kW	HE30: 31.5 kW / HE40: 36 kW	24 kW
Total weights	3 T	1.7 T	HE30: 1.6 T/ HE40: 1.6 T	2.5 T


CNC Router



CNC Router



■ **HE48L** CNC Router
W/Auto. Feeding table, Pusher
and Out-feed Lifting table.



Fastest processing speed is 12-20m/min (According to the difference of cutters and materials, the speed will be different)
Cutting loss is only 6mm path
Multi-point vacuum adsorption table

■ **HE48**
CNC Router(W/ATC)



Automatic changing tools, optional: mudrills vertical & horizontal
Processing speed can reach to 12-20 mm/min (According to different cutters and materials, the speed will be different)
cutting loss is only 6 mm path
Automatic loading and unloading (optional)

■ **HE30(W/3 spindle) / HE40(W/4 spindle)**
CNC Router



Fastest processing speed is 12-20m/min (According to the difference of cutters and materials, the speed will be different)
Cutting loss is only 6mm path
Multi-point vacuum adsorption table



CNC Router

NM-48

CNC Router

- Heavy duty design with cast iron column support.
- Rigid machine base design.
- Pneumatic rod control of guide.
- Efficiency vacuum pump 5.5kw.
- Precision machining quality control.
- Six vacuum zone and T-slot table.
- HSD Italy power spindle.



Technical Data

Model	NM-48
Working area	1,280 mm x 2,440 mm x 150 mm
Working table material	PVC
Table design	Vacuum (6) and T-slot (4)
Linear rail guide	Linear guide 25 mm / Taiwan
X-Y movement	Rack and pinion / Taiwan
X-Y drive reducer	Planetary type gear reducer / SHIMPO/Japan
Z movement	Ball screw drive/25 mm / Taiwan
Z speed reduce	Z axis direct drive by motor
Max. speed	35,000 mm/min
Max. cutting speed	25,000 mm/min
*Spindle	6 kW/Air cooling/HSD/ Italy
Spindle speed	18,000 rpm
Inverter power	7.5 kW/Delta / Taiwan
*Drive motors	Stepper
Software	Router 8 / France
Pneumatic rod	3 Nos. Adjustable (X&Z Y&1)
Collet	ER32-16 mm, 12.7 mm, 6 mm
Controls	Weihong NC STUDIO/DSP/China
Vacuum pump	High efficiency vacuum pump 5.5 kW
Linear guide rail	With dust proof and self-lubricating

NA-48

CNC Router



Technical Data

Model	NA-48
Auto tools changer	8 position tools changer/ Linear style
Table size	1,220 mm x 2,440 mm x 150 mm
Working stroke	1,320 mm x 2,540 mm x 200 mm
Machine size	1,950 x 3,350 mm
Working table material	Hard PVC
Working table design	Vacuum & T-slot (four vacuum zones)
Position pin stops	3 Pneumatic rods / movable / Y-2&X-2
Reposition accuracy	0.002 mm
Resolutions	0.003 mm
Linear rail guide	Linear guide Ø25 square/AMT / Taiwan
X-Y movement	Rack and pinion / M1.5 / Taiwan
X-Y drive reducer	Planetary type reducer / SHIMPO/60W /1:8 / Japan
Z movement	Ball screw drive/25 mm / PMI / Taiwan
Z speed/reduce	Z axis direct drive by motor
Max. speed	60,000 mm/min
Max. cutting speed	35,000 mm/min
Spindle	9 kW/Air cooling/HSD/ ISO 30 / ATC / Italy
Spindle speed	24,000 rpm
Inverter power	11 kW / Delta / Taiwan
Drive motors	Servo system / 400W / Yaskawa / Japan
Working voltage	AC380V / 50-60Hz, 30phase
Command code	G code
Computer interface	USB 2.2 / RS32
Tools shank	ISO30-ER32
Collets	ER32-16 mm, 12.7 mm, 6 mm
Software	Router 8 Software / France
Controls	SYNTEK / 19" screen / Mouse & Keyboard / Taiwan
Vacuum pump	4KW/Air cooling / German Becker
Packing dimensions	3500 x 2000 x 2000 mm, N.W.-1600 kg/ G.W.-1750kg
Equipment include	a. Separately Electric cabinet with fans c. Automatic Oil lubrication linear rail system d. Clamps and vacuum fitting
Working voltage	380V / 50-60HZ

Cold Press



CP48/50/1
Hydraulic Cold Press



CP44/25/2
Hydraulic 2 Phase Cold Press



CP43/25/4
Hydraulic 4 Phase Cold Press



CP44/25/3
Hydraulic 3 Phase Cold Press

MODEL	CP48/50/1	CP44/25/2	CP44/25/3	CP43/25/4
Press Board Dimensions	2500 x 1250 mm	1250 x 1240 mm x 2	1250 x 1000 mm x 3	1250 x 750 mm x 4
Max Pressure	50 T	25 T x 2	25 T x 3	25 T x 4
Max Opening	1000 mm	1000 mm	1000 mm	1000 mm
Installed Power	4 kW	4 kW	4 kW	4 kW
Overall Dimensions	3000 x 1250 x 3050 mm	3000 x 1250 x 3050 mm	3600 x 1250 x 3150 mm	3600 x 1250 x 3150 mm




CP48/500/1
Hydraulic Cold Press (with Roller Device)



CP48/100/1
Hydraulic Cold Press
(with Roller Device)

MODEL	CP48/100/1	CP48/500/1
Press Board Dimensions	2500 x 1300 mm	2500 x 1300 mm
Max Pressure	100 T	500 T
Max Opening	1000 mm	1000 mm
Min Opening	-	400 mm
Rolling Device	4 Groups	4 Groups x 10
Capacity Rolling	2000 kgs	2000 kgs
Quantity of Oil Cylinder	-	Main Ø380 x 2 pcs / Vice Ø160 x 1 pcs
Installed Power	5.5 kW	7.5 kW
Overall Dimensions	3000 x 1300 x 3280 mm	4200 x 1300 x 3500 mm



HP48/120/1

One Layer

MODEL	HP48/100/1	HP48/120/1	HP48/160/1
Total pressure	100 tons	120 tons	160 tons
Unit Pressure	0.32 Mpa (3.2 kgf/cm ²)		
Hot Platen Size	42 x 1300 x 2500 mm		
	(Solid steel drilled hot platen covered with mylar)		
Effective Working Area	1240 x 2460 mm		
Working Layer	1 layer		
Opening	380 mm		
Hot Platen No.	2 pcs		
Oil Cylinder No. and Diameter	6 pcs / Ø85 mm	8 pcs / Ø85 mm	8 pcs / Ø85 mm
Installation Power of Liquid Pressure System	4 kW		
Hot Platen Opening Way	Automatic		
Heating Way	Electric heated with thermal oil		
Pump Power	0.75 kW		
Heating Power	18 kW		
The Highest Temperature	120°C		
Overall Dimensions	3575 x 1655 x 2025 mm		
Gross Weight	About 5000 kgs		



HP48/160/3

Three Layers

MODEL	HP48/120/3	HP48/160/3
Total pressure	120 tons	160 tons
Unit Pressure	0.53 Mpa (5.3 kgf/cm ²)	
Hot Platen Size	42 x 1300 x 2500 mm	
	(Solid steel drilled hot platen covered with mylar)	
Effective Working Area	1240 x 2460 mm	
Working Layer	3 layers	
Opening	120 mm	
Hot Platen No.	4 pcs	
Oil Cylinder No. and Diameter	10 pcs / Ø85 mm	
Installation Power of Liquid Pressure System	4 kW	
Hot Platen Opening Way	Automatic	
Heating Way	Electric heated with thermal oil	
Pump Power	0.75 kW	
Heating Power	36 kW	
The Highest Temperature	120°C	
Overall Dimensions	3550 x 1645 x 2200 mm	
Gross Weight	About 8000 kgs	

Lifting Table



■ **LT37/2U**
Hydraulic Lifting Table
(with Universal Wheel Device)

MODEL	LT37/2U
Workpiece Dimensions	2000 x 1000 mm
Max Loading	2t
Min Height	400 mm
Valid Lifting Height	1000 mm
Dia of Universal Wheel	Ø30 mm
Distance of Universal Wheel	200 mm
Quantity of Universal Wheel	5 rows
Dia of Oil Cylinder	Ø80 x 2 pcs
Overall Dimensions	2000 x 1000 x 400 mm
Net Weight	800 kgs



■ Feed Roller Machine
(customer order size)



■ **LT48/3R**
Hydraulic Lifting Table
(with Roller Device)


MODEL	LT48/3R
Workpiece Dimensions	2500 x 1300 mm
Max Loading	3t
Min Height	500 mm
Valid Lifting Height	1200 mm
Dia of Roller	Ø50 mm
Roller Length	200 mm
Roller Distance	200 mm
Quantity of Roller	2 rows
Dia of Oil Cylinder	Ø85 x 2 pcs
Overall Dimensions	2500 x 1300 x 500 mm
Net Weight	1300 kgs




■ **LT48/3**
Hydraulic Lifting Table

MODEL	LT48/3
Workpiece Dimensions	2500 x 1300 mm
Max Loading	3t
Min Height	480 mm
Valid Lifting Height	1200 mm
Dia of Oil Cylinder	Ø85 x 2 pcs
Overall Dimensions	2500 x 1300 x 480 mm
Net Weight	1280 kgs

Glue Spreader



■ **GS6213**
Double Face Glue Spreader



This pressing spindle is made with the stainless steel. It has advance features such as anti-corrosion, strong rigidity, wearable resistance etc.



■ **GS6213A**
Double Face Glue Spreader

MODEL	GS6213 Double Side	GS6113 Single Side	GS6206 Double Side	GS6106 Single Side	GS6213A Special Customer-made Product
Max Gluing Width	1300 mm	1300 mm	630 mm	630 mm	1300 mm
Gluing Speed	33 r/min	33 r/min	33 r/min	33 r/min	83 r/min
Max Gluing Thickness	80 mm	80 mm	80 mm	80 mm	80 mm
Installed Power	2.2 kW	2.2 kW	2.2 kW	2.2 kW	2.2 kW
Overall Size (L x W x H)	2350 x 900 x 1400 mm	2350 x 900 x 1400 mm	1550 x 900 x 1400 mm	1550 x 900 x 1400 mm	2350 x 900 x 1400 mm
Net Weight	880 kgs	780 kgs	750 kgs	700 kgs	1000 kgs