

THE NINTH QUADRANT

Powered by Macroficial Intelligence

Jan-Apr 2025



ONLINE
STATS



www.doped.co.in

120 DAYS

334 UNIQUE VISITORS

560 SITE SESSIONS



2% ▲



3% ▲



28% ▲
Mobile
sessions

(via Hostinger Analytics)



Follow us: [@doped.cdsrc](https://www.instagram.com/doped.cdsrc)



Subscribe: [@doped_cdsrc](https://www.youtube.com/doped_cdsrc)

PATIENT
STATS

980

PREVENTIVE

45

RESTORATIVE

13

INTERCEPTIVE

1163

PULP THERAPIES

04

SPECIAL CASES

The Ninth Quadrant is one of the many attempts of the **Department of Pediatric & Preventive Dentistry at the College of Dental Sciences & Research Centre (Ahmedabad, India)** to impart dental education and engage young scholars in scientific reading & writing. This newsletter is a triannual publication. We welcome potential contributors to send us an email at bopalpedo@gmail.com.



DENTAL NEWS

- 1. Delhi announced free dental checkups:
<https://bit.ly/3GcQcRb>
- 2. AIDSA demands dental dep...: <https://bit.ly/42Xf3jj>
- 3. National Dentist Day:
<https://bit.ly/4lqvRI2>



Wilhelm
Balters
Bionator



Emil Herbst
Herbst
Appliance

INVENTORS

RECOMMENDATIONS

READING

Kennedy's Pediatric
Operative Dentistry for
Pulp Therapy

LISTENING

Newly Erupted podcast
on Spotify

TV SERIES

Cells at Work

SOCIAL MEDIA
HANDLE

YouTube:
[@doped_cdsr](#)

WEBSITE

<https://jane.biosemantics.org/> for finding
journals

SOFTWARE Rayyan
for Systematic Review

APPLICATION
Tooth SOS

LISTEN UP!

TRY THIS AI
PROMPT

“Design a comic strip
about first dental visit”

BEWARE OF
Annals of International
Medical & Dental
Research

BE AWARE OF
British Dental Journal

DENTAL QUIZ

- 1. Name a fixed bilateral mandibular space maintainer.
- 2. Which tooth-numbering system is called a 2-digit system?
- 3. Who gave the sixth class in G.V. Black's classification?



Rolf Frankel
Functional
Regulator



Vigo
Andresen
Activator

INVENTORS

CLINICAL
CONUNDRUM

IN WHICH CASES
SHOULD WE OPT
FOR LSTR?

Both these pulp therapies are used for non-vital primary teeth. However, Lesion Sterilization & Tissue Repair (LSTR) is opted for when a tooth shows severe pathologic root resorption or purulent discharge from radicular pulp, and needs to be maintained for less than twelve months. Following the procedure, in subsequent follow-up visits, pretreatment clinical signs & symptoms must resolve, and radiolucent lesions seen on radiograph must be replaced by bone deposition.

BEHAVE!

TELL-FEEL-DO

WHAT

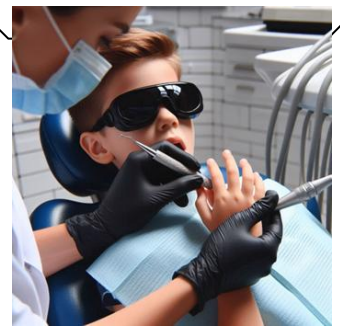
A modification of Tell-Show-Do

WHEN

For visually impaired children

HOW

Two of the visually impaired patient's senses are activated (touch and smell) to help them get acquainted to the dental instruments and to experience a pleasant environment.





DOWNLOAD THIS
<http://bit.ly/4j6Clu4>

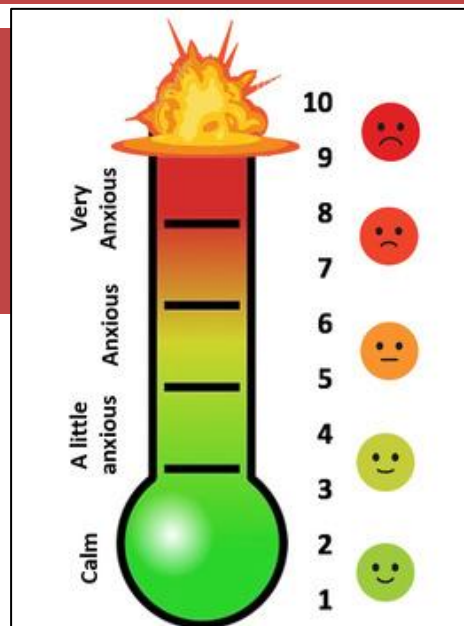
CHECK THIS OUT
<https://www.doped.co.in/thesis>

SCAN TO BE
A PART OF IT!



The anxiety thermometer is a scale first tested for validity and reliability by I.L.D. Houtman and F.C. Bakker in 1989. It helps in identifying state-anxiety of the patient based on how they rate their existing feelings on a Likert scale ranging from 1 to 10.

TIC-TAC-TOE



"I did not expect my restless child to sit still and follow the doctor's instructions. The efforts of the kids' dental team are appreciable."

- Mother of a 7-year-old girl who went through two pulpectomies

SUPERNUMERARY TEETH (ST)

MESIODENS	In between the maxillary central incisors
PARAINCISOR	Lateral to the midline in either arch
PARAPREMOLAR	Between the premolars
DISTOMOLAR	Distal to second maxillary molar
PARACANINE	In the canine region & conical in shape
SUPPLEMENTAL	ST that are of normal size and shape
RUDIMENTARY	ST that are often smaller with altered shape

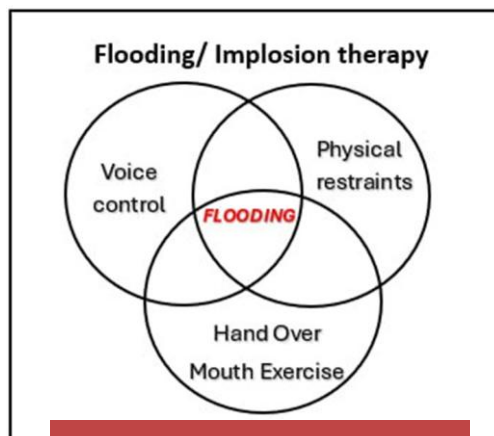
COMPILATION

OUTREACH PROGRAMS



MYTH: Dental X-rays are harmful for children.

TRUTH: Dental X-rays are safe and necessary for accurate diagnosis. Less exposure time and acceptable radiation levels in modern imaging systems ensures the safety of the procedure.



CONCEPT DIAGRAM

PATIENT FAQ



Q: Can I give half the adult dose/tablet to my child to relieve his/her dental pain?

A: No, the child should not be considered as a small adult. The doctor considers the age/weight of the patient to prescribe a medication. As the child is still in the growing phase, the ingredients of the adult medicine might cause side effects which at times can be severe too. If opting for an over-the-counter drug in an emergency, please ensure that the drug is formulated for an infant/child.

HOW-TO

CRIMP THE CROWN



No. 417 Crimping plier is used to crimp the gingival third of the stainless-steel crown. The plier must be “walked” through the entire crown continuously without lifting the plier. This results in a gradual bend in the gingival third of the crown which aids in soft tissue protection, prevention of cement leakage and for proper retention.

STERI- PPROTOCOL



After the appointment ends, allow water to flow through the 3-way syringe for 20-30 seconds. Remove the impervious barrier and disinfect it using wipes and chlorine-based products, or with mild dish/soap warm water. Autoclave the tip of the 3-way syringe according to manufacturer's instructions. Reattach the syringe and wrap it with an impervious barrier before the next patient.

FACT

Around the age of nine, a child has 12 deciduous and 12 permanent teeth.

DIET TIP

Fibrous foods stimulate saliva and neutralize acids, making them excellent foods for avoiding caries in children.

PREDENT PRUDENT

Consumption of xylitol in the third trimester of pregnancy can avoid the transmission of caries to the baby.

PEDIATRIC VALUE

In the absence of actual weight of a 3-5-year-old child, the safe assumption of a child's weight can be between 14-18 kg for drug prescription.

SO CLOSE

Dental Home: Establishment of a relationship between the pediatric dentist, child, and parent for anticipatory guidance & oral health care needs

HOME (hand-over-mouth-exercise): aversive behavior guidance technique for uncooperative children.

RESEARCH TIPS

HOW DO I KNOW IF A JOURNAL IS INDEXED IN THE DATABASE WHERE IT CLAIMS TO BE INDEXED IN?

A legitimate and reputed journal in biomedical literature is one which is indexed in one of the following databases: PubMed, Scopus, and Web of Science. Many illegitimate publication houses falsely claim a journal to be indexed in these databases, thereby making unaware and novice researchers fall prey to predatory publishing. To crosscheck a journal's indexing claims the following links should be used:

To check if a journal is indexed in PubMed, verify by entering its name in <https://www.ncbi.nlm.nih.gov/nlmcatalog/>

To check if a journal is indexed in Scopus, verify by entering its name in <https://www.scopus.com/sources.uri>

To check if a journal is indexed in Web of Science, verify by entering its name in <https://mjl.clarivate.com/home>

IT'S A DATE!

8th-10th Aug 2025: SAAPD Conference
21st July: National BLS and CPR Day

2nd-3rd Aug 2025: Hyderabad Dental Show
~10th Nov 2025: PGIMER Examination

PEDONOW

Willo's Autoflow+ is the world's first fully automated toothbrush for children between 5-13 years of age. It features a U-shaped brush connected to a main unit. It dispenses a toothpaste that is released within the U-brush in optimum quantity. Users can also connect the toothbrush unit to a mobile application through which parents can keep a trace of their child's brushing habits.



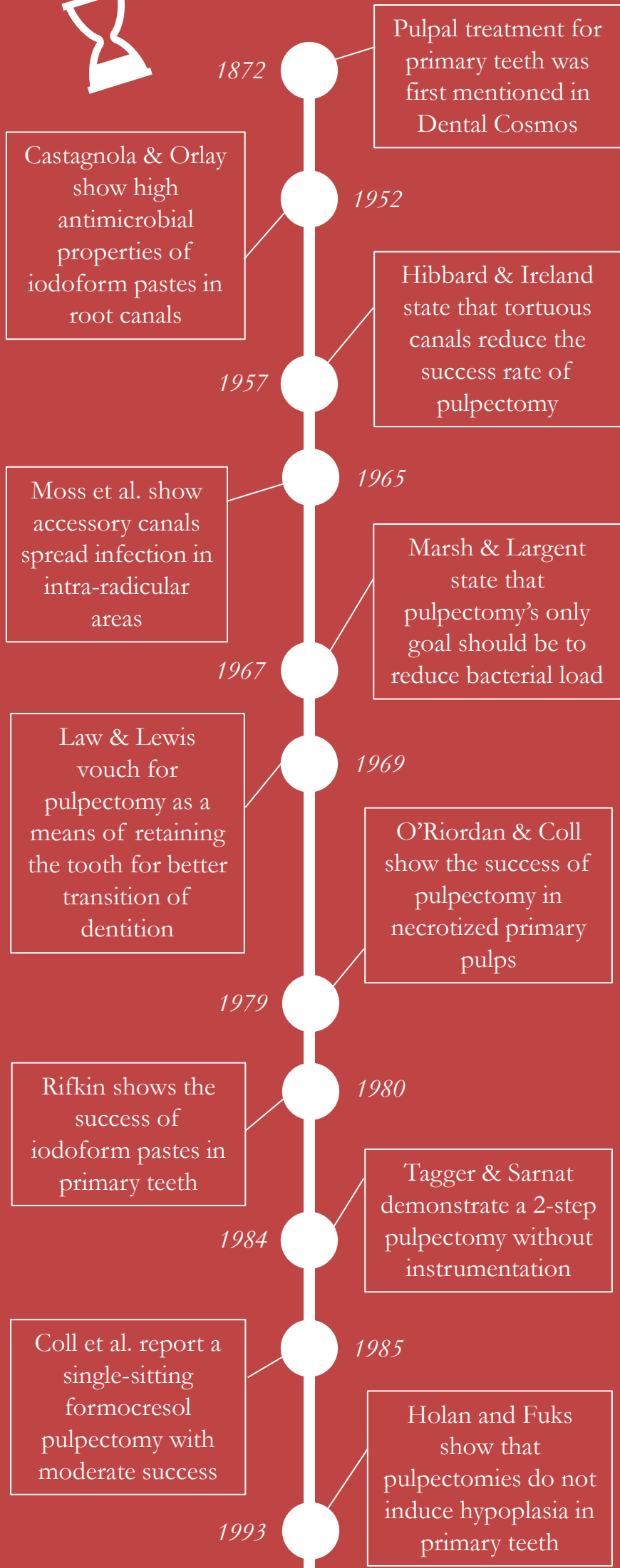
More: <https://bit.ly/4cAnyFD>

ODONTOINDIA

A team at Shiv Nadar Institute of Eminence in New Delhi have recently gained recognition for their work on Photoinduced Radical Polymerisation (PRP), an eco-friendly method for 3D-printing restorative materials in dentistry. The technique gained popularity as it skipped the need for heat, as it used light to trigger a series of reactions that bonded molecules together. It is also a solvent-free process, thus adding to its eco-friendliness.

Link to scientific article: <https://doi.org/10.1002/chem.202301844>

ODONTORETRO



A HISTORY OF PULPECTOMY BEFORE THE 21ST CENTURY

“Peaceful and patient-friendly since day one...” – A day in the life of Dinesh Gohel

Interview by Dr Krishna Dere

Note: The interview was originally taken in Gujarati. The following is a translated version of the interview.

Q. When did you begin giving your services to the department?

A. I began working in the department in 2007. So, this year I am completing 18 years in the department. Previously car driving was one of my jobs. Today I also work part-time in a telecom company.

Q. What is your routine each day in this department?

A. I come at 8.30 in the morning and work till 4 p.m. My tasks include department maintenance primarily. Most importantly I have to ensure that the housekeeping does its work efficiently. In addition, I help the faculty members and the post-graduate students and attend to whatever they seek help with. We have a manual system of managing case papers to which I contribute by ensuring that from the pedo (pediatric and preventive dentistry) department all entries are thoroughly recorded. Apart from this if we need the assistance of an electrician or plumber or any handyman service, I am a mediator in it.

Q. Would you like to share your experiences with the department?

A. I won't say there are any good or bad experiences specifically. I would rather say there are challenges and memories that I have had. Since looking over the housekeeping is my domain, I often find it a challenging task due to the volatile employment of the workers. I am at peace working here in the department since day one. It has now become my comfort place. Yes, there are rare occurrences wherein I had my fair share of challenges with a few parents but I don't focus on it as I am glad to see that the child departs after receiving all the

treatment that he/she needs.

Q. What changes have you observed in the department over the years?

A. The biggest change that I have seen is in how the passing generations have changed the students' attitude. At times I believe that there is a lack of reliability or empathy of students towards the patients. Though they are extremely efficient in carrying out the treatments, there is an emotional bond that I don't see them making with the patients.

Q. What aspect of this department pleases you the most?

A. The department has been patient-friendly and peaceful since day one and it has maintained this standard. I understand that we welcome young patients and I do see that efforts are made to ensure that the treatment is completed in the least number of appointments possible. Every patient and parent are approached equally and attended to properly.

Q. Which area of this department do you like the most?

A. The reception table and the room allotted to us (laughs). That is my happy place.

Q. Can you provide any suggestions on how this department can be improved?

A. Not much. The only upgrades this department requires is perhaps in terms of maintenance, but I believe the administrators are the best judge for this.



Mr Dinesh Gohel

Department of Pediatric &
Preventive Dentistry
College of Dental Sciences and
Research Centre, Ahmedabad, India



SPOT THE DIFFERENCES

TICK THE AI-GENERATED IMAGE



ONE-MINUTE GAME

Write a list of all bones you know in 60 seconds.

ANAGRAM SOLVER

XPEMAPT
CROSSEU
GNETHIET

GOING WITH THE FLOW



CLASSIC AD



Kristin Holt | Victorian Era Dentistry Advertisements. Vintage Ad for Cocaine Toothache Drops, registered March 1885.

VINTAGE



Key authors to refer to for Minimal Intervention Dentistry

PEEKABOO

Can you identify what the image depicts?



Answer: Dimpling effect seen on a Biofilx crown. The dimple is formed in areas of high occlusal load.

COURSE OVERVIEW

Government Dental College and Hospital, Nagpur has taken a major step to bridge dentistry to sports science by announcing India's first sports dentistry fellowship which is approved by Maharashtra University of Health Sciences, Nashik. This course will include not only the academic and clinical training but also research projects. The students will have exposure in dealing with sports related dental injuries.



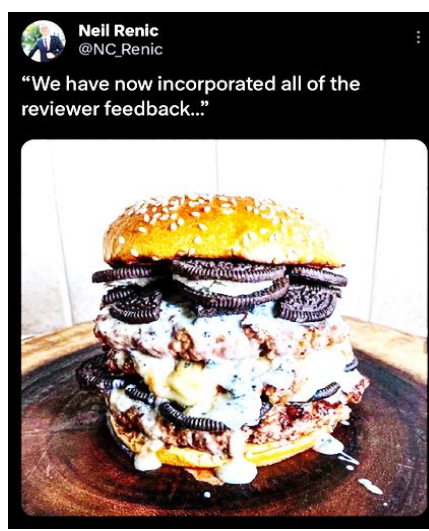
VOGUE

Wearable dosimeters are a part of the personal protective equipment that measure the amount of ionizing radiation that clinicians are exposed to.

CLINICAL DECOR



Ceiling-mounted multimedia screens are one of the features used in dental clinics featuring pediatric dental treatments. They act as a mode of audiovisual distraction.



ACADEMEMEICS

DENTAL TREATMENT IN PREGNANT PATIENTS

FIRST TRIMESTER

PROCEDURES THAT CAN BE CARRIED OUT- PERIODONTAL PROPHYLAXIS AND EMERGENCY PROCEDURE ONLY

CHANGES SEEN IN PREGNANCY	RESULT	DENTAL EFFECT	MANAGEMENT
CHANGES IN PROGESTERONE INFLUENCE STRUCTURE WITH IN SMOOTH MUSCLES	VOMITING	EROSION OF TEETH	CHAIR POSITION - UPRIGHT
POSTURAL HYPOTENSION	SYNCOPE	SOFT TISSUE INJURY	CHAIR POSITION- UPRIGHT PREVENTION - NO SUDDEN MOVEMENTS
INCREASE PROGESTERONE AND ESTROGEN	PREGNANCY GINGIVITIS	BLEEDING GUMS GINGIVAL ENLARGEMENT	VIT C SUPPLEMENTS CHLORHEXIDINE MOUTHWASH



SECOND TRIMESTER (SAFEST FOR DENTAL TREATMENT)

- PROCEDURES THAT CAN BE CARRIED OUT-SCALING, POLISHING, CURETTAGE, CONTROL OF ACTIVE ORAL LESIONS,AND ELECTIVE DENTAL CARE
- IN CASE OF DENTAL IMAGING ALARA PRINCIPLE (AS LOW AS REASONABLY ACHIEVABLE) SHOULD BE USED
- TEETH FORMATION STARTS

CHANGES SEEN IN PREGNANCY	RESULT	MANAGEMENT
FREQUENCY OF URINATION INCREASES	HINDRANCE IN DENTAL TREATMENT	USE RESTROOM BEFORE STARTING OF PROCEDURE CHAIR POSITION- LEFT LATERAL POSITION
INCREASE PROGESTERONE LEVEL	HEARTBURN NAUSEA	CHAIR POSITION -UPRIGHT

THIRD TRIMESTER

- PROCEDURES THAT CAN BE CARRIED OUT - SCALING AND CURETTAGE
- ELECTIVE DENTAL PROCEDURES SHOULD BE AVOIDED AFTER 2ND HALF OF THIRD TRIMESTER

CHANGES SEEN IN PREGNANCY	RESULT	MANAGEMENT
INCREASE IN FOETUS GROWTH	HEARTBURN NAUSEA	CHAIR POSITION - SEMI RECLINED
FOETUS COMPRESSES INFERIOR VENA CAVA DUE TO WHICH VENOUS OUTPUT DECREASES	SUPINE HYPOTENSION SYNDROME SYNCOPE	CHAIR POSITION - LEFT LATERAL POSITION



DINESH, A. ET AL. (2014) 'DENTAL TREATMENT - A DILEMMA FOR PREGNANT MOTHERS - PART I', JOURNAL OF ACADEMY OF DENTAL EDUCATION, I, PP. 26-32. DOI:10.1031/JADE/2014/2393.

THE SILLY SENSE

An opportunity for the ones who dare!
Stand a chance to be published in our forthcoming edition!



Write in no more than 400 words on one of the following topics:

- Cricket and pediatric dentistry
- A detective tale on the 'Murder of the first primary molar'
- A visual depiction of things that go inside a dental student's brain

THANK YOU CONTRIBUTORS

Prof Dr Anup Panda • Prof Dr Krishna Dere • Prof Dr Mira Virda
Dr Jina Jani • Dr Deepika Chari • Dr Balraj Shukla
Dinesh Gohel • Rakesh Vaniya • Dr Dhruvee Gangani
Vama Mehta • Jeni Modi • Shubham Parikh

THE TOOTH AND...
THE EAR

Teething is the eruption of the first teeth through an infant's gums. Its symptoms include fever, vomiting, gum swelling, irritation, drooling of saliva, etc. Ear pain during teething is referred pain, as the jaw nerves are closely related to the ear. Parents might mistake the ear as the source of pain when the actual reason is the primary teeth. Medical care must be sought if a long-lasting pain is accompanied by fever, and fluid discharge is visible from the ears.

WAVELENGTH

“The Department of Pediatric & Preventive Dentistry is a vibrant environment. The environment is lighter and colourful, just what a child would want. Decorated walls, bright posters, a play area filled with toys characterize the department. For students, there is a supportive environment where mistakes are treated as learning opportunities, especially because pediatric dentistry requires gentle practice and experience. A student's patience and creativity is put to test in special cases as parental anxiety and expectation need to be dealt with. As students, we develop clinical skills and emotional intelligence. After the posting concludes we do feel more compassionate and attentive while attending patients.” – Final year student at CDSRC, Ahmedabad.