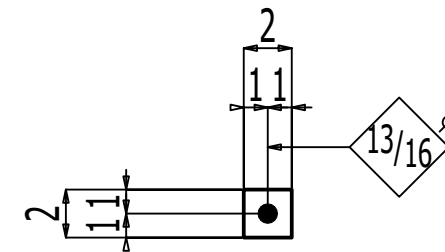
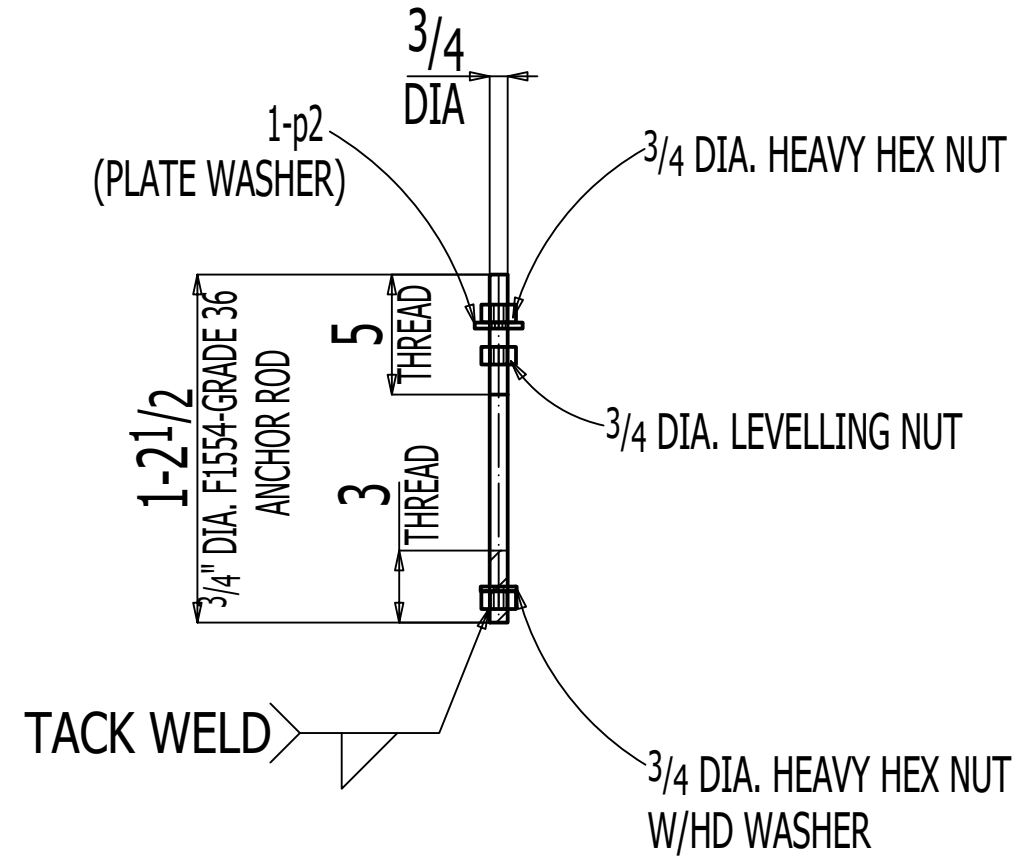


BILL OF MATERIAL

LINE #	QTY TOTAL	PC MARK	DESCRIPTION	LENGTH	STEEL GRADE	REMARKS	WEIGHT TOTAL
117	1AB1		ANCHOR ROD				246
117	1AB1		3/4" DIA ANCHOR ROD	1 2 1/2	F1554 GR36		213
117	p2		PL 1/4x2	0 2	A36		33
234			3/4 DIA HEAVY HEX NUT		A563		
117			3/4 DIA LEVELLING NUT		A563		
117			3/4 HD WASHER		F436		

Total weight : 246



126 PL 1/4x2x0-2 p2

GRADE: A36

117 ANCHOR RODS 1AB1

REV	DATE	DESCRIPTION
-----	------	-------------

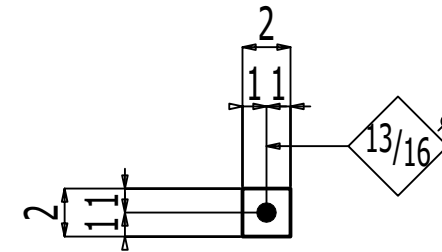
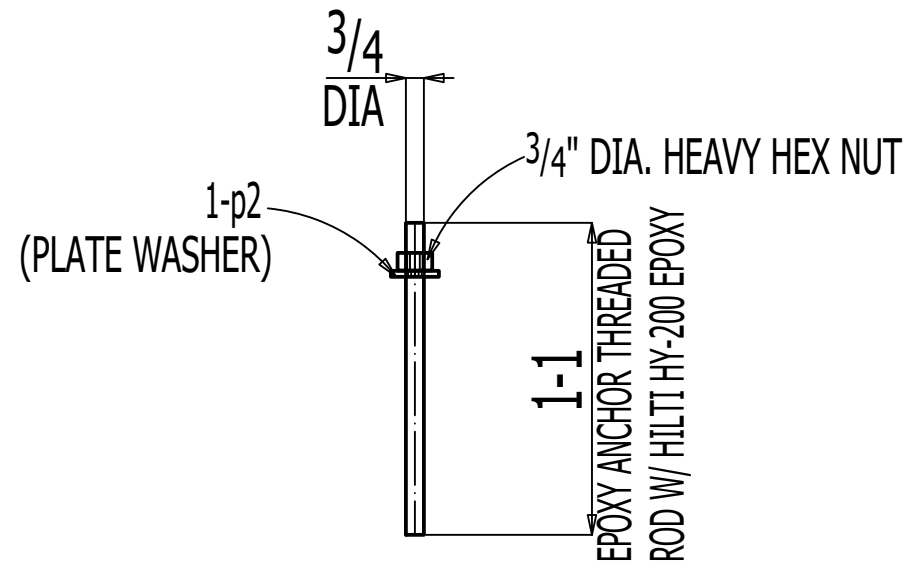
SAMPLE DRAWING

SHOP NOTES		PROJECT: -----		
ELECTRODE: E70XX UNO		CUSTOMER: -----		
CLEANING: -----		DETAIL: ANCHOR BOLT		
PAINT: NO PAINT	DRAWN: YSP DATE: 01-17-2025	JOB NO: ----	SHEET: 1	REV. A
E DWG. REF. :	CHECKED: DSP DATE: 01-17-2025			

BILL OF MATERIAL

LINE #	QTY TOTAL	PC MARK	DESCRIPTION	LENGTH	STEEL GRADE	REMARKS	WEIGHT TOTAL
	9	2AB1	THREADED ANCHOR ROD				17
	9	2AB1	3/4" DIA. THREADED EPOXY ANCHOR ROD W/ HILTI HY-200 EPOXY	1 1	F1554 GR36	W/HILTI HY-200 EPOXY	15
	9	p2	PL 1/4x2	0 2	A36		3
	9		3/4 HEAVY HEX NUT		A563		

Total weight : 17



126 PL 1/4x2x0-2 p2

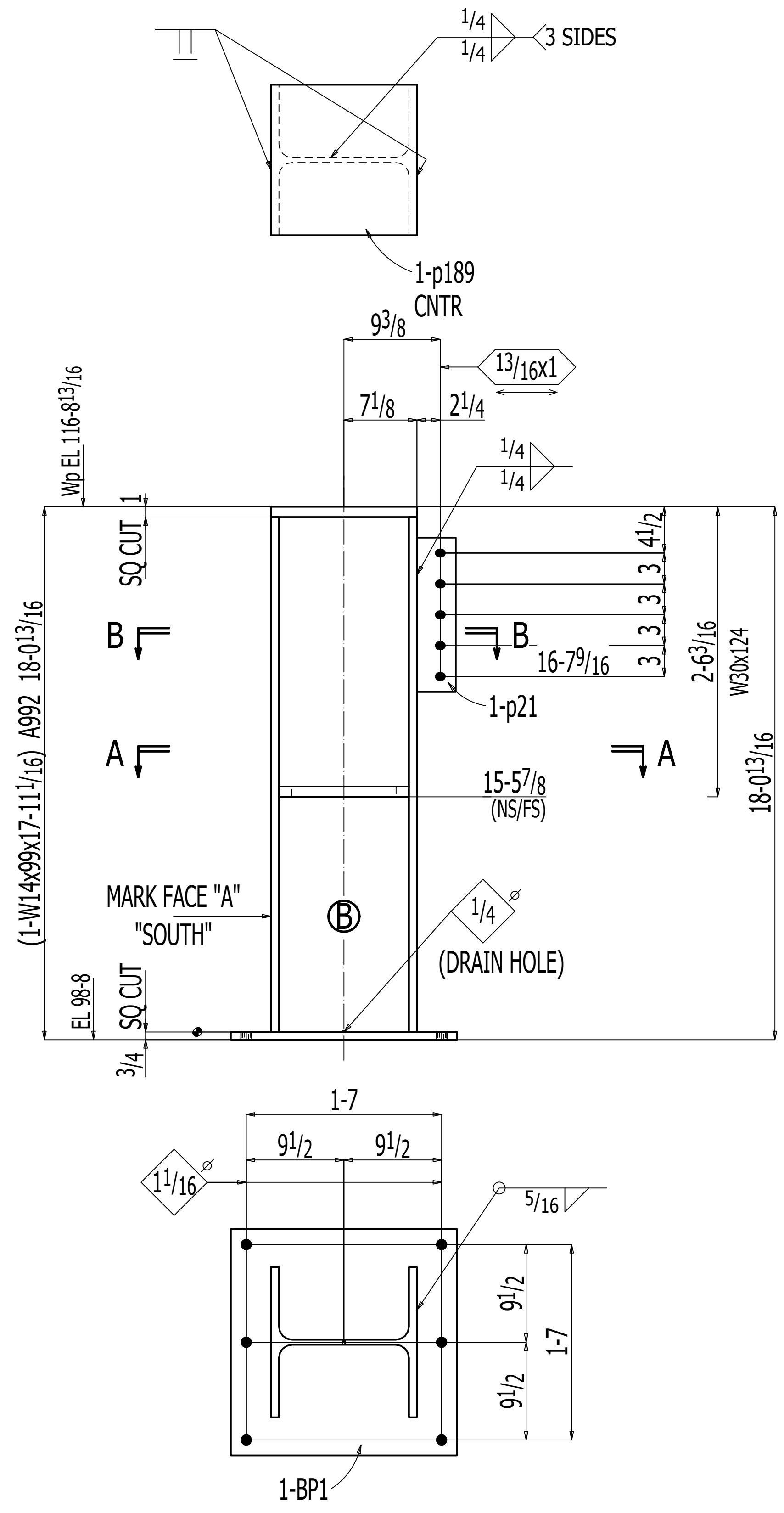
GRADE: A36

9 THREADED ANCHOR RODS 2AB1

REV	DATE	DESCRIPTION
-----	------	-------------

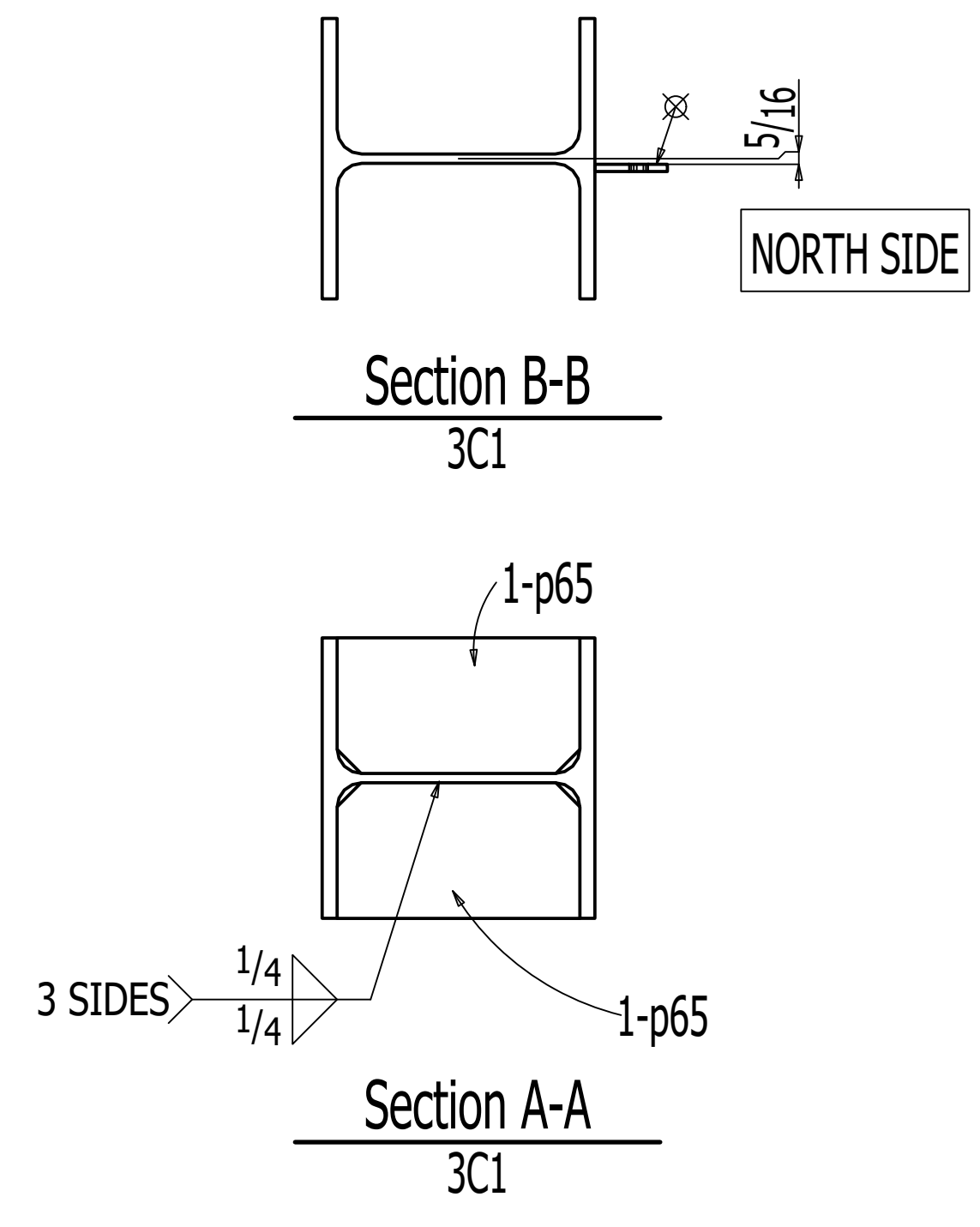
SAMPLE DRAWING

SHOP NOTES		PROJECT: -----		
ELECTRODE: E70XX UNO		CUSTOMER: -----		
CLEANING: -----		DETAIL: ANCHOR BOLT		
PAINT: NO PAINT	DRAWN: YSP DATE: 01-17-2025	JOB NO: ----	SHEET: 2	REV. A
E DWG. REF. :	CHECKED: DSP DATE: 01-17-2025			



ONE COLUMN 3C1

W	14 ³ / ₁₆ x1 ¹ / ₂	AT GRID:
F	145/8x3/4	4.5 & PE
K	2 ¹ / ₁₆ x1 ¹ / ₂	



BILL OF MATERIAL

LINE #	QTY	PC	MARK	DESCRIPTION	LENGTH	REMARKS	STEEL GRADE	WEIGHT TOTAL
ONE	3C1			COLUMN				1993
1	3C1			W14x99	17 11 ¹ / ₁₆	SIZE	A992	1774
1	p189			PL1x14 ⁹ / ₁₆	1 2 ⁵ / ₈		A36	59
2	p65			PL1x7 ¹ / ₁₆	1 0 ⁵ / ₈		A36	51
1	BP1			PL2 ¹ / ₁₆ x22	1 10		A36	103
1	p21			PL2 ³ / ₁₆ x3 ³ / ₄	1 3		A36	6

Total weight : 1993

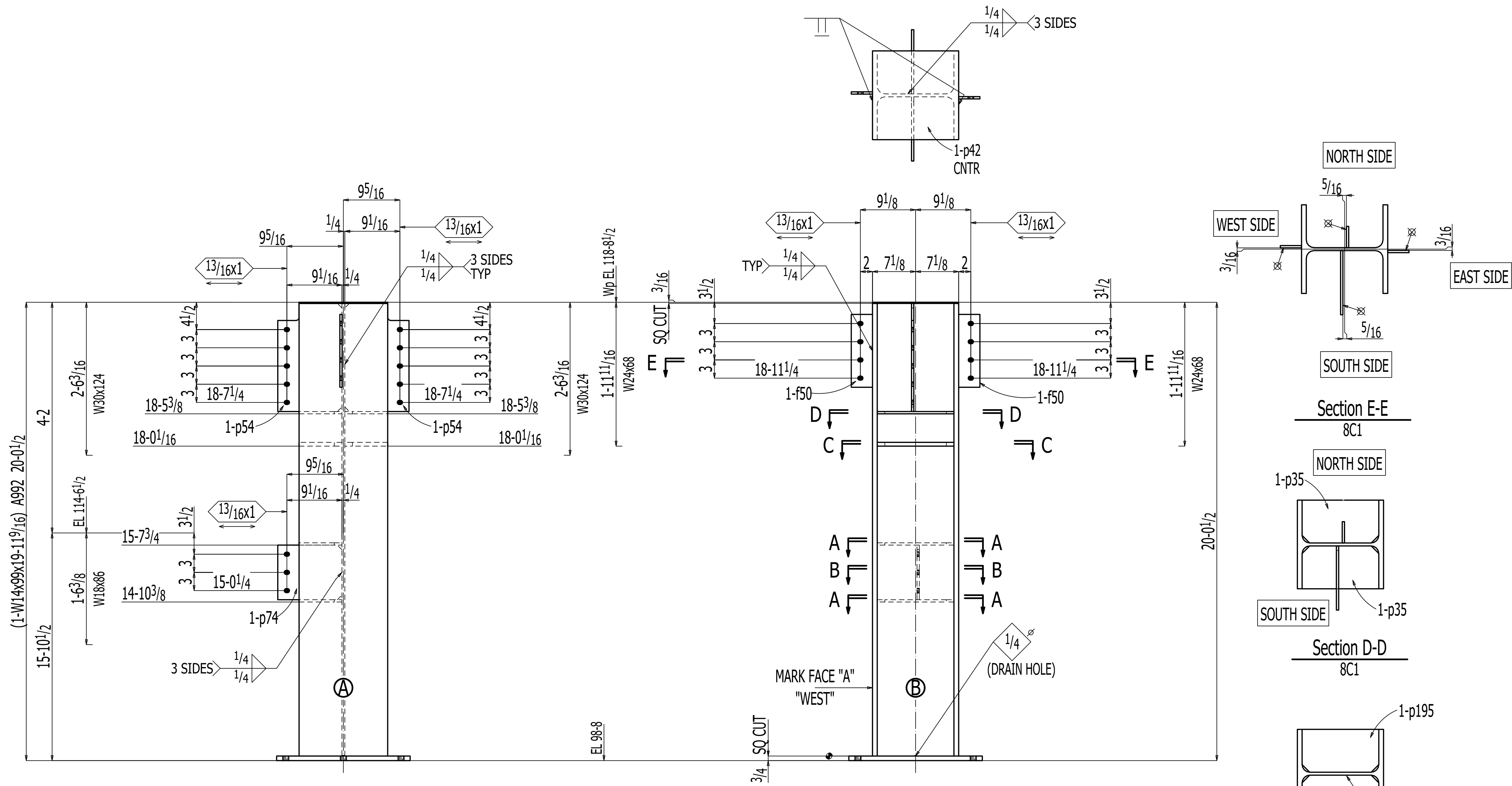
REV	DATE	DESCRIPTION

SAMPLE DRAWING

SHOP NOTES	PROJECT: -----
ELECTRODE: E70XX UNO	CUSTOMER: -----
CLEANING: SSPC-SP3	DETAIL: COLUMN DETAIL
PAIN: ONE SHOP COAT OF RED OXIDE PAINT	DRAWN: YSP DATE: 01-17-2025
E DWG. REF. :	CHECKED: DSP DATE: 01-17-2025
	JOB NO: -----
	SHEET: 3
	REV: A

BILL OF MATERIAL

LINE #	QTY	PC MARK	DESCRIPTION	LENGTH	REMARKS	STEEL GRADE	WEIGHT
ONE	8C1		COLUMN				2219
1	8C1	W14x99		19' 11 9/16"	SIZE	A992	1976
1	BP1	PL 3/8x22		1' 10"		A36	103
2	p195	PL 3/8x7 1/2		1' 0 5/8"		A36	32
2	p54	PL 3/8x10 9/16		1' 5 1/2"		A36	40
1	p74	PL 3/8x9		0' 10 9/16"		A36	10
4	p25	PL 3/8x7 1/2		1' 0 5/8"		A36	38
2	f50	FL 3/8x3 1/2		1' 0"		A36	8
1	p42	PL 3/8x14 1/2		1' 2 5/8"		A36	11
							Total weight : 2219



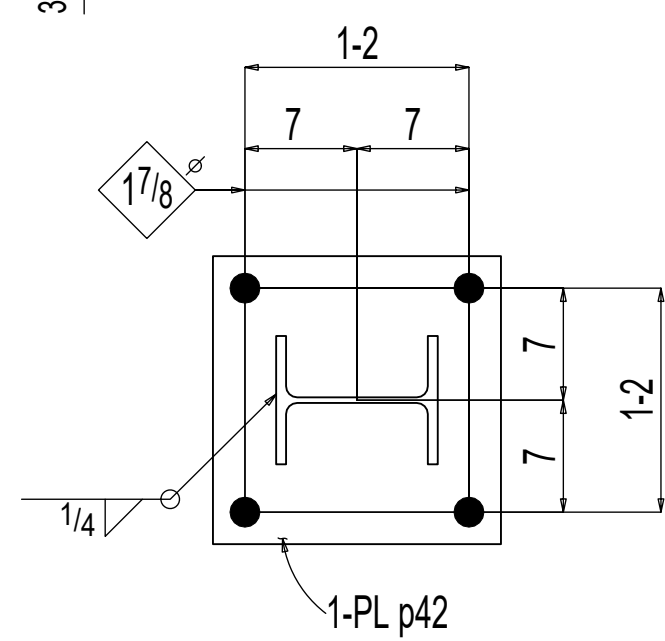
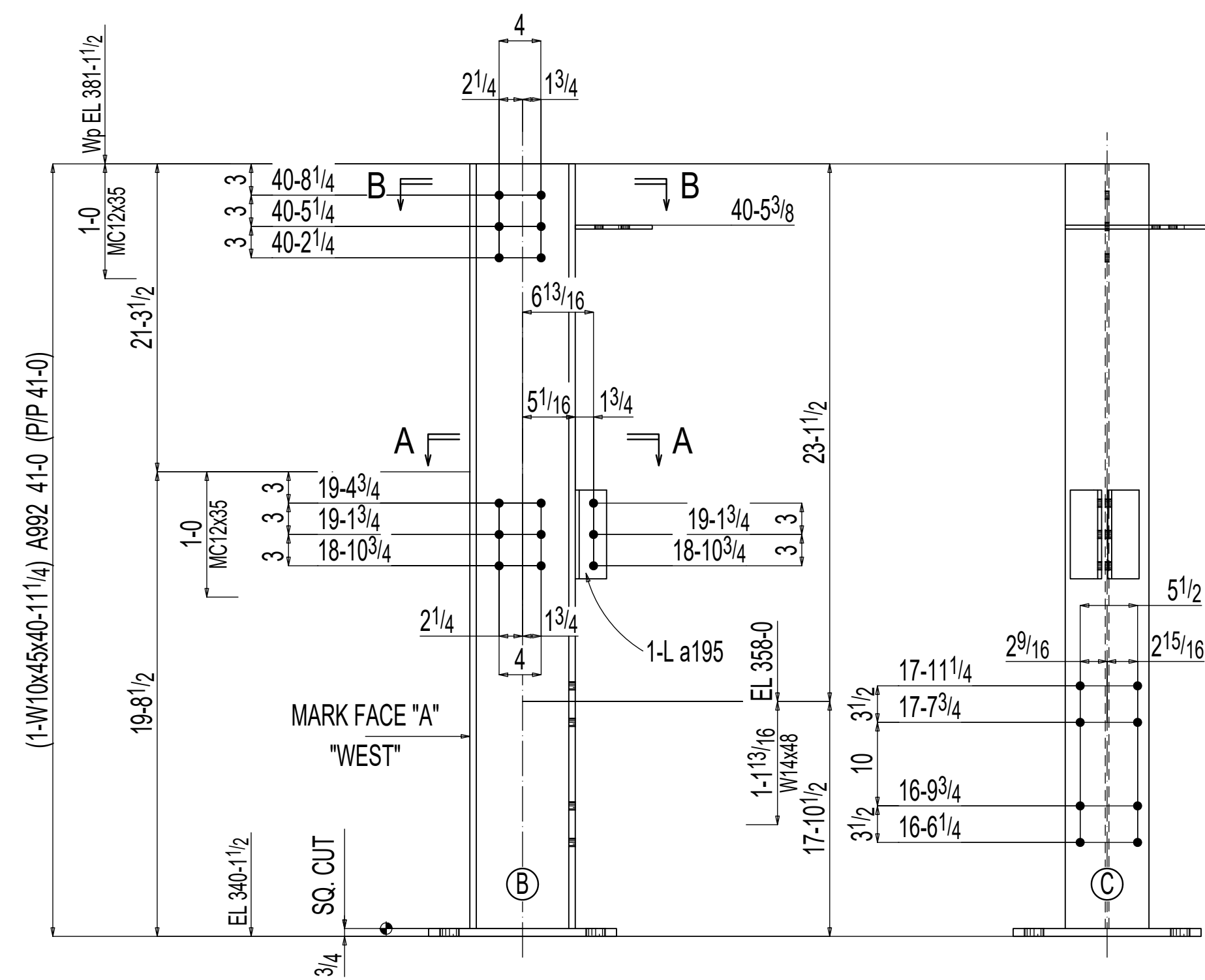
ONE COLUMN 8C1

W	14 3/16 x 1 1/2	AT GRID:
F	145/8 x 3/4	P5 & PB
K	2 1/16 x 1 1/2	

REV	DATE	DESCRIPTION

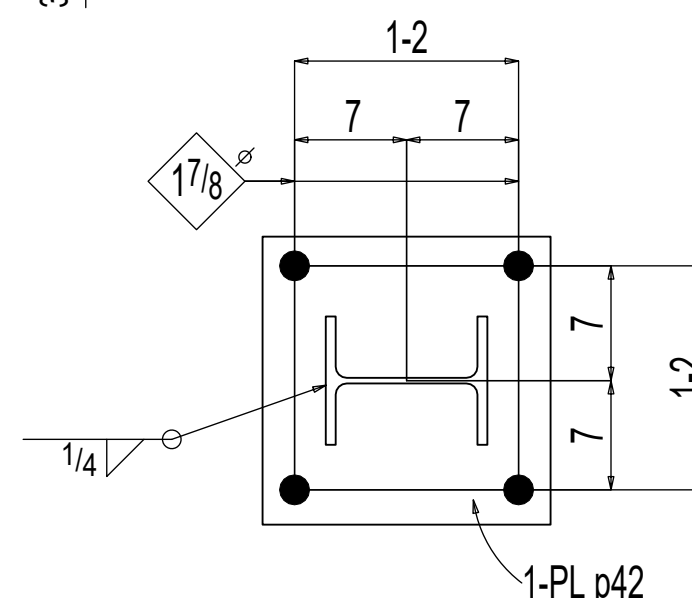
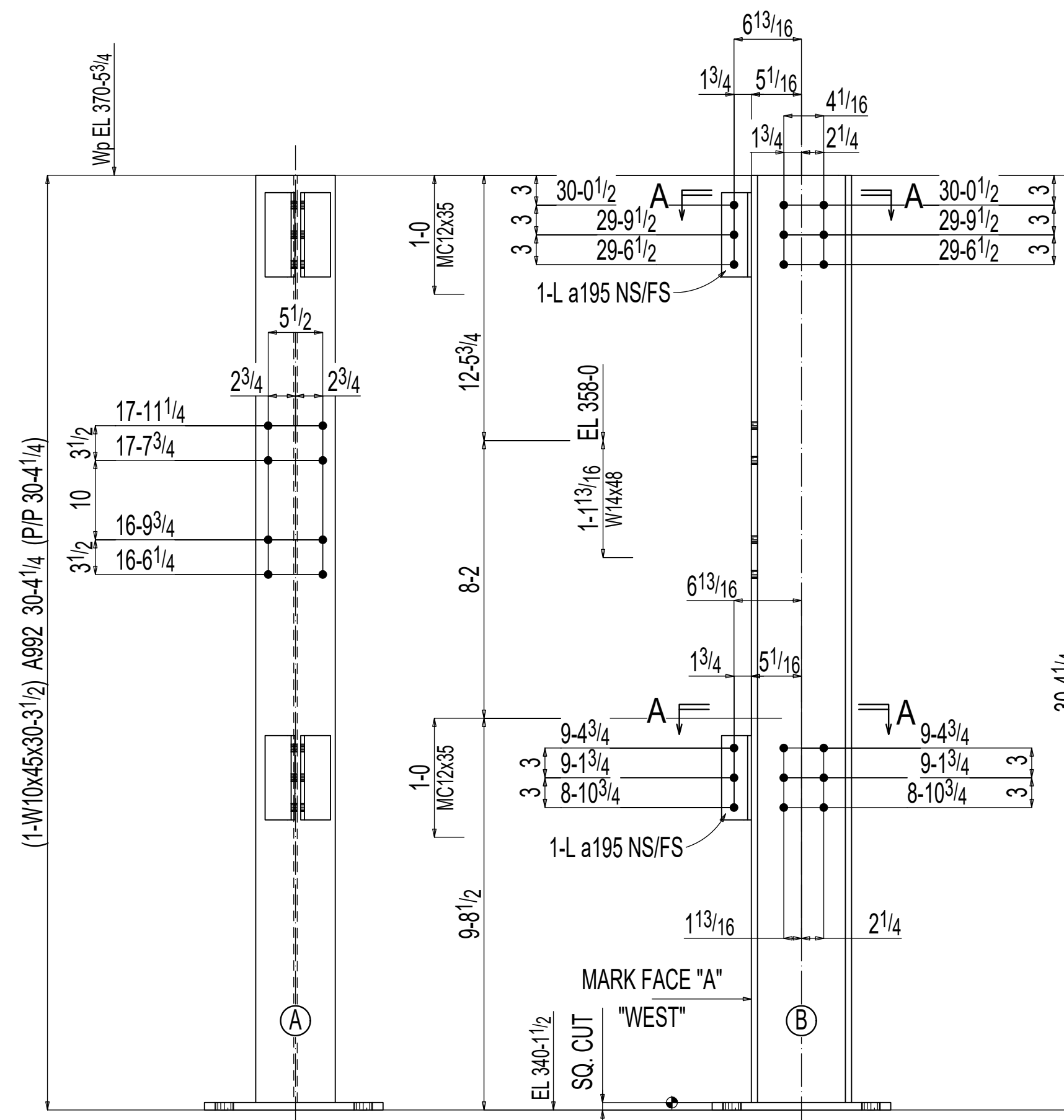
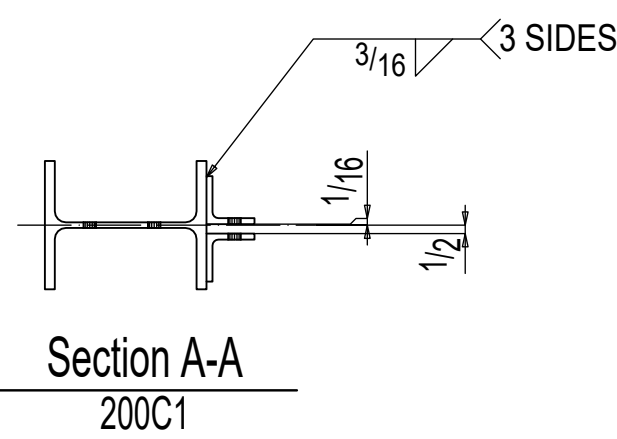
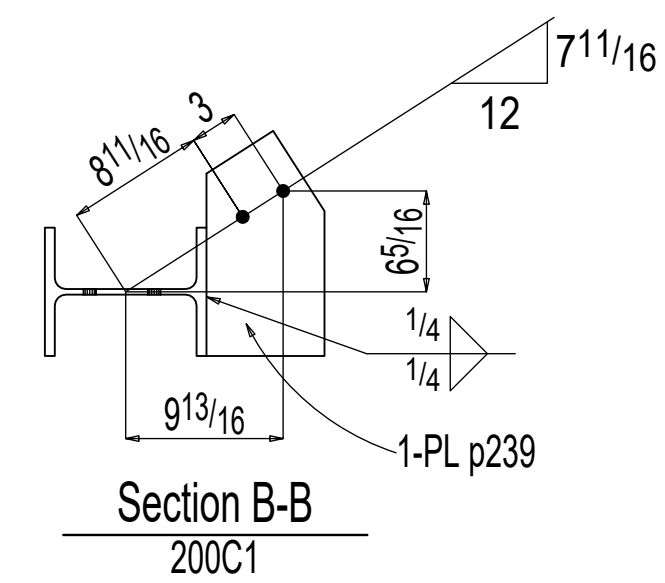
SAMPLE DRAWING

SHOP NOTES		PROJECT: -----		
ELECTRODE: E70XX UNO		CUSTOMER: -----		
CLEANING: SSPC-SP3	DETAIL: COLUMN DETAIL			
PAIN: ONE SHOP COAT OF RED OXIDE PAINT	DRAWN: YSP	JOB NO:	SHEET:	REV:
E DWG. REF. :	DATE: 01-17-2025	----	8	A
	CHECKED: DSP			
	DATE: 01-17-2025			



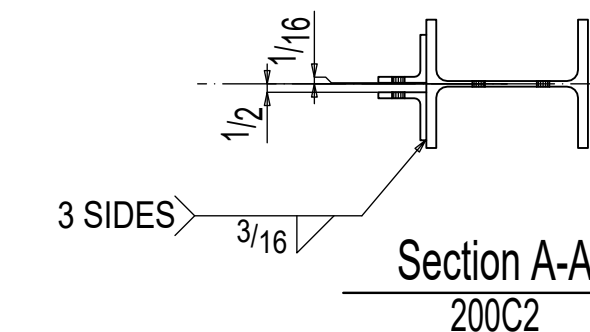
ONE COLUMN 200C1

W | 10¹/₈x3³/₈ AT GRID:
 F | 8x5⁵/₈ 4.15 & 4F
 K | 15¹/₁₆x7⁷/₈



ONE COLUMN 200C2

W | 10¹/₈x3³/₈ AT GRID:
 F | 8x5⁵/₈ 4G & 4.15
 K | 15¹/₁₆x7⁷/₈



BILL OF MATERIAL

QTY	PC	LENGTH	STEEL	REMARKS	FINISH
TOTAL	MARK	DESCRIPTION	GRADE		
ONE	200C1	COLUMN			GALV
1	200C1	W10x45	40 11 ¹ / ₄	A992	S1E
2	a195	L3x3x3 ³ / ₈	0 8 ¹ / ₂	A36	
1	p42	PL3x4x18	1 6	A36	
1	p239	PL3x7x7 ⁷ / ₈	1 2 ¹ / ₁₆	A36	
		FIELD BOLTS			
3		TC 3/4 Dia A325	0 13/4		+1HD WASH GALV
ONE	200C2	COLUMN			GALV
1	200C2	W10x45	30 3 ¹ / ₂	A992	S1E
4	a195	L3x3x3 ³ / ₈	0 8 ¹ / ₂	A36	
1	p42	PL3x4x18	1 6	A36	
		FIELD BOLTS			
8		TC 3/4 Dia A325	0 2 ¹ / ₄		+1HD WASH GALV

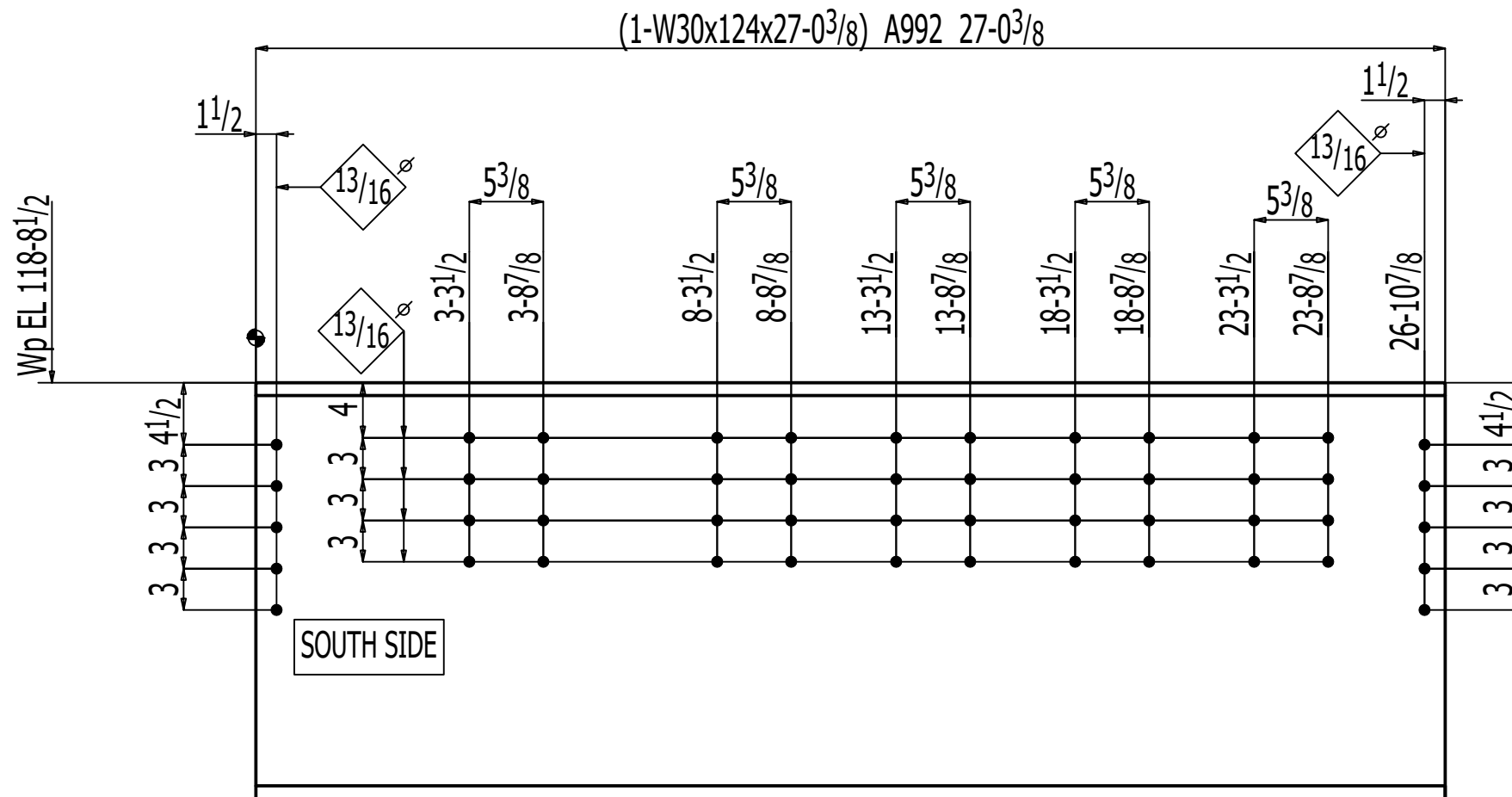
SAMPLE DRAWING

JOB	
MADE BY	CHECKED BY DATE
ARCH	
CDNT	
	DWG. NO. 200

BILL OF MATERIAL

LINE #	QTY TOTAL	PC MARK	DESCRIPTION	LENGTH	STEEL GRADE	REMARKS	WEIGHT TOTAL
	ONE	30B1	BEAM				3352
	1	30B1	W30x124	27	0 ³ / ₈	A992	3352
			FIELD BOLTS				
	10		³ / ₄ Dia A325	0	2	+1HD WASH	

Total weight : 3352

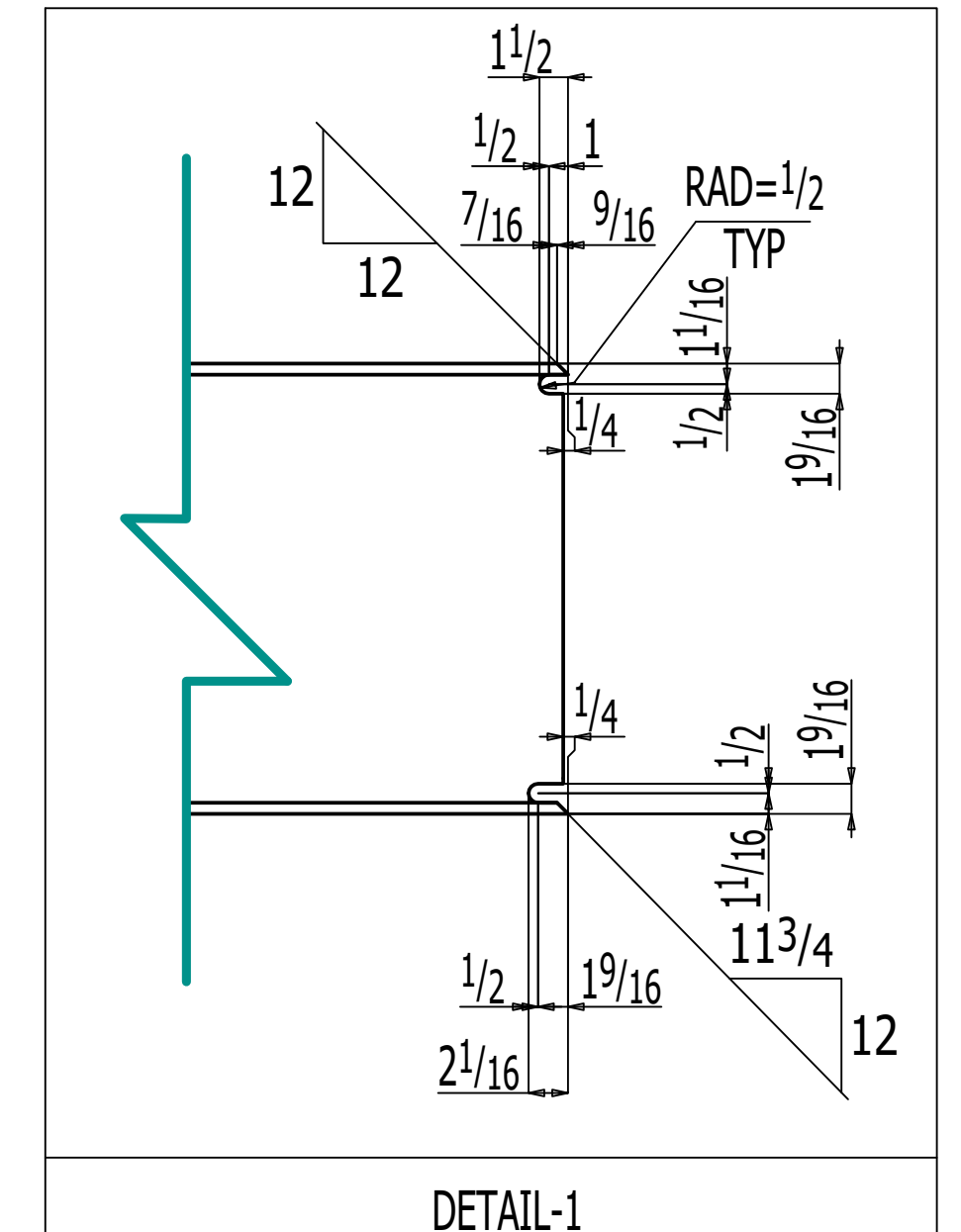
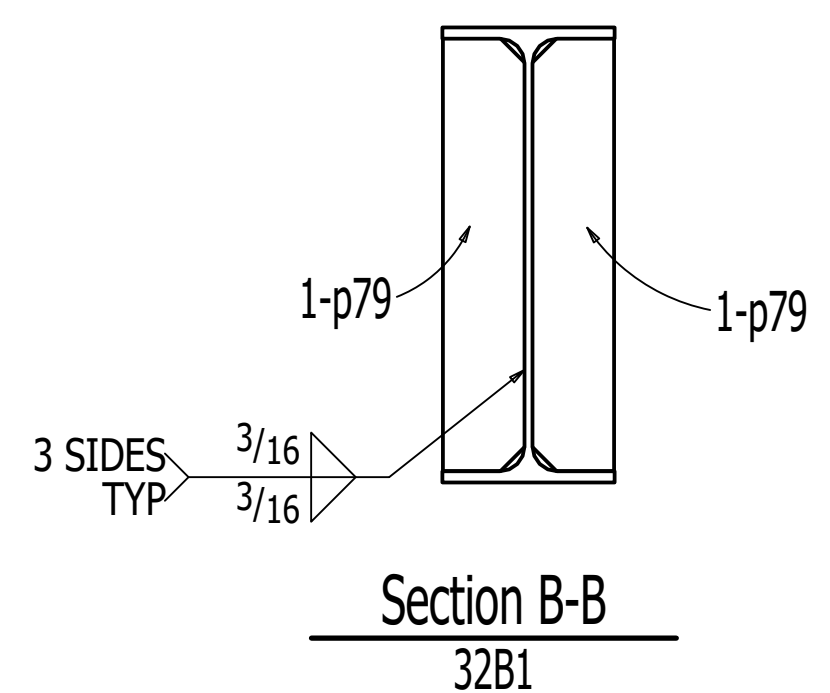
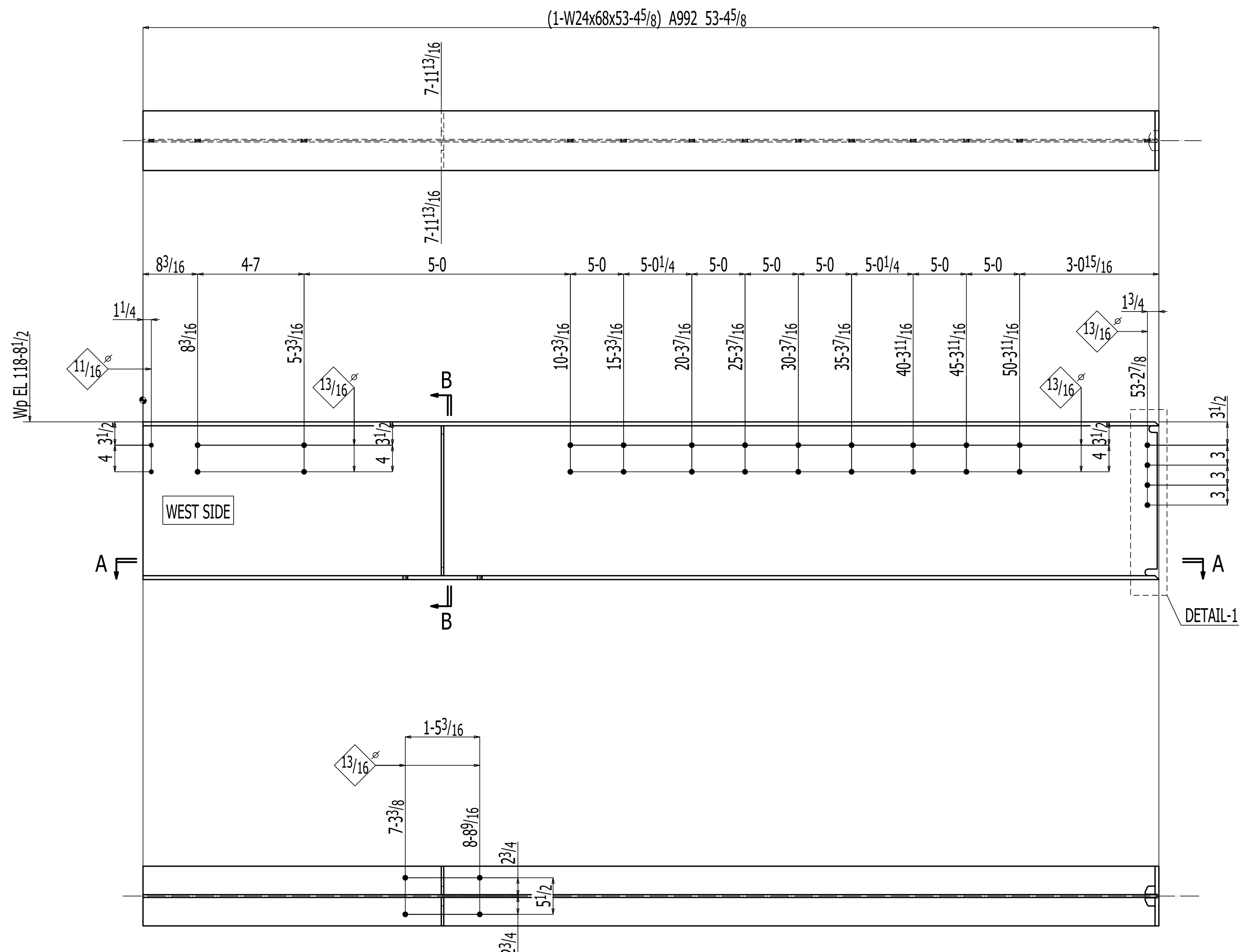


ONE BEAM 30B1

W	30 ³ / ₁₆ x9 ⁹ / ₁₆
F	10 ¹ / ₂ x1 ⁵ / ₁₆
K	2 ¹ / ₄ x1 ⁵ / ₈

REV	DATE	DESCRIPTION
SAMPLE DRAWING		

SHOP NOTES		PROJECT: -----		
ELECTRODE: E70XX UNO		CUSTOMER: -----		
CLEANING: ONE SHOP COAT OF RED OXIDE PAINT		DETAIL: BEAM DETAIL		
PAINT: SSPC-SP3	DRAWN: YSP DATE: 01-17-2025	JOB NO: ----	SHEET: 30	REV. A
E DWG. REF. :	CHECKED: DSP DATE: 01-17-2025			



Section A-A
32B1

ONE BEAM 32B1

- W 23¹¹/₁₆x7⁷/₁₆
- F 9x9⁹/₁₆
- K 17⁷/₈x1¹/₂

BILL OF MATERIAL

LINE #	QTY	PC	MARK	DESCRIPTION	LENGTH	REMARKS	STEEL GRADE	WEIGHT TOTAL
ONE			32B1	BEAM				3651
1			32B1	W24x68	53		A992	3630
2			p79	PL3/16x4 1/4	1		A36	20
FIELD BOLTS								
4				3/4 Dia A325	0	2 1/2		+1HD WASH
4				3/4 Dia A325	0	2		+1HD WASH

Total weight : 3651

REV	DATE	DESCRIPTION

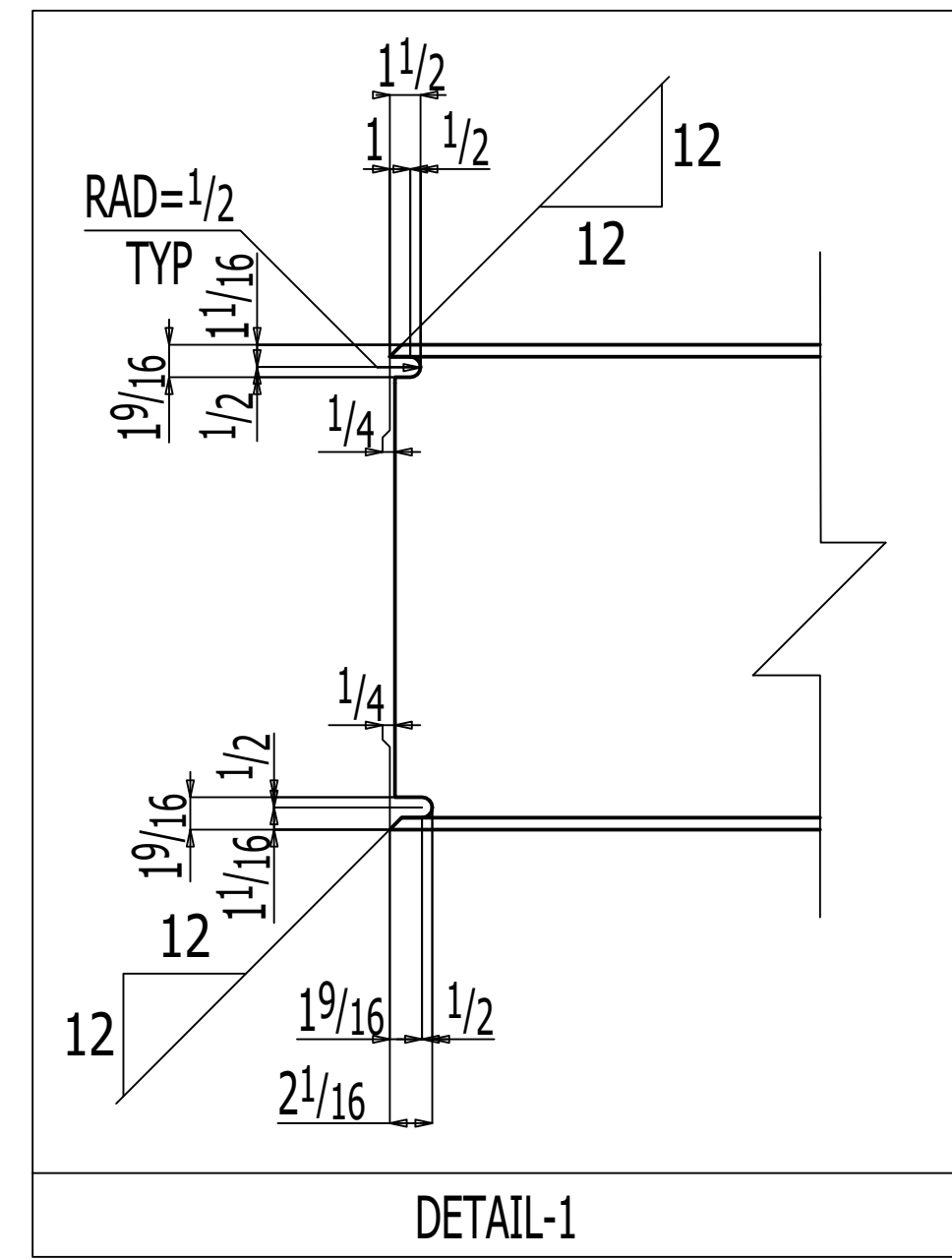
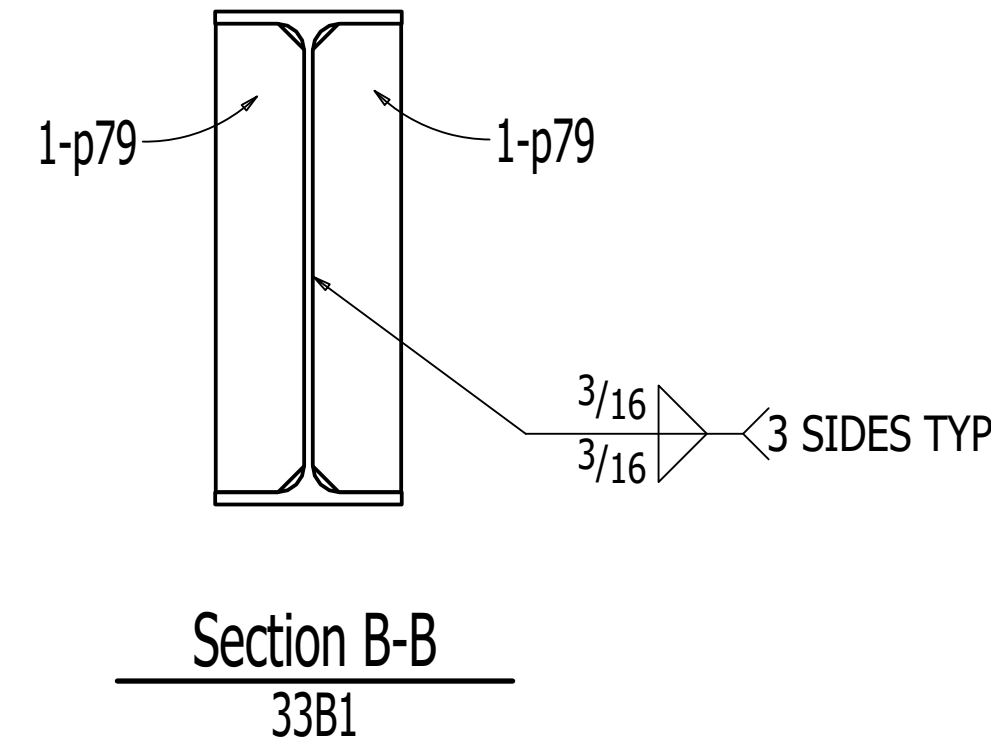
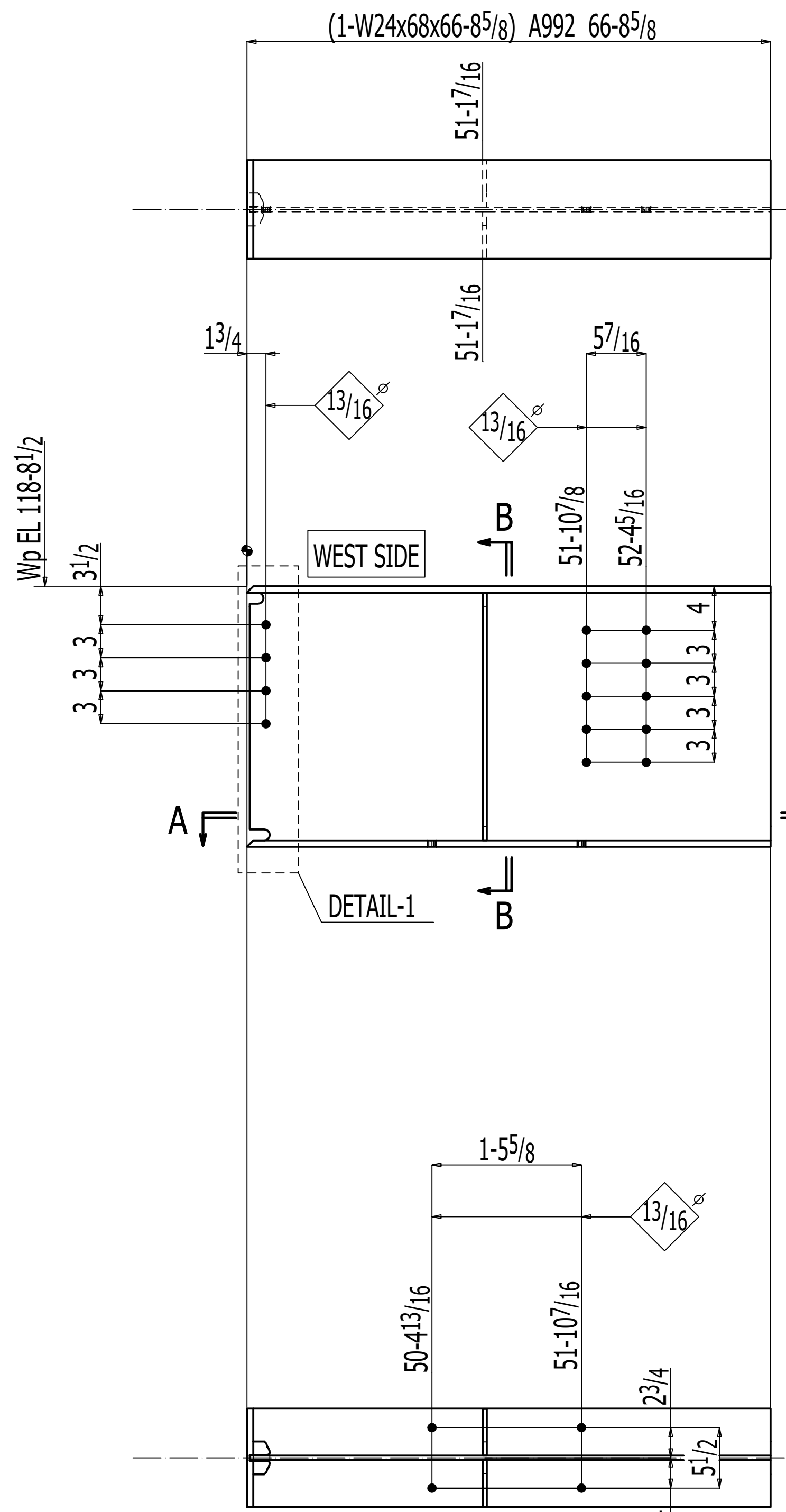
SAMPLE DRAWING

SHOP NOTES		PROJECT: -----		
ELECTRODE: E70XX UNO		CUSTOMER: -----		
CLEANING: SSPC- SP3	DETAIL: BEAM DETAIL			
PAIN: ONE SHOP COAT OF RED OXIDE PAINT	DRAWN: YSP DATE: 01-17-2025	JOB NO:	SHEET: 32	REV: A
E DWG. REF. :	CHECKED: DSP DATE: 01-17-2025	----		

BILL OF MATERIAL

LINE #	QTY	PC	DESCRIPTION	LENGTH	REMARKS	STEEL GRADE	WEIGHT TOTAL
ONE		33B1	BEAM				4557
1		33B1	W24x68	66 8 ⁵ / ₈		A992	4537
2		p79	PL210x41/4	1 10 ¹ / ₂		A36	20
FIELD BOLTS							
4			3/4 Dia A325	0 2 ¹ / ₂	+1HD WASH		
4			3/4 Dia A325	0 2	+1HD WASH		

Total weight : 4557



Section A-A
33B1

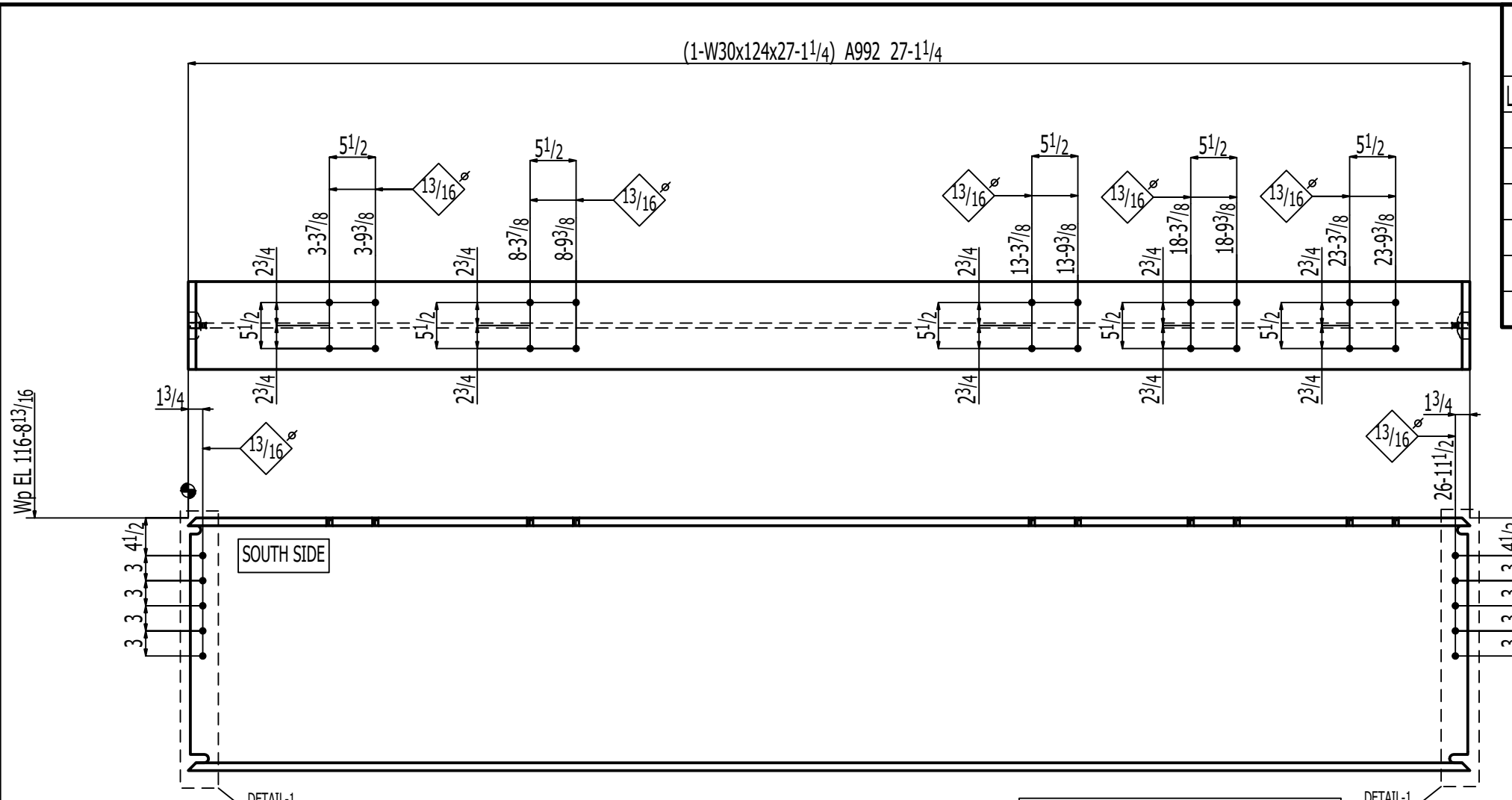
ONE BEAM 33B1

- W 23¹¹/₁₆x7¹/₁₆
- F 9x9⁹/₁₆
- K 17⁷/₈x1¹/₂

REV	DATE	DESCRIPTION

SAMPLE DRAWING

SHOP NOTES		PROJECT: -----			
ELECTRODE: E70XX UNO		CUSTOMER: -----			
CLEANING: SSPC- SP3	DETAIL: BEAM DETAIL				
PAINT: ONE SHOP COAT OF RED OXIDE PAINT	DRAWN: YSP DATE: 01-17-2025	JOB NO:	SHEET: 33	REV: A	
E DWG. REF. :	CHECKED: DSP DATE: 01-17-2025	----			



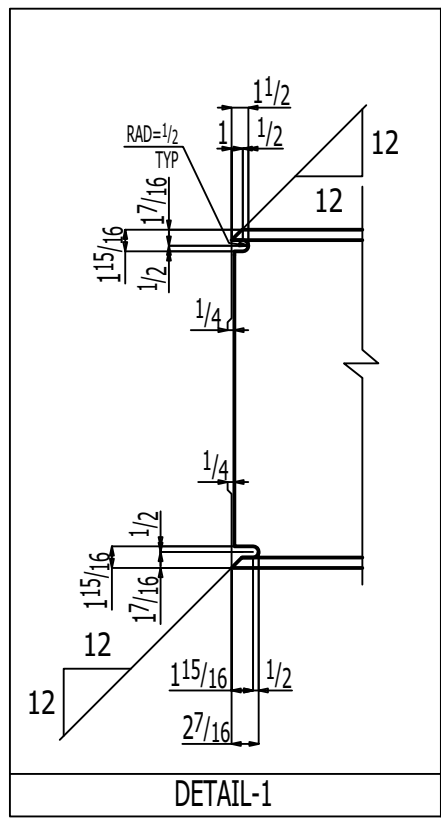
BILL OF MATERIAL

LINE #	QTY TOTAL	PC MARK	DESCRIPTION	LENGTH	STEEL GRADE	REMARKS	WEIGHT TOTAL
	2	34B1	BEAM				6722
	2	34B1	W30x124	27 1/4	A992		6722
	20		FIELD BOLTS				
			3/4 Dia A325	0 2		+1HD WASH	

Total weight : 6722

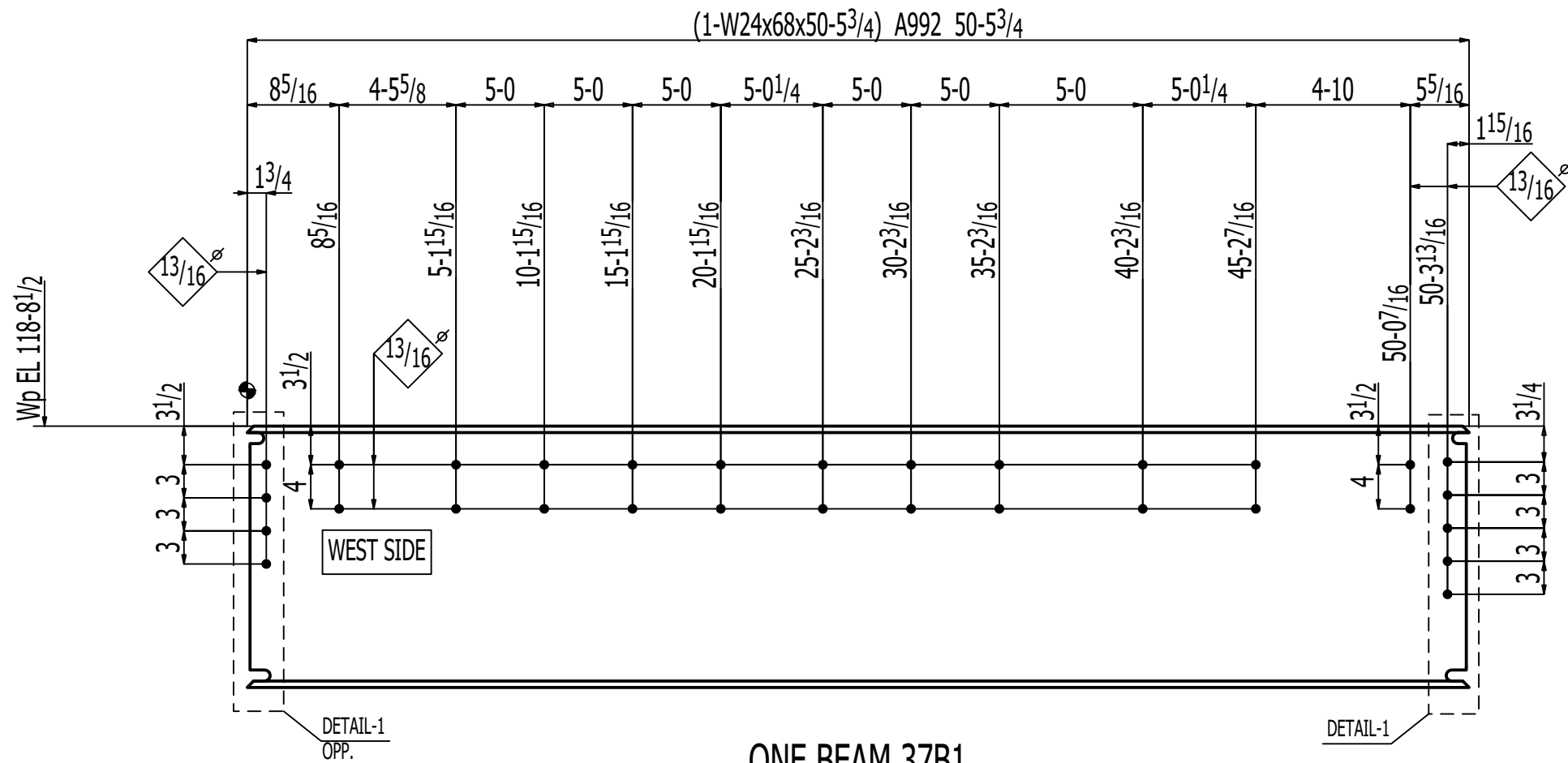
2 BEAMS 34B1

W	30 ³ / ₁₆ x9 ⁹ / ₁₆
F	10 ¹ / ₂ x15 ¹⁵ / ₁₆
K	2 ¹ / ₄ x15 ⁵ / ₈



REV	DATE	DESCRIPTION
SAMPLE DRAWING		

SHOP NOTES		PROJECT: -----			
ELECTRODE: E70XX UNO		CUSTOMER: -----			
CLEANING: ONE SHOP COAT OF RED OXIDE PAINT		DETAIL: BEAM DETAIL			
PAINT: SSPC-SP3	DRAWN: YSP DATE: 01-17-2025	JOB NO:	SHEET:	REV.	
E DWG. REF. :	CHECKED: DSP DATE: 01-17-2025	----	34	A	



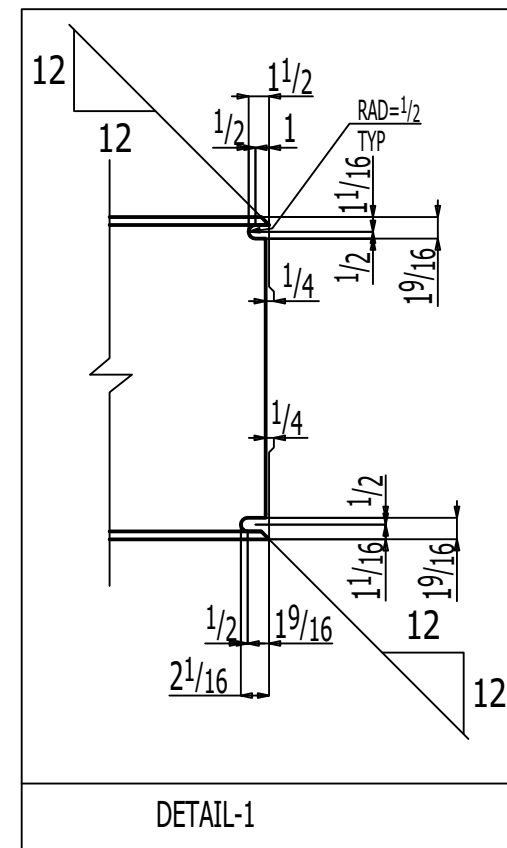
ONE BEAM 37B1

W	23 ¹¹ / ₁₆ x7 ⁷ / ₁₆
F	9x9 ⁹ / ₁₆
K	17 ⁷ / ₈ x1 ¹ / ₂

BILL OF MATERIAL

LINE #	QTY TOTAL	PC MARK	DESCRIPTION	LENGTH	STEEL GRADE	REMARKS	WEIGHT TOTAL
	ONE	37B1	BEAM				3433
	1	37B1	W24x68	50 5 ³ / ₄	A992		3433
			FIELD BOLTS				
	9		3/4 Dia A325	0 2		+1HD WASH	

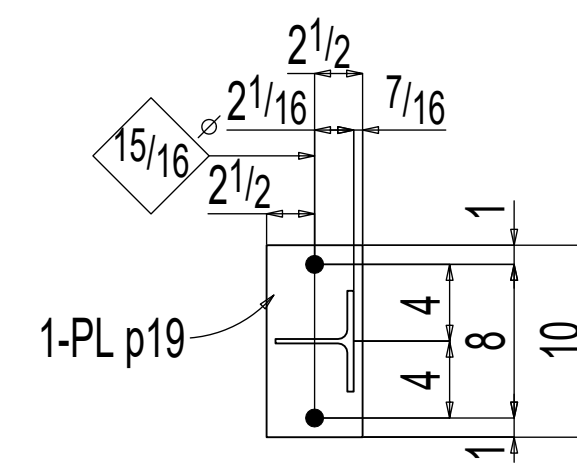
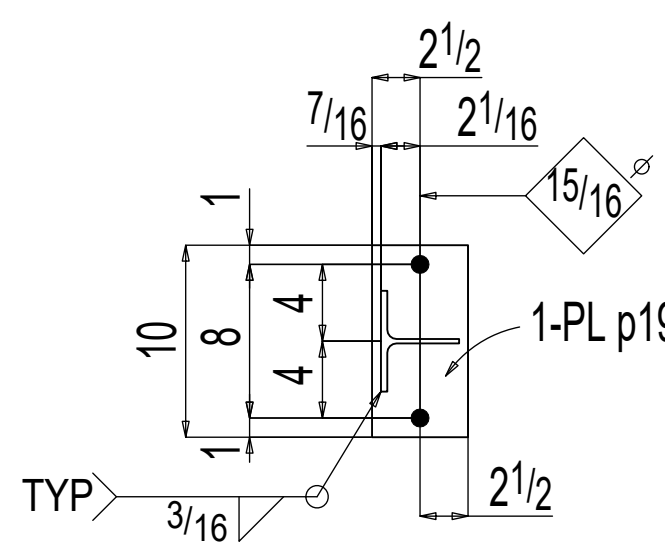
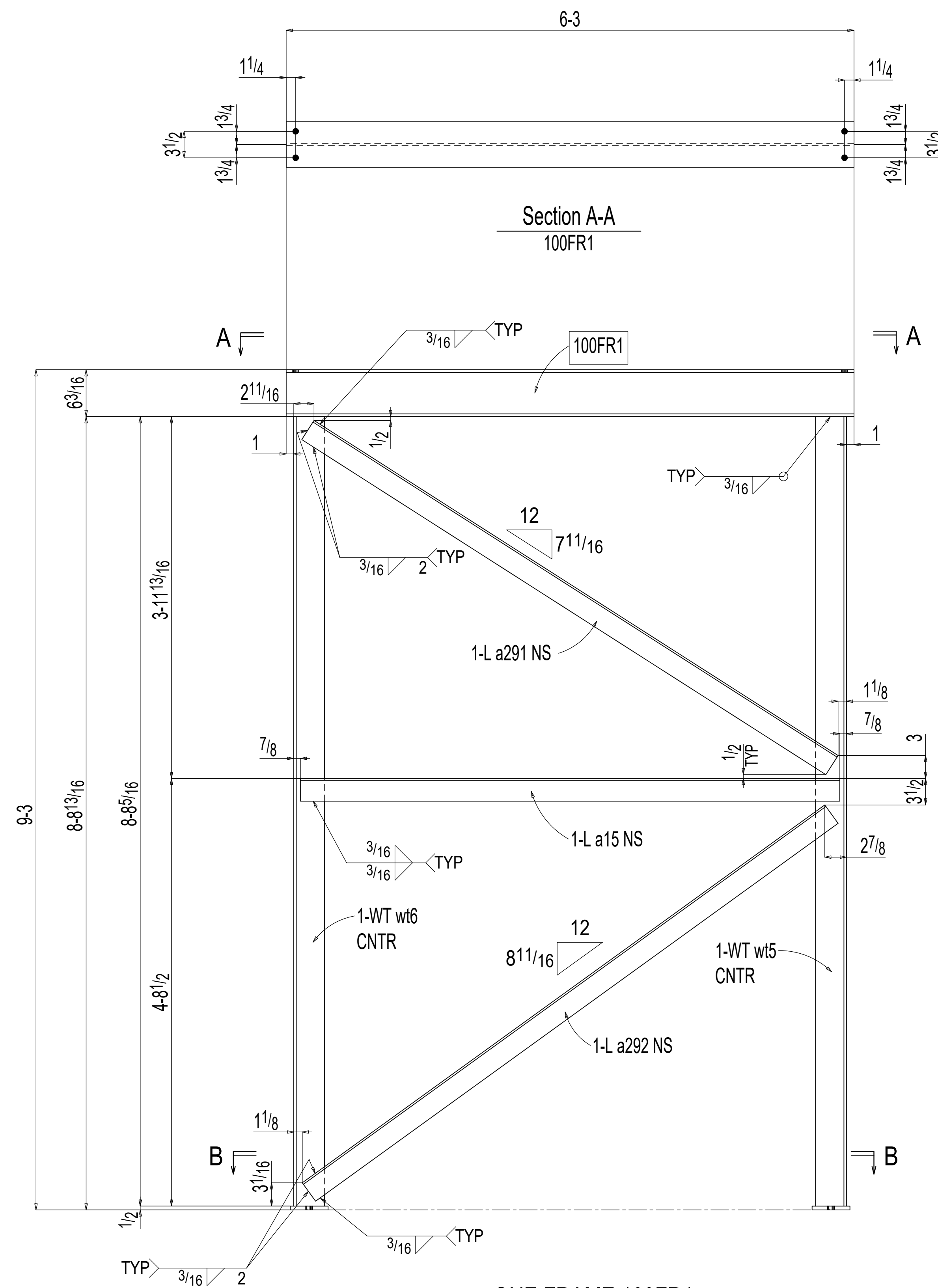
Total weight : 3433



DETAIL-1

REV	DATE	DESCRIPTION
SAMPLE DRAWING		

SHOP NOTES		PROJECT: -----			
ELECTRODE: E70XX UNO		CUSTOMER: -----			
CLEANING: ONE SHOP COAT OF RED OXIDE PAINT		DETAIL: BEAM DETAIL			
PAINT: SSPC-SP3	DRAWN: YSP DATE: 01-17-2025	JOB NO:	SHEET:	REV.	
E DWG. REF. :	CHECKED: DSP DATE: 01-17-2025	----	37	A	



Section B-B
100FR1

BILL OF MATERIAL

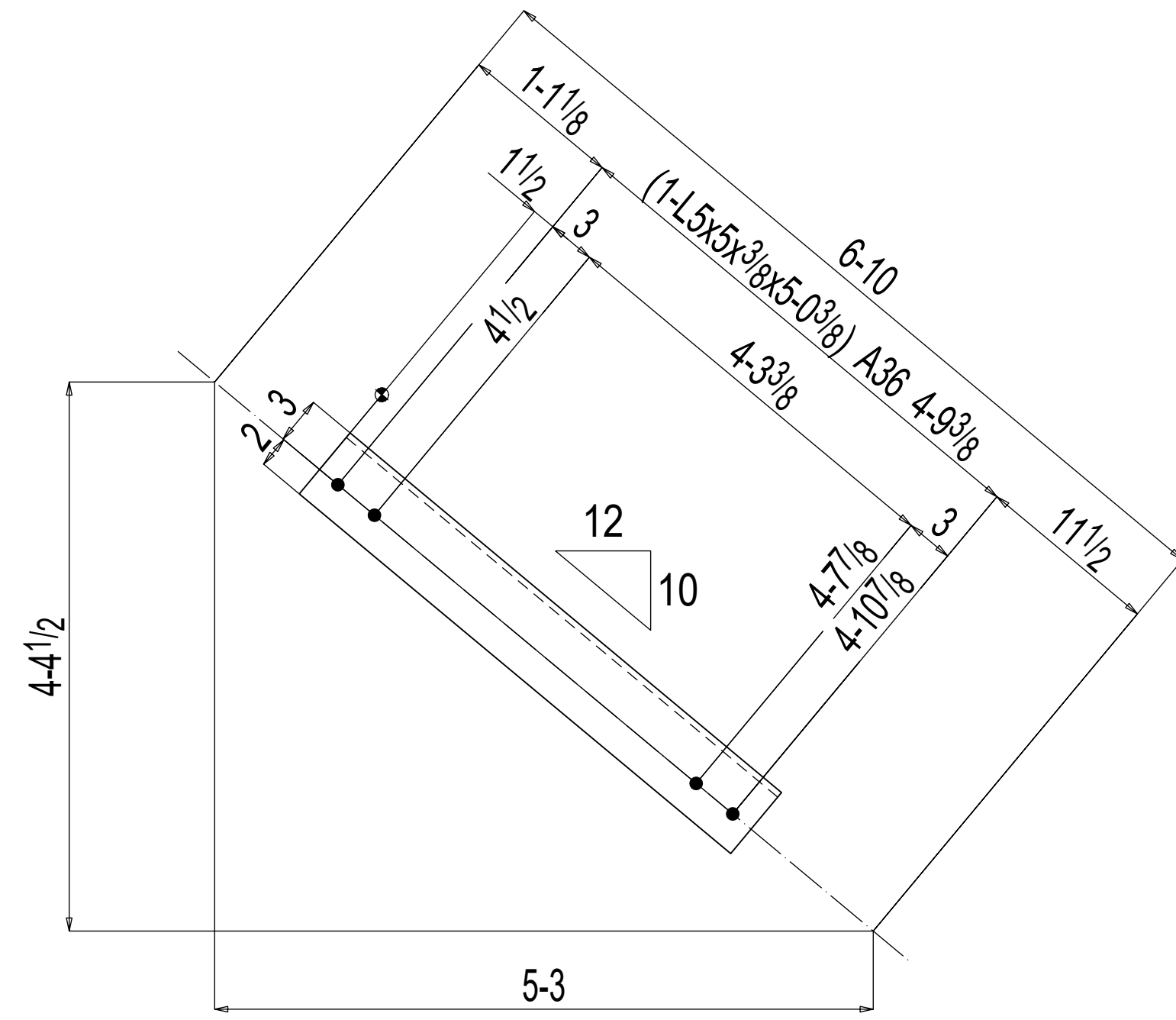
QTY	PC	DESCRIPTION	LENGTH	STEEL	REMARKS	FINISH
TOTAL	MARK			GRADE		
ONE	100FR1	BEAM				PNT
1	100FR1	W6x20	6 3	A992		
1	wt5	WT4x9	8 8 ⁹ / ₁₆	A36		
1	wt6	WT4x9	8 8 ⁹ / ₁₆	A36		
1	a292	L3x3x ¹ / ₄	7 1 ³ / ₁₆	A36		
1	a291	L3x3x ¹ / ₄	6 10 ³ / ₁₆	A36		
1	a15	L3x3x ¹ / ₄	5 11 ¹ / ₄	A36		
2	p19	PL ¹ / ₂ x6	0 10	A36		

SAMPLE DRAWING

JOB		
MADE BY	CHECKED BY	DATE
ARCH		
CDNT		
		DWG. NO. 100

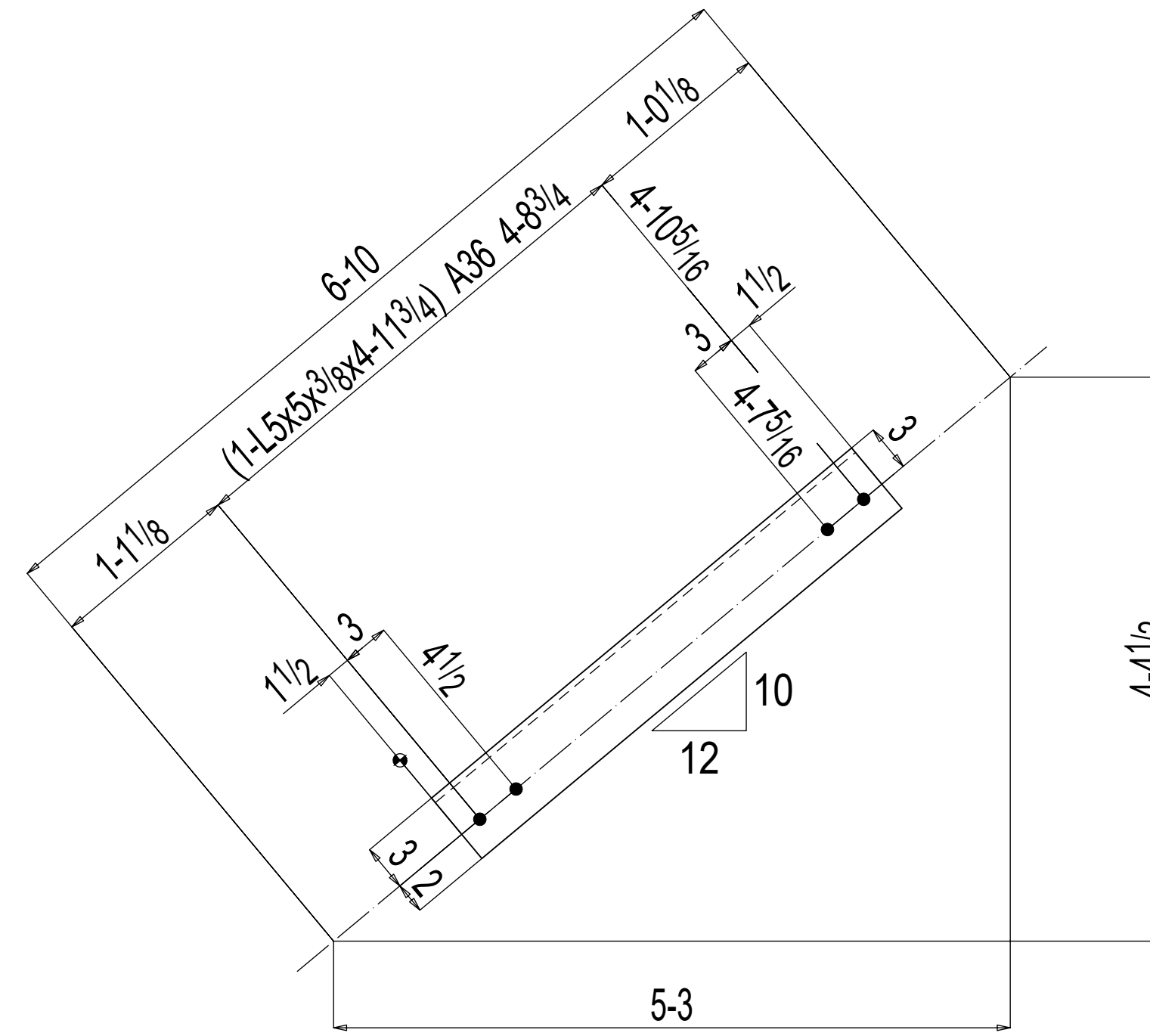
BILL OF MATERIAL

QTY	PC	DESCRIPTION	LENGTH	STEEL GRADE	REMARKS	FINISH
TOTAL	MARK					
ONE	204HB1	HORIZONTAL BRACE				GALV
1	204HB1	L5x5x ³ / ₈	5 0 ³ / ₈	A36		
		FIELD BOLTS				
4		TC ³ / ₄ Dia A325	0 2		+1HD WASH GALV	
ONE	204HB2	HORIZONTAL BRACE				GALV
1	204HB2	L5x5x ³ / ₈	4 1 ³ / ₄	A36		
		FIELD BOLTS				
4		TC ³ / ₄ Dia A325	0 2		+1HD WASH GALV	
ONE	204HB3	HORIZONTAL BRACE				GALV
1	204HB3	L5x5x ³ / ₈	6 6 ¹ / ₈	A36		
		FIELD BOLTS				
4		TC ³ / ₄ Dia A325	0 2		+1HD WASH GALV	
ONE	204HB4	HORIZONTAL BRACE				GALV
1	204HB4	L5x5x ³ / ₈	6 5 ¹ / ₈	A36		
		FIELD BOLTS				
4		TC ³ / ₄ Dia A325	0 2		+1HD WASH GALV	



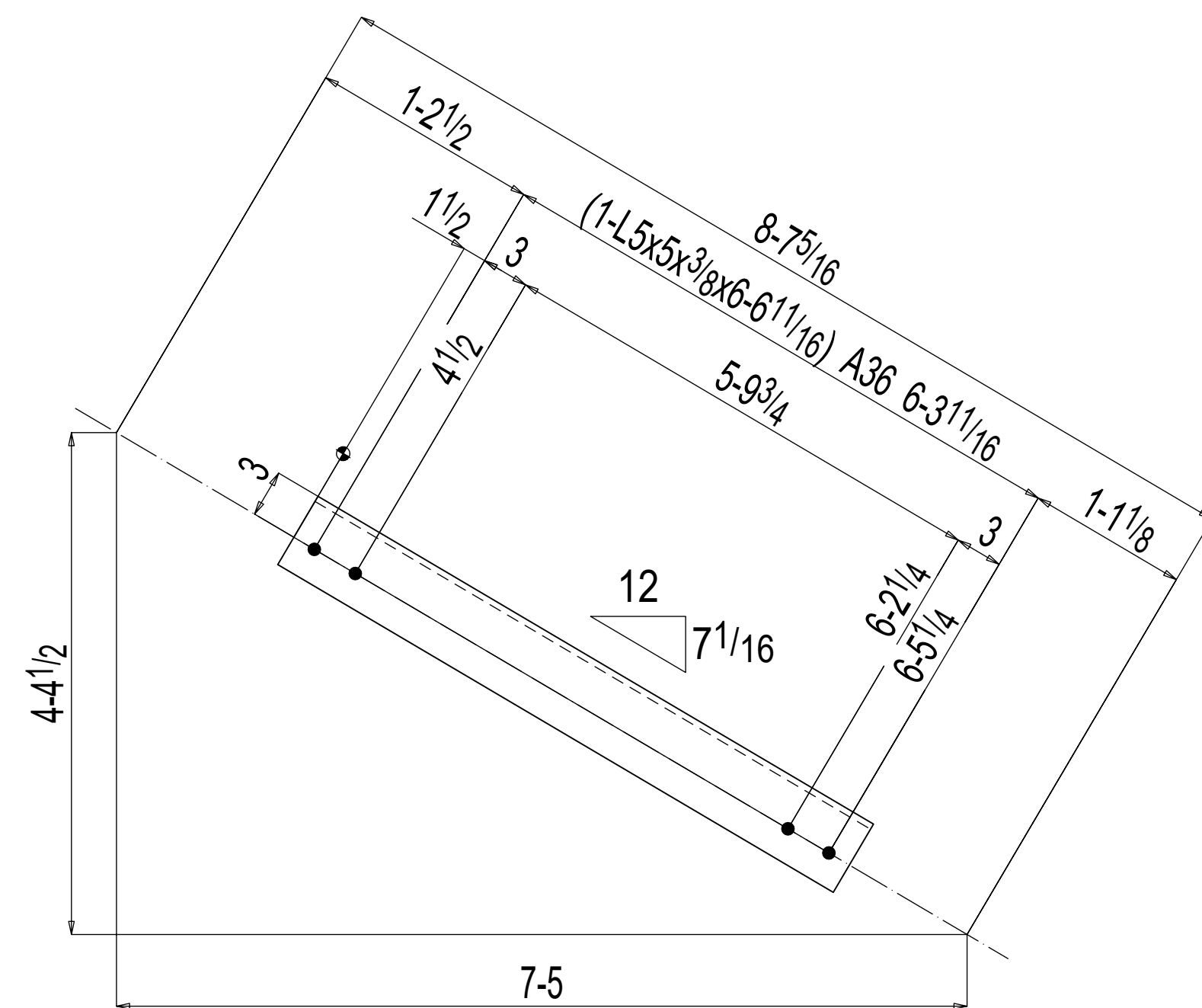
ONE HORIZONTAL BRACE 204HB1

SHOP NOTE:
TOE DIRECTION FAR SIDE



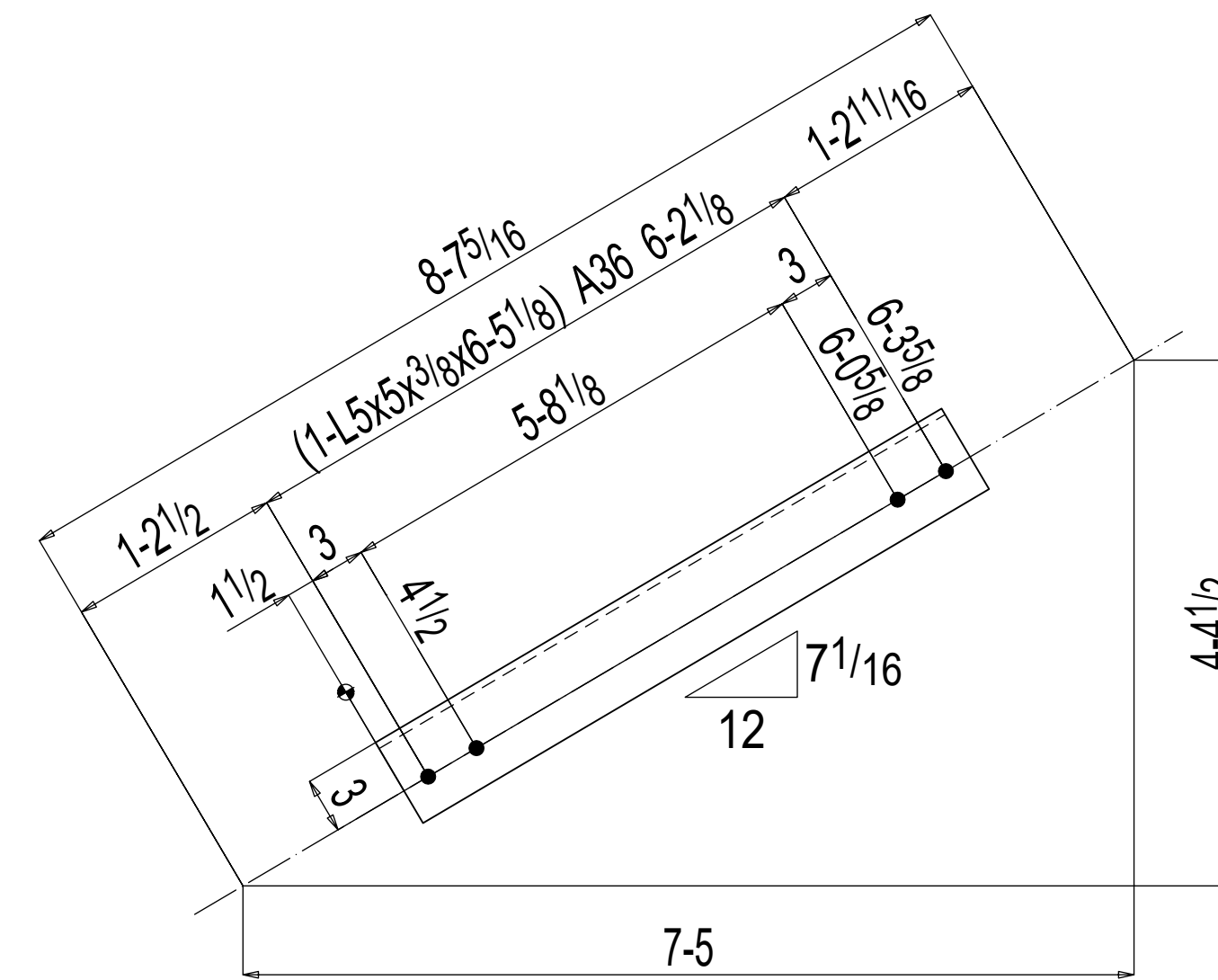
ONE HORIZONTAL BRACE 204HB2

SHOP NOTE:
TOE DIRECTION FAR SIDE



ONE HORIZONTAL BRACE 204HB3

SHOP NOTE:
TOE DIRECTION FAR SIDE



ONE HORIZONTAL BRACE 204HB4

SHOP NOTE:
TOE DIRECTION FAR SIDE

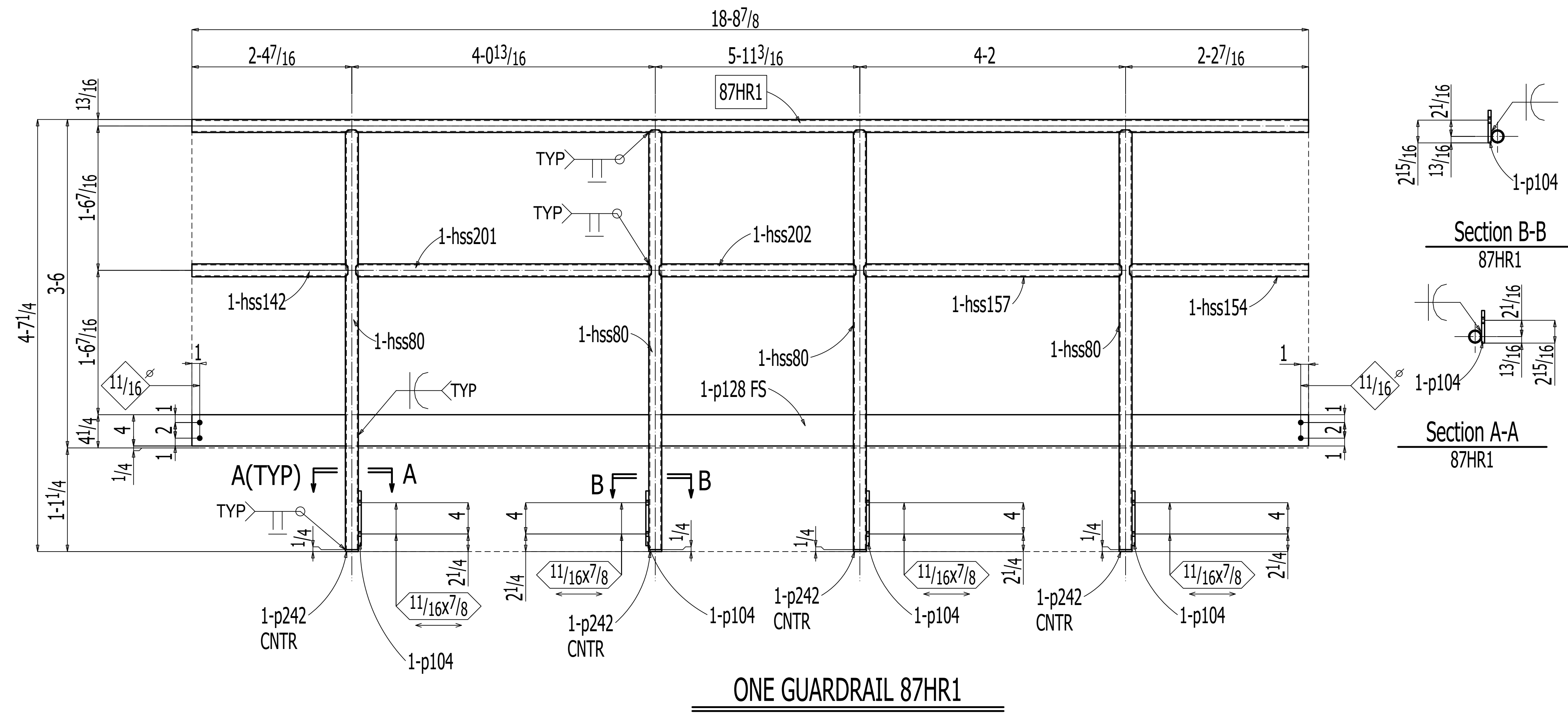
SAMPLE DRAWING

JOB		
MADE BY	CHECKED BY	DATE
ARCH		
CDNT		
		DWG. NO. 204

BILL OF MATERIAL

LINE #	QTY	PC MARK	DESCRIPTION	LENGTH	REMARKS	STEEL GRADE	WEIGHT
ONE		87HR1	GUARDRAIL				170
1	87HR1		PIPE 1 1/4 STD	18 87/8		A53 B	43
1	hss202		PIPE 1 1/4 STD	5 10 9/16		A53 B	13
4	hss80		PIPE 1 1/4 STD	4 5 11/16		A53 B	41
1	hss157		PIPE 1 1/4 STD	4 1		A53 B	9
1	hss201		PIPE 1 1/4 STD	3 11 13/16		A53 B	9
1	hss142		PIPE 1 1/4 STD	2 3 5/16		A53 B	5
1	hss154		PIPE 1 1/4 STD	2 1 5/16		A53 B	5
4	p104		PL 3/8x4 1/16	0 7		A36	12
4	p242		PL 1/2x1 1/16			A36	1
1	p128		PL 1/2x4	18 87/8		A36	32
FIELD BOLTS							
6			5/8 Dia A325	0 1 3/4	+1HD WASH		
2			5/8 Dia A325	0 1 3/4	+2HD WASH		

Total weight : 170



ONE GUARDRAIL 87HR1

REV	DATE	DESCRIPTION

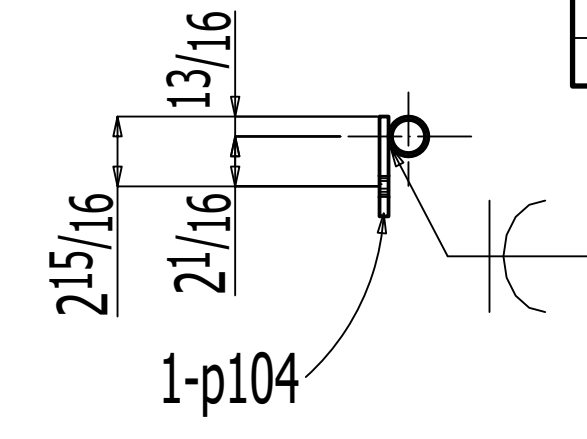
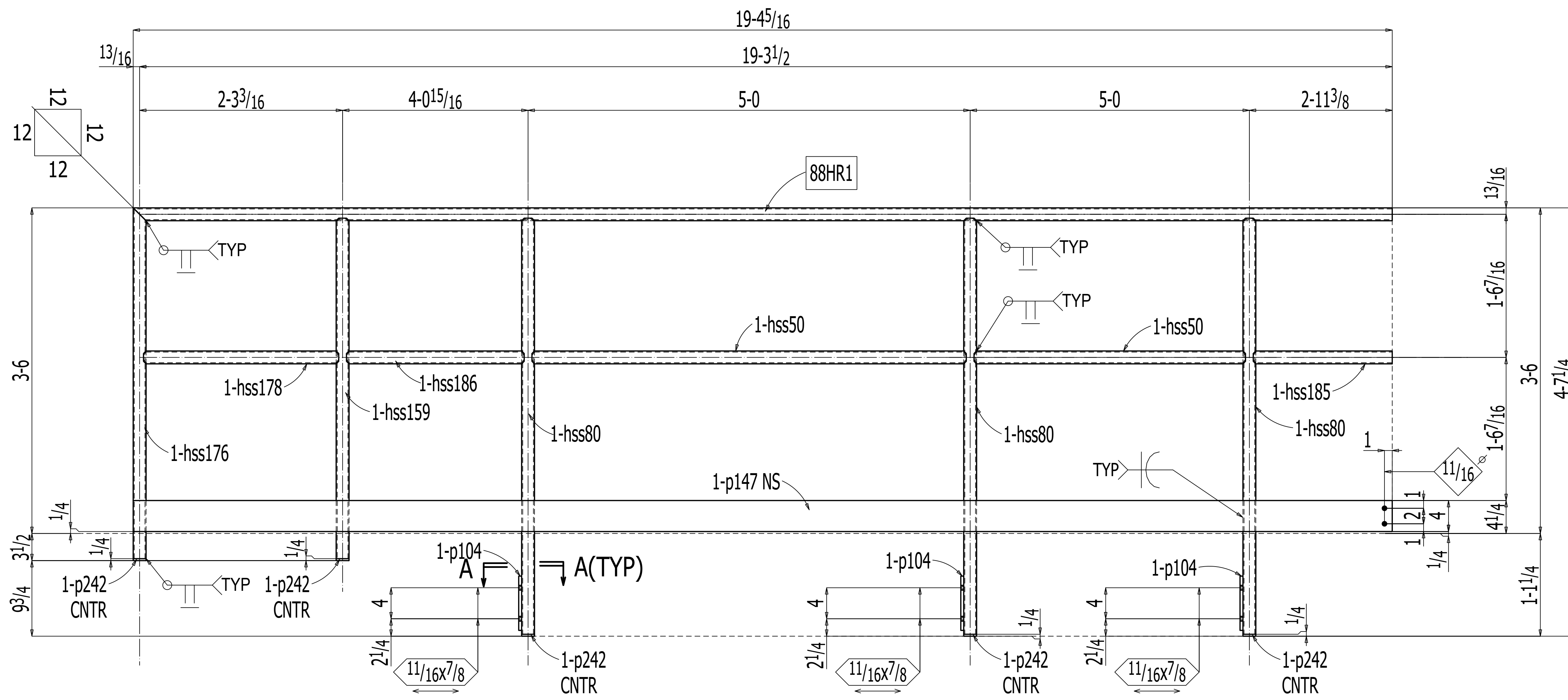
SAMPLE DRAWING

SHOP NOTES		PROJECT: -----		
ELECTRODE: E70XX UNO		CUSTOMER: -----		
CLEANING: SSPC- SP3	DETAIL: GUARDRAIL DETAIL			
PAINT: ONE SHOP COAT OF RED OXIDE PAINT	DRAWN: YSP DATE: 01-17-2025	JOB NO:	SHEET: 87	REV: A
E DWG. REF. :	CHECKED: DSP DATE: 01-17-2025	----		

BILL OF MATERIAL

LINE #	QTY	PC MARK	DESCRIPTION	LENGTH	REMARKS	STEEL GRADE	WEIGHT TOTAL
ONE		88HR1	GUARDRAIL				177
1		88HR1	PIPE 1 1/4 STD	19 45/16		A53 B	44
2		hss50	PIPE 1 1/4 STD	4 11		A53 B	22
3		hss80	PIPE 1 1/4 STD	4 5 11/16		A53 B	30
1		hss186	PIPE 1 1/4 STD	3 11 15/16		A53 B	9
1		hss204	PIPE 1 1/4 STD	3 9 1/4		A53 B	9
1		hss205	PIPE 1 1/4 STD	3 7 5/16		A53 B	8
1		hss185	PIPE 1 1/4 STD	2 10 15/16		A53 B	7
1		hss178	PIPE 1 1/4 STD	2 2 3/16		A53 B	5
3		p104	PL 3/8x4 7/16	0 7		A36	9
5		p242	PL 1/2x1 1/16			A36	1
1		p147	PL 1/8x4	19 45/16		A36	33
FIELD BOLTS							
6			5/8 Dia A325	0 1 3/4	+1HD WASH		
2			5/8 Dia A325	0 1 1/2	+1HD WASH		

Total weight : 177



Section A-A
88HR1

ONE GUARDRAIL 88HR1

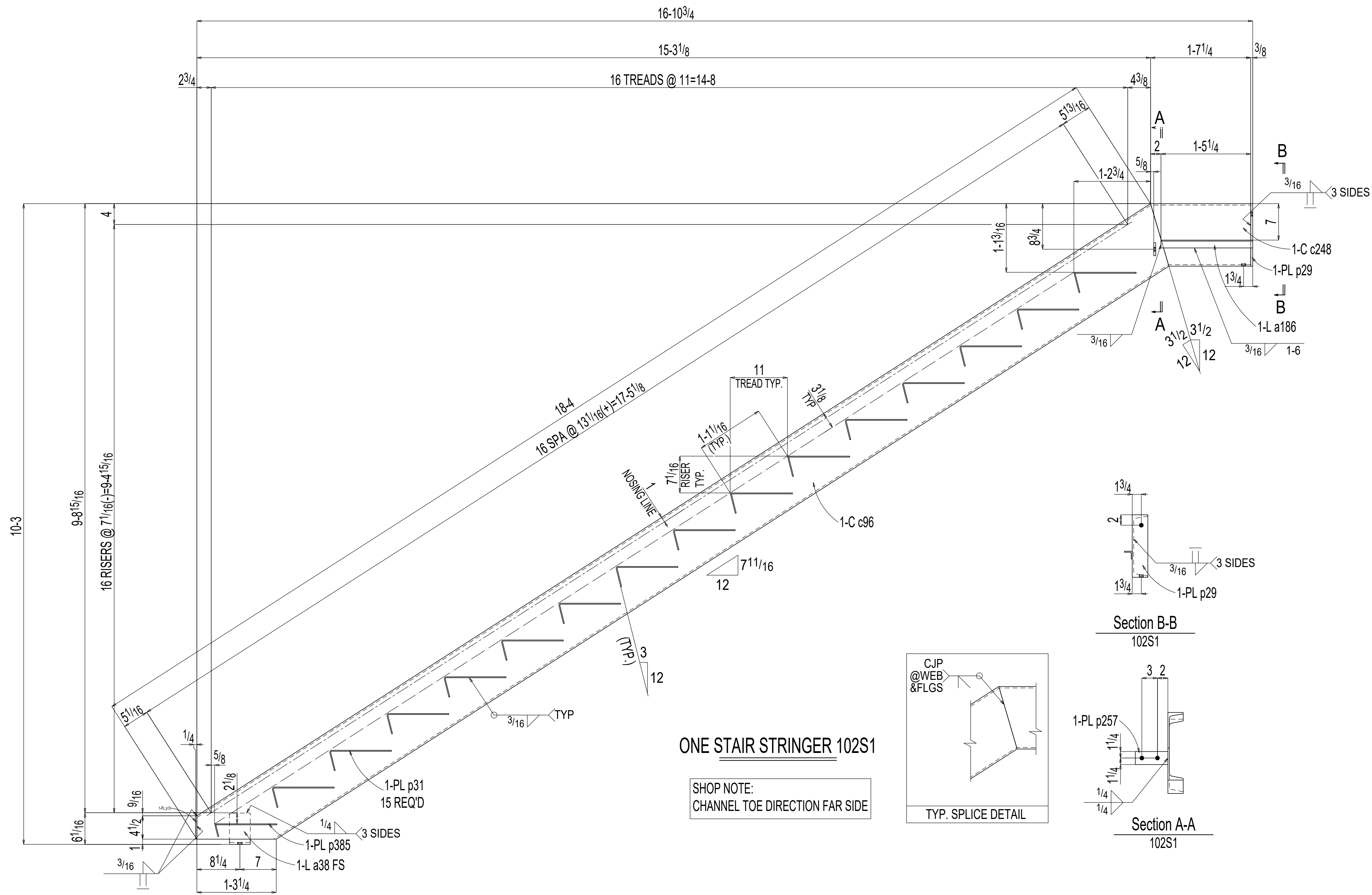
REV	DATE	DESCRIPTION

SAMPLE DRAWING

SHOP NOTES		PROJECT: -----		
ELECTRODE: E70XX UNO		CUSTOMER: -----		
CLEANING: SSPC-SP3	DETAIL: GUARDRAIL DETAIL			
PAIN: ONE SHOP COAT OF RED OXIDE PAINT	DRAWN: YSP DATE: 01-17-2025	JOB NO: -----	SHEET: 88	REV: A
E DWG. REF. :	CHECKED: DSP DATE: 01-17-2025	----		

BILL OF MATERIAL

QTY	PC	DESCRIPTION	LENGTH	STEEL	REMARKS	FINISH
ONE	102S1	STAIR STRINGER				PNT
1	c248	C12x20.7	18 4	A572-50		
1	c96	C12x20.7	18 9 ⁵ / ₁₆	A572-50		
1	a186	L1 ¹ / ₂ x1 ¹ / ₂ x ³ / ₁₆	1 5 ⁹ / ₁₆	A36		
1	a38	L6x4x ³ / ₈	0 4	A36		
1	p29	PL ³ / ₁₆ x3	1 0	A36		
1	p257	PL ³ / ₁₆ x2 ¹ / ₂	0 6 ¹ / ₄	A36		
1	p13	PL ¹ / ₂ x2 ⁵ / ₁₆	0 4 ¹ / ₂	A36		
15	p31	PL ³ / ₁₆ x1 ¹ / ₄	1 3 ¹ / ₂	A36	BENT	
1	p385	PL ³ / ₁₆ x1 ¹ / ₄	1 2	A36	BENT	
FIELD BOLTS						
1	TC ³ / ₄ Dia	A325	0 2 ¹ / ₄		+1BVL, 1HD WASH	



ONE STAIR STRINGER 102S1

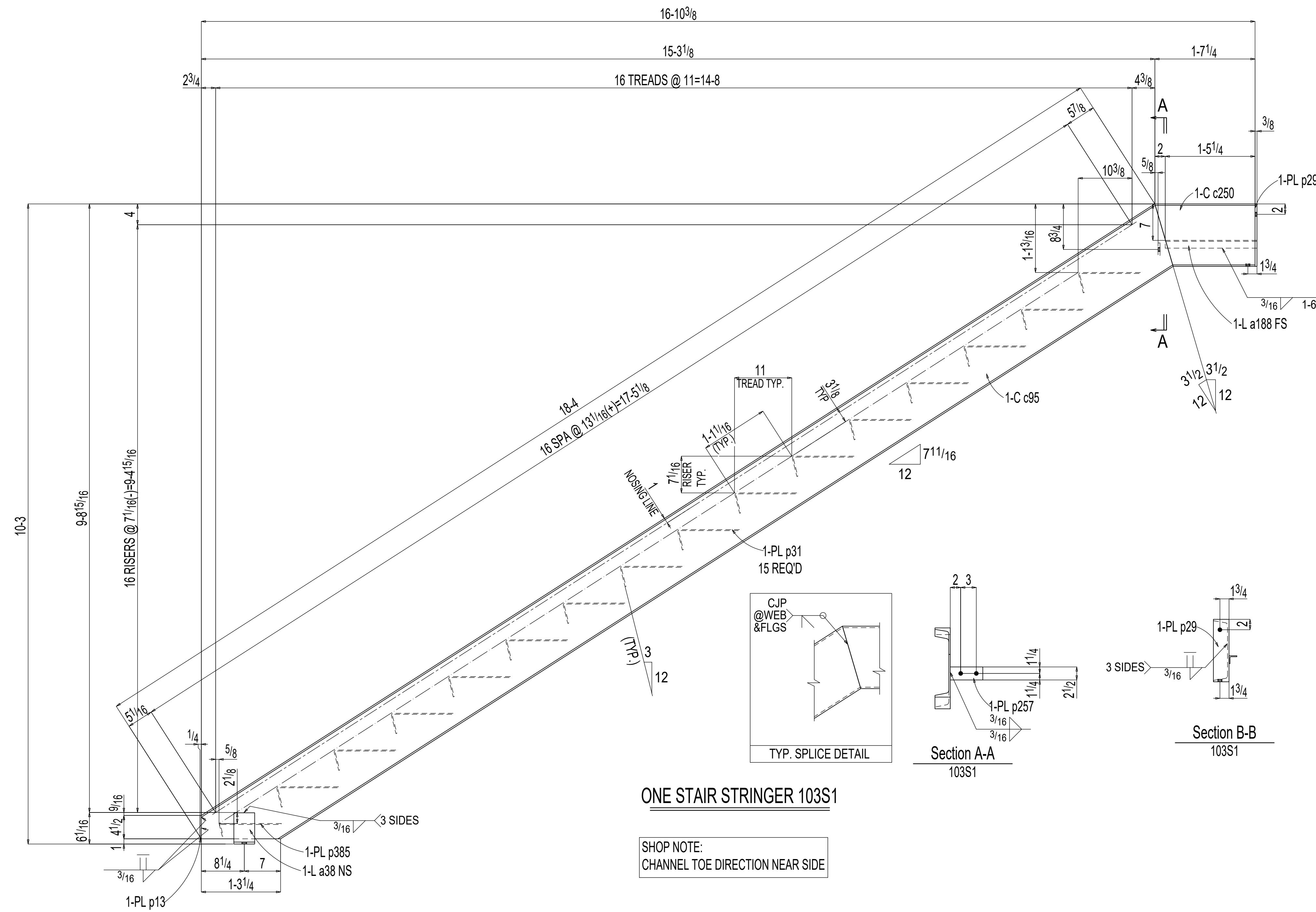
SHOP NOTE:
CHANNEL TOE DIRECTION FAR SIDE

SAMPLE DRAWING

JOB		
MADE BY	CHECKED BY	DATE
ARCH		
CDNT		
		DWG. NO. 102

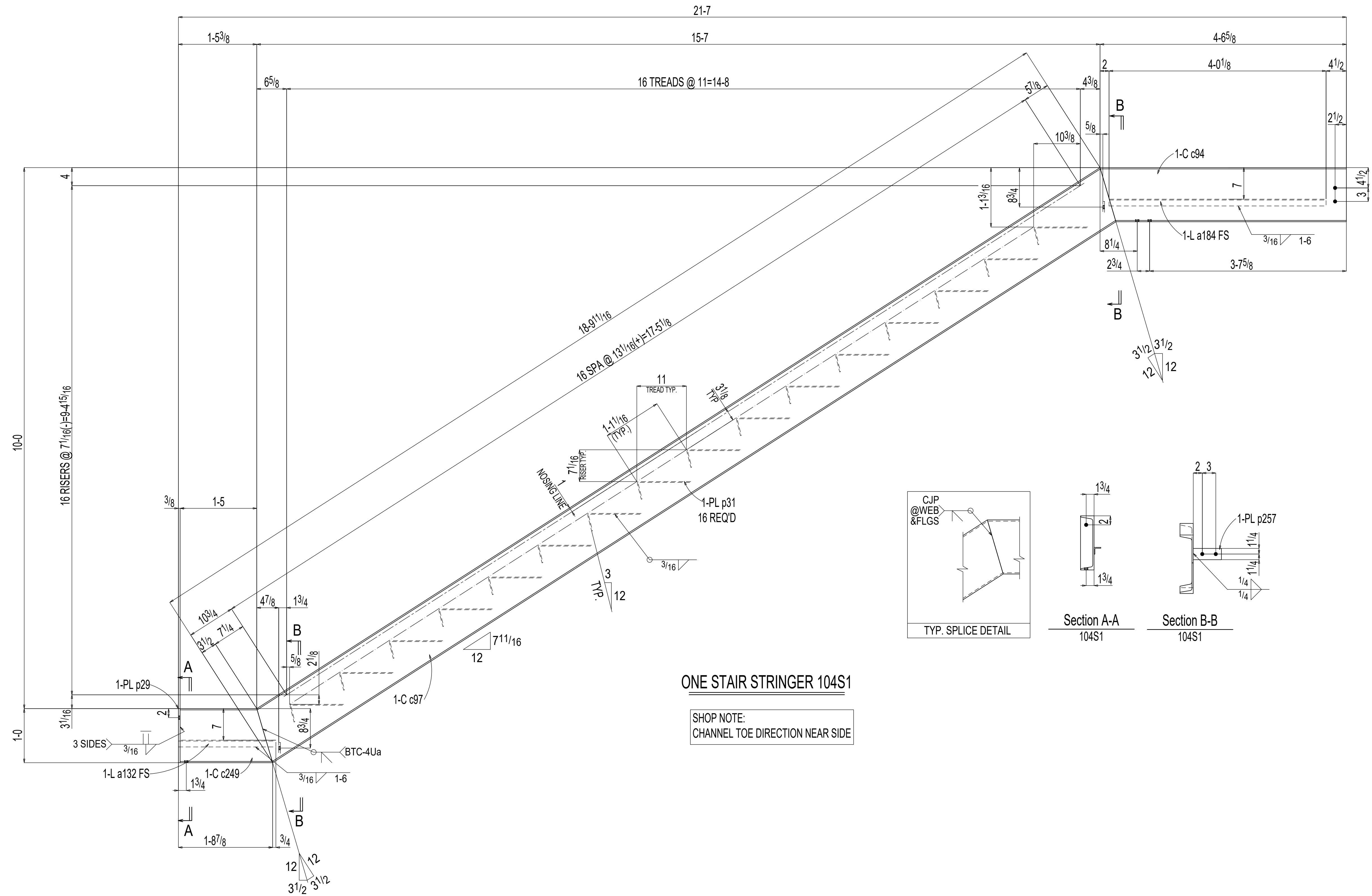
BILL OF MATERIAL

QTY	PC	MARK	DESCRIPTION	LENGTH	STEEL GRADE	REMARKS	FINISH
ONE	103S1		STAIR STRINGER				PNT
1	c250		C12x20.7	18 4	A572-50		
1	c95		C12x20.7	18 9 ⁵ / ₁₆	A572-50		
1	a188		L1 ¹ / ₂ x1 ¹ / ₂ x ³ / ₁₆	1 5 ⁵ / ₈	A36		
1	a38		L6x4x ³ / ₈	0 4	A36		
1	p29		PL ³ / ₁₆ x3	1 0	A36		
1	p257		PL ³ / ₁₆ x2 ¹ / ₂	0 6 ¹ / ₄	A36		
1	p13		PL ¹ / ₂ x2 ⁵ / ₁₆	0 4 ¹ / ₂	A36		
15	p31		PL ³ / ₁₆ x1 ¹ / ₄	1 3 ¹ / ₂	A36	BENT	
1	p385		PL ³ / ₁₆ x1 ¹ / ₄	1 2	A36	BENT	
FIELD BOLTS							
1			TC ³ / ₄ Dia A325	0 2 ¹ / ₄		+1BVL, 1HD WASH	



SAMPLE DRAWING

JOB	
MADE BY	CHECKED BY DATE
ARCH	
CDNT	
	DWG. NO. 103



ONE STAIR STRINGER 104S1

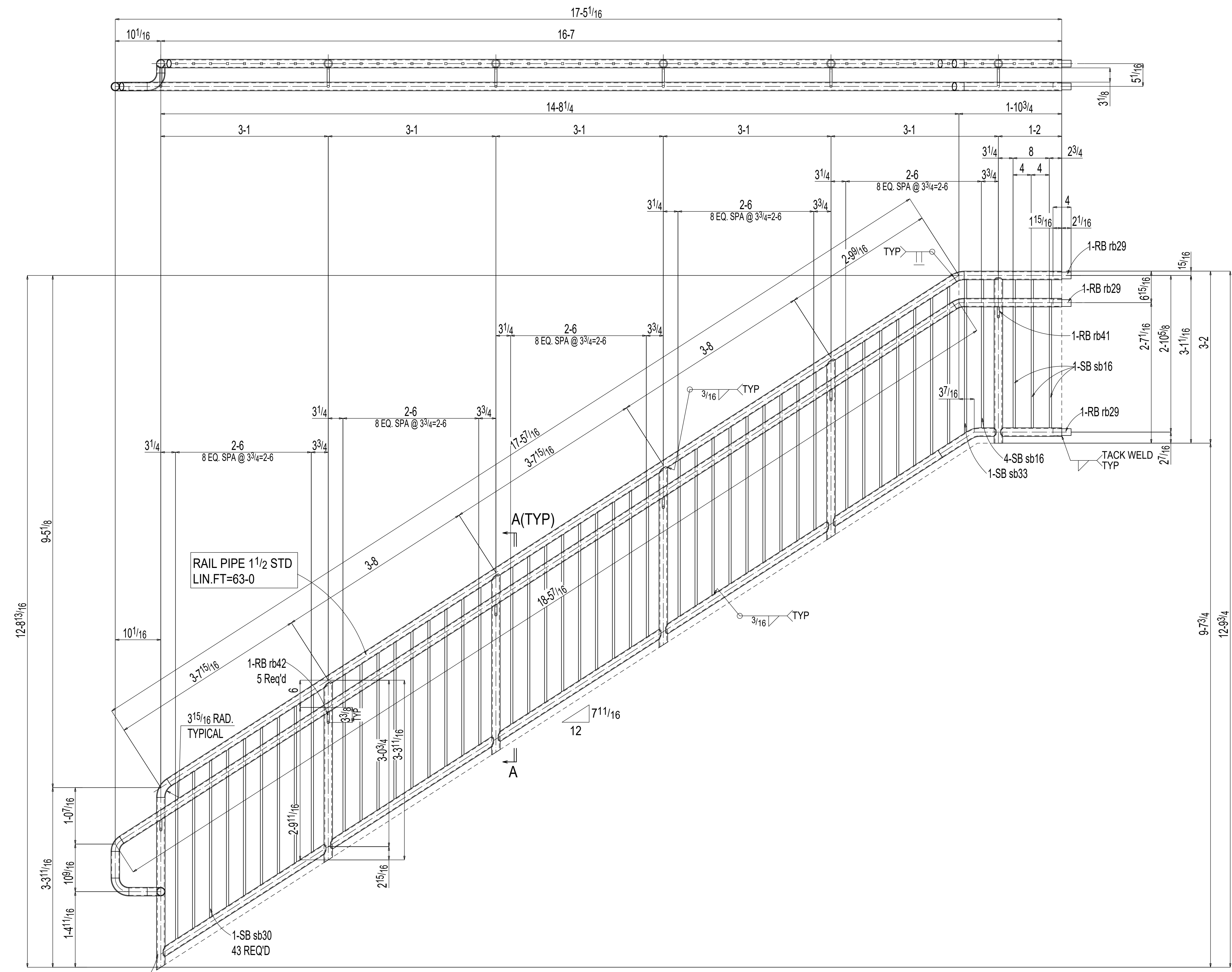
SHOP NOTE:
CHANNEL TOE DIRECTION NEAR SIDE

BILL OF MATERIAL

QTY	PC	DESCRIPTION	LENGTH	STEEL	REMARKS	FINISH
TOTAL	MARK			GRADE		
ONE	104S1	STAIR STRINGER				PNT
1	c97	C12x20.7	18	9 ¹¹ / ₁₆	A572-50	
1	c94	C12x20.7	4	6 ⁵ / ₈	A572-50	
1	c249	C12x20.7	1	8 ¹ / ₂	A572-50	
1	a184	L1 ¹ / ₂ x1 ¹ / ₂ x3 ³ / ₁₆	4	0 ¹ / ₈	A36	
1	a132	L1 ¹ / ₂ x1 ¹ / ₂ x3 ³ / ₁₆	1	9 ⁵ / ₈	A36	
1	p29	PL3x3x3	1	0	A36	
2	p257	PL3/8x2 1/2	0	6 1/4	A36	
16	p31	PL3/8x1 1/4	1	3 1/2	A36	BENT
FIELD BOLTS						
3		TC 3/4 Dia A325	0	2 1/4		+1BVL, 1HD WASH
2		TC 3/4 Dia A325	0	2		+1HD WASH
1		TC 3/4 Dia A325	0	2		+1HD WASH

SAMPLE DRAWING

JOB	
MADE BY	CHECKED BY
ARCH	
CDNT	
	DWG. NO. 104



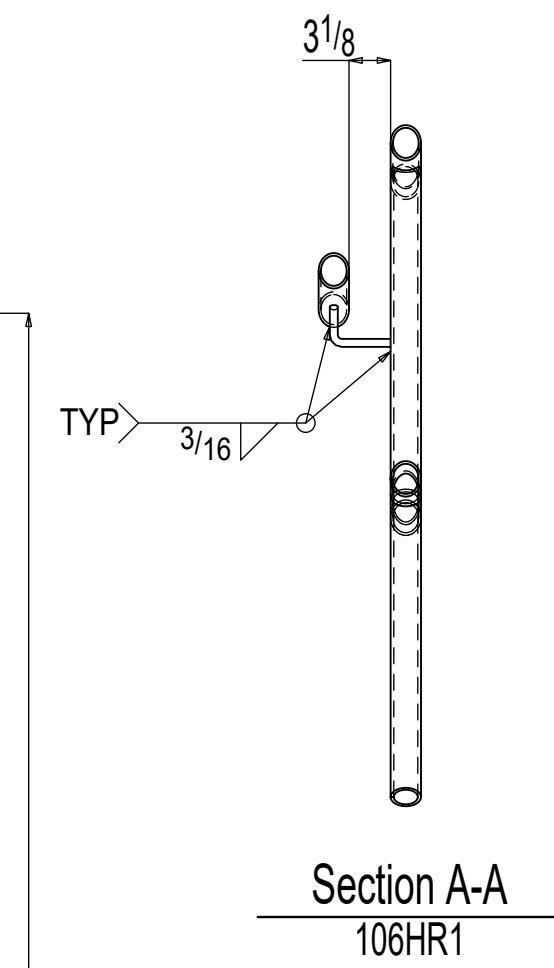
RAIL PIPE 1 1/2 STD
LIN.FT=63-0

RAIL POST PIPE 1 1/2 XS
LIN.FT=23-0

ONE HAND RAIL 106HR1

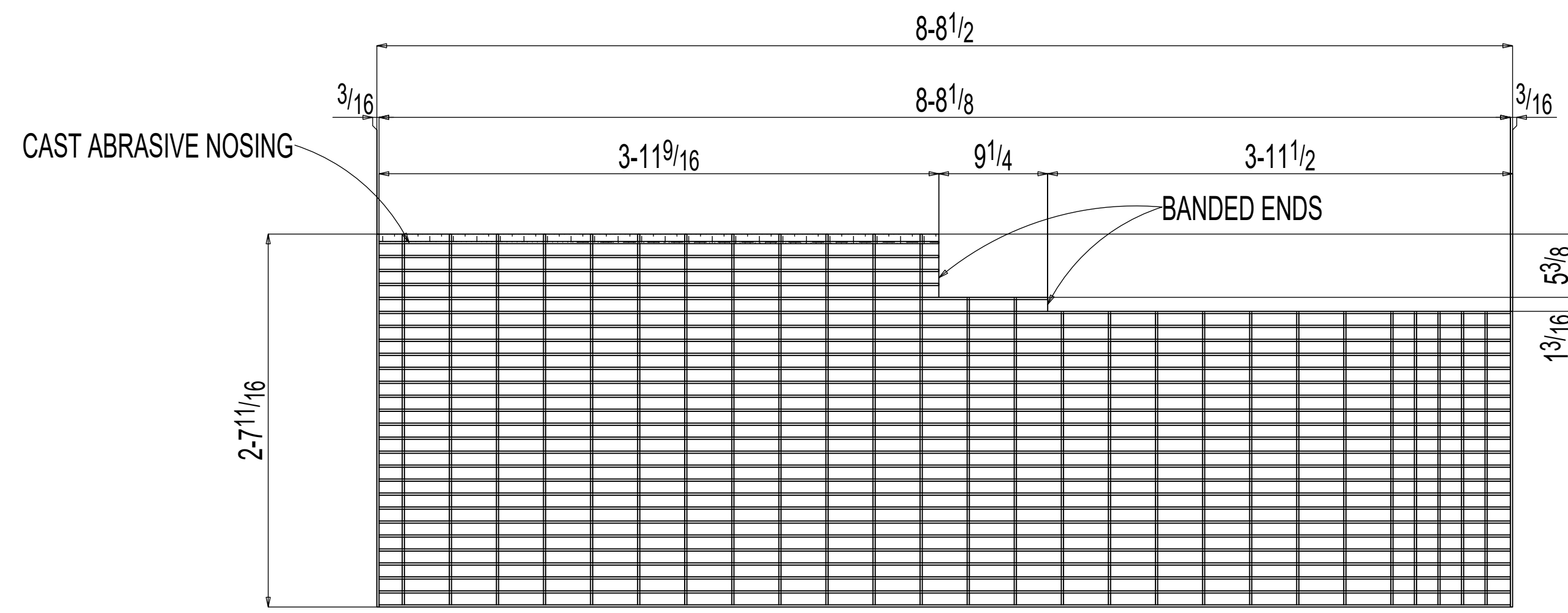
BILL OF MATERIAL

QTY	PC	DESCRIPTION	LENGTH	STEEL	REMARKS	FINISH
TOTAL	MARK			GRADE		
ONE	106HR1	HAND RAIL				PNT
1		PIPE 1 1/2 STD	63 0	A53	LIN.FIT	
4		PIPE 1 1/2 XS	23 0	A53	LIN.FIT	
5	rb42	RB 1/2	0 6 1/4	A36		
1	rb41	RB 1/2	0 6 1/16	A36		
3	rb29	RB 1 1/2	0 4	A36		
43	sb30	SB 1/2	2 10 3/16	A36		
1	sb33	SB 1/2	2 9 15/16	A36		
4	sb16	SB 1/2	2 8 11/16	A36		



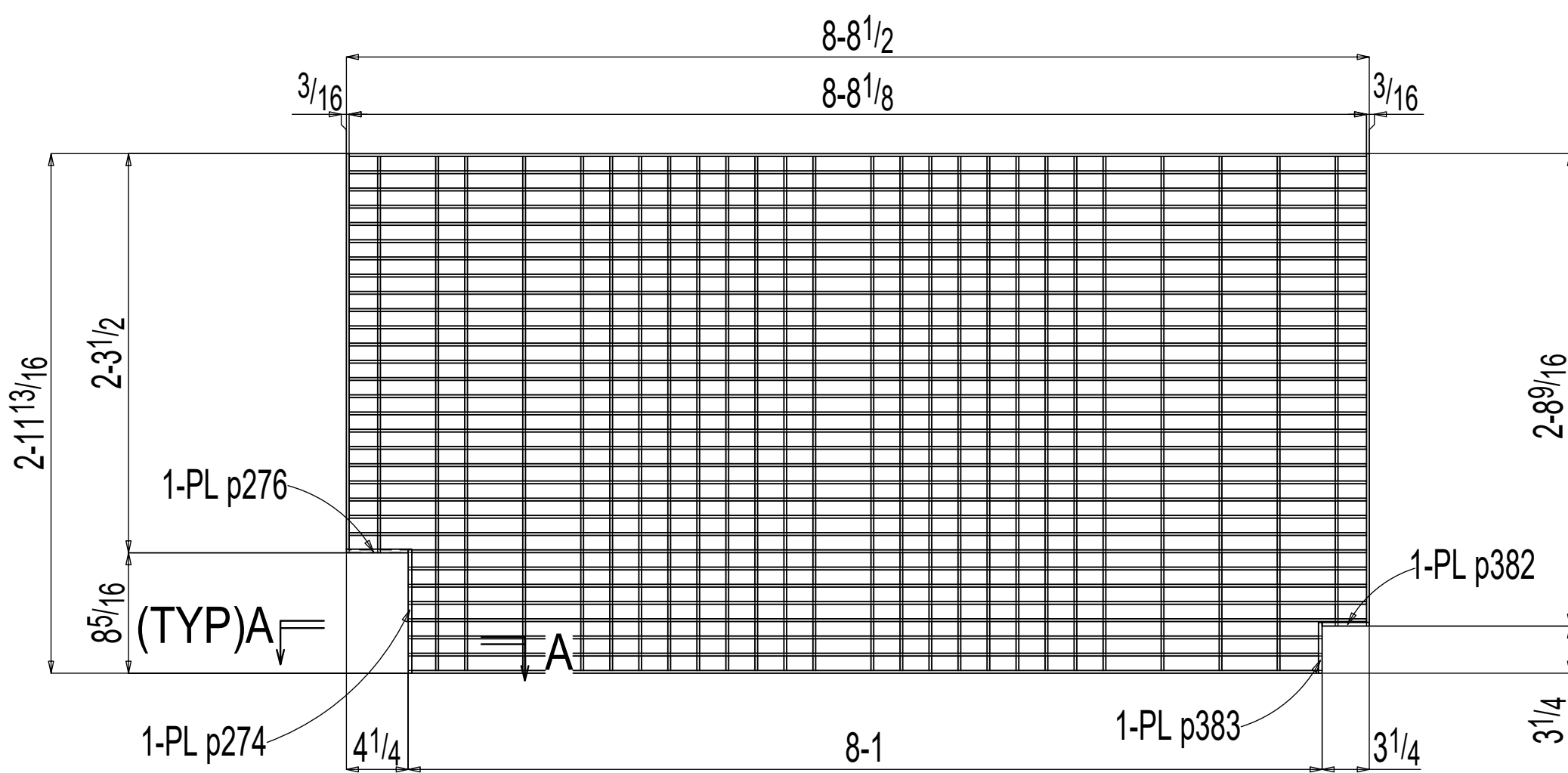
SAMPLE DRAWING

JOB	
MADE BY	CHECKED BY
ARCH	
CDNT	
	DWG. NO. 106



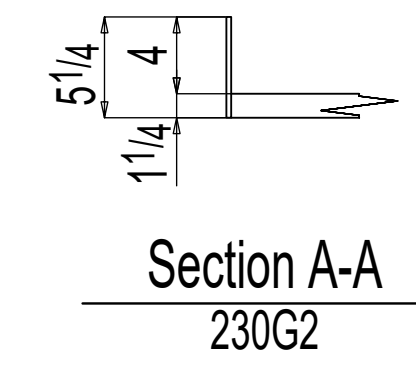
ONE GRATING 230G1

19-W-4

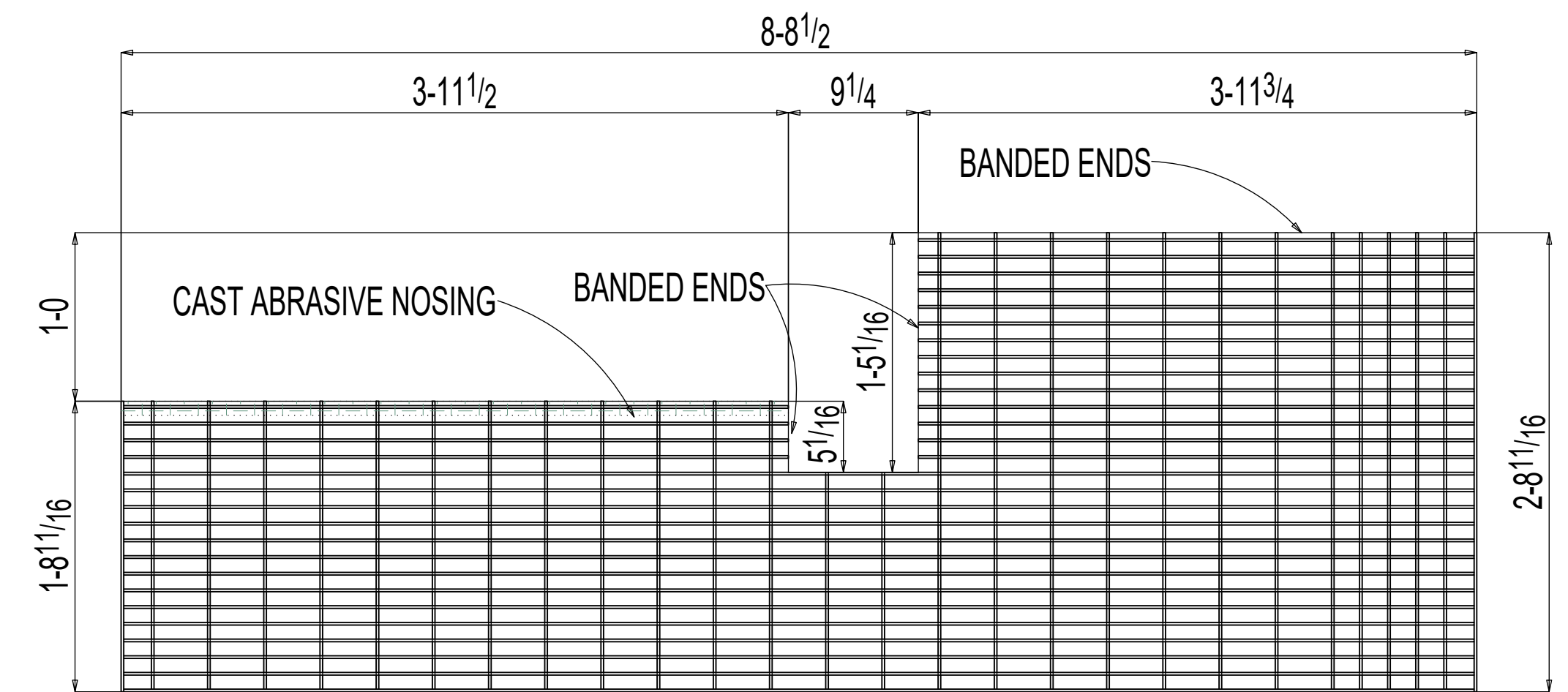


2 GRATINGS 230G2

19-W-4

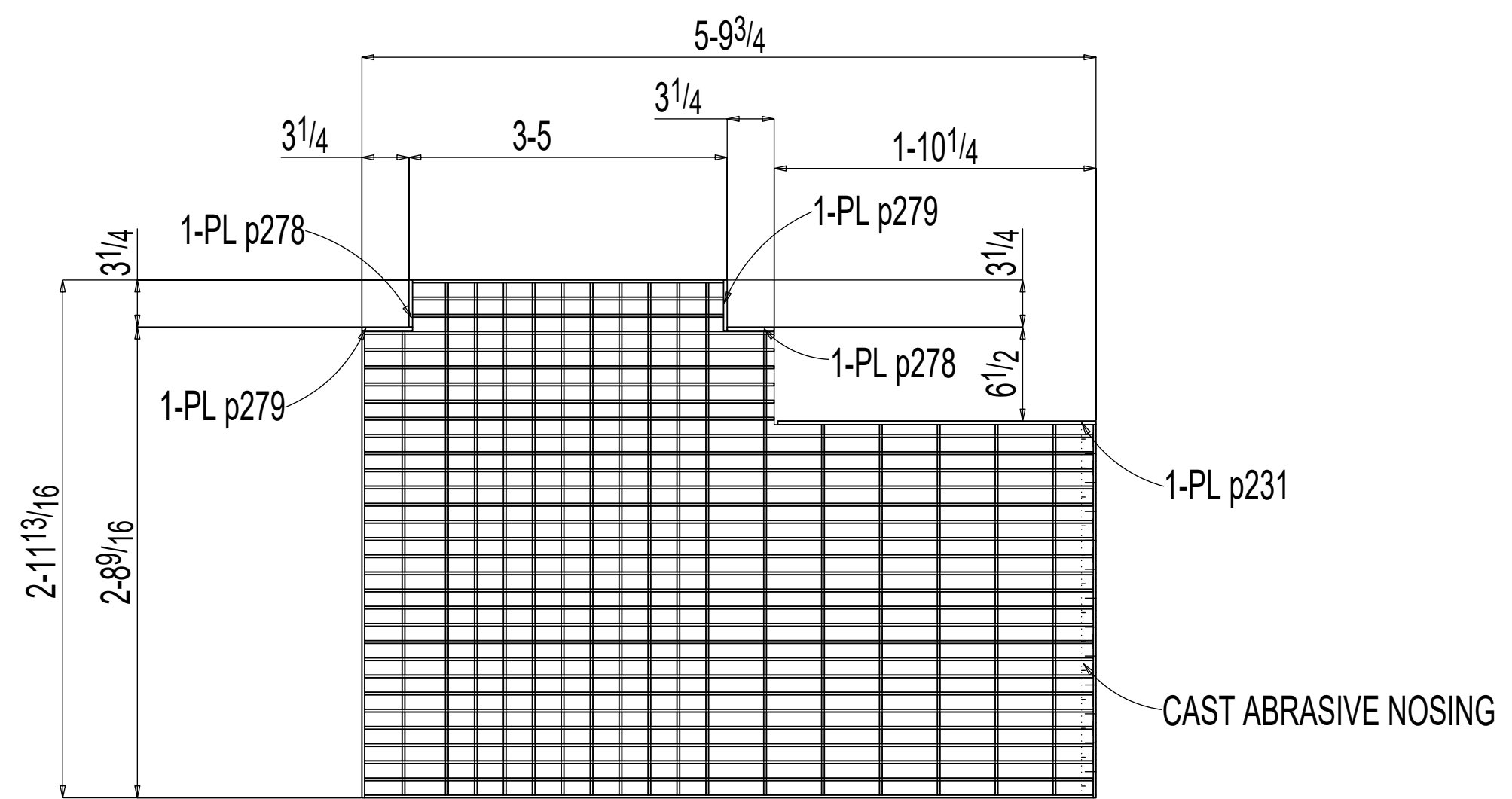


Section A-A
230G2



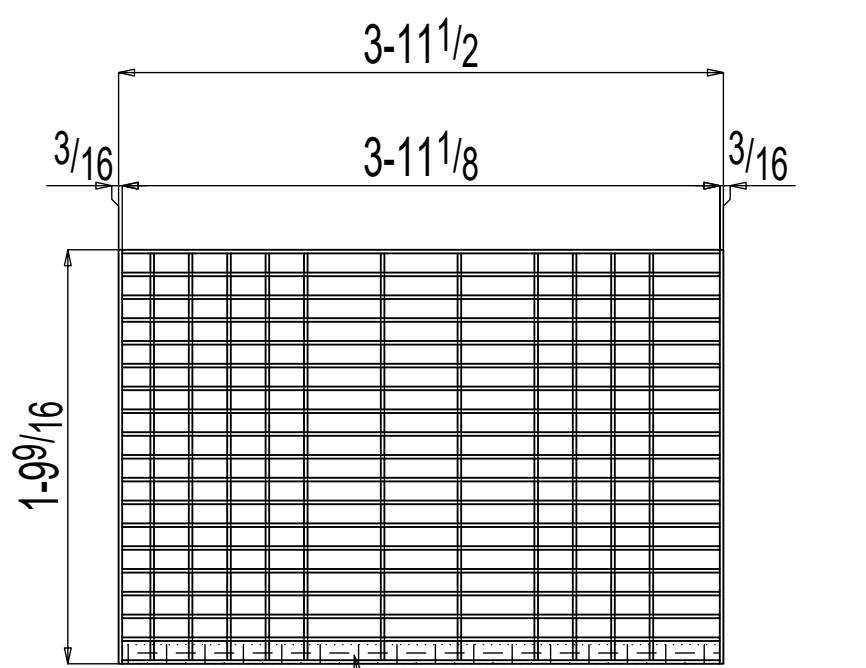
ONE GRATING 230G3

19-W-4



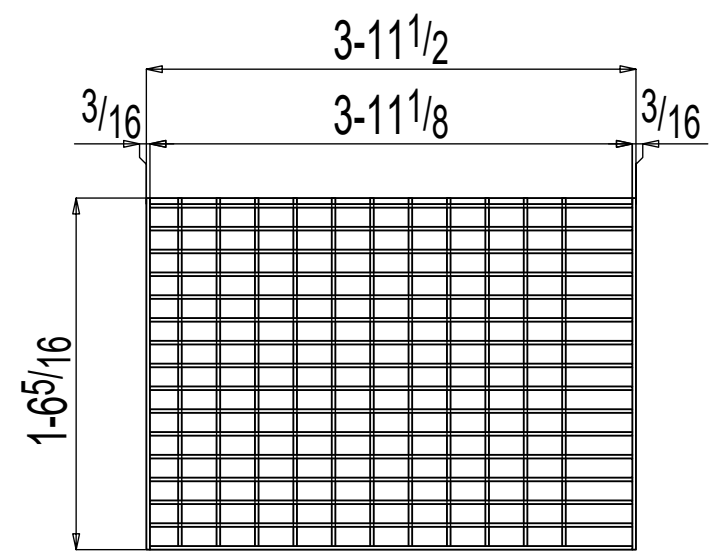
ONE GRATING 230G4

19-W-4



ONE GRATING 230G5

19-W-4



ONE GRATING 230G6

19-W-4

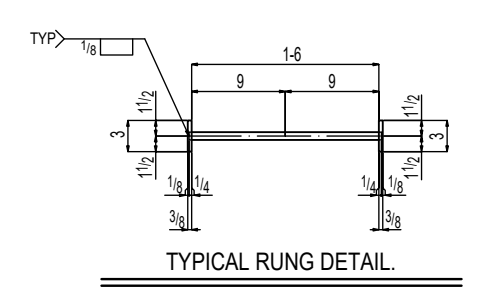
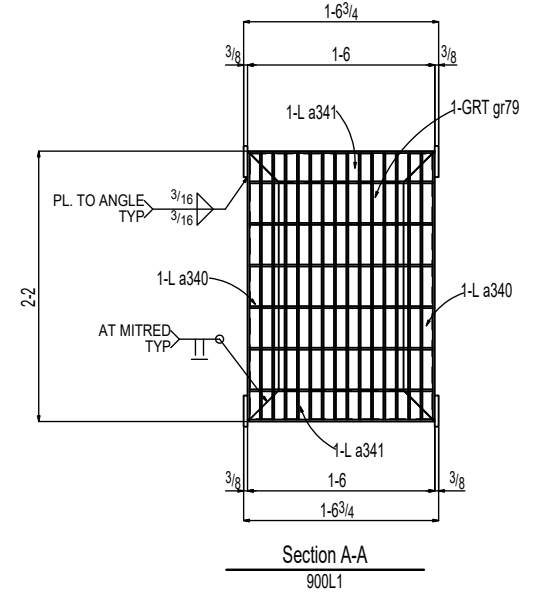
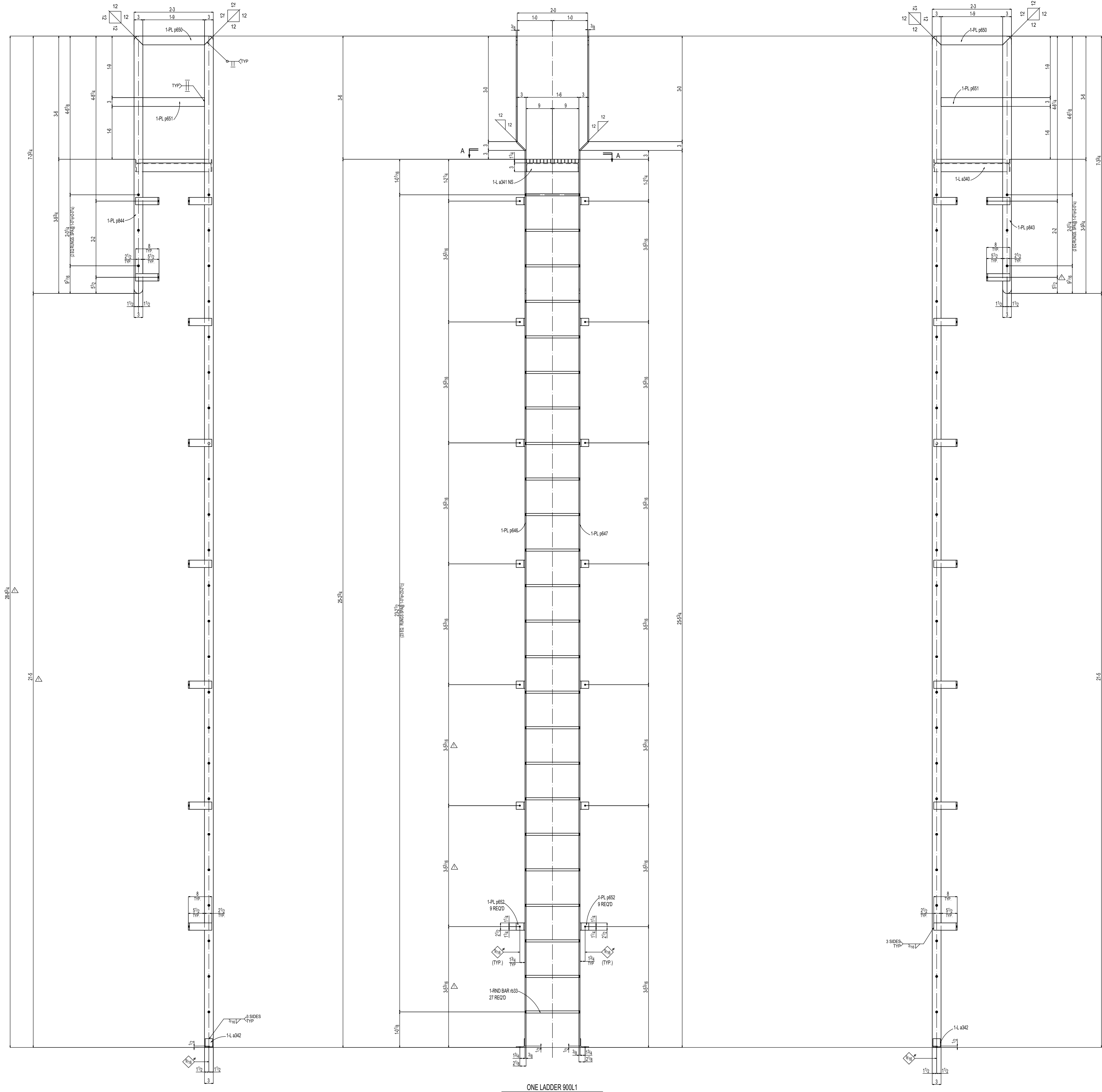
BILL OF MATERIAL						
QTY	PC	DESCRIPTION	LENGTH	STEEL	REMARKS	FINISH
ONE	230G1	GRATING				
1	230G1	GR11x32 1/4	8 8 1/2	A-1011	19-W-4	GALV
2	230G2	GRATING				
2	230G2	GR11x35 13/16	8 8 1/2	A-1011	19-W-4	GALV
2	p274	PL 1/4x5 1/4	0 8 9/16	A36		
2	p276	PL 1/4x4 1/4	0 5 1/4	A36		
2	p383	PL 1/4x3 1/2	0 5 1/4	A36		
2	p382	PL 1/4x3 1/4	0 5 1/4	A36		
ONE	230G3	GRATING				
1	230G3	GR11x37 1/16	8 8 1/2	A-1011	19-W-4	GALV
ONE	230G4	GRATING				
1	230G4	GR11x35 13/16	5 9 3/4	A-1011	19-W-4	GALV
1	p231	PL 1/4x5 1/4	1 10	A36		
2	p383	PL 1/4x3 1/2	0 5 1/4	A36		
2	p382	PL 1/4x3 1/4	0 5 1/4	A36		
ONE	230G5	GRATING				
1	230G5	GR11x21 9/16	3 11 1/2	A-1011	19-W-4	GALV
ONE	230G6	GRATING				
1	230G6	GR11x19 9/16	3 11 1/8	A-1011	19-W-4	GALV

SAMPLE DRAWING

JOB	
MADE BY	CHECKED BY DATE
ARCH	
CONT	
	DWG. NO. 230

BILL OF MATERIAL

QTY	PC	DESCRIPTION	LENGTH	STEEL	GRADE	REMARKS	FINISH
TOTAL	MARK						
ONE	900L1	LADDER				Galv	
1	p831	PL 3/8x3	28.9	A36	BENT		
2	a340	L3x3x1/4	2.2	A36			
2	a341	L3x3x1/4	1.6	A36			
2	a342	L3x3x1/4	0.21/2	A36			
27	rb33	R63/4	1.61/2	A36			
18	p652	PL 3/8x105/16	0.21/2	A36	BENT		
1	p843	PL 3/8x3	7.411/16	A36	BENT		
1	p844	PL 3/8x3	7.411/16	A36	BENT		
2	p651	PL 3/8x3	1.9	A36			
1	p832	PL 3/8x3	28.9	A36	BENT		
2	p650	PL 3/8x3	2.21/8	A36			
1	q79	GR11x18	2.15/8	A-1011			
FIELD BOLTS							
18		1/2 Dia. SCREW ANCHOR	0.4				



SAMPLE DRAWING

JOB	
MADE BY	CHECKED BY DATE
ARCH	
CDNT	
	DWG. NO. 900