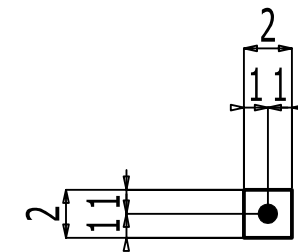
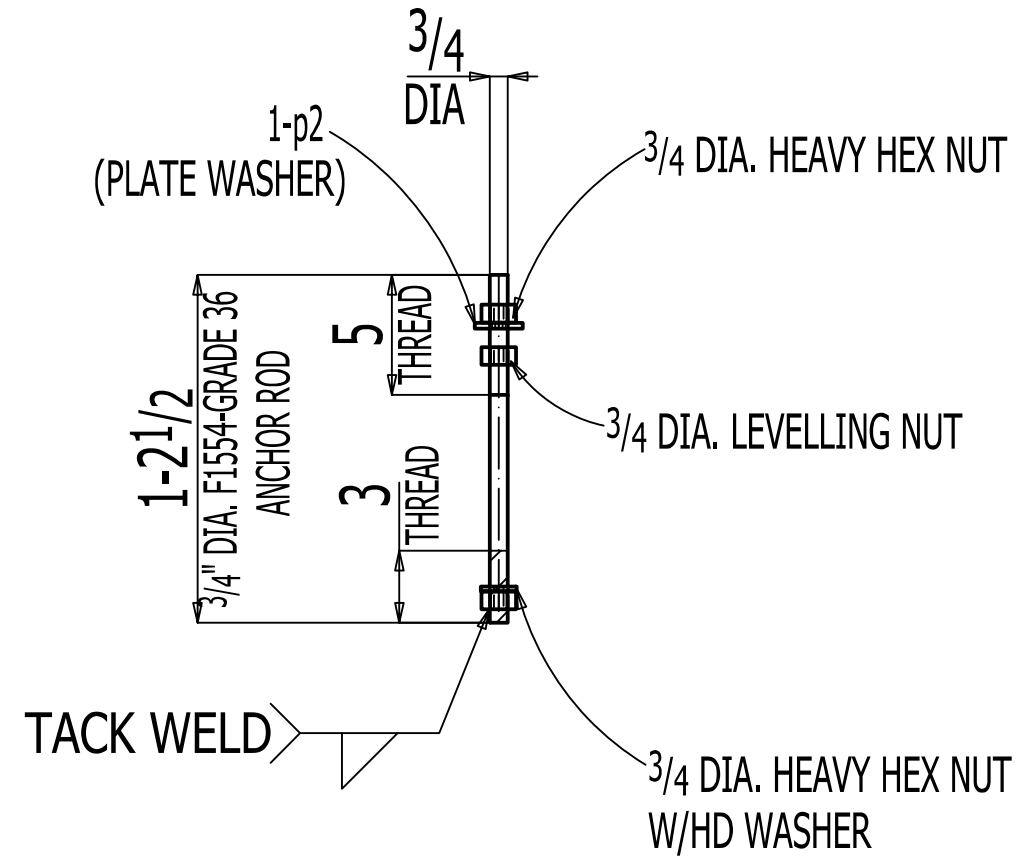


BILL OF MATERIAL

| LINE # | QTY TOTAL | PC MARK | DESCRIPTION | LENGTH | STEEL GRADE | REMARKS | WEIGHT TOTAL |
|--------|-----------|---------|-----------------------|---------|-------------|---------|--------------|
| 117 | 1AB1 | | ANCHOR ROD | | | | 246 |
| 117 | 1AB1 | | 3/4" DIA ANCHOR ROD | 1 2 1/2 | F1554 GR36 | | 213 |
| 117 | p2 | | PL 1/4x2 | 0 2 | A36 | | 33 |
| 234 | | | 3/4 DIA HEAVY HEX NUT | | A563 | | |
| 117 | | | 3/4 DIA LEVELLING NUT | | | | |
| 117 | | | 3/4 HD WASHER | | F436 | | |
| | | | | | | | |
| | | | | | | | |

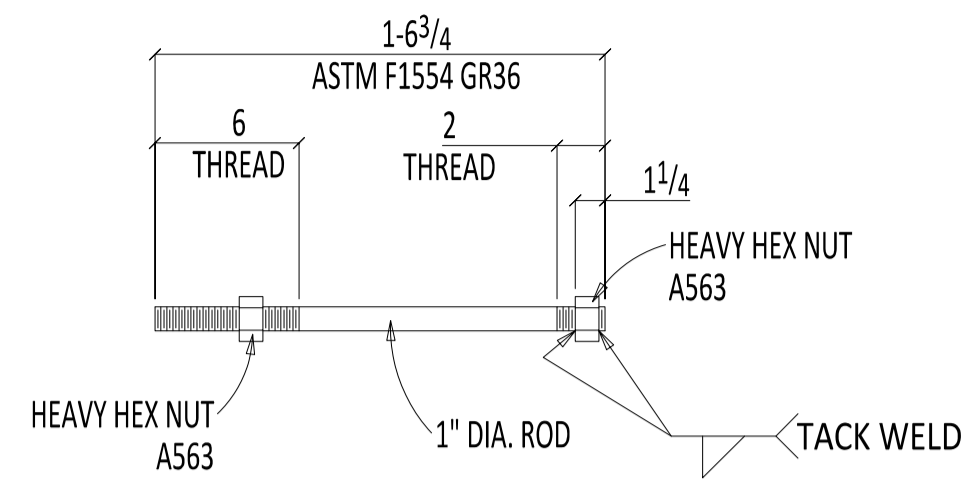
Total weight : 246



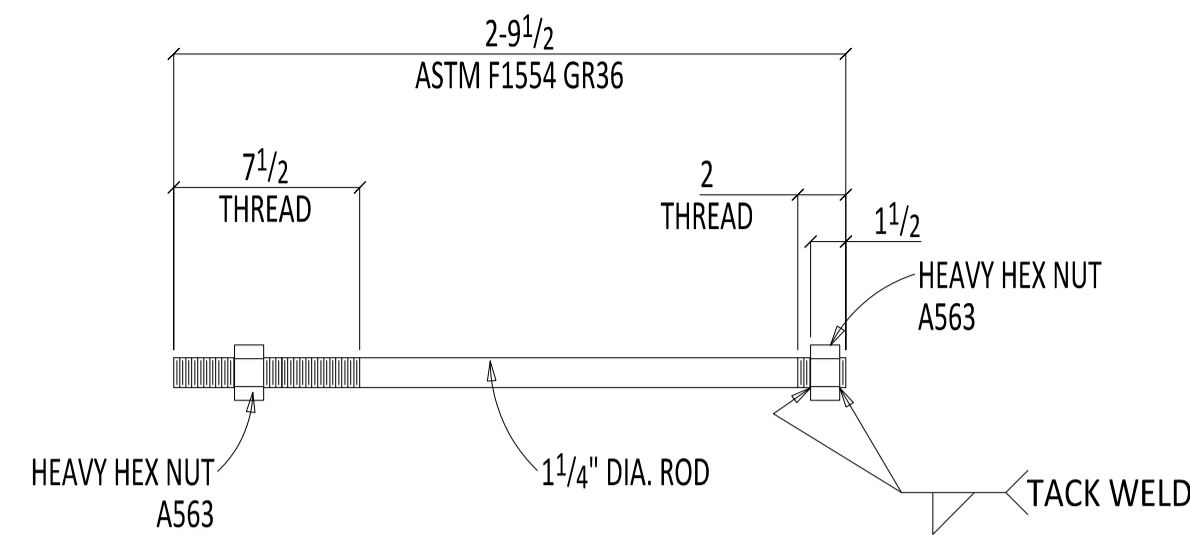
126 PL 1/4x2x0-2 p2

GRADE: A36

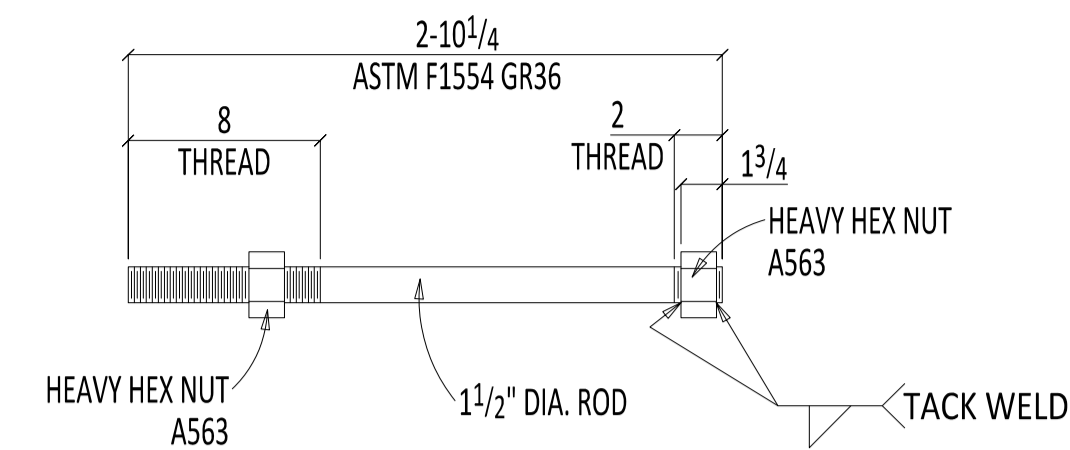
117 ANCHOR RODS 1AB1



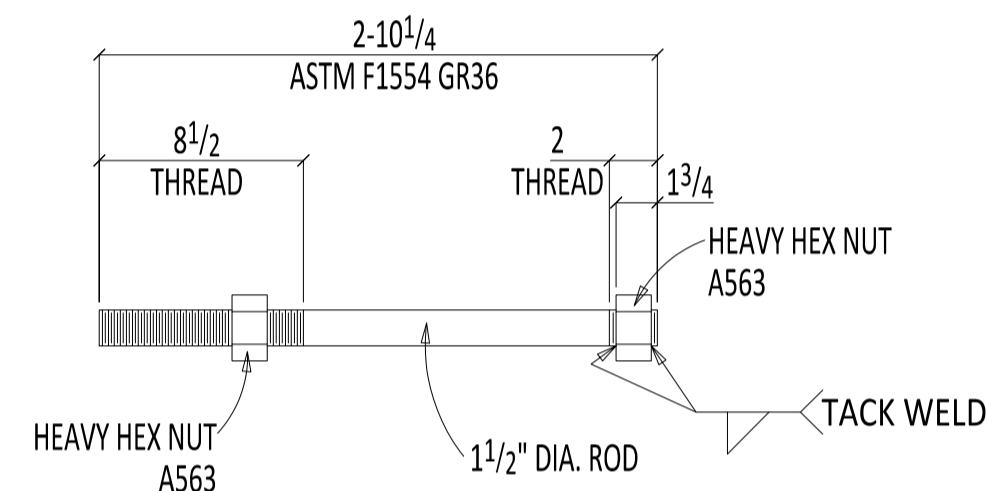
12 ANCHOR RODS 1AB1



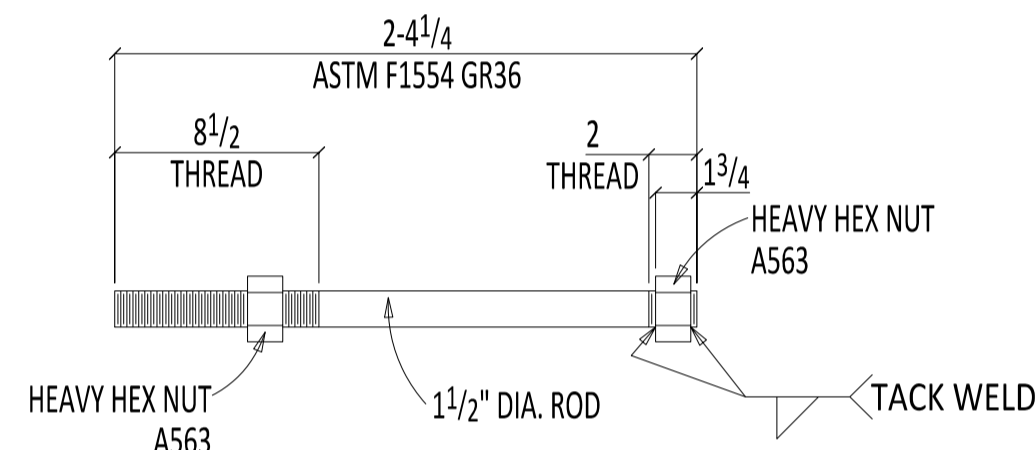
12 ANCHOR RODS 1AB2



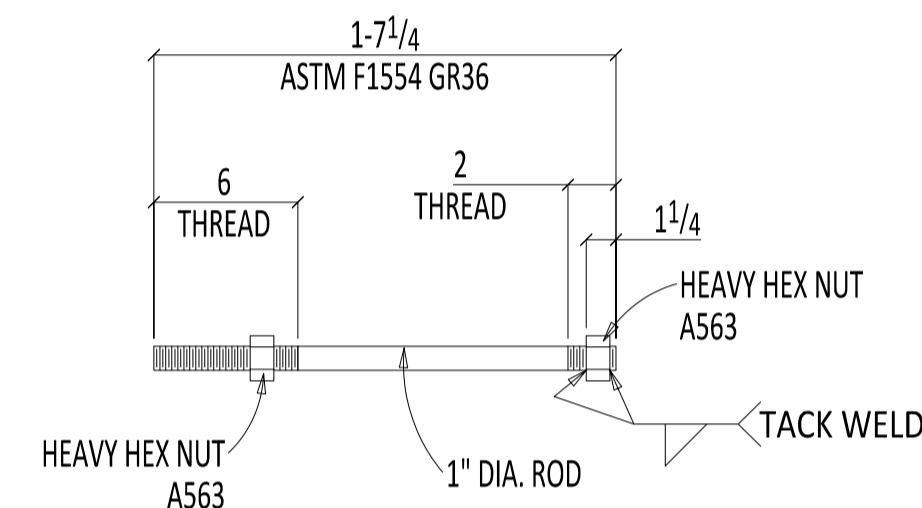
24 ANCHOR RODS 1AB3



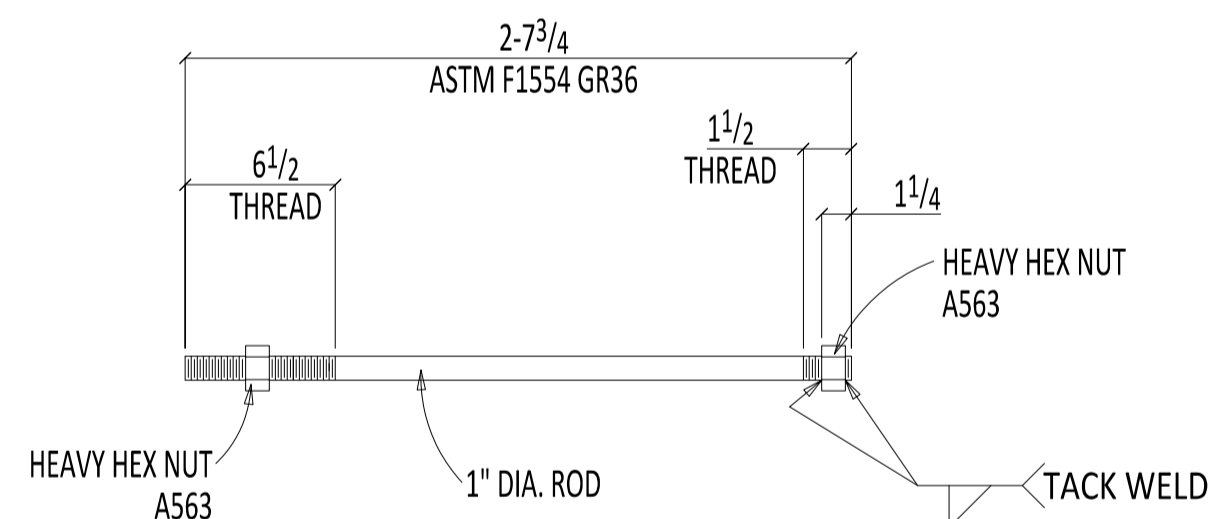
30 ANCHOR RODS 1AB4



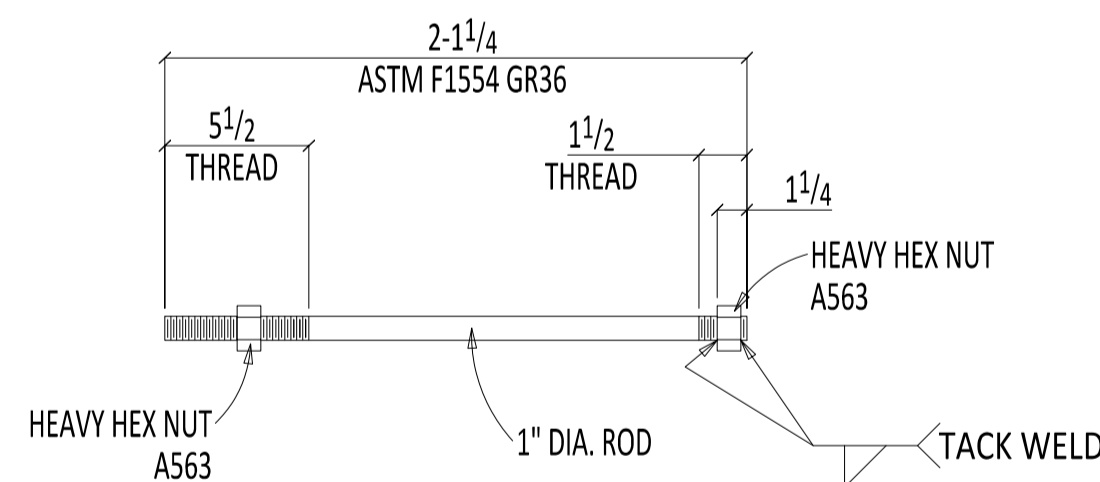
30 ANCHOR RODS 1AB5



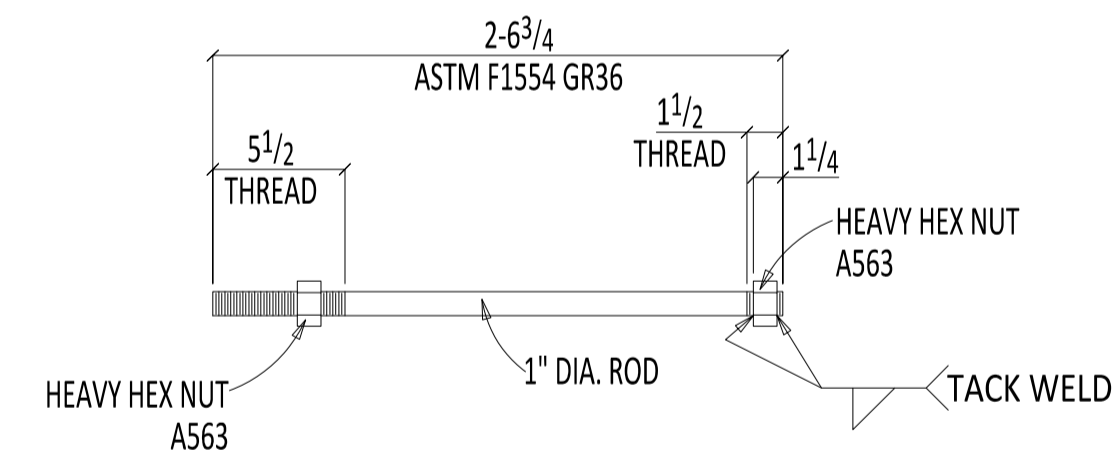
24 ANCHOR RODS 1AB6



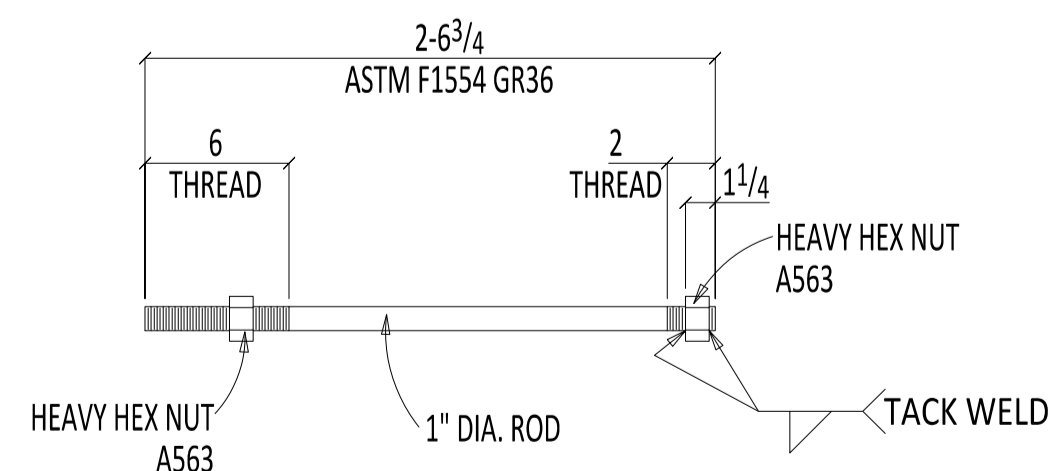
4 ANCHOR RODS 1AB7



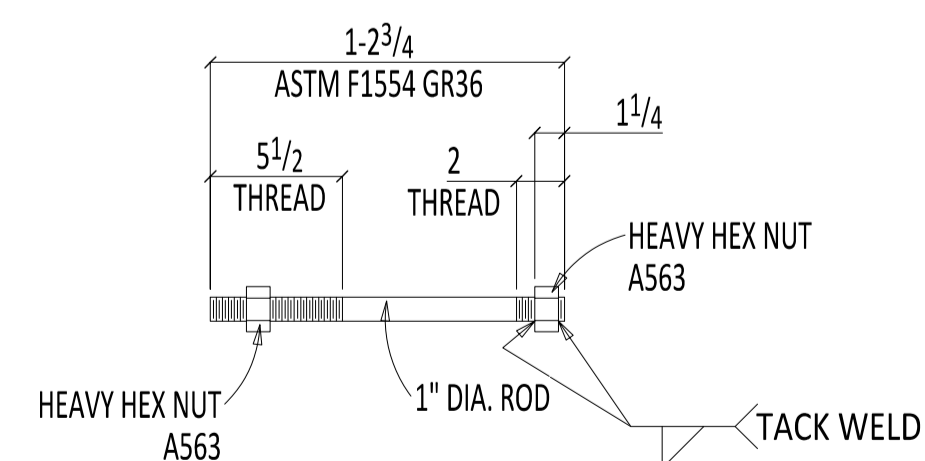
8 ANCHOR RODS 1AB8



8 ANCHOR RODS 1AB9



110 ANCHOR RODS 1AB10

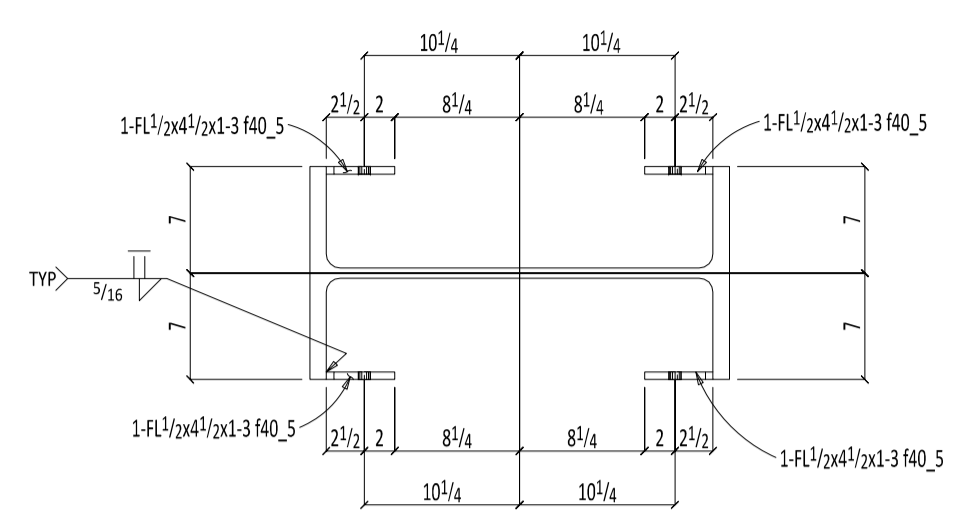


56 ANCHOR RODS 1AB11

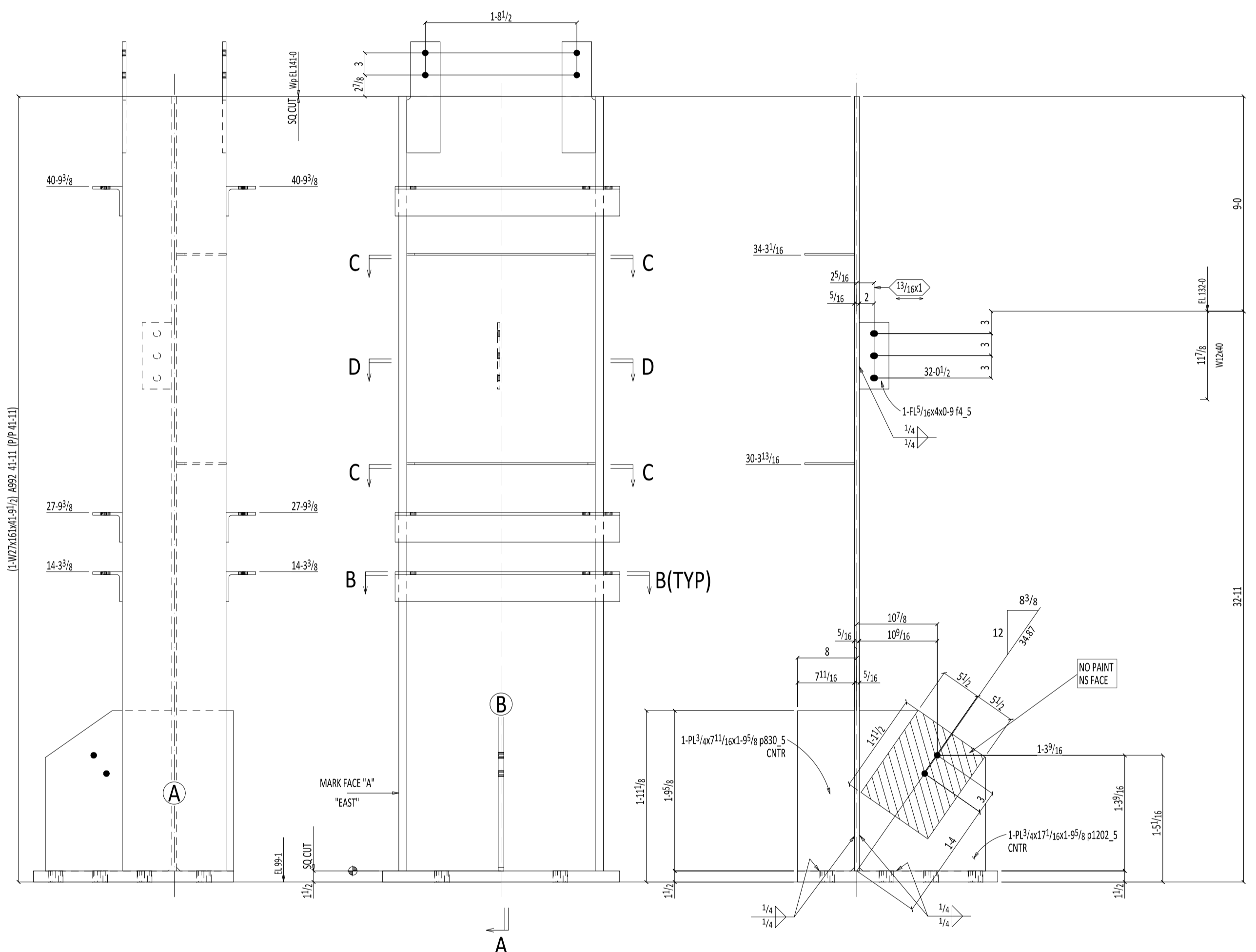
BILL OF MATERIAL

| SEQ | QTY | PC MARK | MINOR MARK | DESCRIPTION | LENGTH | REMARKS | STEEL GRADE | WEIGHT TOTAL | ADVANCE MILL # |
|-----|-----|---------|------------|-------------|----------|---------|-------------|--------------|----------------|
| 2 | 12 | 1AB1 | | ANCHOR ROD | | | | 50 | |
| | 12 | 1AB1 | RB1 | | 1 6 3/4 | | F1554 GR36 | 50 | |
| | 24 | bit1_2 | 1 | NUT | | HHNT | A563 | | |
| 6 | 12 | 1AB2 | | ANCHOR ROD | | Galv | | 140 | |
| | 12 | 1AB2 | RB1 1/4 | | 2 9 1/2 | | F1554 GR36 | 140 | |
| | 24 | bit2_6 | 1 1/4 | NUT | | HHNT | A563 | | |
| 1 | 24 | 1AB3 | | ANCHOR ROD | | | | 412 | |
| | 24 | 1AB3 | RB1 1/2 | | 2 10 1/4 | | F1554 GR36 | 412 | |
| | 48 | bit2_1 | 1 1/2 | NUT | | HHNT | A563 | | |
| 1 | 30 | 1AB4 | | ANCHOR ROD | | | | 515 | |
| | 30 | 1AB4 | RB1 1/2 | | 2 10 1/4 | | F1554 GR36 | 515 | |
| | 60 | bit2_1 | 1 1/2 | NUT | | HHNT | A563 | | |
| 1 | 30 | 1AB5 | | ANCHOR ROD | | | | 425 | |
| | 30 | 1AB5 | RB1 1/2 | | 2 4 1/4 | | F1554 GR36 | 425 | |
| | 60 | bit2_1 | 1 1/2 | NUT | | HHNT | A563 | | |
| 2 | 24 | 1AB6 | | ANCHOR ROD | | | | 103 | |
| | 24 | 1AB6 | RB1 | | 1 7 1/4 | | F1554 GR36 | 103 | |
| | 48 | bit1_2 | 1 | NUT | | HHNT | A563 | | |
| 2 | 4 | 1AB7 | | ANCHOR ROD | | | | 28 | |
| | 4 | 1AB7 | RB1 | | 2 7 3/4 | | F1554 GR36 | 28 | |
| | 8 | bit1_2 | 1 | NUT | | HHNT | A563 | | |
| 2 | 8 | 1AB8 | | ANCHOR ROD | | | | 45 | |
| | 8 | 1AB8 | RB1 | | 2 1 1/4 | | F1554 GR36 | 45 | |
| | 16 | bit1_2 | 1 | NUT | | HHNT | A563 | | |
| 1 | 8 | 1AB9 | | ANCHOR ROD | | Galv | | 55 | |
| | 8 | 1AB9 | RB1 | | 2 6 3/4 | | F1554 GR36 | 55 | |
| | 16 | bit1_5 | 1 | NUT | | HHNT | A563 | | |
| 1 | 110 | 1AB10 | | ANCHOR ROD | | | | 753 | |
| | 110 | 1AB10 | RB1 | | 2 6 3/4 | | F1554 GR36 | 753 | |
| | 220 | bit1_1 | 1 | NUT | | HHNT | A563 | | |
| 1 | 56 | 1AB11 | | ANCHOR ROD | | | | 184 | |
| | 56 | 1AB11 | RB1 | | 1 2 3/4 | | F1554 GR36 | 184 | |
| | 112 | bit1_1 | 1 | NUT | | HHNT | A563 | | |

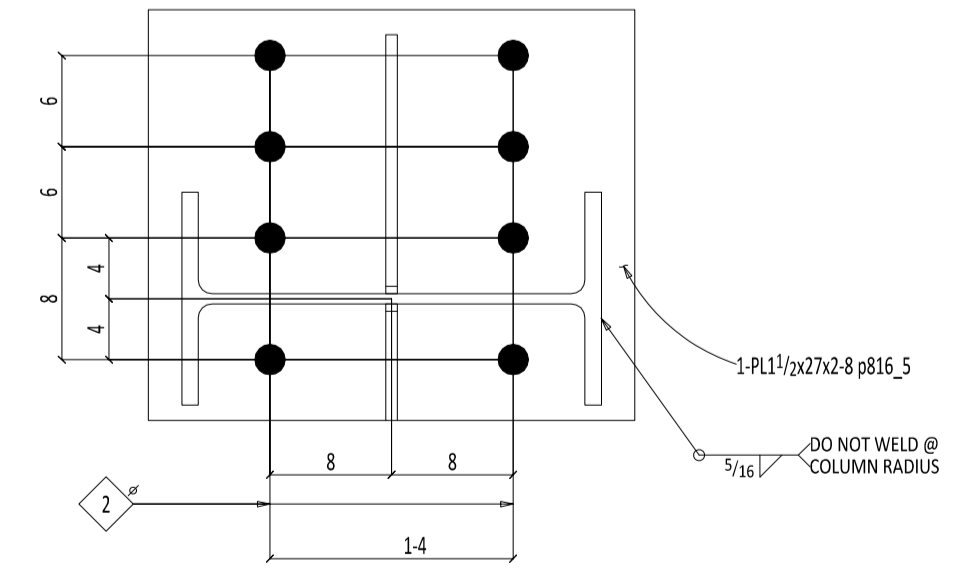
Total weight : 2710



A



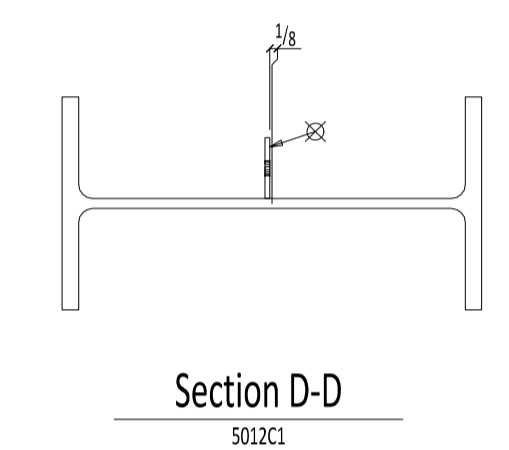
Section A-A
5012C1



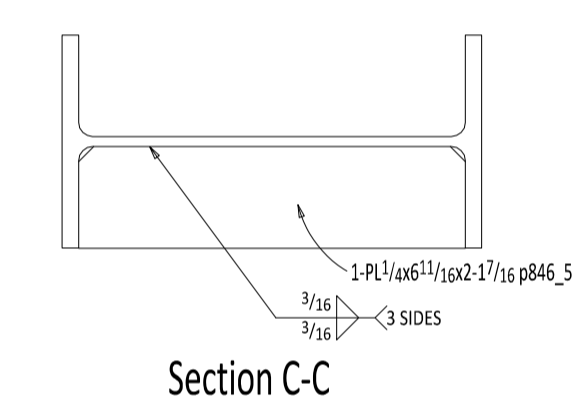
ONE COLUMN 5012C1

| | |
|---|------------|
| W | 27x9x1 1/8 |
| F | 14x1 1/8 |
| K | 2x1 1/4 |

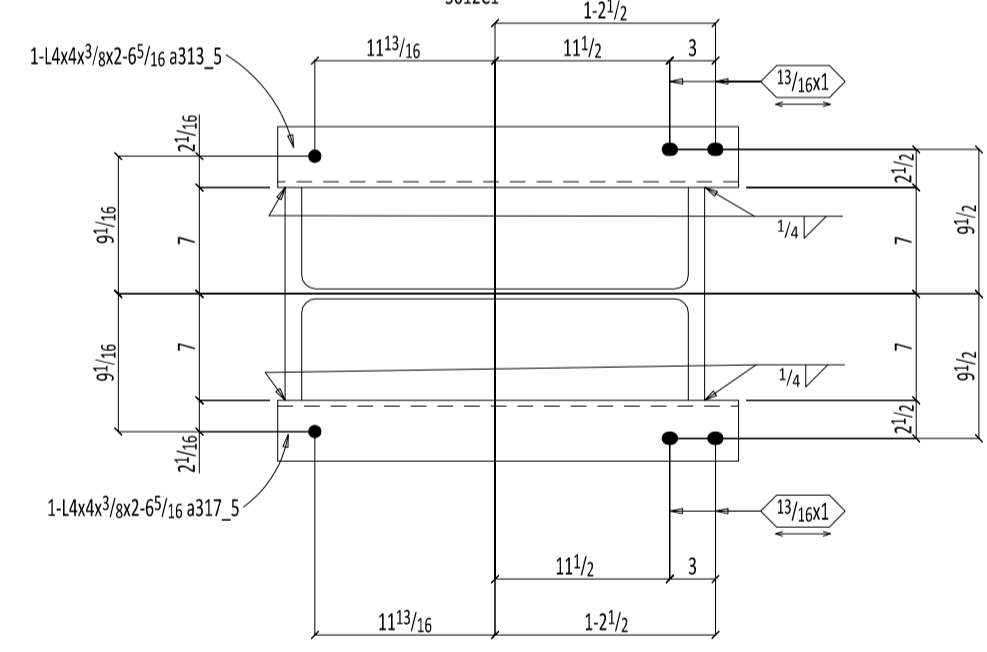
AT GRID:
D.55 & Z3.10



Section D-D
5012C1



Section C-C
5012C1



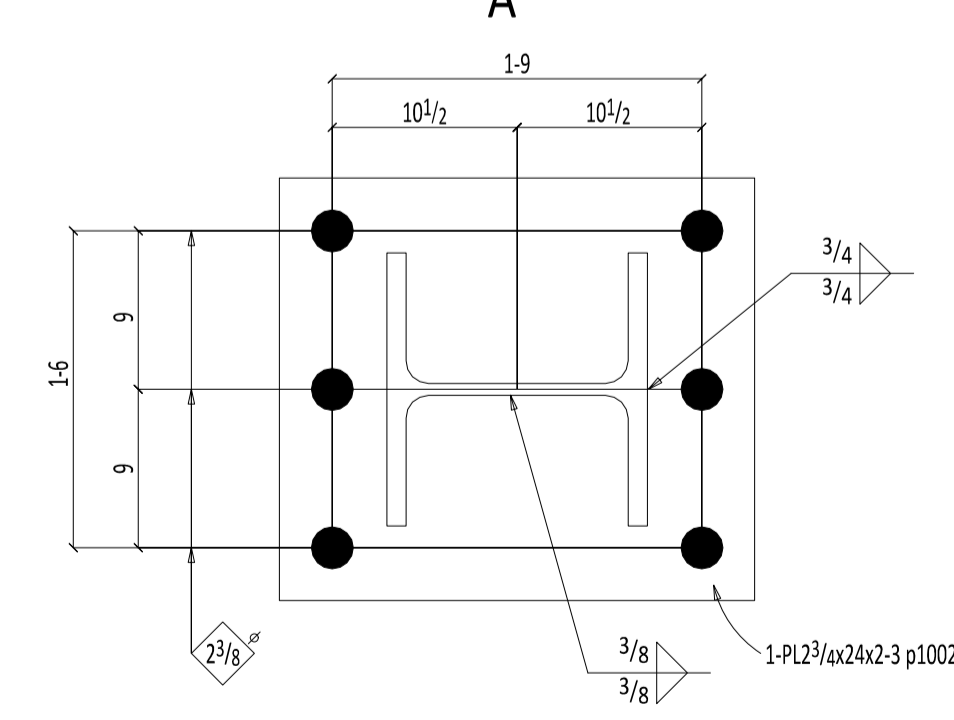
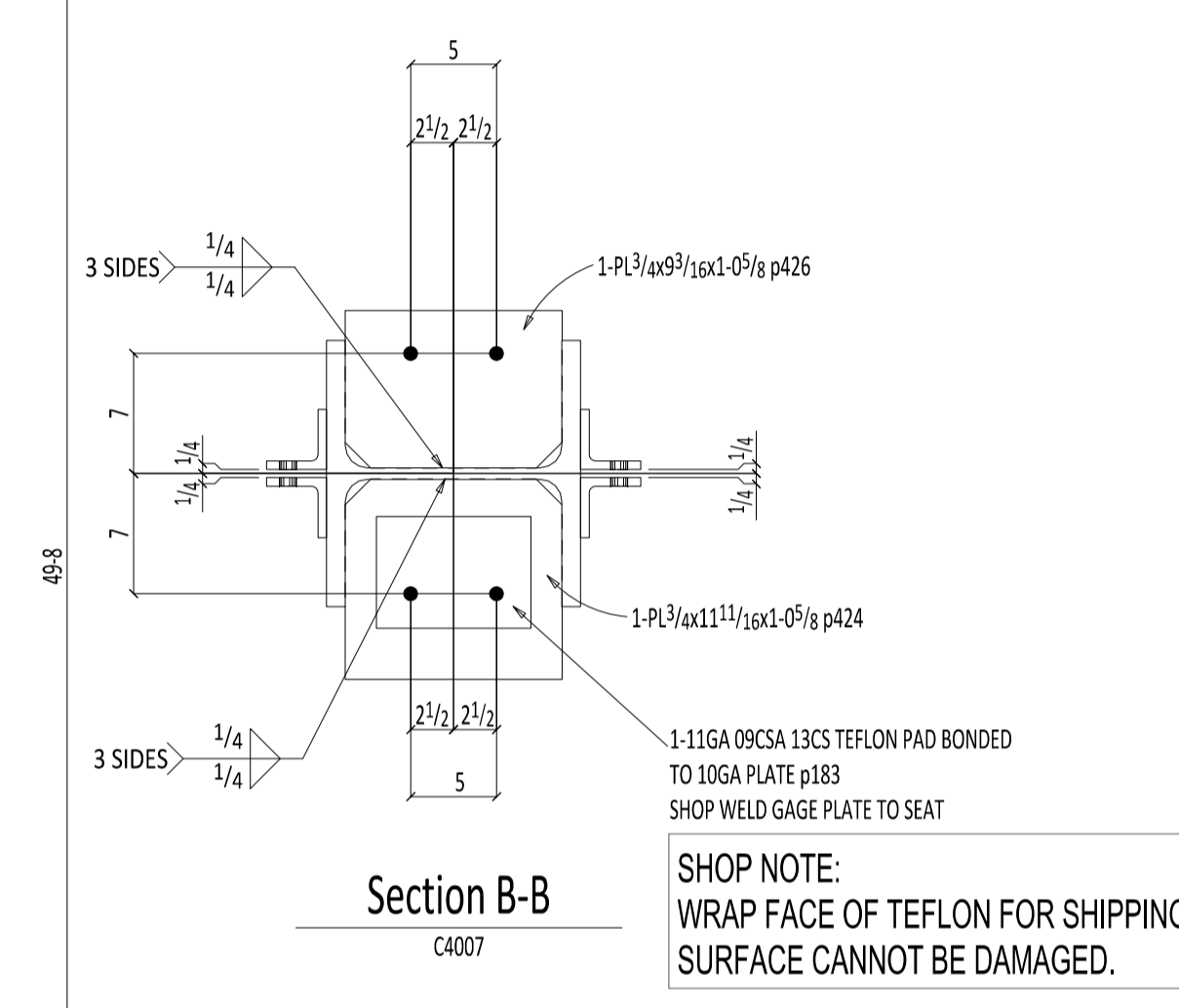
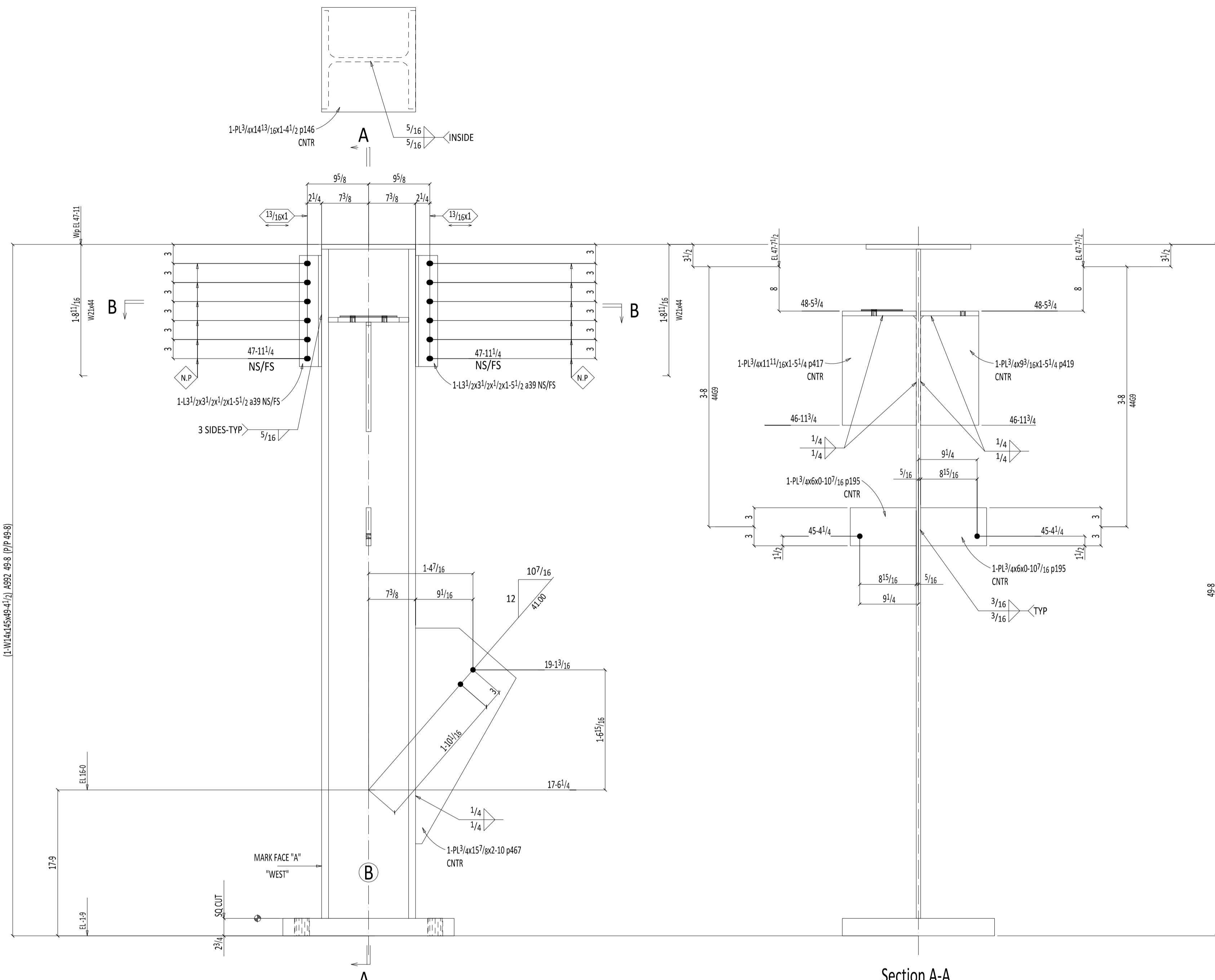
Section B-B
5012C1

BILL OF MATERIAL

| SEQ | QTY | PC | MINOR | DESCRIPTION | LENGTH | REMARKS | STEEL | WEIGHT | ADVANCE |
|-------|------|--------|---------|----------------|----------|---------|-------|--------|---------|
| TOTAL | MARK | MARK | | | | | GRADE | TOTAL | MILL # |
| 5 | ONE | 5012C1 | | COLUMN | | | | 7424 | |
| | 1 | | 5012C1 | W27x161 | 41 9 1/2 | SZE | A992 | 6728 | |
| | 3 | | a313_5 | L4x4x3/8 | 2 6 5/16 | | A36 | 74 | |
| | 3 | | a317_5 | L4x4x3/8 | 2 6 5/16 | | A36 | 74 | |
| | 1 | | p816_5 | PL1 1/2x27 | 2 8 | | A36 | 368 | |
| | 1 | | p1202_5 | PL3/8x17 1/8 | 1 9 5/8 | | A36 | 78 | |
| | 1 | | p830_5 | PL3/8x7 1/8 | 1 9 5/8 | | A36 | 35 | |
| | 4 | | f40_5 | FL 1/2x4 1/2 | 1 3 | | A36 | 38 | |
| | 1 | | f4_5 | FL 3/8x4 | 0 9 | | A36 | 3 | |
| | 2 | | p846_5 | PL 1/8x6 11/16 | 2 17/16 | | A36 | 24 | |
| | | | | FIELD BOLTS | | | | | |
| | 8 | | | 1 1/2 NUT | | HHNT | A563 | | |

Total weight : 7424

[L-W14x145-99-41/2] A992 49S (P/P 49-8)



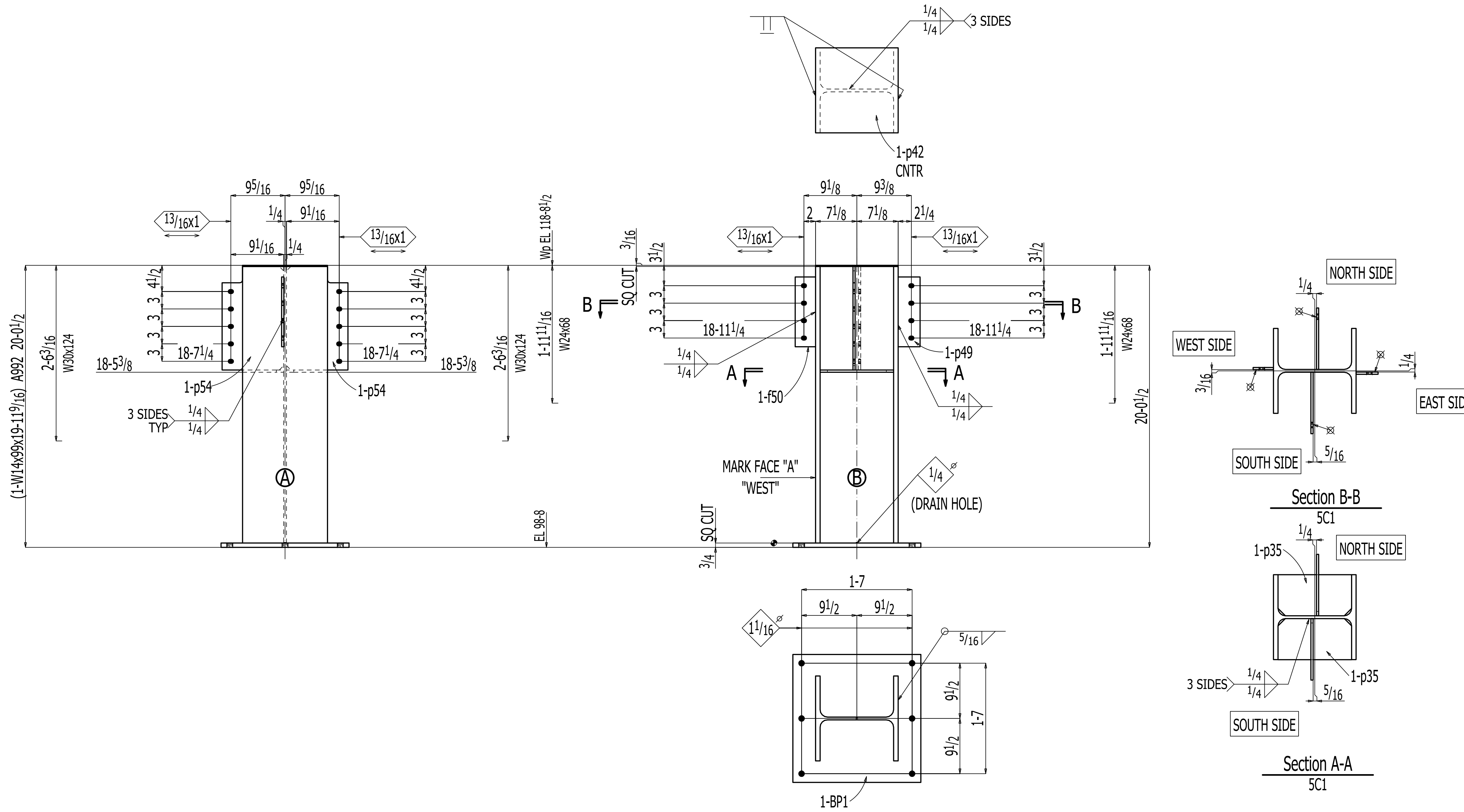
BILL OF MATERIAL

| SEQ | QTY | PC | MINOR | DESCRIPTION | LENGTH | REMARKS | STEEL | WEIGHT | ADVANCE |
|-------|------|-------|-------|-----------------------------|--------|-------------------------|---------|--------|---------|
| TOTAL | MARK | MARK | | | | | GRADE | TOTAL | MILL # |
| 4 | ONE | C4007 | | COLUMN | | PNT | | 8058 | 9-3 |
| 1 | | C4007 | | W14x145 | 49 | S2E | A992 | 7159 | |
| 4 | | a39 | | L3 1/2x3 1/2x1/2 | 1 | | A529-50 | 65 | |
| 1 | | p1002 | | PL ^{2 3/8} x24 | 2 | | A36 | 505 | |
| 1 | | p424 | | PL ^{3/4} x11 1/16 | 1 | | A36 | 31 | |
| 1 | | p426 | | PL ^{3/4} x3 1/2 | 1 | | A36 | 25 | |
| 1 | | p467 | | PL ^{3/4} x15 7/8 | 2 | | A36 | 115 | |
| 1 | | p146 | | PL ^{3/4} x14 13/16 | 1 | | A36 | 52 | |
| 1 | | p417 | | PL ^{3/4} x11 1/16 | 1 | | A36 | 43 | |
| 1 | | p419 | | PL ^{3/4} x9 3/16 | 1 | | A36 | 34 | |
| 2 | | p195 | | PL ^{3/4} x6 | 0 | | A36 | 27 | |
| 1 | | p183 | | PL10GA6 1/2 | 0 | 09CSA 13CS TEFLON PAD | | 2 | |
| 4 | | | | FIELD BOLTS | 0 | 3/4 Dia A325N +1HD WASH | | | |

Total weight : 8058

BILL OF MATERIAL

| LINE # | QTY | PC MARK | DESCRIPTION | LENGTH | REMARKS | STEEL GRADE | WEIGHT |
|--------|-----|------------------|-------------|--------------|---------|-------------|---------------------|
| 3 | 5C1 | | COLUMN | | | | 6475 |
| 3 | 5C1 | W14x99 | | 19' 11 1/16" | SIZE | A992 | 5929 |
| 3 | BP1 | PL 3/8x22 | | 1' 10" | | A36 | 309 |
| 6 | p54 | PL 3/8x10 9/16 | | 1' 5 3/16" | | A36 | 120 |
| 6 | p35 | PL 3/8x7 1/16 | | 1' 0 5/8" | | A36 | 57 |
| 3 | p49 | PL 3/8x3 1/4 | | 1' 0" | | A36 | 14 |
| 3 | f50 | FL 3/8x3 1/2 | | 1' 0" | | A36 | 13 |
| 3 | p42 | PL 2 1/8x14 1/16 | | 1' 2 5/8" | | A36 | 33 |
| | | | | | | | Total weight : 6475 |

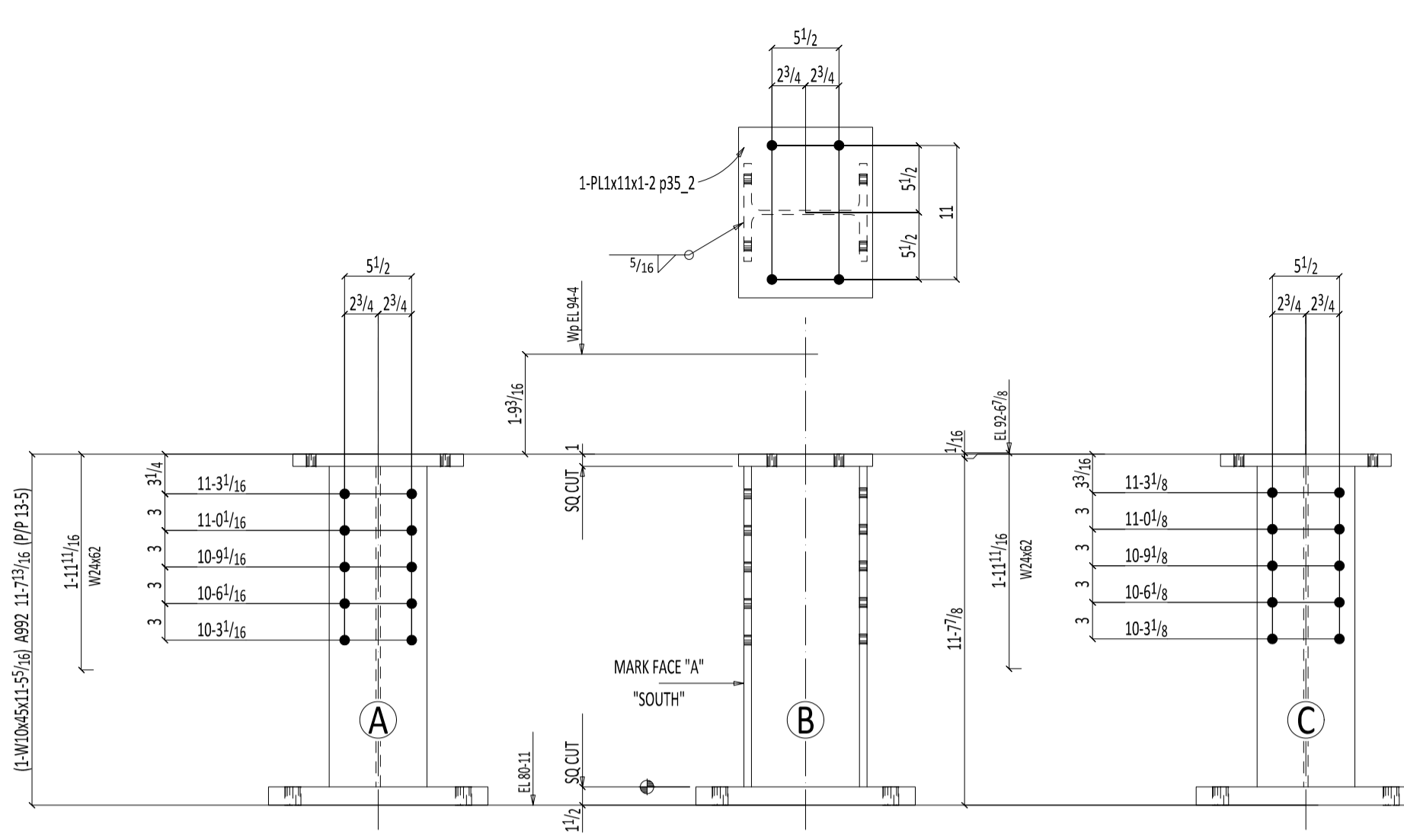


3 COLUMNS 5C1

- W | 14 3/16 x 1 1/2
- AT GRID: F | 14 5/8 x 3/4
- P2 & PB | K | 2 1/16 x 1 1/2
- P3 & PB
- P4 & PB

BILL OF MATERIAL

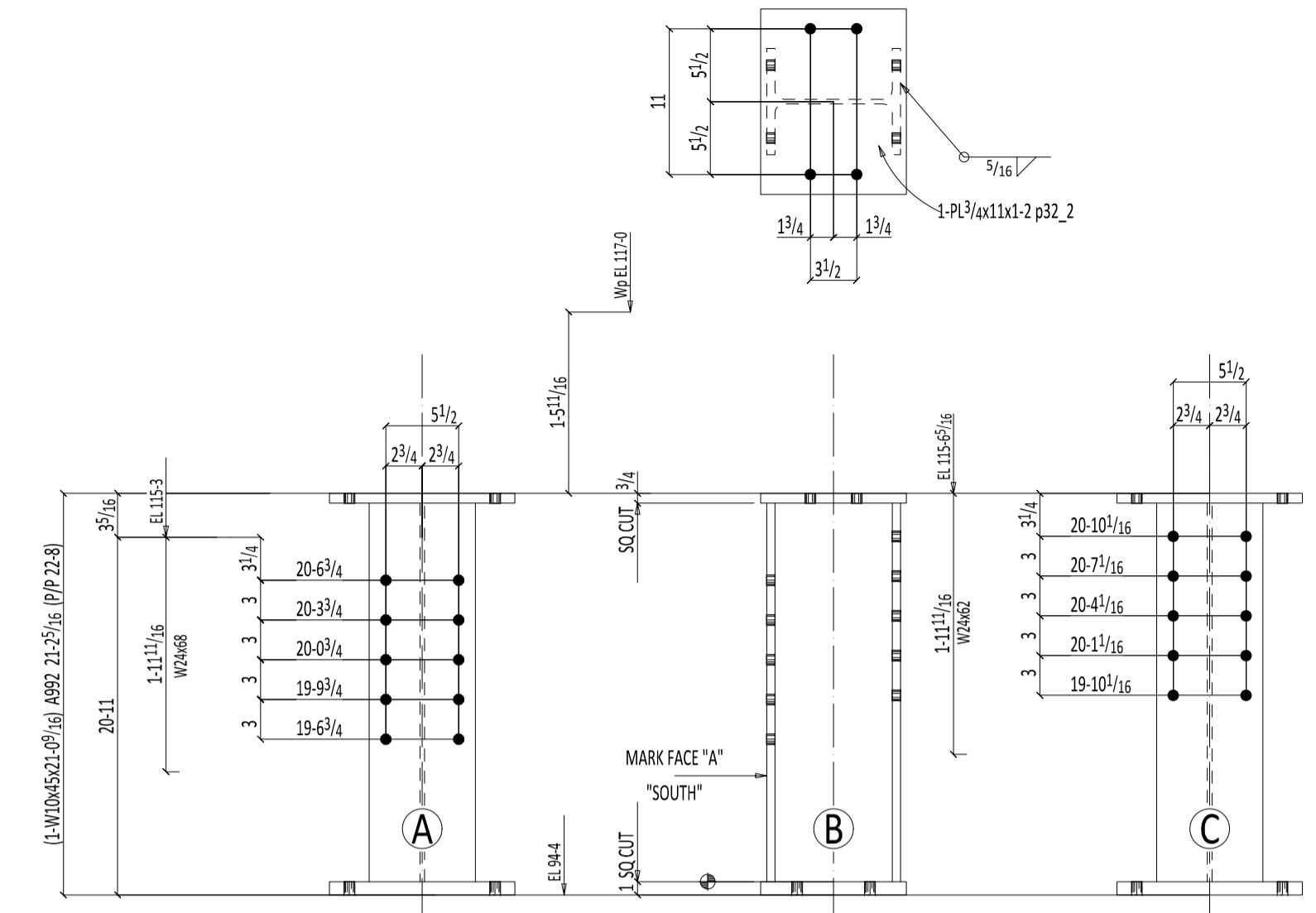
| SEQ | QTY | PC | MINOR | DESCRIPTION | LENGTH | REMARKS | STEEL | WEIGHT | ADVANCE |
|-------|------|-------|-------|------------------|--------|---------|-----------|--------|---------|
| TOTAL | MARK | MARK | | | | | GRADE | TOTAL | MILL # |
| 2 | ONE | 217C1 | | COLUMN | | | | 696 | 14-12 |
| | 1 | 217C1 | | W10x45 | 11 | SZE | A992 | 515 | |
| | 1 | bp5_2 | | PL1 1/2x18 | 1 | 6 | A36 | 138 | |
| | 1 | p35_2 | | PL1x11 | 1 | 2 | A36 | 44 | |
| | | | | FIELD BOLTS | | | | | |
| | 4 | | | 1 NUT | | HHNT | A563 | | |
| 2 | ONE | 217C2 | | COLUMN | | | | 1024 | 14-11 |
| | 1 | 217C2 | | W10x45 | 21 | 09 1/16 | A992 | 947 | |
| | 1 | p35_2 | | PL1x11 | 1 | 2 | A36 | 44 | |
| | 1 | p32_2 | | PL3/4x11 | 1 | 2 | A36 | 33 | |
| | | | | FIELD BOLTS | | | | | |
| | 4 | | | TC 3/4 Dia A325N | 0 | 3 | +1HD WASH | | |
| 2 | ONE | 217C3 | | COLUMN | | | | 619 | 14-15 |
| | 1 | 217C3 | | W10x39 | 11 | 5 15/16 | A992 | 448 | |
| | 1 | bp5_2 | | PL1 1/2x18 | 1 | 6 | A36 | 138 | |
| | 1 | p34_2 | | PL3/4x11 | 1 | 2 | A36 | 33 | |
| | | | | FIELD BOLTS | | | | | |
| | 4 | | | 1 NUT | | HHNT | A563 | | |



ONE COLUMN 217C1

W | 10 1/2x45
F | 8x1/8
K | 15 1/2x7 1/8

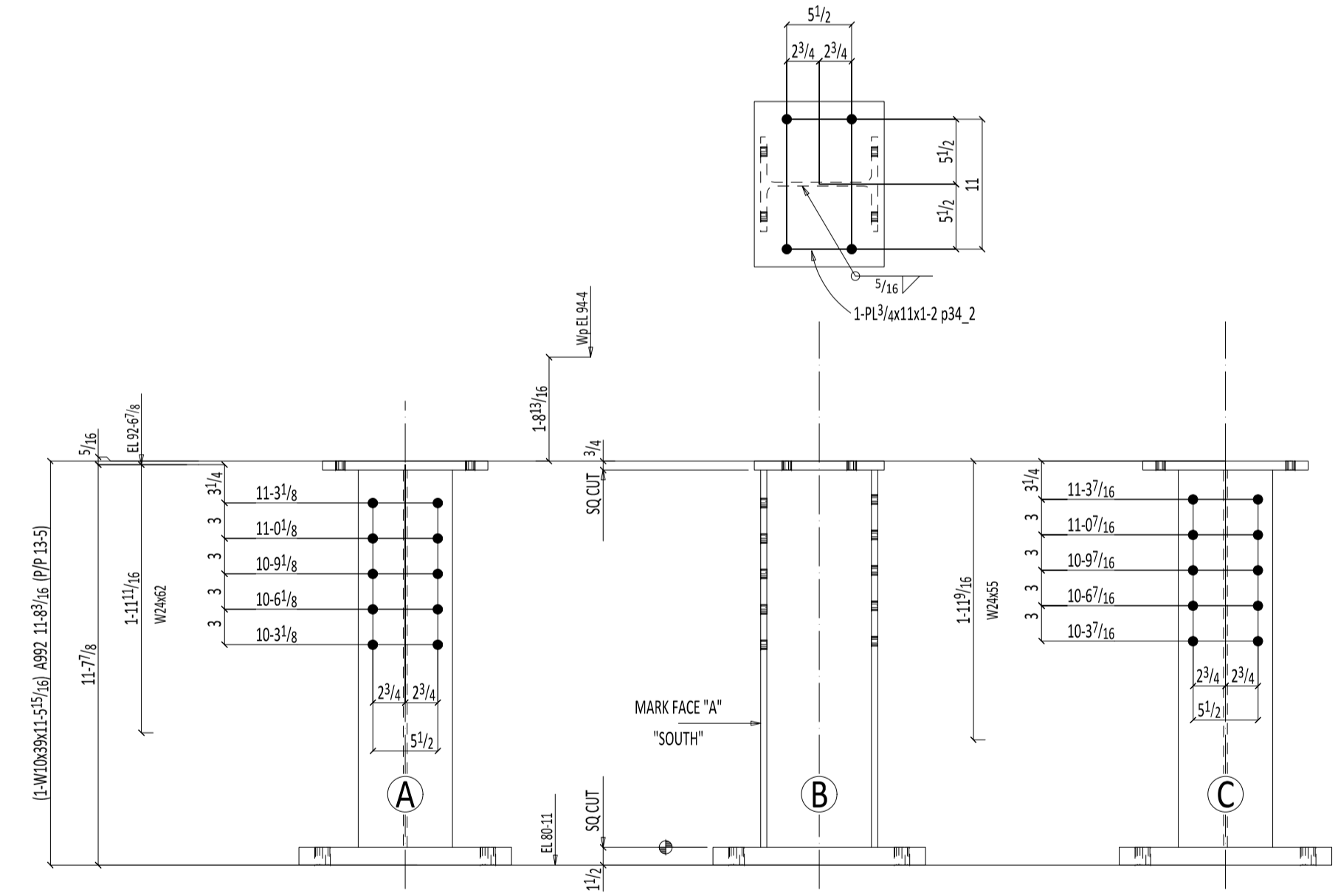
AT GRID:
2 & Q
TOP END LOAD CAPACITIES:
SHEAR: 166.2 KIPS



ONE COLUMN 217C2

W | 10 1/2x45
F | 8x1/8
K | 15 1/2x7 1/8

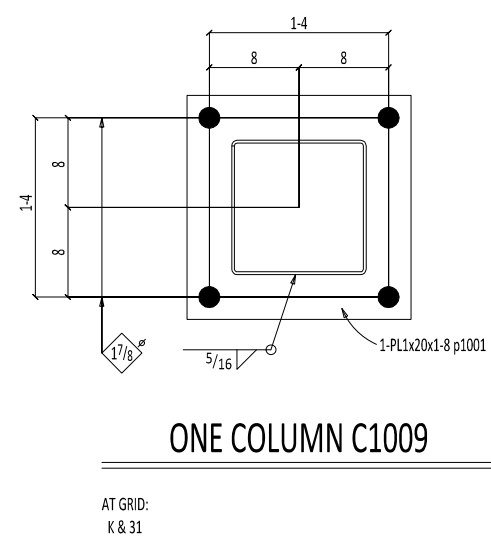
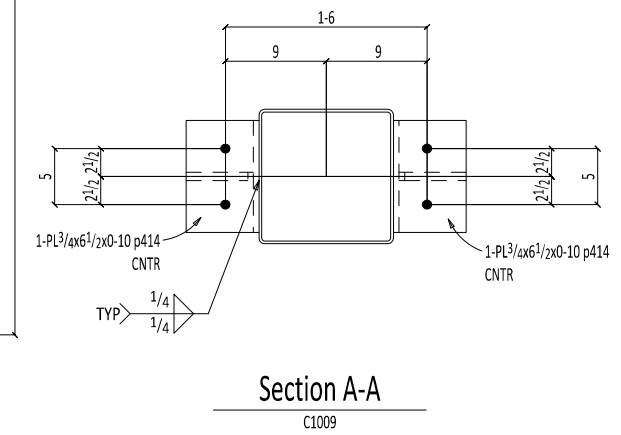
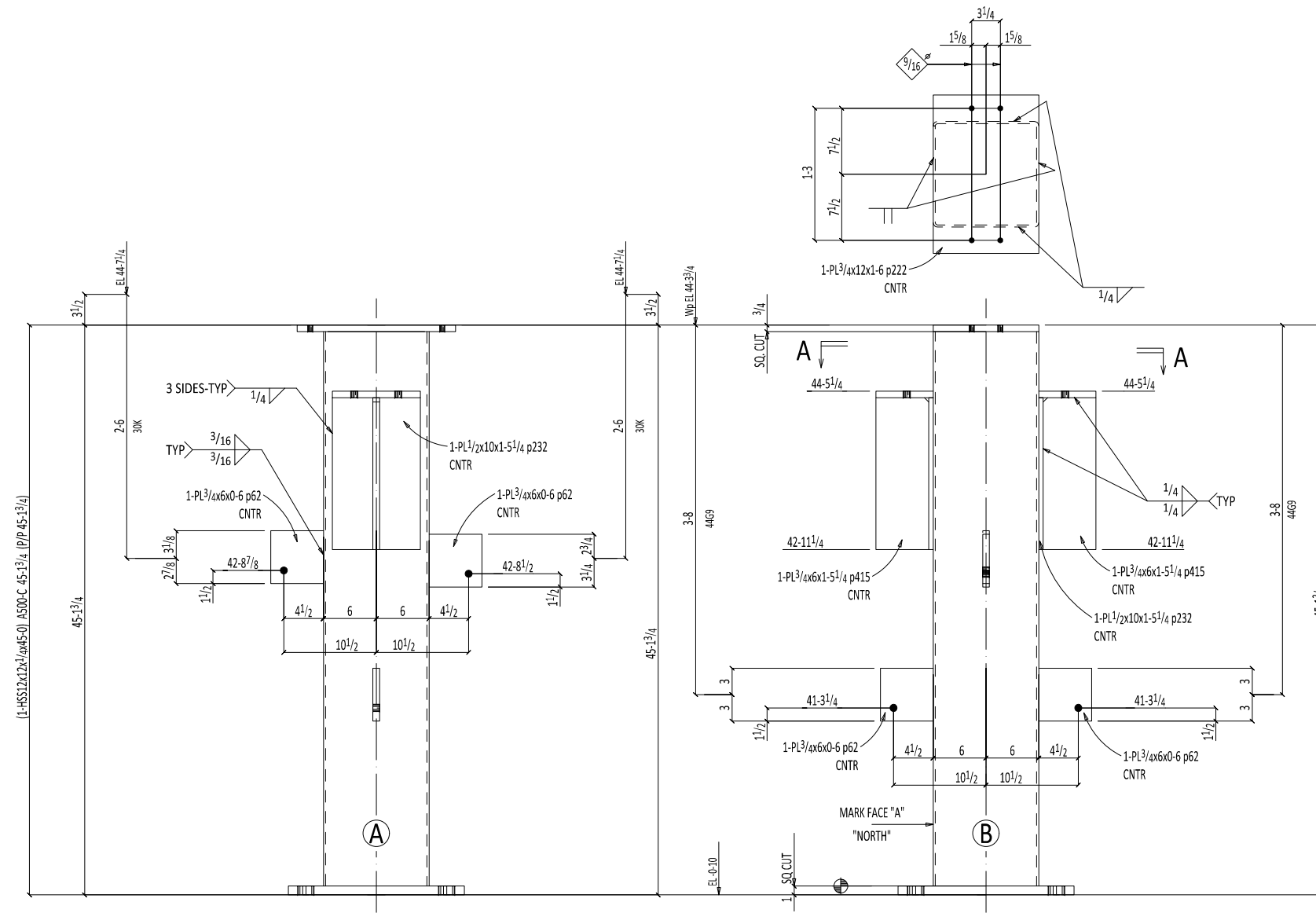
AT GRID:
2 & Q
BOTTOM END LOAD CAPACITIES:
SHEAR: 166.2 KIPS
TOP END LOAD CAPACITIES:
SHEAR: 83.5 KIPS



ONE COLUMN 217C3

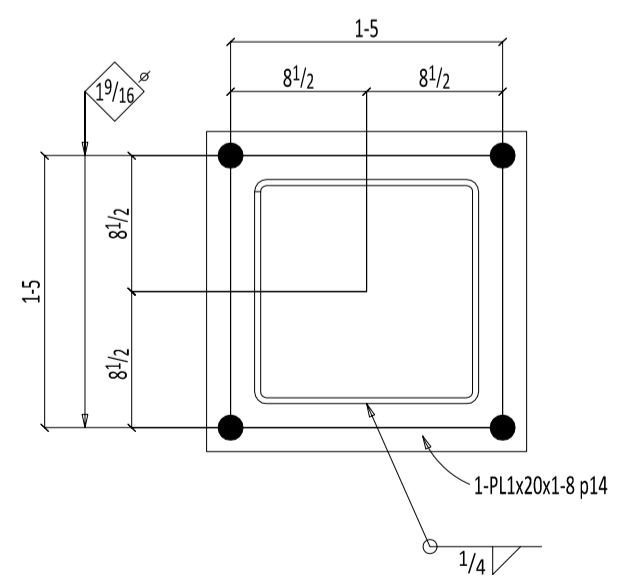
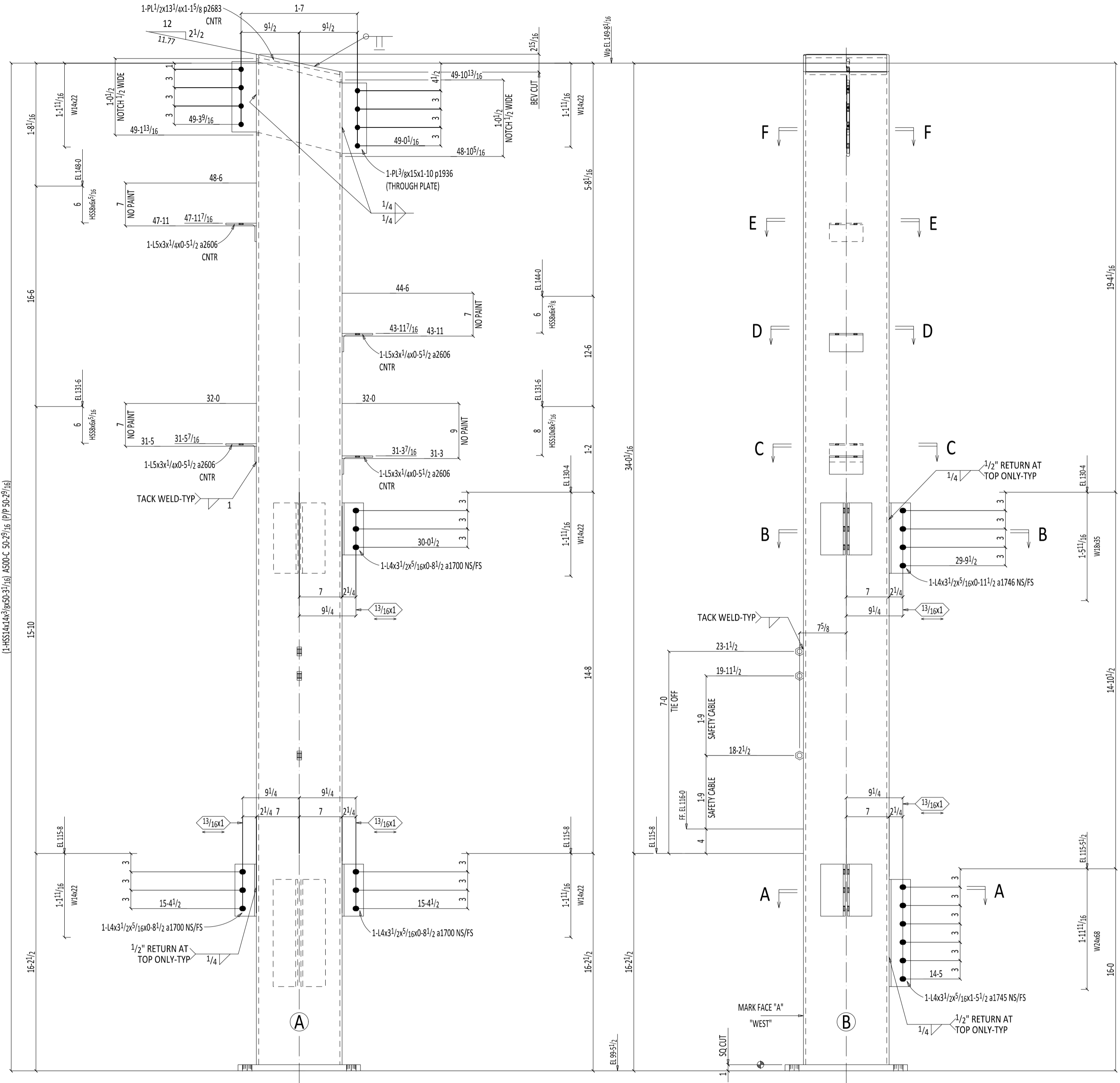
W | 10 1/2x39
F | 8x1/2
K | 15 1/2x7 1/8

Total weight : 2339



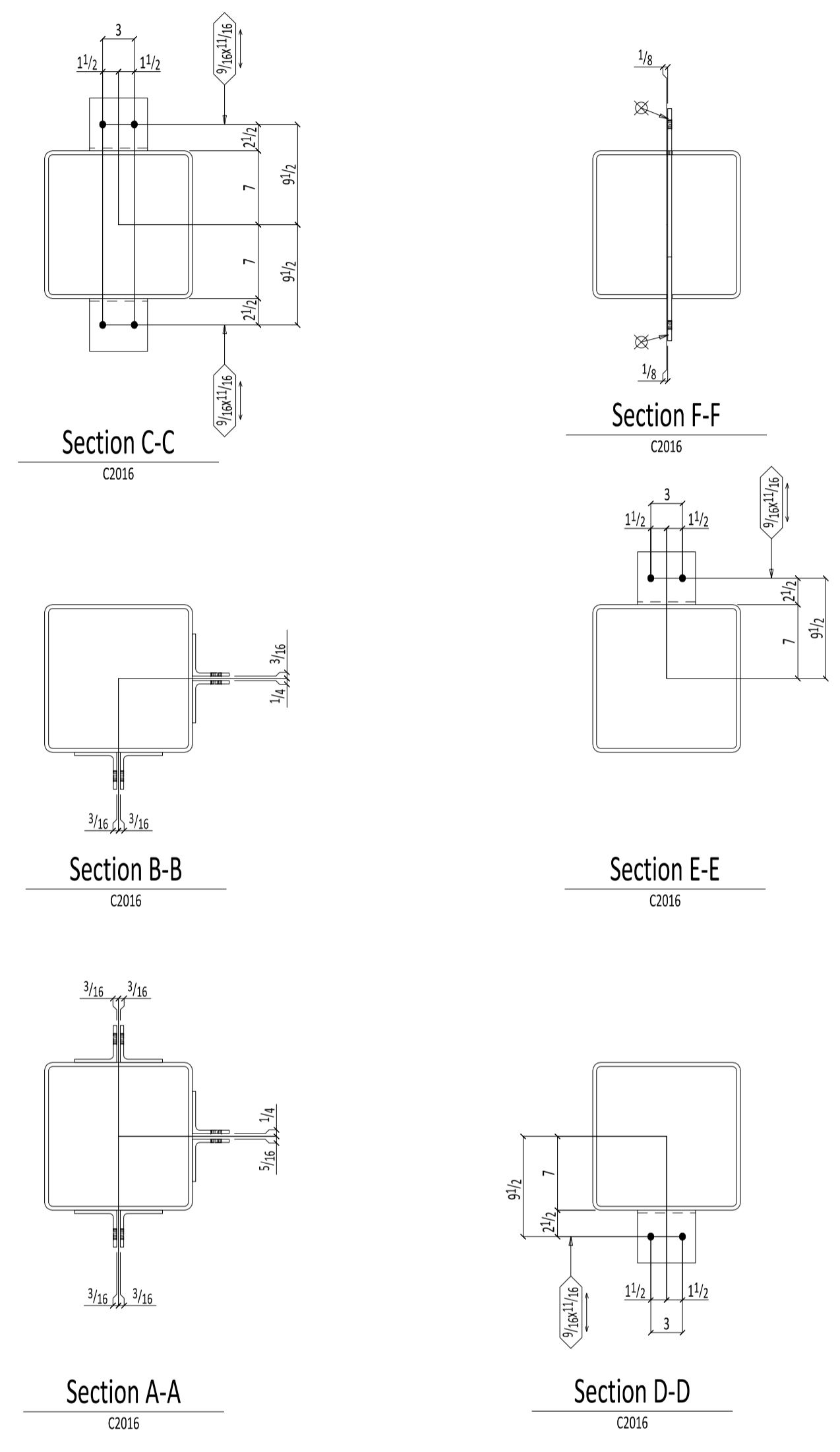
BILL OF MATERIAL

| SEQ | QTY | PC MARK | MINOR MARK | DESCRIPTION | LENGTH | REMARKS | STEEL GRADE | WEIGHT TOTAL | ADVANCE MILL # |
|-----|-----|---------|------------|---------------|---------|-----------|-------------|--------------|----------------|
| 1 | ONE | C1009 | | COLUMN | | PNT | | 2085 | 2-4 |
| | 1 | | C1009 | HSS12x12x1/4 | 45 0 | S2E | A500-C | 1774 | |
| | 1 | | p1001 | PL1x20 | 1 8 | | A36 | 113 | |
| | 2 | | p414 | PL 3/4x6 1/2 | 0 10 | | A36 | 28 | |
| | 1 | | p222 | PL 3/4x12 | 1 6 | | A36 | 46 | |
| | 2 | | p415 | PL 3/4x6 | 1 5 1/4 | | A36 | 44 | |
| | 4 | | p62 | PL 3/4x6 | 0 6 | | A36 | 31 | |
| | 2 | | p232 | PL 1/2x10 | 1 5 1/4 | | A36 | 49 | |
| | | | | FIELD BOLTS | | | | | |
| | 4 | | | 3/4 Dia A307 | 0 3 | | | | |
| | 4 | | | 3/4 Dia A325N | 0 3 | +1HD WASH | | | |



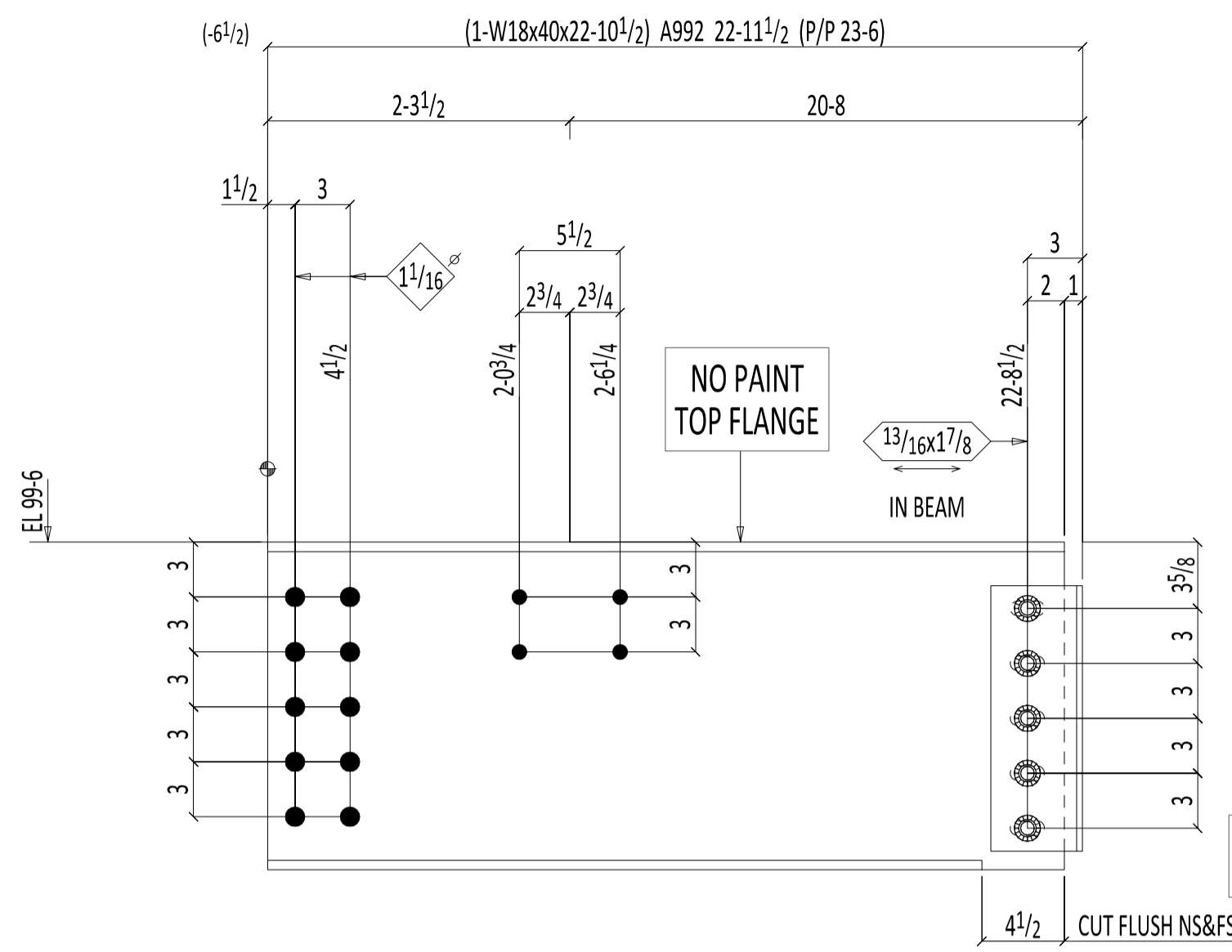
ONE COLUMN C2016

AT GRID:
FD & F1



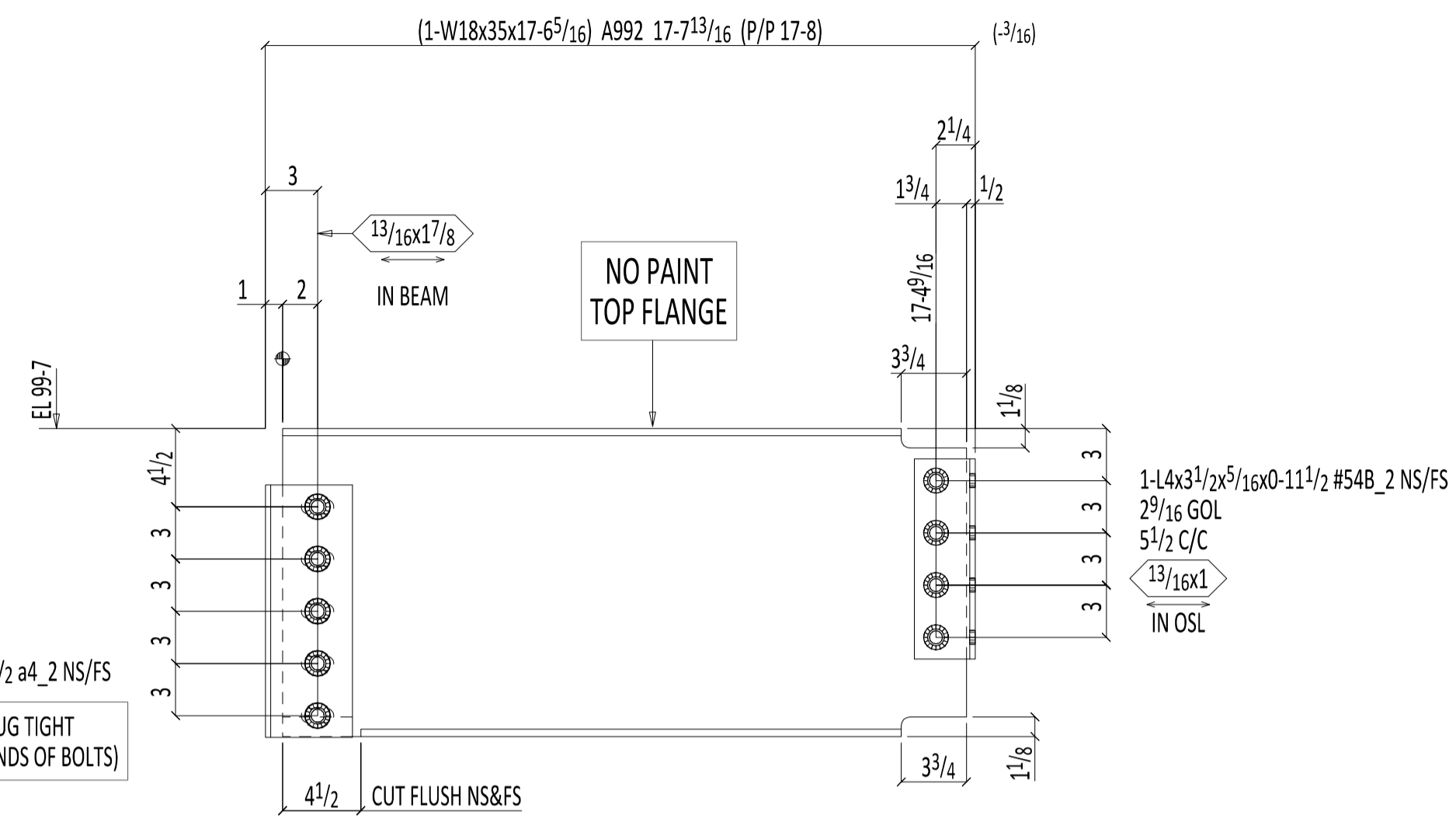
BILL OF MATERIAL

| SEQ | QTY | PC | MINOR | DESCRIPTION | LENGTH | REMARKS | STEEL | WEIGHT | ADVANCE |
|---------------------|-----|-------|-------|-----------------|--------|---------|---------|-----------------|---------|
| 2 | ONE | C2016 | MARK | MARK | | | GRADE | TOTAL | MILL # |
| | | | | COLUMN | | PNT | | 3689 | 10-10 |
| | 1 | | C2016 | HSS14x14x3/8 | 50 | 3 1/16 | A500-C | | 3433 |
| | 2 | | a1745 | L4x3 1/2x3 1/16 | 1 | 5 1/2 | A529-50 | | 22 |
| | 2 | | a1746 | L4x3 1/2x3 1/16 | 0 | 11 1/2 | A529-50 | | 15 |
| | 6 | | a1700 | L4x3 1/2x3 1/16 | 0 | 8 1/2 | A529-50 | | 33 |
| | 4 | | a2606 | L5x3x 1/4 | 0 | 5 1/2 | A529-50 | | 12 |
| | 1 | | p14 | PL1x20 | 1 | 8 | A36 | | 113 |
| | 1 | | p2683 | PL 1/2x13 1/4 | 1 | 5/8 | A36 | | 26 |
| | 1 | | p1936 | PL 3/8x15 | 1 | 10 | A36 | (THROUGH PLATE) | 35 |
| | 3 | | z1005 | 3/4 NUT | | | HHNT | A563 | |
| Total weight : 3689 | | | | | | | | | |



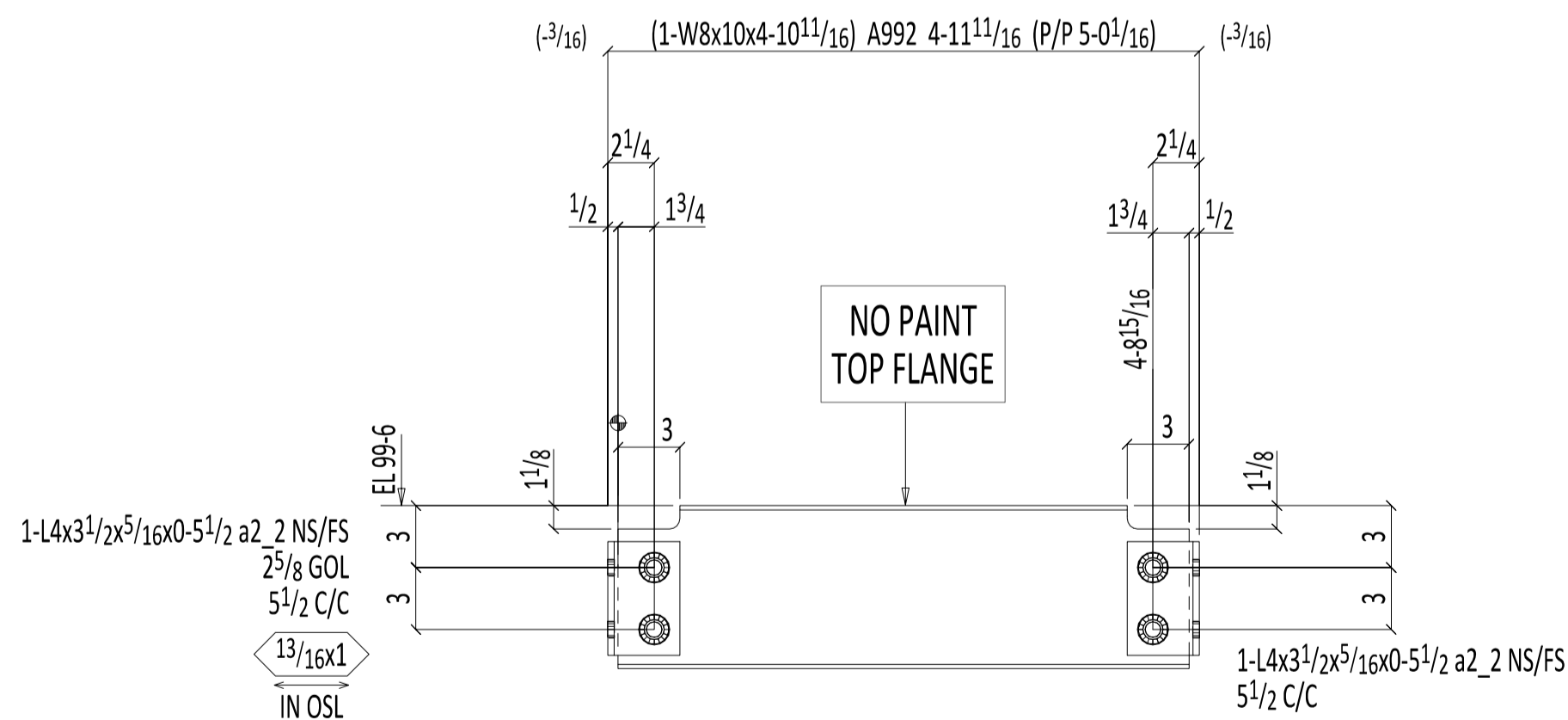
ONE BEAM 238B1

W | 177/8x5/16
 F | 6x1/2
 K | 13/16x13/16



ONE BEAM 238B2

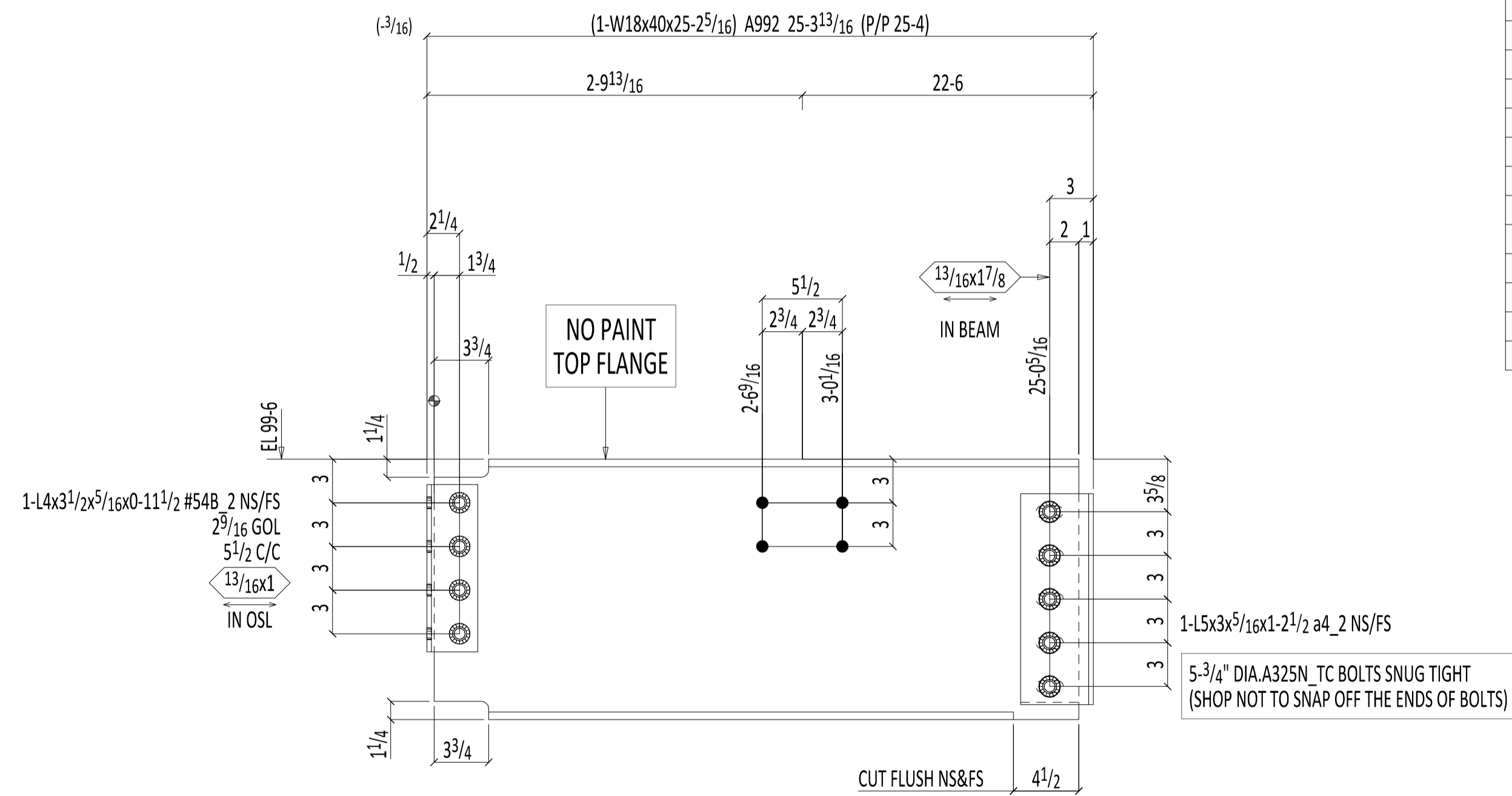
SHOP BOLTS (Unless Noted): W | 17 1/16x5/16
 F | 6x7/16
 K | 1 1/8x7/8



ONE BEAM 238B3

W | 77/8x3/16
 F | 3 15/16x3/16
 K | 1 1/16x3/16

SHOP BOLTS:
 4-TC 3/4x2 A325N



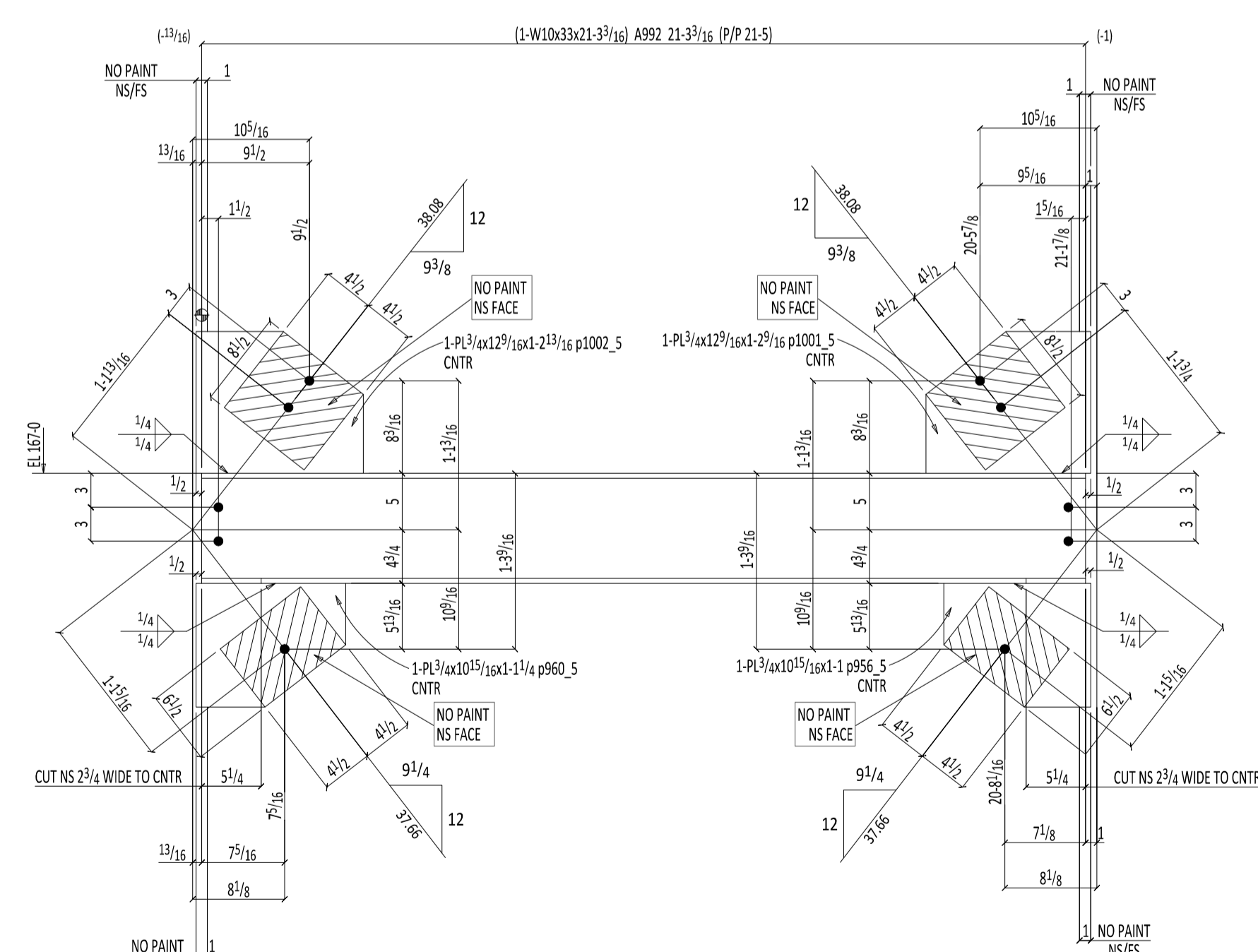
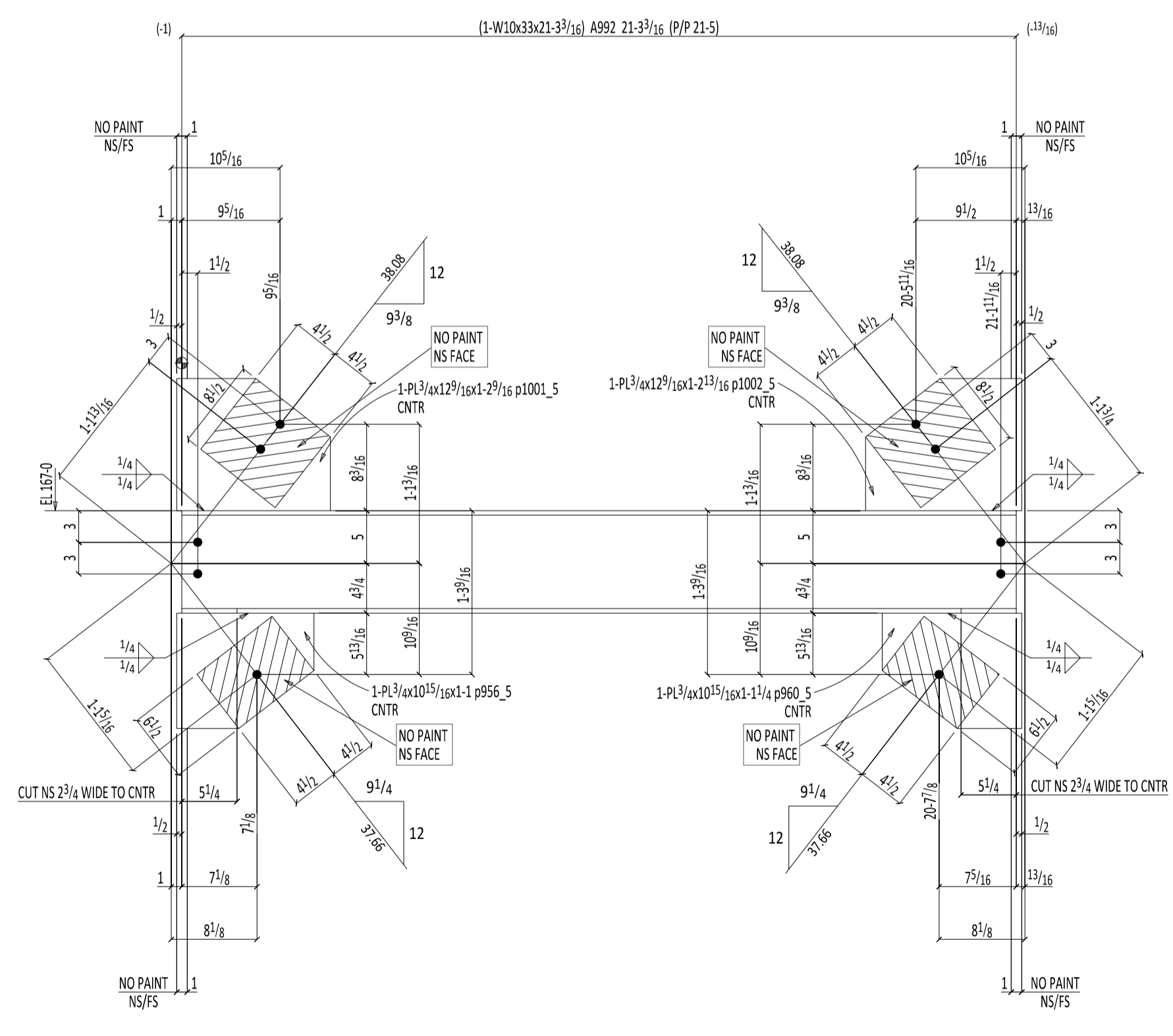
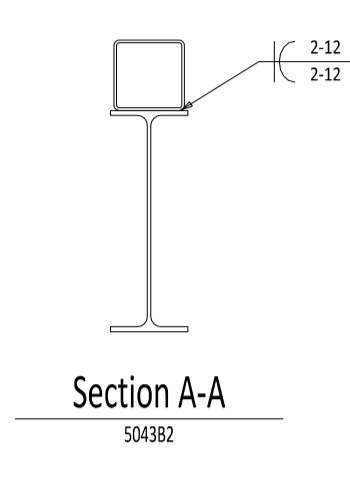
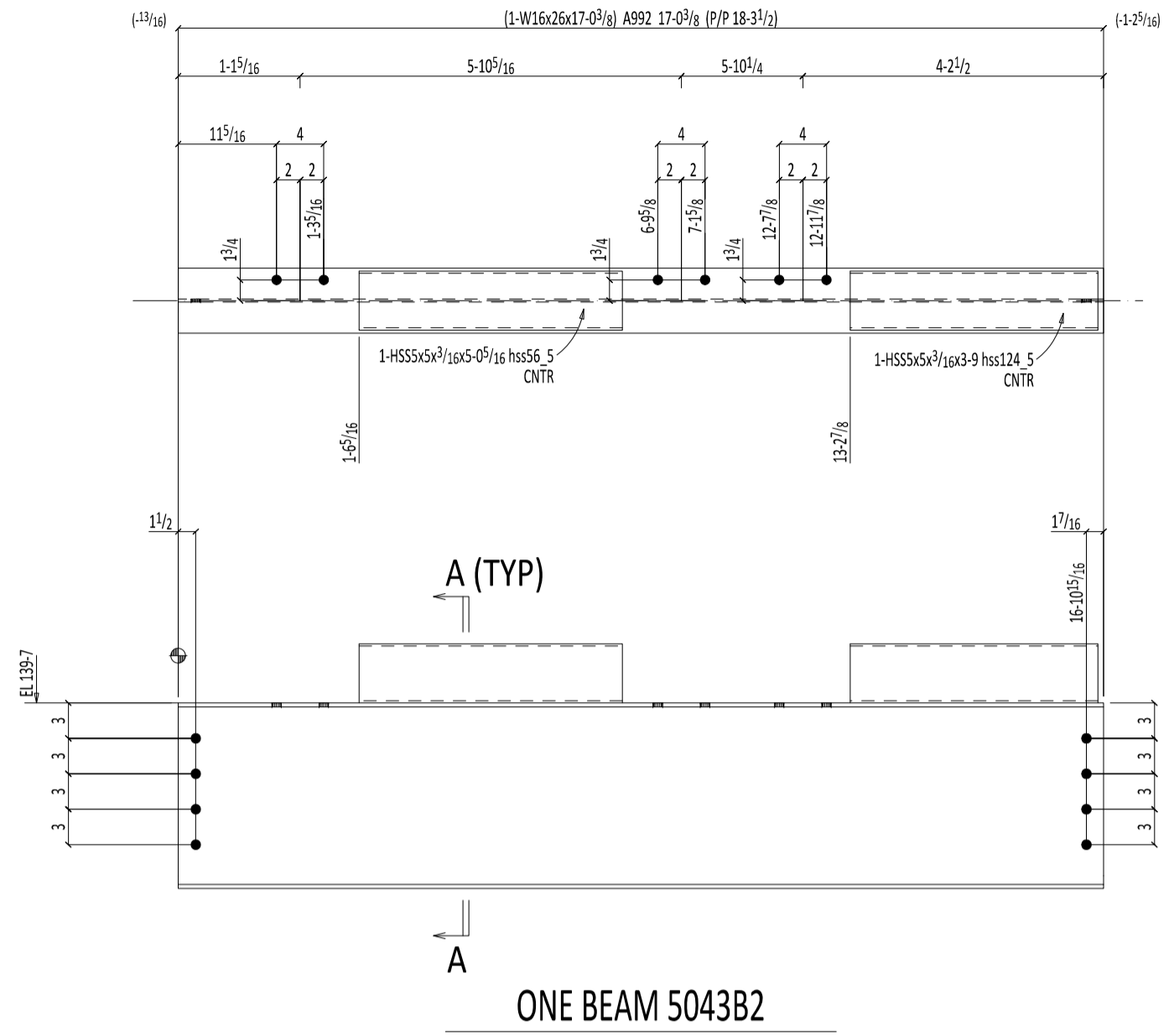
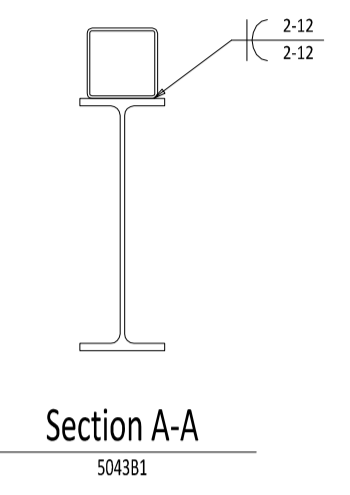
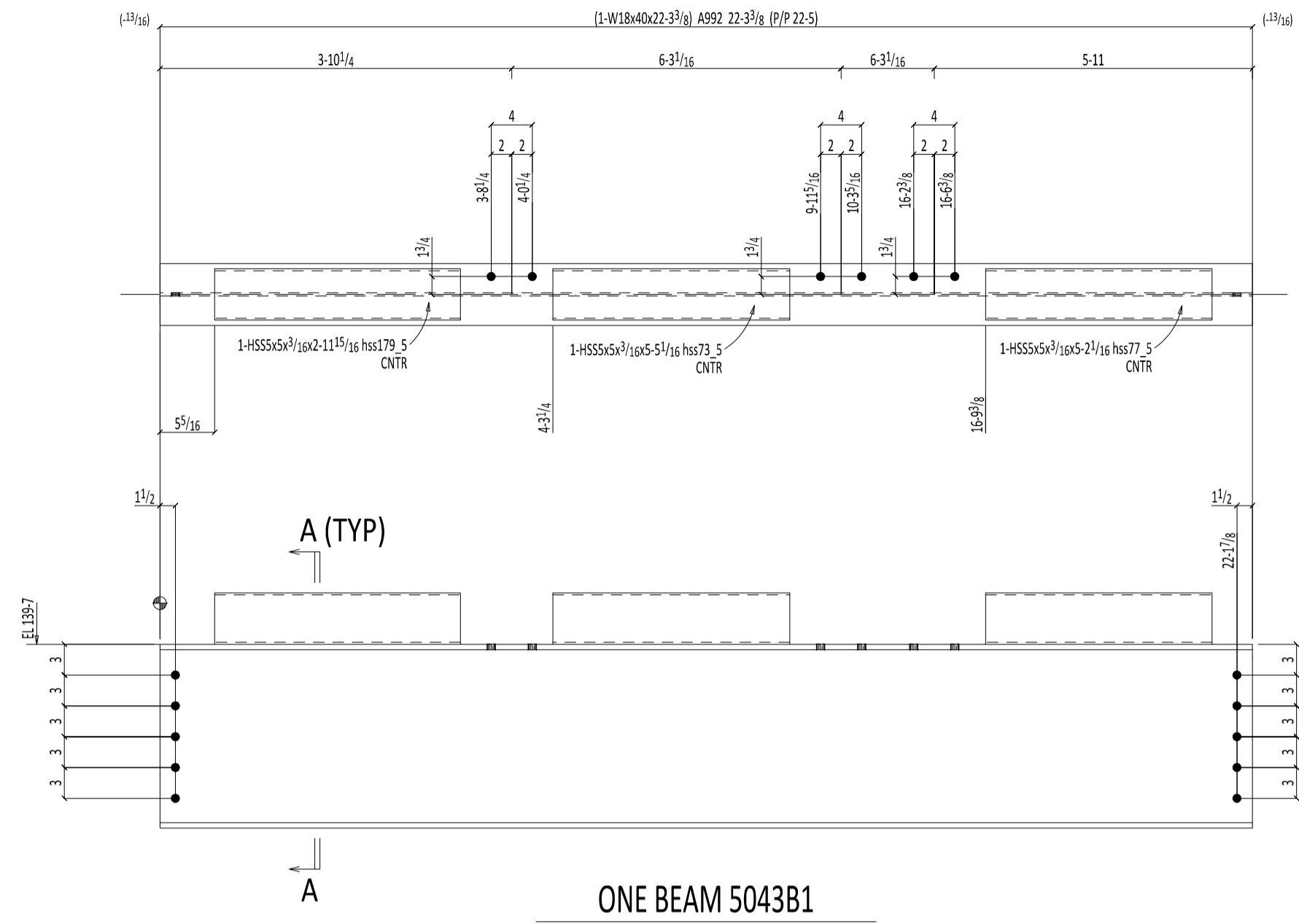
ONE BEAM 238B4

SHOP BOLTS (Unless Noted): W | 177/8x5/16
 F | 6x1/2
 K | 13/16x13/16

BILL OF MATERIAL

| SEQ | QTY | PC | MINOR | DESCRIPTION | LENGTH | REMARKS | STEEL | WEIGHT | ADVANCE |
|-------|------|-------|--------|------------------|--------|-----------|-------|--------|---------|
| TOTAL | MARK | MARK | | | | | GRADE | TOTAL | MILL # |
| 28 | ONE | 238B1 | | BEAM | | | | 938 | 11-46 |
| | 1 | | 238B1 | W18x40 | 22 | | A992 | 915 | |
| | 2 | | a4_2 | L5x3x5/16 | 1 | | A36 | 20 | |
| | 5 | | | TC 3/4 Dia A325N | 0 | | | 3 | |
| | | | | FIELD BOLTS | | | | | |
| | 10 | | | TC 1 Dia A325N | 0 | +1HD WASH | | | |
| 28 | ONE | 238B2 | | BEAM | | | | 651 | 12-1 |
| | 1 | | 238B2 | W18x35 | 17 | | A992 | 613 | |
| | 2 | | #54B_2 | L4x3 1/2 x 5/16 | 0 | | A36 | 15 | |
| | 2 | | a4_2 | L5x3x5/16 | 1 | | A36 | 20 | |
| | 4 | | | TC 3/4 Dia A325N | 0 | +1HD WASH | | 3 | |
| | 5 | | | TC 3/4 Dia A325N | 0 | +1HD WASH | | | |
| | | | | FIELD BOLTS | | | | | |
| | 4 | | | TC 3/4 Dia A325N | 0 | +1HD WASH | | | |
| 28 | ONE | 238B3 | | BEAM | | | | 66 | 12-39 |
| | 1 | | 238B3 | W8x10 | 4 | | A992 | 49 | |
| | 4 | | a2_2 | L4x3 1/2 x 5/16 | 0 | | A36 | 14 | |
| | 4 | | | TC 3/4 Dia A325N | 0 | +1HD WASH | | 3 | |
| | | | | FIELD BOLTS | | | | | |
| | 4 | | | TC 3/4 Dia A325N | 0 | +2HD WASH | | | |
| | 4 | | | TC 3/4 Dia A325N | 0 | +1HD WASH | | | |
| 28 | ONE | 238B4 | | BEAM | | | | 1045 | 11-44 |
| | 1 | | 238B4 | W18x40 | 25 | | A992 | 1008 | |
| | 2 | | #54B_2 | L4x3 1/2 x 5/16 | 0 | | A36 | 15 | |
| | 2 | | a4_2 | L5x3x5/16 | 1 | | A36 | 20 | |
| | 4 | | | TC 3/4 Dia A325N | 0 | +1HD WASH | | 3 | |
| | 5 | | | TC 3/4 Dia A325N | 0 | +1HD WASH | | | |
| | | | | FIELD BOLTS | | | | | |
| | 8 | | | TC 3/4 Dia A325N | 0 | +1HD WASH | | | |

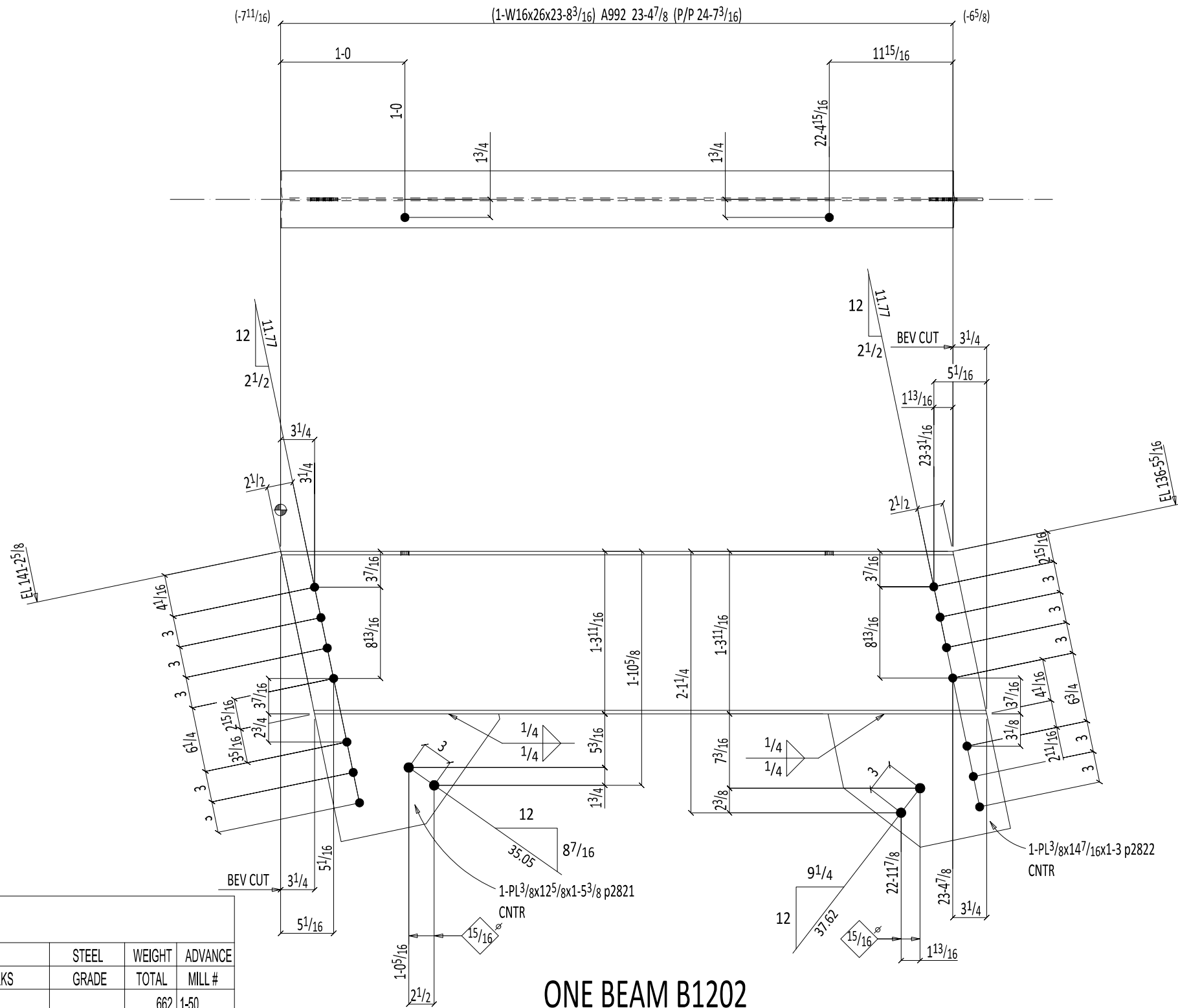
Total weight : 2699



BILL OF MATERIAL

| SEQ | QTY | PC MARK | MINOR MARK | DESCRIPTION | LENGTH | REMARKS | STEEL GRADE | WEIGHT TOTAL | ADVANCE MILL # |
|-----|-----|----------|--------------------------------------|---------------|----------------------------------|-----------|-------------|--------------|----------------|
| 5 | ONE | 5043B1 | | BEAM | | | | 1054 | |
| | 1 | 5043B1 | W18x40 | | 22 3 ³ / ₈ | | A992 | 891 | |
| | 1 | hss73_5 | HSS56x3 ¹ / ₂ | | 5 5 ¹ / ₂ | | AS500-B | 65 | |
| | 1 | hss77_5 | HSS56x3 ¹ / ₂ | | 5 2 ¹ / ₂ | | AS500-B | 62 | |
| | 1 | hss179_5 | HSS56x3 ¹ / ₂ | | 2 11 ¹ / ₂ | | AS500-B | 36 | |
| | | | | FIELD BOLTS | | | | | |
| | 6 | | | 3/4 Dia A325N | 0 2 1/4 | +1HD WASH | | | |
| | 10 | | | 3/4 Dia A325N | 0 2 | +1HD WASH | | | |
| 5 | ONE | 5043B2 | | BEAM | | | | 548 | |
| | 1 | 5043B2 | W16x26 | | 17 0 ³ / ₈ | | A992 | 443 | |
| | 1 | hss56_5 | HSS56x3 ¹ / ₂ | | 5 0 ³ / ₈ | | AS500-B | 60 | |
| | 1 | hss124_5 | HSS56x3 ¹ / ₂ | | 3 9 | | AS500-B | 45 | |
| | | | | FIELD BOLTS | | | | | |
| | 6 | | | 3/4 Dia A325N | 0 2 1/4 | +1HD WASH | | | |
| | 8 | | | 3/4 Dia A325N | 0 1 3/4 | +1HD WASH | | | |
| 5 | ONE | 5043B3 | | BEAM | | | | 841 | |
| | 1 | 5043B3 | W10x33 | | 21 3 ³ / ₈ | | A992 | 702 | |
| | 1 | p1002_5 | PL3/4x12 ¹ / ₂ | | 1 2 ¹ / ₂ | | A36 | 40 | |
| | 1 | p1001_5 | PL3/4x12 ¹ / ₂ | | 1 2 ¹ / ₂ | | A36 | 39 | |
| | 1 | p960_5 | PL3/4x10 ¹ / ₂ | | 1 1 1/4 | | A36 | 31 | |
| | 1 | p956_5 | PL3/4x10 ¹ / ₂ | | 1 1 | | A36 | 30 | |
| | | | | FIELD BOLTS | | | | | |
| | 4 | | | 3/4 Dia A325N | 0 1 3/4 | +1HD WASH | | | |
| 5 | ONE | 5043B4 | | BEAM | | | | 841 | |
| | 1 | 5043B4 | W10x33 | | 21 3 ³ / ₈ | | A992 | 702 | |
| | 1 | p1001_5 | PL3/4x12 ¹ / ₂ | | 1 2 ¹ / ₂ | | A36 | 39 | |
| | 1 | p1002_5 | PL3/4x12 ¹ / ₂ | | 1 2 ¹ / ₂ | | A36 | 40 | |
| | 1 | p960_5 | PL3/4x10 ¹ / ₂ | | 1 1 1/4 | | A36 | 31 | |
| | 1 | p956_5 | PL3/4x10 ¹ / ₂ | | 1 1 | | A36 | 30 | |
| | | | | FIELD BOLTS | | | | | |
| | 4 | | | 3/4 Dia A325N | 0 1 3/4 | +1HD WASH | | | |

Total weight : 3204



ONE BEAM B1202

W | 15¹¹/₁₆x¹/₄
 F | 5¹/₂x³/₈
 K | 1¹/₁₆x¹³/₁₆

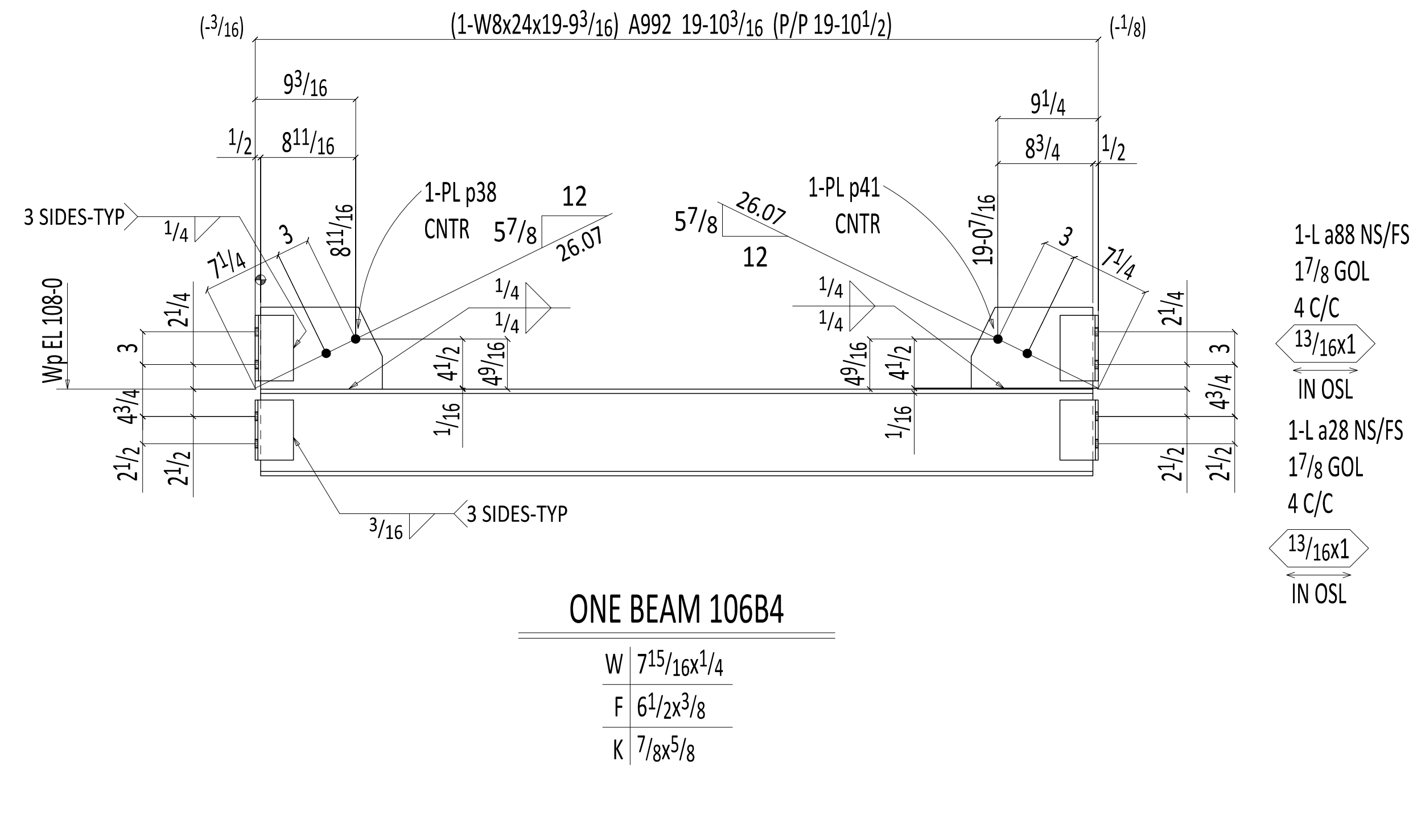
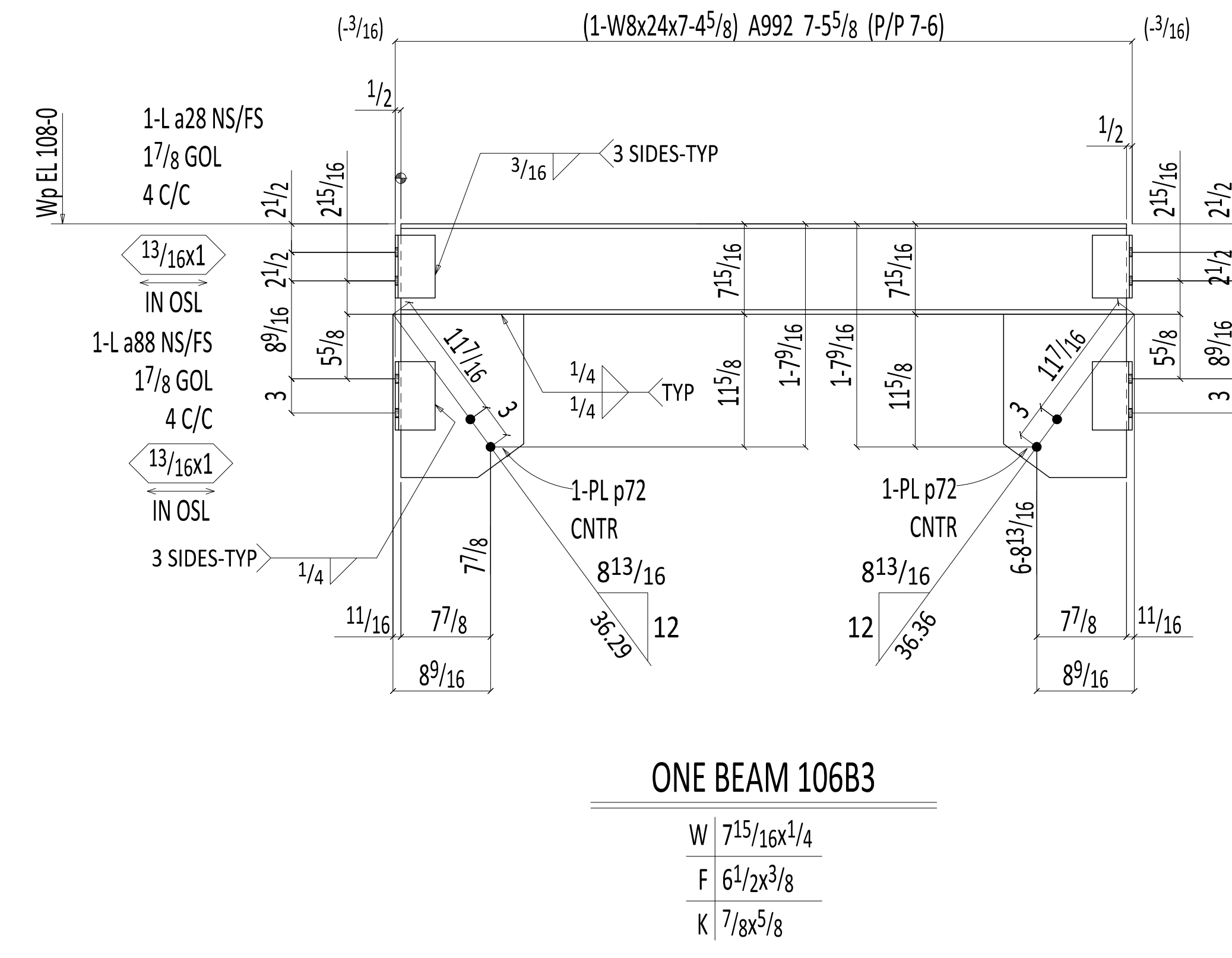
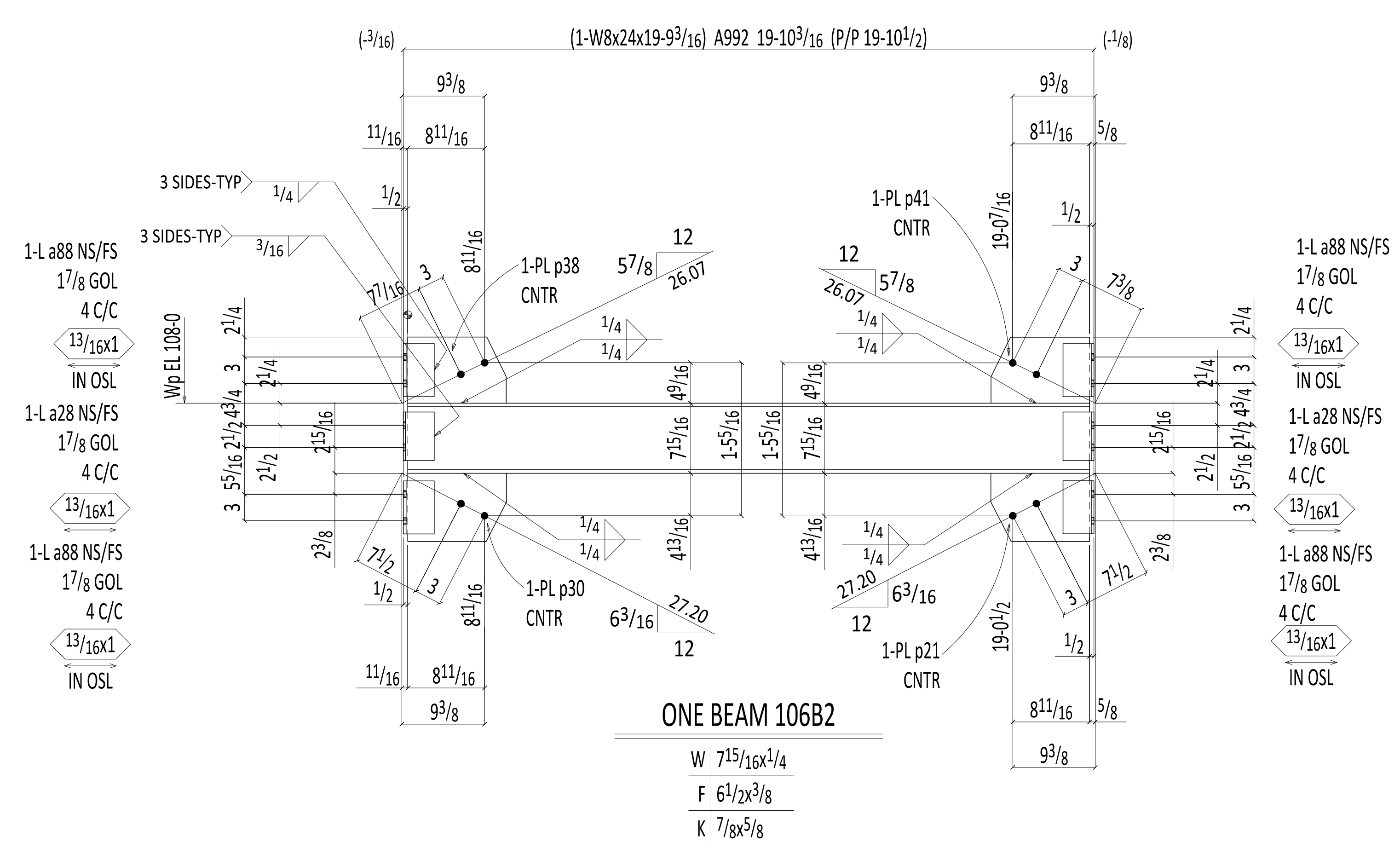
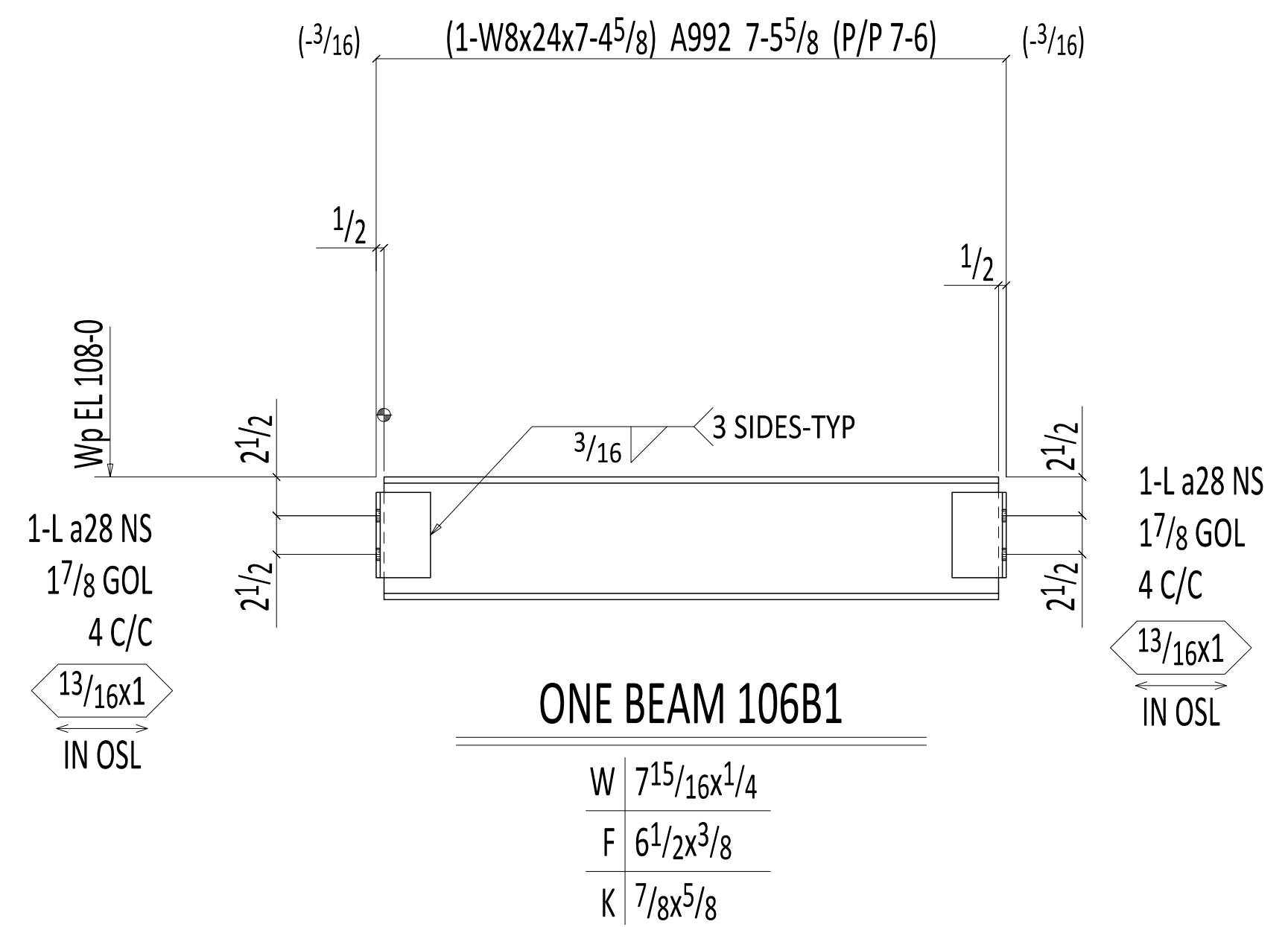
BILL OF MATERIAL

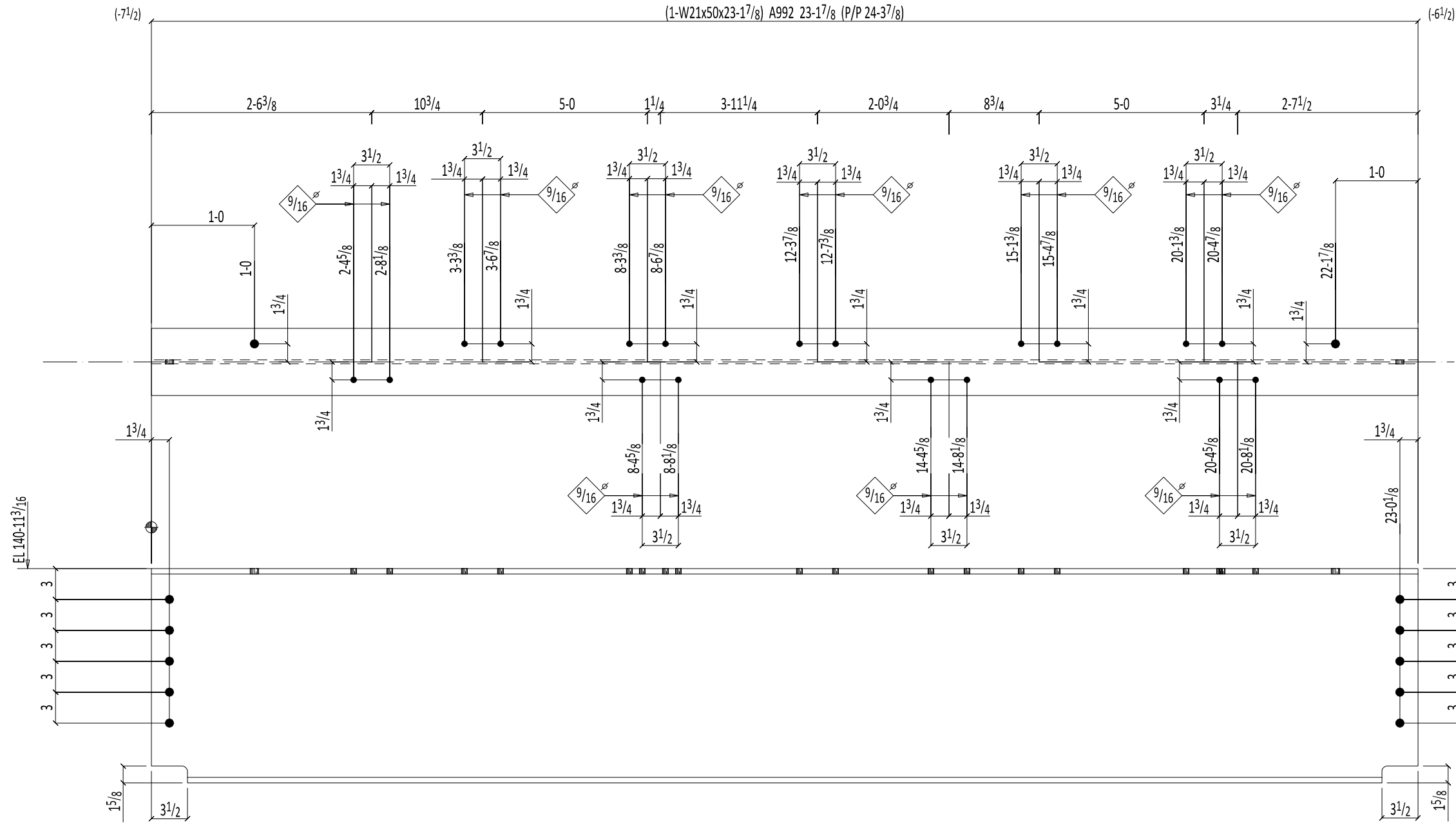
| SEQ | TOTAL | QTY | PC MARK | MINOR MARK | DESCRIPTION | LENGTH | STEEL GRADE | WEIGHT TOTAL | ADVANCE MILL # | REMARKS |
|-----|-------|-------|---------|------------|---|-----------------------------------|-------------|--------------|----------------|---------|
| 1 | ONE | B1202 | | | BEAM | | | 662 | 1-50 | PNT |
| | 1 | | B1202 | | W16x26 | 23 8 ³ / ₁₆ | A992 | 616 | | B2E |
| | 1 | | p2822 | | PL ³ / ₈ x14 ⁷ / ₁₆ | 1 3 | A36 | 23 | | |
| | 1 | | p2821 | | PL ³ / ₈ x12 ⁵ / ₈ | 1 5 ³ / ₈ | A36 | 23 | | |
| | | | | | | | | | | |
| | | | | | | | | | | |
| | | | | | | | | | | |
| | | | | | | | | | | |
| | | | | | | | | | | |
| | | | | | | | | | | |
| | | | | | | | | | | |

BILL OF MATERIAL

| LINE # | QTY | PC | MARK | DESCRIPTION | LENGTH | REMARKS | WEIGHT TOTAL | ADVANCE MILL # |
|-----------|-------|-----------------------|------|-------------|-----------|-----------|--------------|----------------|
| ONE 106B1 | 1 | BEAM | | | | | 188 | |
| 1 | 106B1 | W8x24 | | | 7 45/8 | A992 | 177 | 1-31 |
| 4 | a28 | L3 1/2 x 3 1/2 x 1/4 | | | 0 5 1/2 | A36 | | 11 |
| | | FIELD BOLTS | | | | | | |
| 4 | | 3/4 Dia A325 | | | 0 13/4 | +1HD WASH | | |
| ONE 106B2 | 1 | BEAM | | | | | 550 | |
| 1 | 106B2 | W8x24 | | | 19 93/16 | A992 | 474 | 1-28 |
| 8 | a88 | L3 1/2 x 3 1/2 x 5/16 | | | 0 6 | A36 | | 29 |
| 4 | a28 | L3 1/2 x 3 1/2 x 1/4 | | | 0 5 1/2 | A36 | | 11 |
| 1 | p30 | PL 3/8 x 7 1/4 | | | 0 11 3/16 | A36 | | 9 |
| 1 | p21 | PL 3/8 x 7 1/4 | | | 0 11 3/16 | A36 | | 9 |
| 1 | p38 | PL 3/8 x 7 1/2 | | | 0 11 1/8 | A36 | | 9 |
| 1 | p41 | PL 3/8 x 7 1/2 | | | 0 11 1/8 | A36 | | 9 |
| | | FIELD BOLTS | | | | | | |
| 4 | | 3/4 Dia A325 | | | 0 2 1/4 | +2HD WASH | | |
| 20 | | 3/4 Dia A325 | | | 0 13/4 | +1HD WASH | | |
| ONE 106B3 | 1 | BEAM | | | | | 235 | |
| 1 | 106B3 | W8x24 | | | 7 45/8 | A992 | 177 | 1-31 |
| 4 | a88 | L3 1/2 x 3 1/2 x 5/16 | | | 0 6 | A36 | | 14 |
| 4 | a28 | L3 1/2 x 3 1/2 x 1/4 | | | 0 5 1/2 | A36 | | 11 |
| 2 | p72 | PL 3/8 x 10 1/4 | | | 1 2 1/16 | A36 | | 33 |
| | | FIELD BOLTS | | | | | | |
| 4 | | 3/4 Dia A325 | | | 0 2 1/4 | +2HD WASH | | |
| 12 | | 3/4 Dia A325 | | | 0 13/4 | +1HD WASH | | |
| ONE 106B4 | 1 | BEAM | | | | | 517 | |
| 1 | 106B4 | W8x24 | | | 19 93/16 | A992 | 474 | 1-28 |
| 4 | a88 | L3 1/2 x 3 1/2 x 5/16 | | | 0 6 | A36 | | 14 |
| 4 | a28 | L3 1/2 x 3 1/2 x 1/4 | | | 0 5 1/2 | A36 | | 11 |
| 1 | p38 | PL 3/8 x 7 1/2 | | | 0 11 1/8 | A36 | | 9 |
| 1 | p41 | PL 3/8 x 7 1/2 | | | 0 11 1/8 | A36 | | 9 |
| | | FIELD BOLTS | | | | | | |
| 4 | | 3/4 Dia A325 | | | 0 2 1/4 | +2HD WASH | | |
| 12 | | 3/4 Dia A325 | | | 0 13/4 | +1HD WASH | | |

Total weight : 1490





ONE BEAM B1204

W | 20¹³/₁₆x³/₈
 F | 6¹/₂x⁹/₁₆
 K | 1¹/₄x⁷/₈

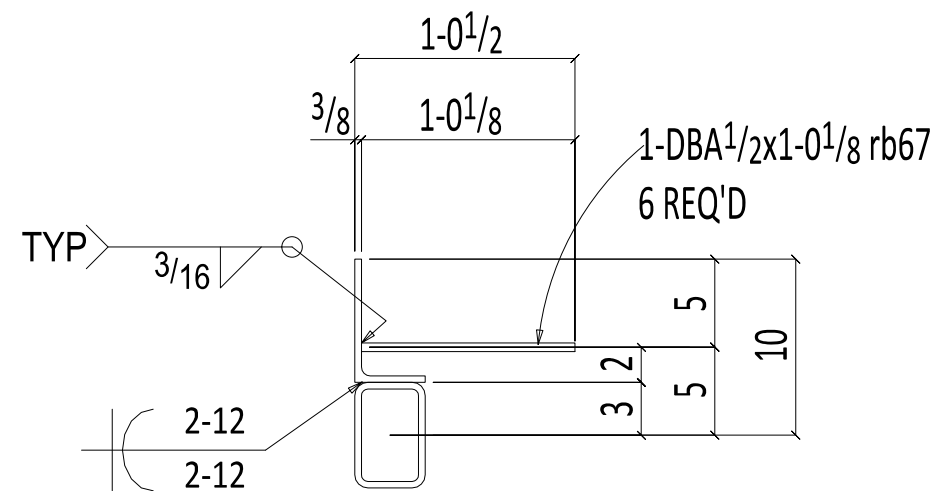
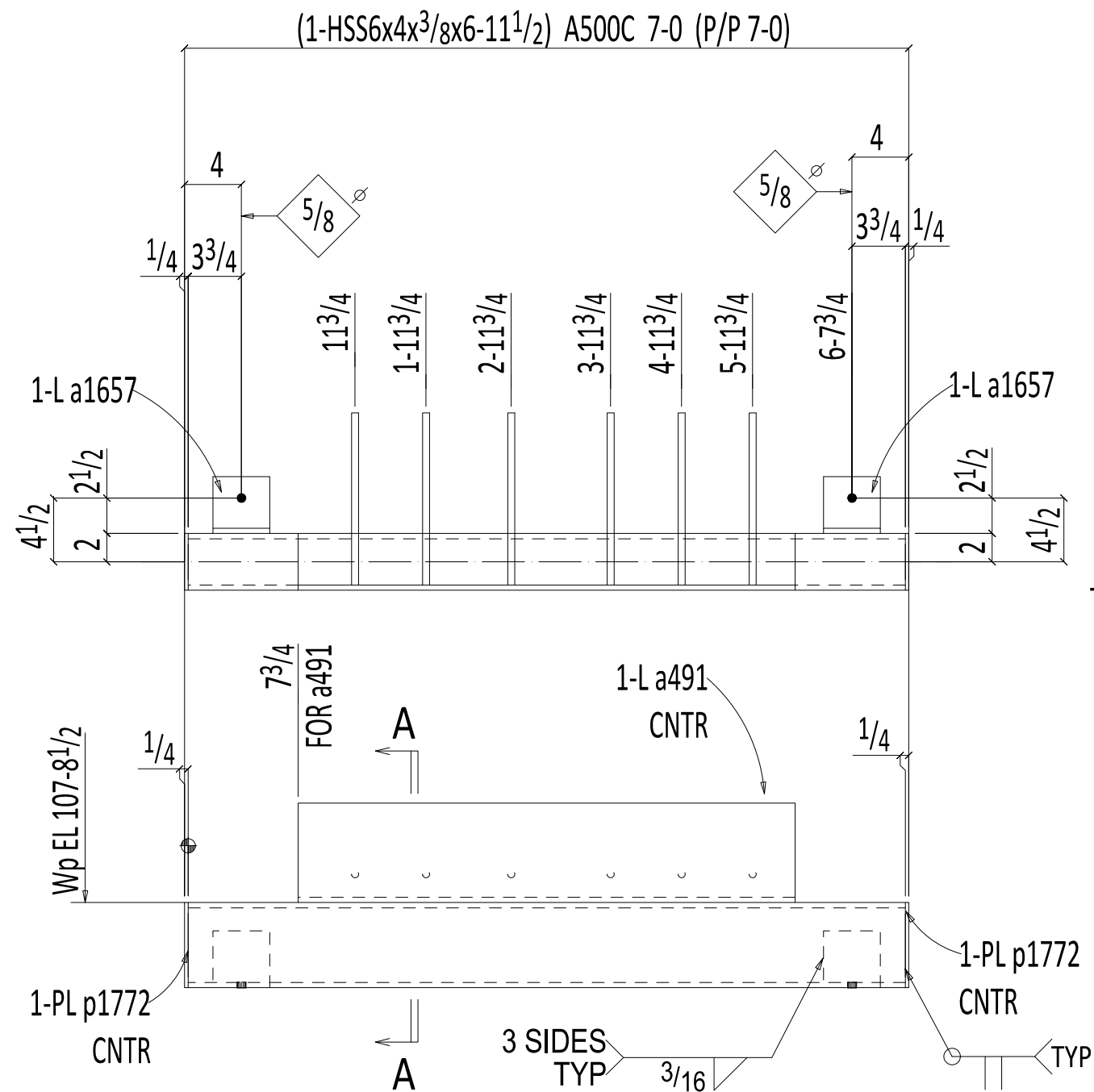
BILL OF MATERIAL

| SEQ | TOTAL | QTY | PC MARK | MINOR MARK | DESCRIPTION | LENGTH | REMARKS | STEEL GRADE | WEIGHT TOTAL | ADVANCE MILL # |
|-----|-------|-------|---------|------------|-------------|---------|---------|-------------|--------------|----------------|
| 1 | ONE | B1204 | | | BEAM | | PNT | | 1158 | 1-23 |
| | 1 | | B1204 | | W21x50 | 23 17/8 | | A992 | 1158 | |
| | | | | | | | | | | |
| | | | | | | | | | | |
| | | | | | | | | | | |
| | | | | | | | | | | |
| | | | | | | | | | | |
| | | | | | | | | | | |
| | | | | | | | | | | |
| | | | | | | | | | | |
| | | | | | | | | | | |

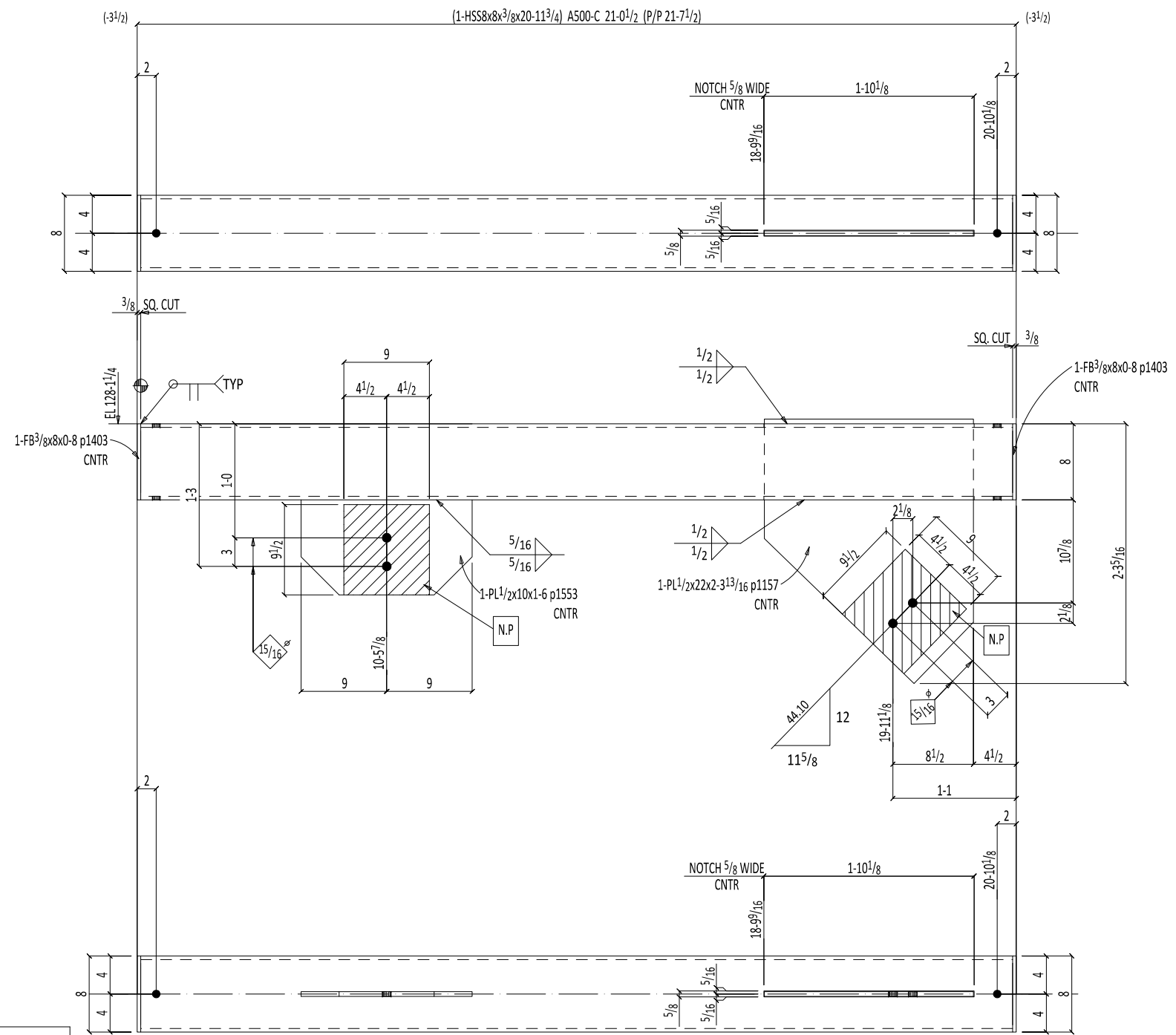


BILL OF MATERIAL

| LINE # | QTY | PC MARK | DESCRIPTION | LENGTH | REMARKS | WEIGHT TOTAL | ADVANCE MILL # |
|--------|--------|---------|-----------------------|----------|----------------------------|--------------|----------------|
| ONE | 1007B1 | | BEAM | | | 244 | |
| 1 | 1007B1 | | HSS6x4x3/8 | 6 11 1/2 | A500C | 156 | |
| 1 | a491 | | L7x4x3/8 | 5 8 | A36 | 77 | |
| 2 | a1657 | | L4x4x3/8 | 0 4 | A36 | 7 | |
| 6 | rb67 | | 1/2 DBA | 1 0 1/8 | (DEFORMED BAR ANCHOR) A496 | 1 | |
| 2 | p1772 | | PL 1/4x4 | 0 6 | A36 | 3 | |
| 2 | | | FIELD BOLTS | | | | |
| | | | 1/2 Dia HILTI KWIK EZ | 0 5 | EMBED = 4 1/4 | | |



ONE BEAM 1007B1

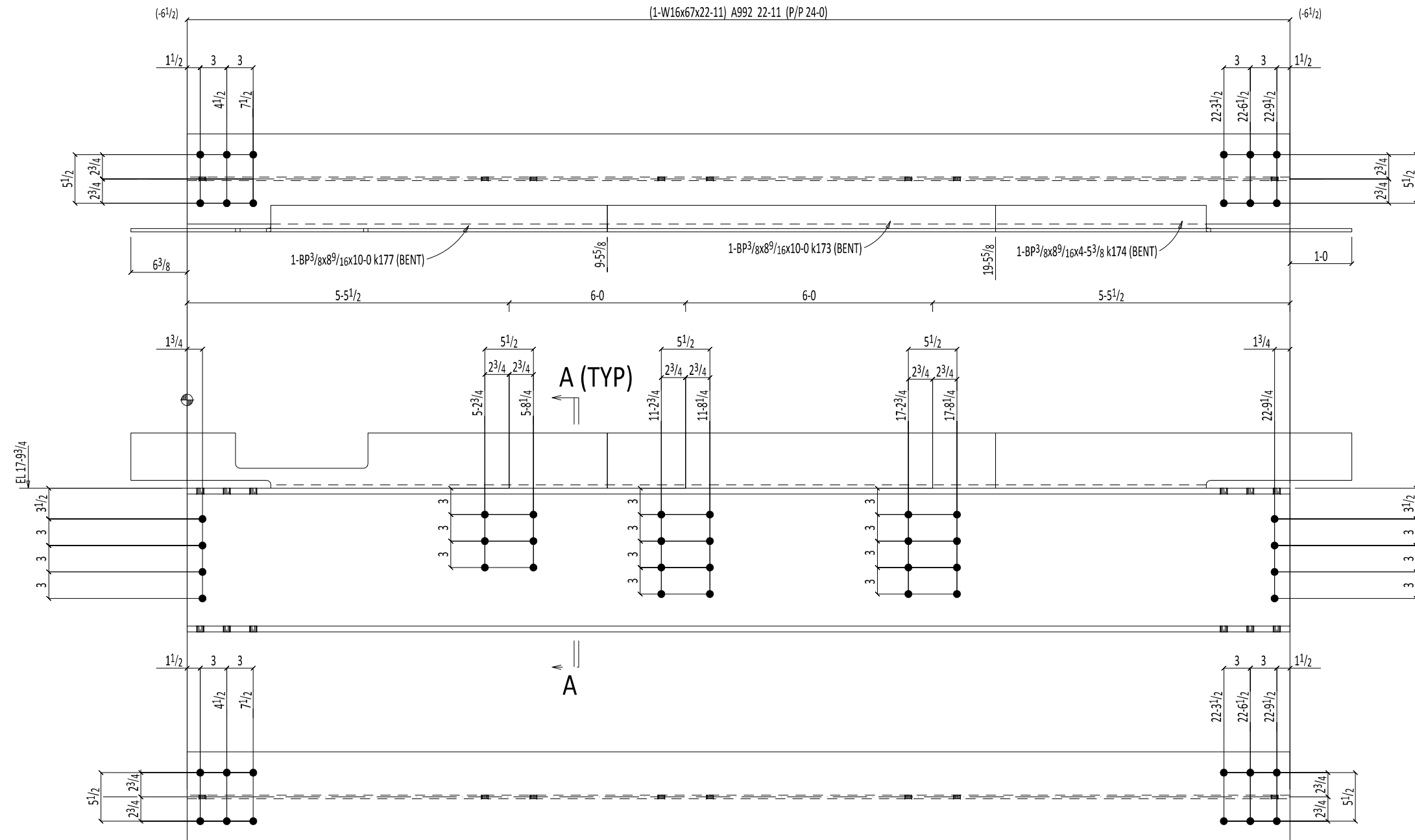


ONE BEAM B1069

N.P INDICATES NO PAINT AT HATCHED AREA.

BILL OF MATERIAL

| SEQ | TOTAL | PC MARK | MINOR MARK | DESCRIPTION | LENGTH | REMARKS | STEEL GRADE | WEIGHT TOTAL | ADVANCE MILL # |
|-----|-------|---------|------------|---------------|-----------|----------------------|-------------|--------------|----------------|
| 1 | ONE | B1069 | | BEAM | | AESS-2 (SP6-TN94H20) | | 917 | 2-15 |
| | 1 | | B1069 | HSS8x8x3/8 | 20 11 3/4 | S2E | A500-C | 791 | |
| | 1 | | p1157 | PL 1/2x22 | 2 3 13/16 | | A36 | 87 | |
| | 1 | | p1553 | PL 1/2x10 | 1 6 | | A36 | 26 | |
| | 2 | | p1403 | FB 3/8x8 | 0 8 | | A36 | 14 | |
| | | | | FIELD BOLTS | | | | | |
| | 2 | | | 3/4 Dia A325N | 0 11 | +2HD WASH | | | |



BILL OF MATERIAL

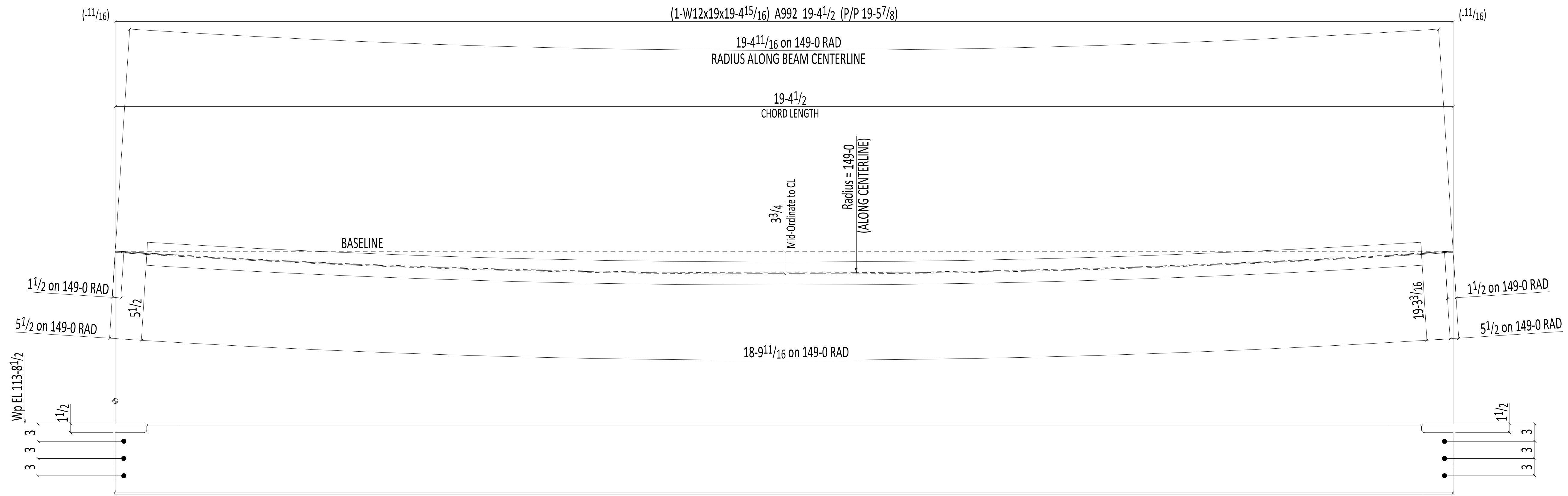
| SEQ | TOTAL | QTY | PC MARK | MINOR MARK | DESCRIPTION | LENGTH | REMARKS | STEEL GRADE | WEIGHT TOTAL | ADVANCE MILL # |
|-----|-------|--------|---------|------------|--|---------------------------------|-----------|-------------|--------------|----------------|
| 34 | ONE | B34003 | | | BEAM | | PNT | | 1803 | 69-6 |
| | 1 | | B34003 | | W16x67 | 22 11 | | A992 | 1535 | |
| | 1 | | | k173 | BP ³ / ₈ x8 ⁹ / ₁₆ | 10 0 | BENT | A36 | 109 | |
| | 1 | | | k177 | BP ³ / ₈ x8 ⁹ / ₁₆ | 10 0 | BENT | A36 | 109 | |
| | 1 | | | k174 | BP ³ / ₈ x8 ⁹ / ₁₆ | 4 5 ³ / ₈ | BENT | A36 | 49 | |
| | | | | | FIELD BOLTS | | | | | |
| | 12 | | | | 3/4 Dia A325N | 0 3 | +1HD WASH | | | |
| | 4 | | | | 3/4 Dia A325N | 0 2 1/2 | +2HD WASH | | | |
| | 12 | | | | 3/4 Dia A325N | 0 2 1/4 | +1HD WASH | | | |
| | 4 | | | | 3/4 Dia A325N | 0 2 1/4 | +2HD WASH | | | |

ONE BEAM B34003

W | 16⁵/₁₆x³/₈
 F | 10³/₁₆x¹¹/₁₆
 K | 1⁹/₁₆x1¹/₈

BILL OF MATERIAL

| LINE # | QTY | PC MARK | DESCRIPTION | LENGTH | REMARKS | WEIGHT TOTAL | ADVANCE MILL # |
|--------|--------|---------|--------------|------------------------------------|-------------|--------------|----------------|
| ONE | 4058B1 | | BEAM | | | 369 | |
| 1 | 4058B1 | | W12x19 | 19 4 ¹⁵ / ₁₆ | ROLLED A992 | 369 | |
| | | | FIELD BOLTS | | | | |
| 6 | | | 3/4 Dia A325 | 0 1 ³ / ₄ | +1HD WASH | | |



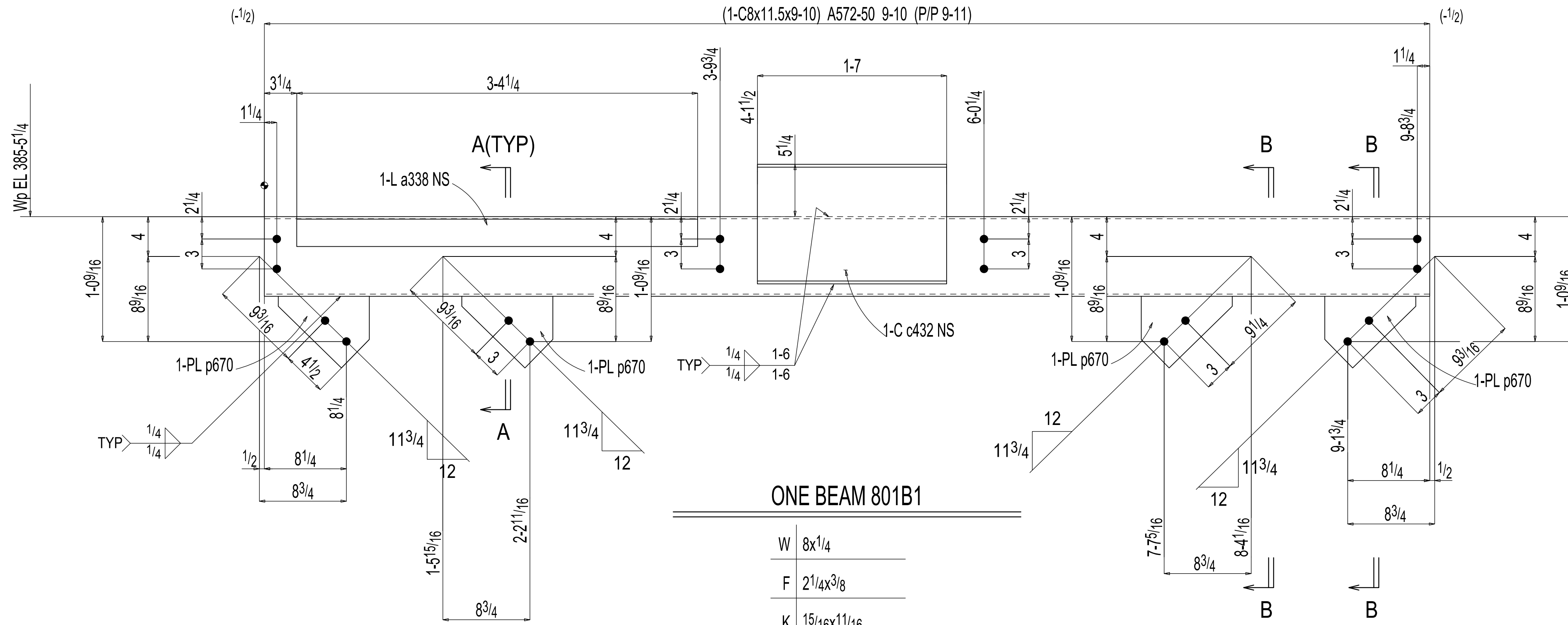
ONE BEAM 4058B1

W 12³/₁₆x1¹/₄
 F 4x³/₈
 K 7/8x⁵/₈

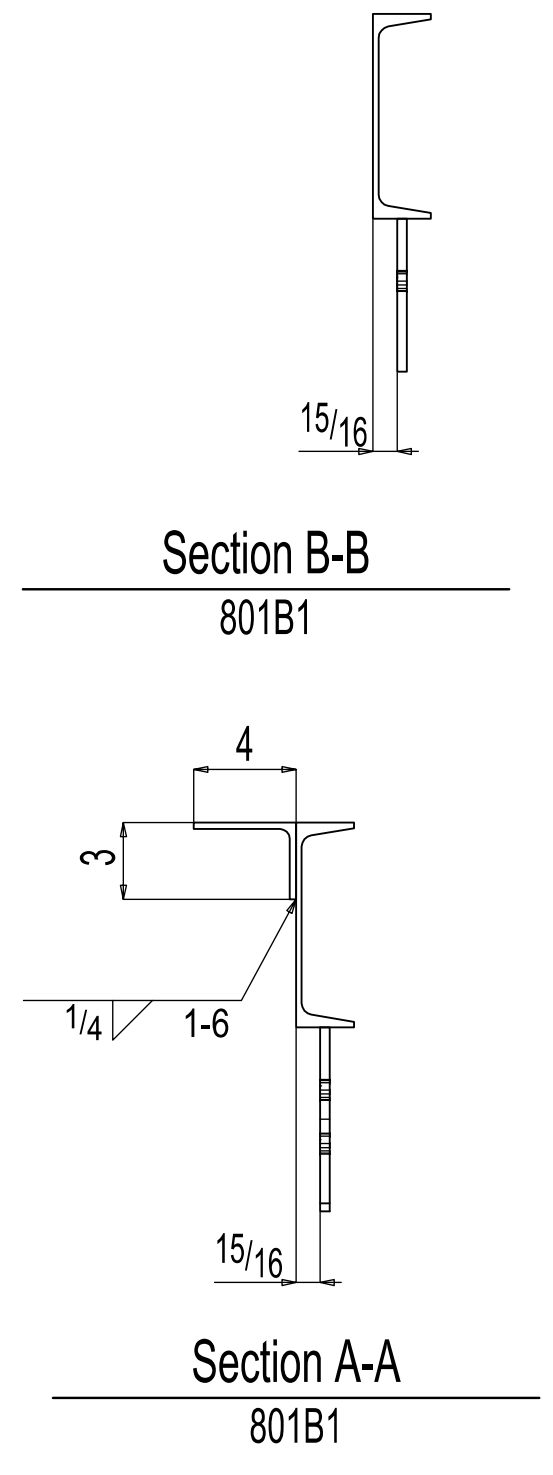
Total weight : 369

BILL OF MATERIAL

| QTY | PC | DESCRIPTION | LENGTH | STEEL GRADE | REMARKS | FINISH |
|-----|-------|-----------------|-----------|-------------|-----------|--------|
| ONE | 801B1 | BEAM | | | Galv | |
| 1 | 801B1 | C8x11.5 | 9' 10" | A572-50 | | |
| 1 | a338 | L4x3x1/4 | 3' 4 1/4" | A36 | | |
| 1 | c432 | MC12x10.6 | 1' 7" | A572-50 | | |
| 4 | p670 | PL 3/8x7 3/16 | 0' 9 1/8" | A36 | | |
| | | FIELD BOLTS | | | | |
| 4 | | TC 3/4 Dia A325 | 0' 13/4" | | +1HD WASH | |

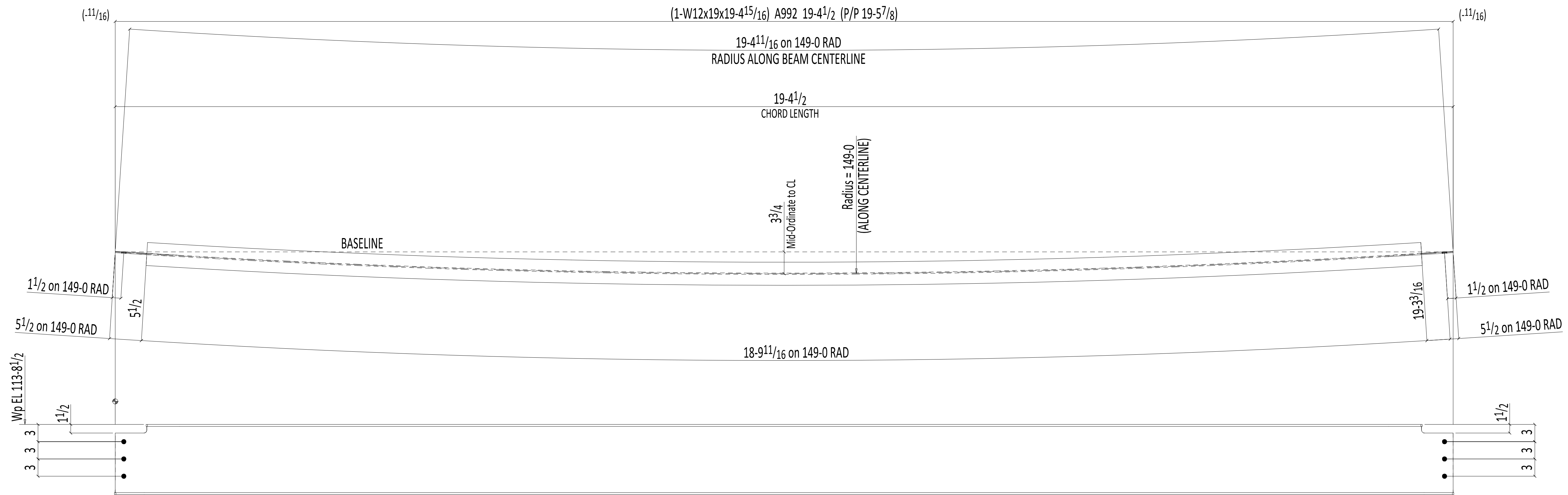


SHOP NOTE:
TOE DIRECTION FAR SIDE



BILL OF MATERIAL

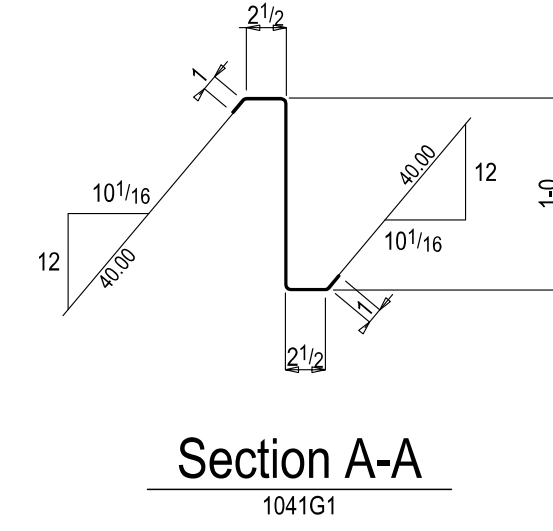
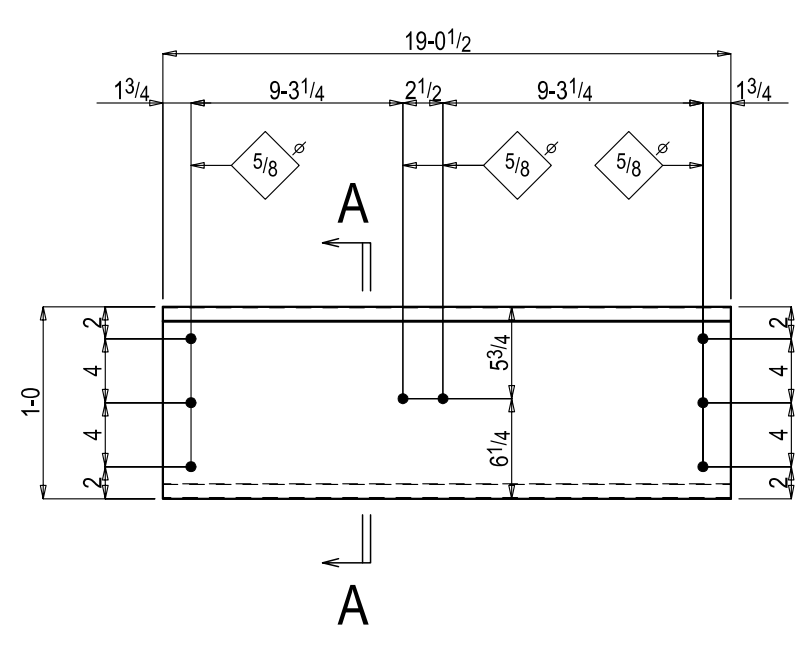
| LINE # | QTY | PC MARK | DESCRIPTION | LENGTH | REMARKS | WEIGHT TOTAL | ADVANCE MILL # |
|--------|--------|---------|--------------|------------------------------------|-------------|--------------|----------------|
| ONE | 4058B1 | | BEAM | | | 369 | |
| 1 | 4058B1 | | W12x19 | 19 4 ¹⁵ / ₁₆ | ROLLED A992 | 369 | |
| | | | FIELD BOLTS | | | | |
| 6 | | | 3/4 Dia A325 | 0 13/4 | +1HD WASH | | |



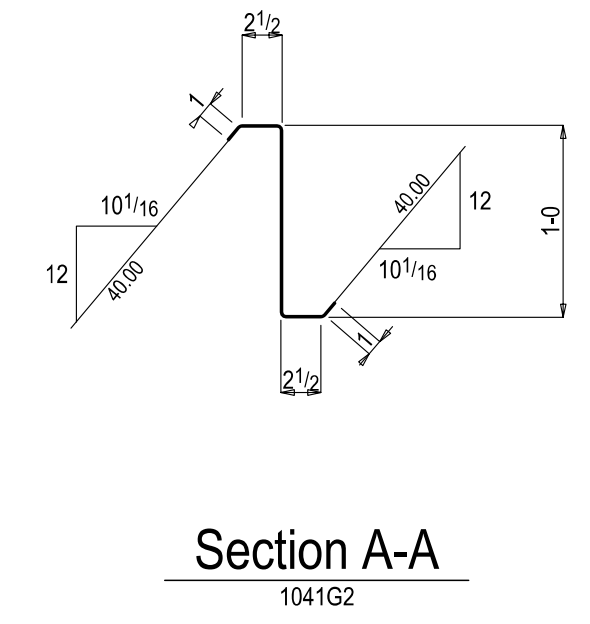
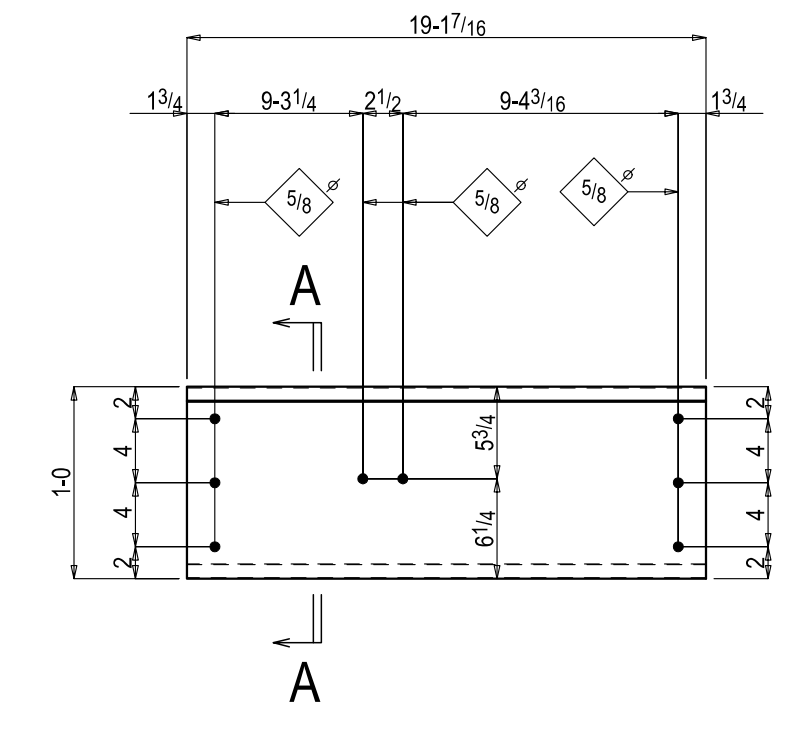
ONE BEAM 4058B1

W 12³/₁₆x1¹/₄
 F 4x³/₈
 K 7/8x⁵/₈

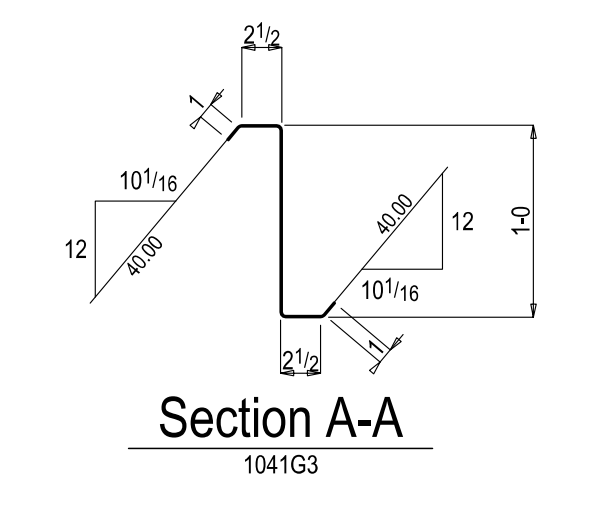
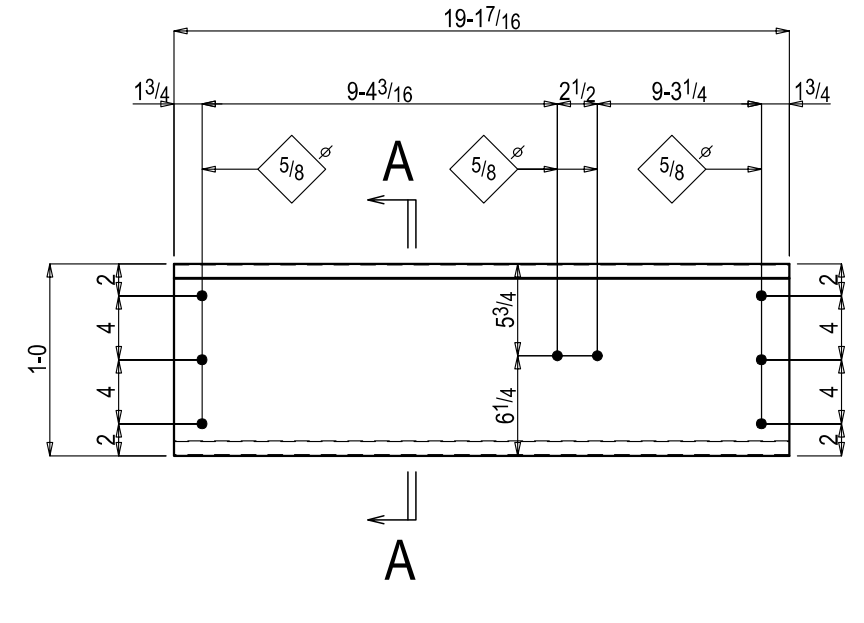
Total weight : 369



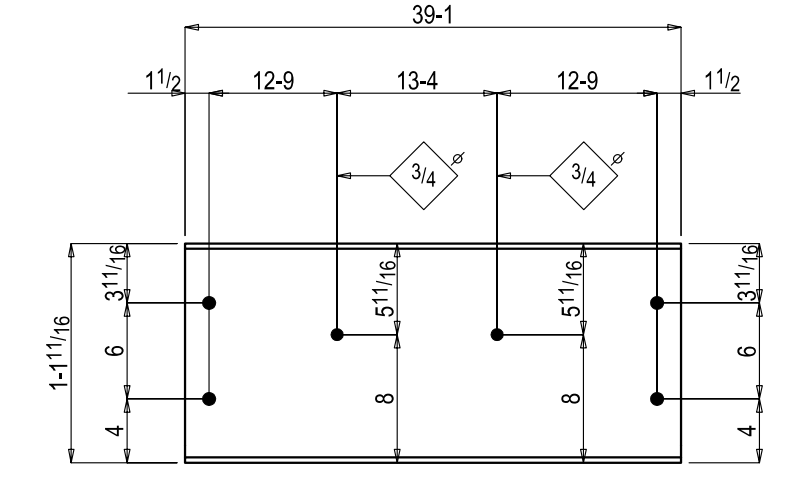
5 GIRTS 1041G1



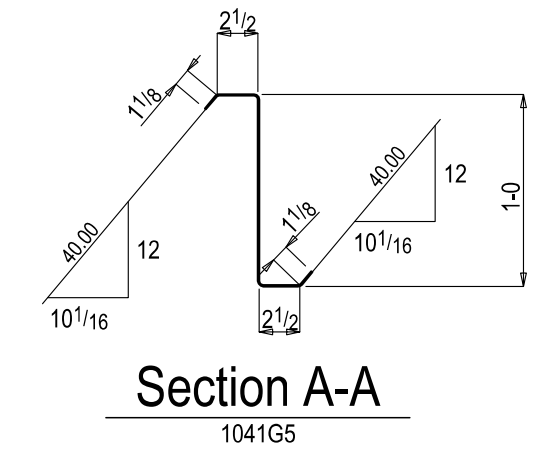
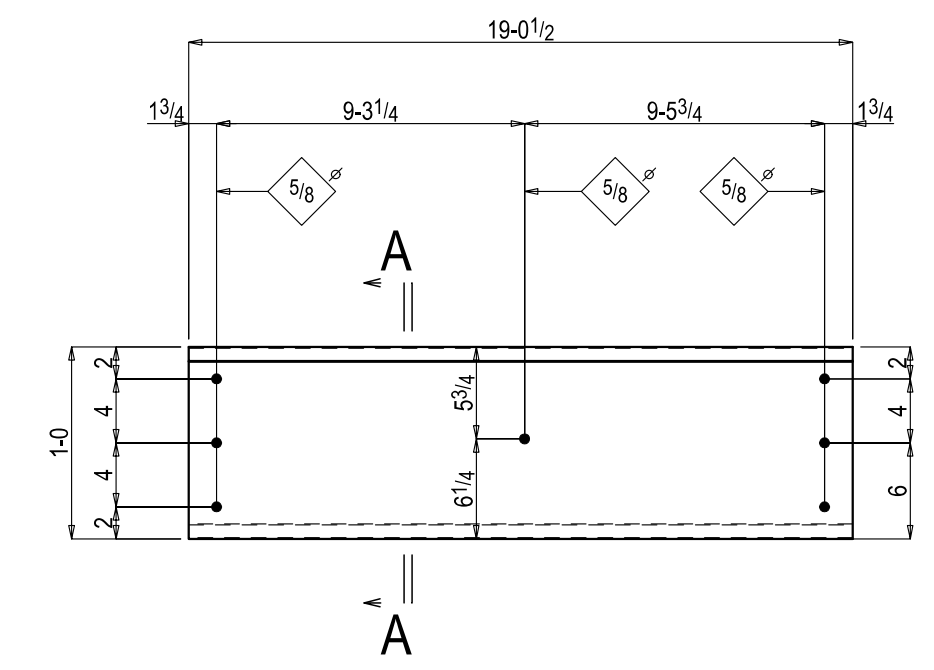
3 GIRTS 1041G2



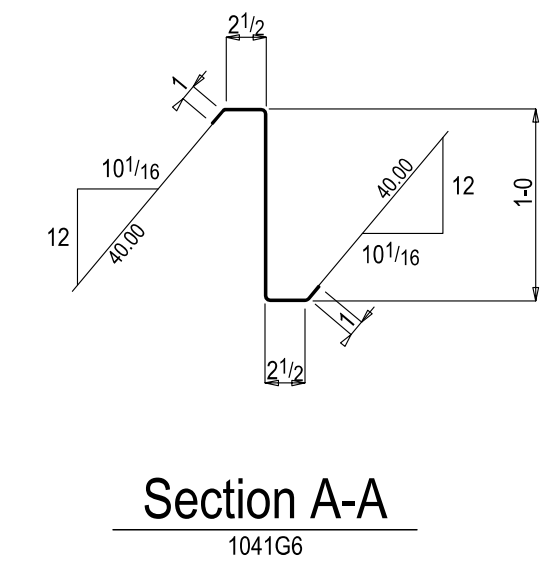
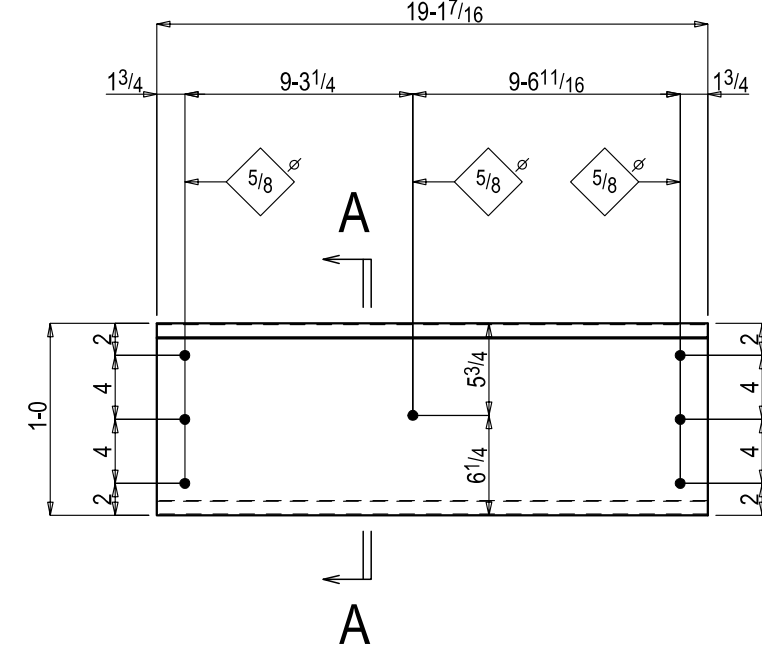
2 GIRTS 1041G3



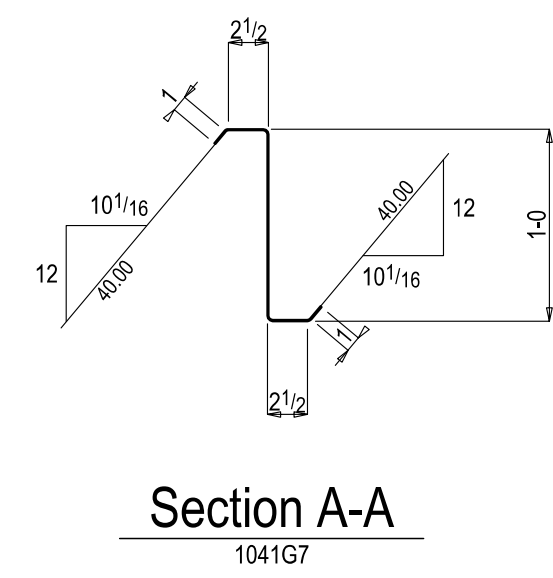
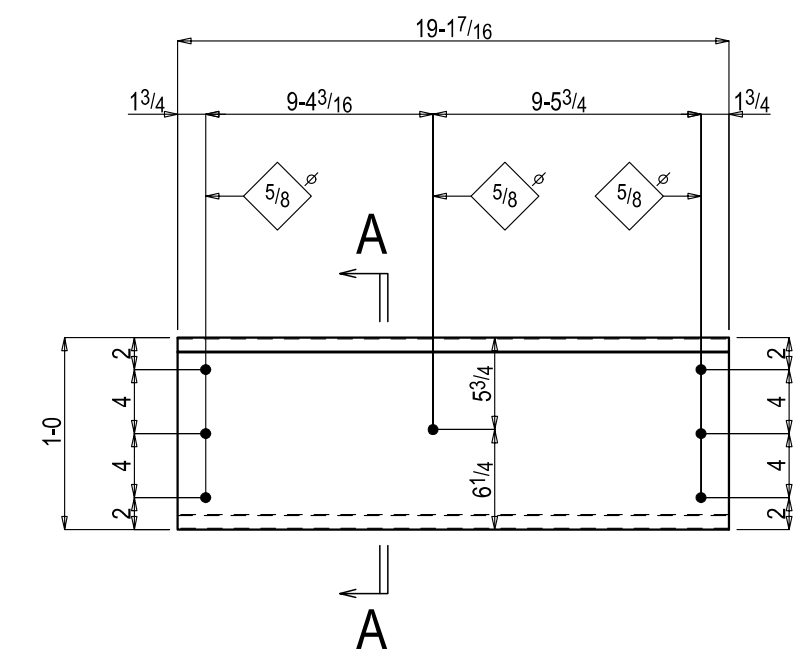
ONE GIRT 1041G4



2 GIRTS 1041G5

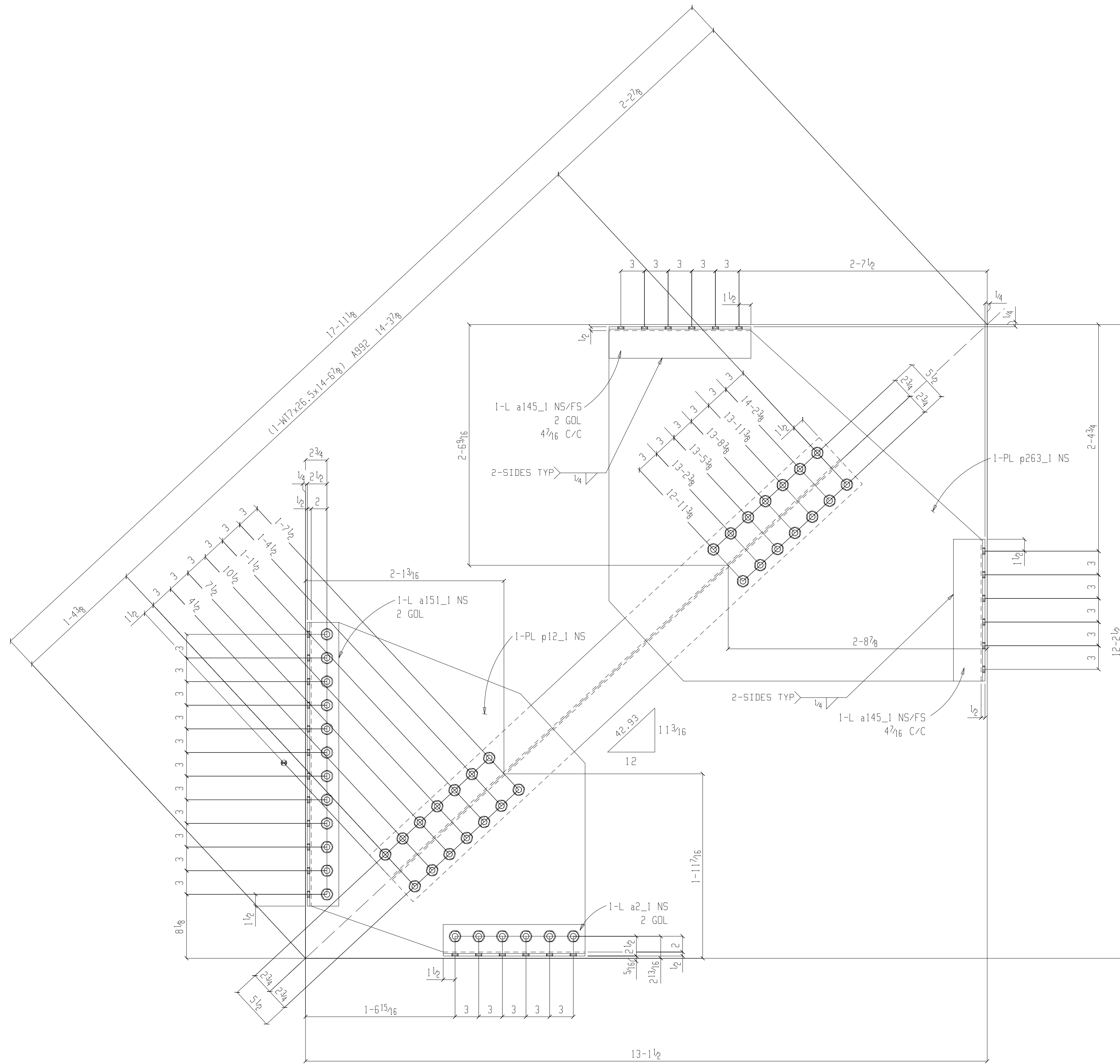


ONE GIRT 1041G6



ONE GIRT 1041G7

| PROJECT: | | CUSTOMER: | | JOB NUMBER | | | | | | |
|--------------------------|-----|-------------|---------------|--------------|------------|---------------|-------------|--------------|---------|------------|
| SURFACE PREP: SSPC - SP3 | | WELD: E70XX | | DWG NO. 1041 | | | | | | |
| REV # | SEQ | TOTAL QTY | MATERIAL SIZE | LENGTH FT | PIECE MARK | SHIPMENT MARK | REMARKS | WEIGHT TOTAL | ABOM NO | ROUTE CODE |
| SIA | 5 | 5 | GIRT | 19 | 0 1/2 | 1041G1 | | 600 | | |
| | | | 5 12x2.5Z14GA | | | | A1011 GR-55 | 600 | | |
| SIA | 3 | 3 | GIRT | 19 | 1 7/16 | 1041G2 | | 361 | | |
| | | | 3 12x2.5Z14GA | | | | A1011 GR-55 | 361 | | |
| SIA | 2 | 2 | GIRT | 19 | 1 7/16 | 1041G3 | | 241 | | |
| | | | 2 12x2.5Z14GA | | | | A1011 GR-55 | 241 | | |
| SIA | 1 | ONE | GIRT | 39 | 1 | 1041G4 | | 860 | 5-3 | |
| | | | 1 W4x22 | | | | A992 | 860 | | |
| SIA | 2 | 2 | GIRT | 19 | 0 1/2 | 1041G5 | | 240 | | |
| | | | 2 12x2.5Z14GA | | | | A1011 GR-55 | 240 | | |
| SIA | 1 | ONE | GIRT | 19 | 1 7/16 | 1041G6 | | 120 | | |
| | | | 1 12x2.5Z14GA | | | | A1011 GR-55 | 120 | | |
| SIA | 1 | ONE | GIRT | 19 | 1 7/16 | 1041G7 | | 120 | | |
| | | | 1 12x2.5Z14GA | | | | A1011 GR-55 | 120 | | |



ONE HORIZONTAL BRACE 140HB1

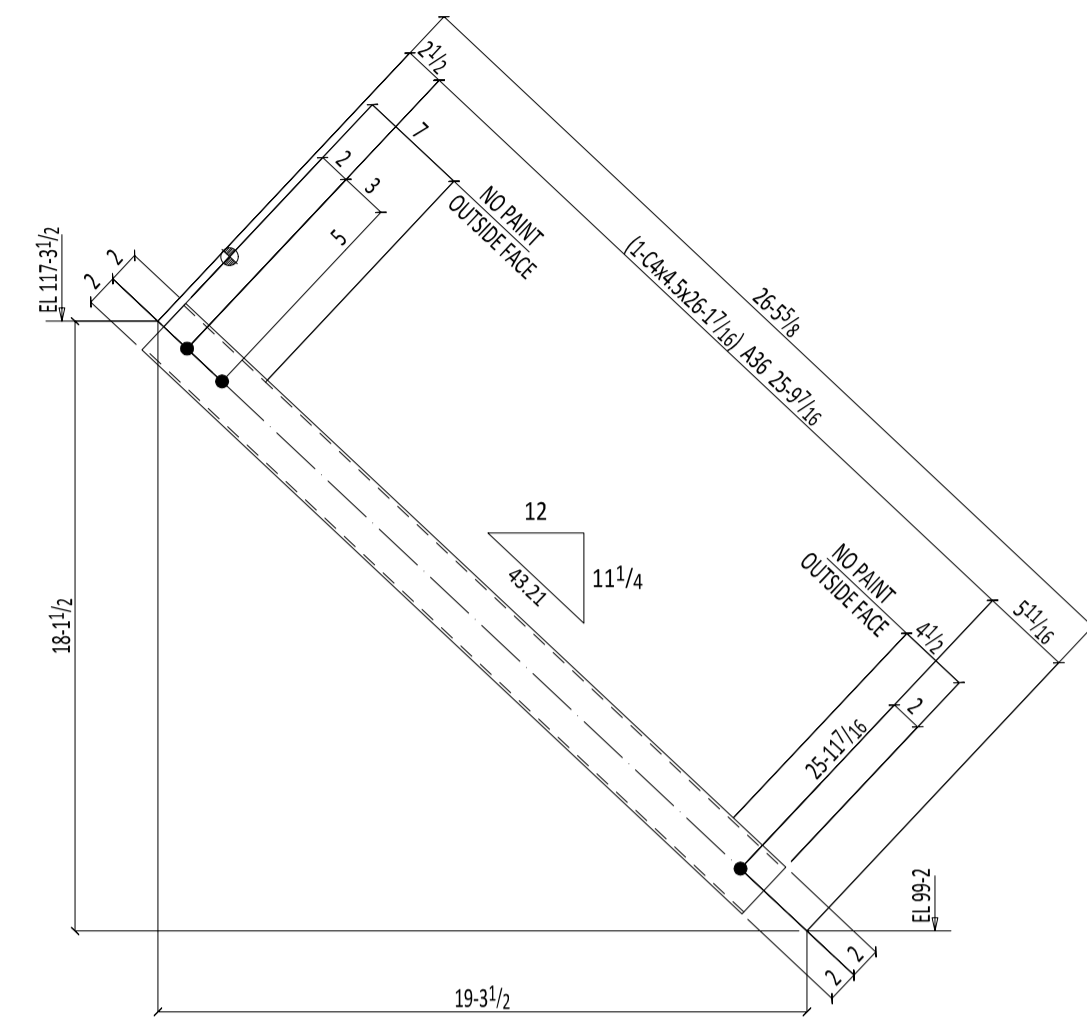
W | 6¹⁵/₁₆ x 3³/₈
 F | 8¹/₂ x 1¹/₂
 K | 1¹/₂ x 1

SHOP NOTE:
 STEM FAR SIDE
 SHOP BOLTS (Unless Noted):
 28-3/4 x 2 1/4 A325SC
 18-3/4 x 2 A325SC

BILL OF MATERIAL

| SEQ | QTY | PC | MINDR | DESCRIPTION | LENGTH | REMARKS | STEEL | WEIGHT | ADVANCE |
|-------|------|--------|-------|---|-----------------------------------|-----------|-------|--------|---------|
| TOTAL | MARK | MARK | | | | | GRADE | TOTAL | MILL. # |
| 1 | ONE | 140HB1 | | HORIZONTAL BRACE | | | | 875 | 8-1 |
| 1 | | 140HB1 | | WTx26.5 | 14 6 ¹ / ₈ | | A992 | 386 | |
| 1 | | a151_1 | | L4x3 ¹ / ₂ x ³ / ₁₆ | 3 0 | | A36 | 23 | |
| 1 | | a2_1 | | L4x3 ¹ / ₂ x ³ / ₁₆ | 1 6 | | A36 | 12 | |
| 4 | | a145_1 | | L4x3 ¹ / ₂ x ³ / ₁₆ | 1 6 | | A36 | 46 | |
| 1 | | p263_1 | | PL 3/8 x 4 1/2 | 3 11 ³ / ₁₆ | | A36 | 223 | |
| 1 | | p12_1 | | PL 3/8 x 3 3/4 | 3 5 ¹ / ₁₆ | | A36 | 155 | |
| 28 | | | | 3/4 Dia A325SC | 0 24 | +1HD WASH | | 19 | |
| 18 | | | | 3/4 Dia A325SC | 0 2 | +1HD WASH | | 12 | |
| | | | | FIELD BOLTS | | | | | |
| 1 | | | | TC 3/4 Dia A325SC | 0 2 1/2 | +1HD WASH | | | |
| 26 | | | | TC 3/4 Dia A325SC | 0 24 | +1HD WASH | | | |
| 3 | | | | 3/4 Dia A325N | 0 24 | +1HD WASH | | | |
| 3 | | | | 3/4 Dia A325N | 0 2 | +1HD WASH | | | |
| 9 | | | | TC 3/4 Dia A325SC | 0 2 | +1HD WASH | | | |

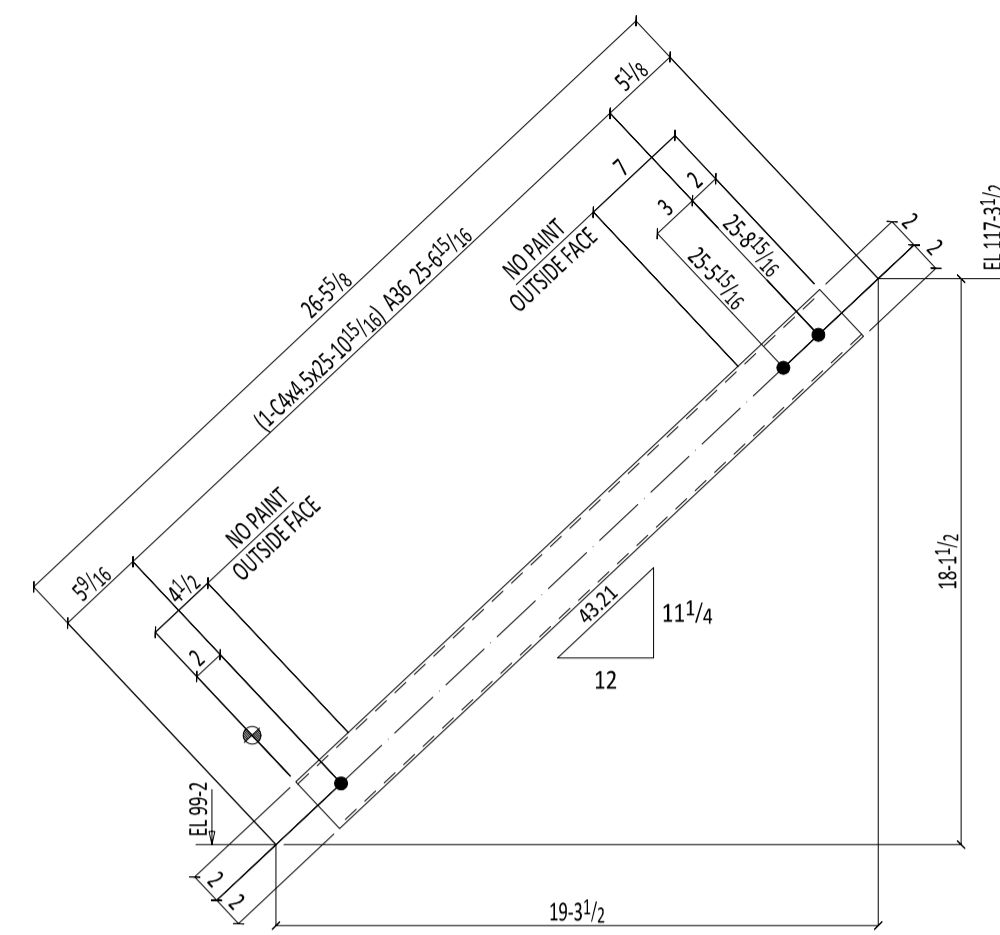
Total weight : 875



ONE VERTICAL BRACE 5065VB1

W 4x1/8
F 1 1/2 x 1/8 x 1/16
K 3/4 x 1/2

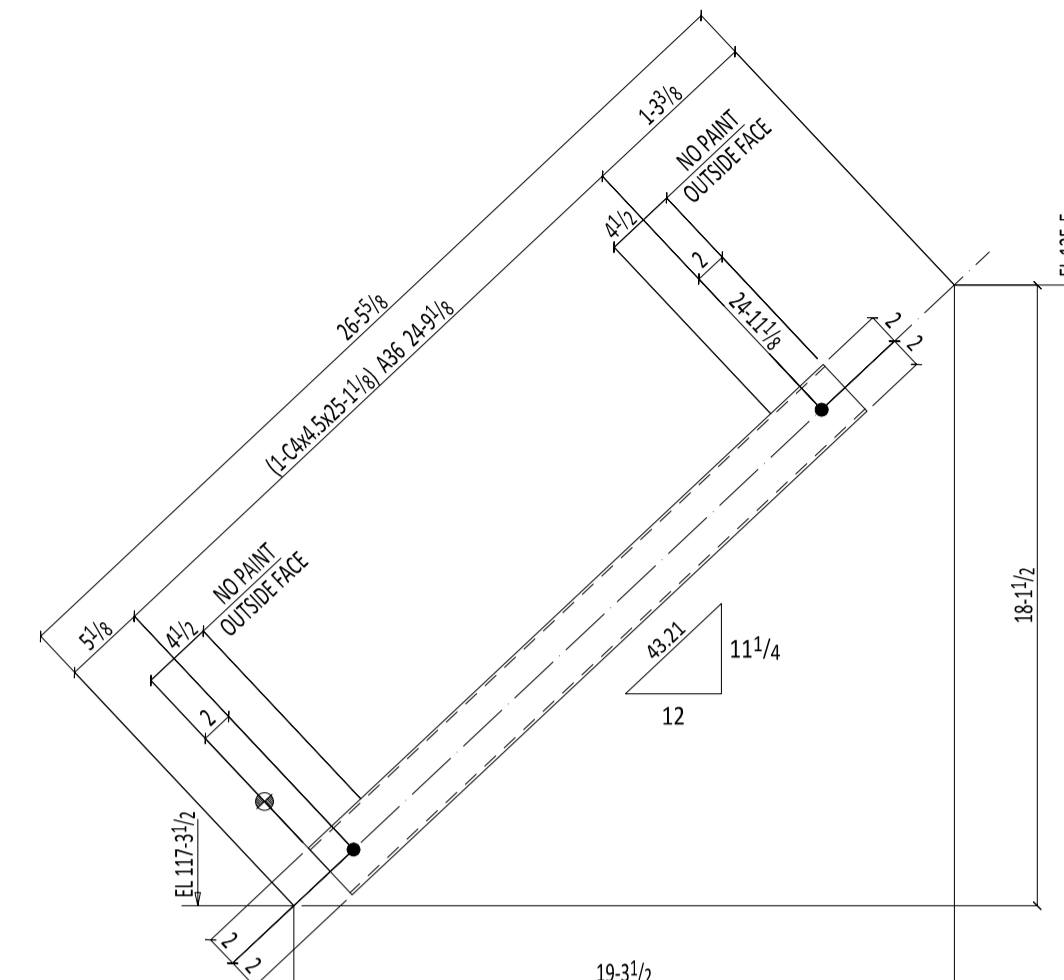
SHOP NOTE:
TOE DIRECTION FAR SIDE



ONE VERTICAL BRACE 5065VB2

W 4x1/8
F 1 1/2 x 1/8 x 1/16
K 3/4 x 1/2

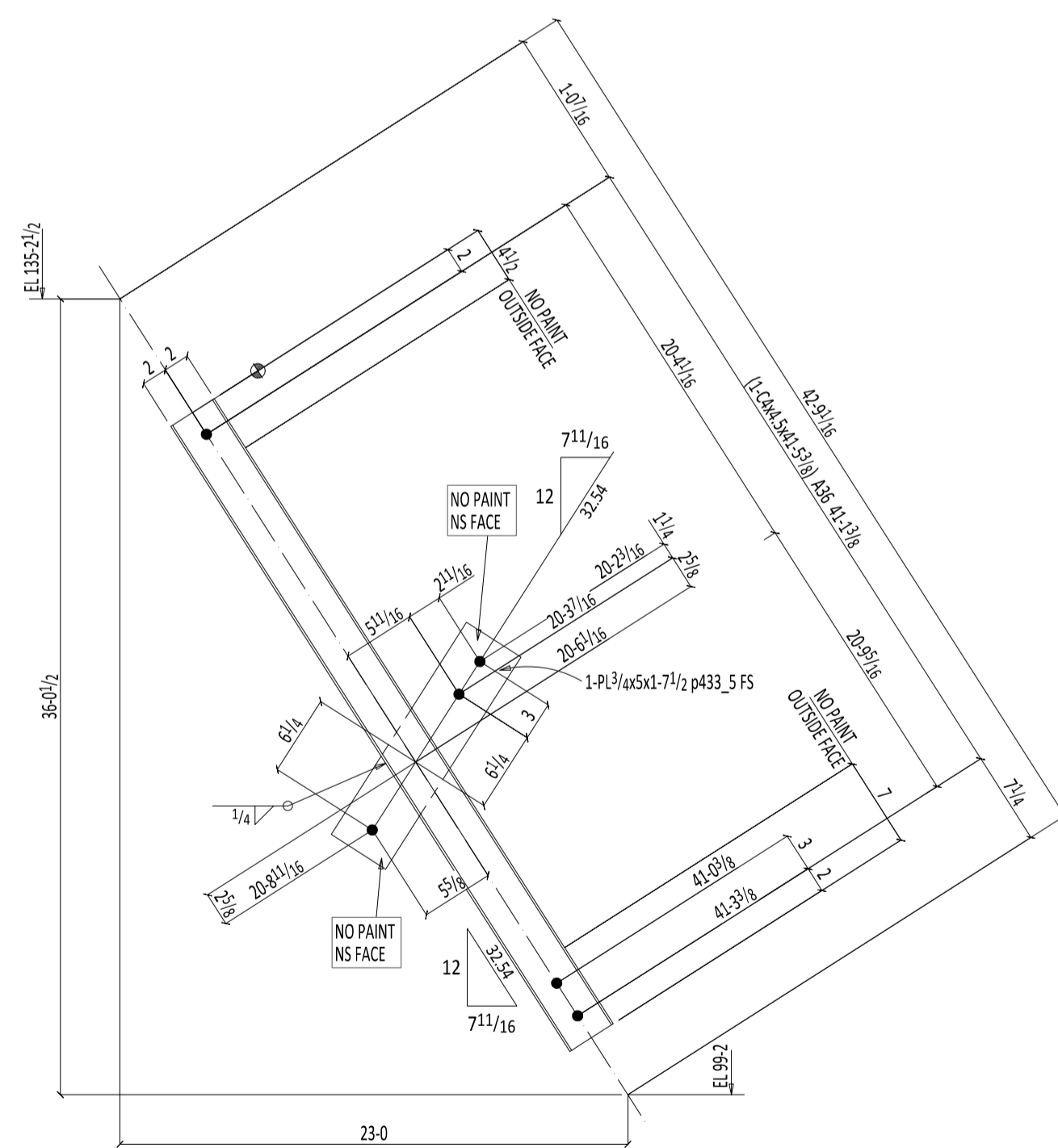
SHOP NOTE:
TOE DIRECTION FAR SIDE



ONE VERTICAL BRACE 5065VB3

W 4x1/8
F 1 1/2 x 1/8 x 1/16
K 3/4 x 1/2

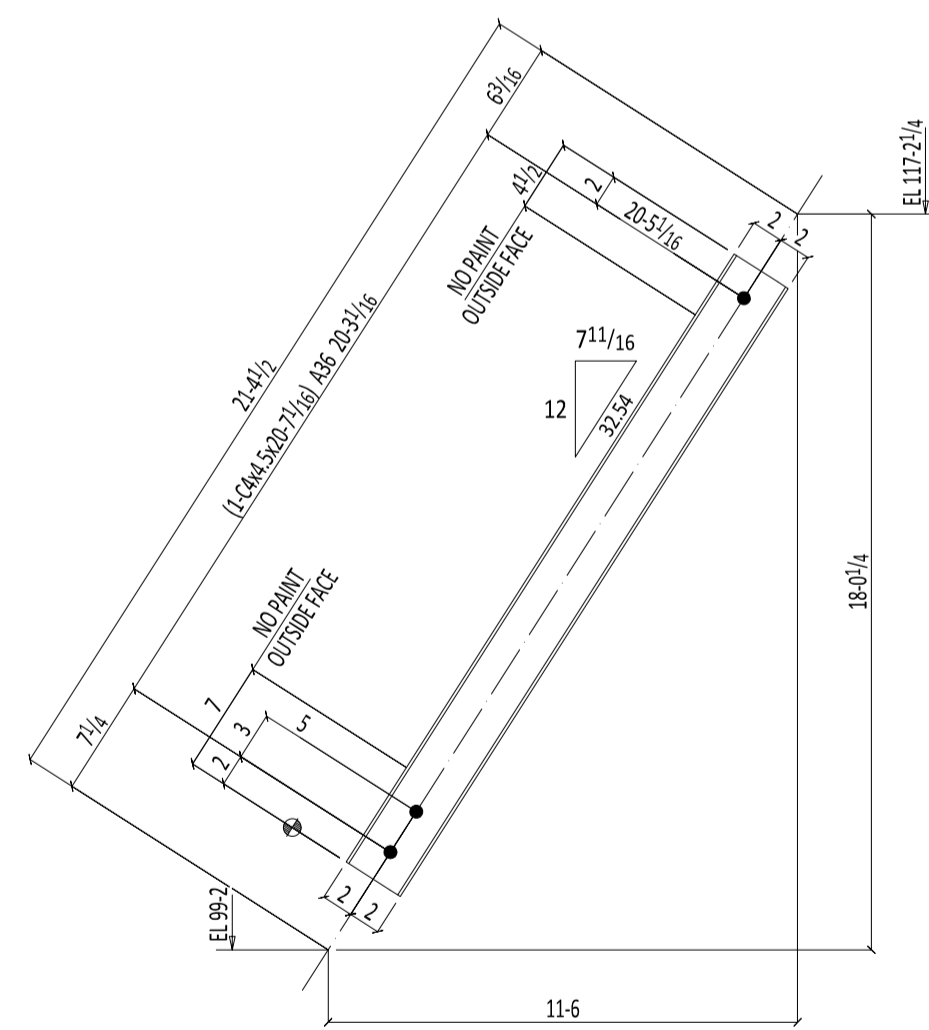
SHOP NOTE:
TOE DIRECTION FAR SIDE



ONE VERTICAL BRACE 5065VB4

W 4x1/8
F 1 1/2 x 1/8 x 1/16
K 3/4 x 1/2

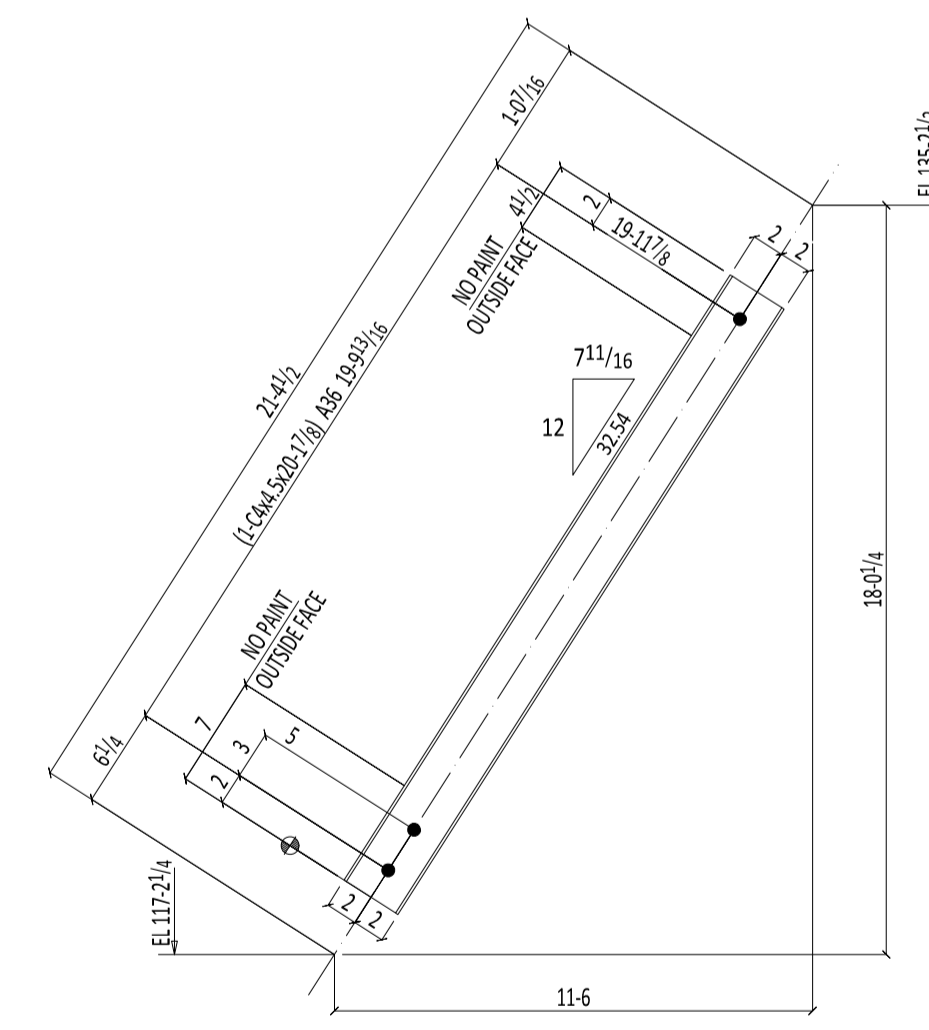
SHOP NOTE:
TOE DIRECTION NEAR SIDE



ONE VERTICAL BRACE 5065VB5

W 4x1/8
F 1 1/2 x 1/8 x 1/16
K 3/4 x 1/2

SHOP NOTE:
TOE DIRECTION NEAR SIDE



ONE VERTICAL BRACE 5065VB6

W 4x1/8
F 1 1/2 x 1/8 x 1/16
K 3/4 x 1/2

SHOP NOTE:
TOE DIRECTION NEAR SIDE

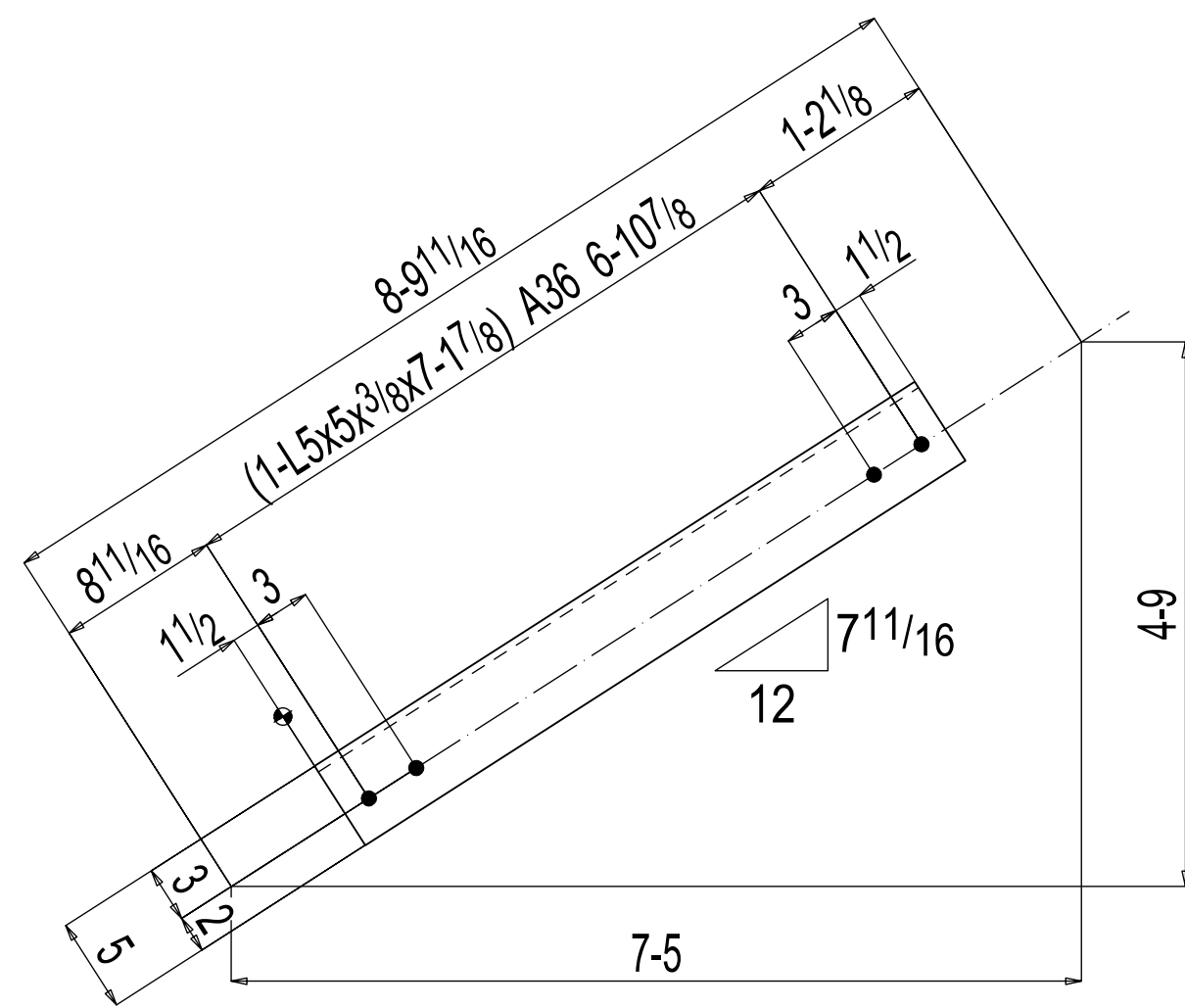
BILL OF MATERIAL

| SEQ | QTY | PC MARK | MINOR MARK | DESCRIPTION | LENGTH | REMARKS | STEEL GRADE | WEIGHT TOTAL | ADVANCE MILL # |
|-----|-----|---------|------------|----------------|----------------|---------|-------------|--------------|----------------|
| 5 | ONE | 5065VB1 | | VERTICAL BRACE | | | | | 118 30-31 |
| | 1 | | 5065VB1 | C4x4.5 | 26 17/16 | | A36 | | 118 |
| | 2 | | | FIELD BOLTS | | | | | |
| | | | | 3/4 Dia A307 | 0 2 1/4 | | | | |
| 5 | ONE | 5065VB2 | | VERTICAL BRACE | | | | | 117 30-36 |
| | 1 | | 5065VB2 | C4x4.5 | 25 10 1/2 1/16 | | A36 | | 117 |
| | 1 | | | FIELD BOLTS | | | | | |
| | 1 | | | 3/4 Dia A307 | 0 2 1/4 | | | | |
| | 1 | | | 3/4 Dia A307 | 0 2 | | | | |
| 5 | ONE | 5065VB3 | | VERTICAL BRACE | | | | | 113 |
| | 1 | | 5065VB3 | C4x4.5 | 25 1 1/8 | | A36 | | 113 |
| | 2 | | | FIELD BOLTS | | | | | |
| | | | | 3/4 Dia A307 | 0 2 1/4 | | | | |
| 5 | ONE | 5065VB4 | | VERTICAL BRACE | | | | | 207 30-33 |
| | 1 | | 5065VB4 | C4x4.5 | 41 5 3/8 | | A36 | | 187 |
| | 1 | | p433_5 | PL 3/8 x 5 | 1 7 1/2 | | A36 | | 21 |
| | 2 | | | FIELD BOLTS | | | | | |
| | | | | 3/4 Dia A307 | 0 2 | | | | |
| 5 | ONE | 5065VB5 | | VERTICAL BRACE | | | | | 93 30-41 |
| | 1 | | 5065VB5 | C4x4.5 | 20 7 1/16 | | A36 | | 93 |
| | 2 | | | FIELD BOLTS | | | | | |
| | | | | 3/4 Dia A307 | 0 2 | | | | |
| 5 | ONE | 5065VB6 | | VERTICAL BRACE | | | | | 91 30-42 |
| | 1 | | 5065VB6 | C4x4.5 | 20 17/8 | | A36 | | 91 |
| | 2 | | | FIELD BOLTS | | | | | |
| | | | | 3/4 Dia A307 | 0 2 | | | | |

Total weight : 738

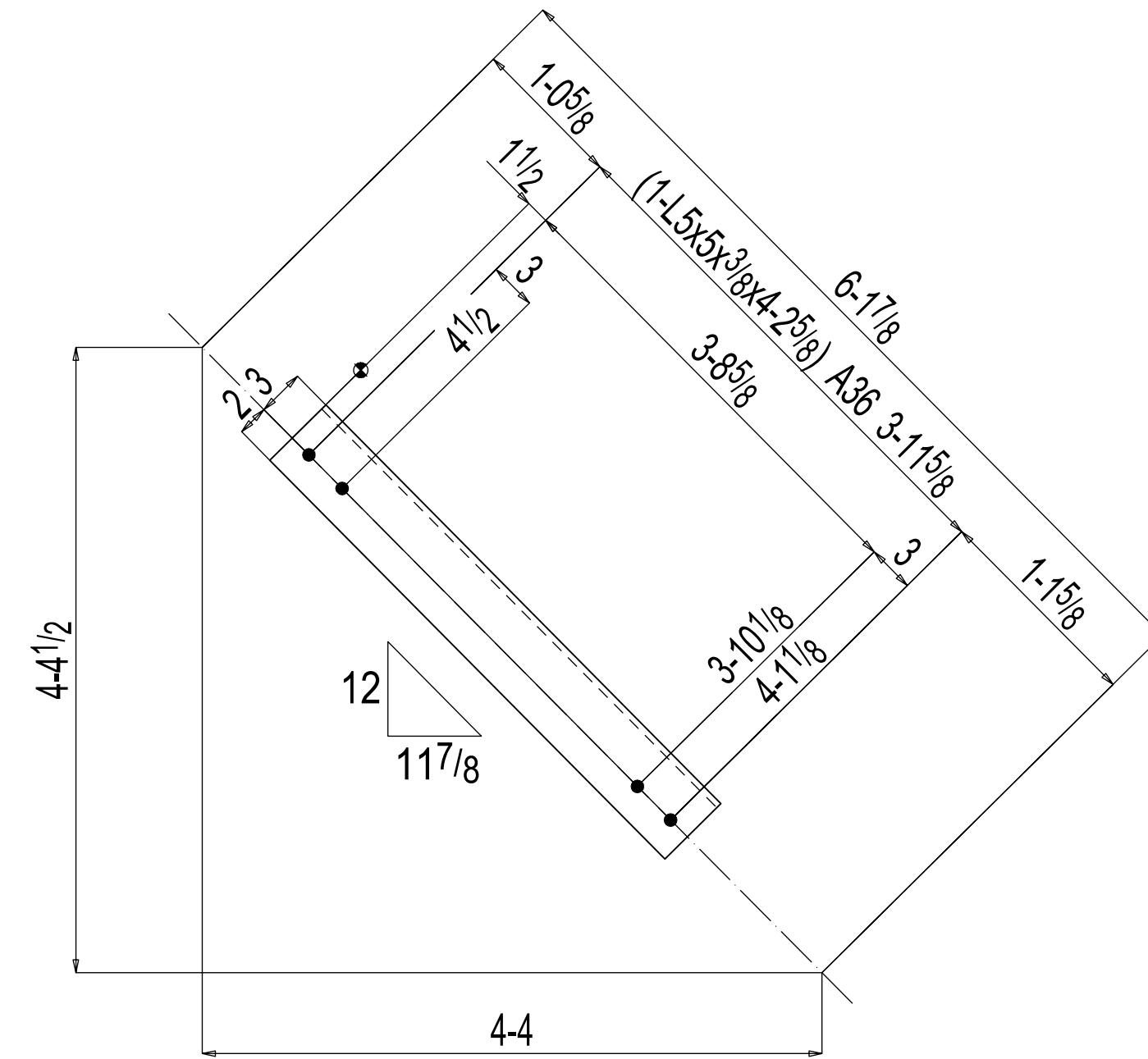
BILL OF MATERIAL

| QTY | PC | DESCRIPTION | LENGTH | STEEL GRADE | REMARKS | FINISH |
|-----|--------|-----------------------------------|----------------------------------|-------------|----------------|--------|
| ONE | 205HB1 | HORIZONTAL BRACE | | | | GALV |
| 1 | 205HB1 | L5x5x ³ / ₈ | 7 17/8 | A36 | | |
| | | FIELD BOLTS | | | | |
| 4 | | TC 3/4 Dia A325 | 0 2 | | +1HD WASH GALV | |
| ONE | 205HB2 | HORIZONTAL BRACE | | | | GALV |
| 1 | 205HB2 | L5x5x ³ / ₈ | 4 2 ⁵ / ₈ | A36 | | |
| | | FIELD BOLTS | | | | |
| 6 | | TC 3/4 Dia A325 | 0 2 | | +1HD WASH GALV | |
| ONE | 205HB3 | HORIZONTAL BRACE | | | | GALV |
| 1 | 205HB3 | L5x5x ³ / ₈ | 4 5 1/4 | A36 | | |
| | | FIELD BOLTS | | | | |
| 4 | | TC 3/4 Dia A325 | 0 2 | | +1HD WASH GALV | |
| ONE | 205HB4 | HORIZONTAL BRACE | | | | GALV |
| 1 | 205HB4 | L5x5x ³ / ₈ | 6 3 ⁹ / ₁₆ | A36 | | |
| | | FIELD BOLTS | | | | |
| 4 | | TC 3/4 Dia A325 | 0 2 | | +1HD WASH GALV | |



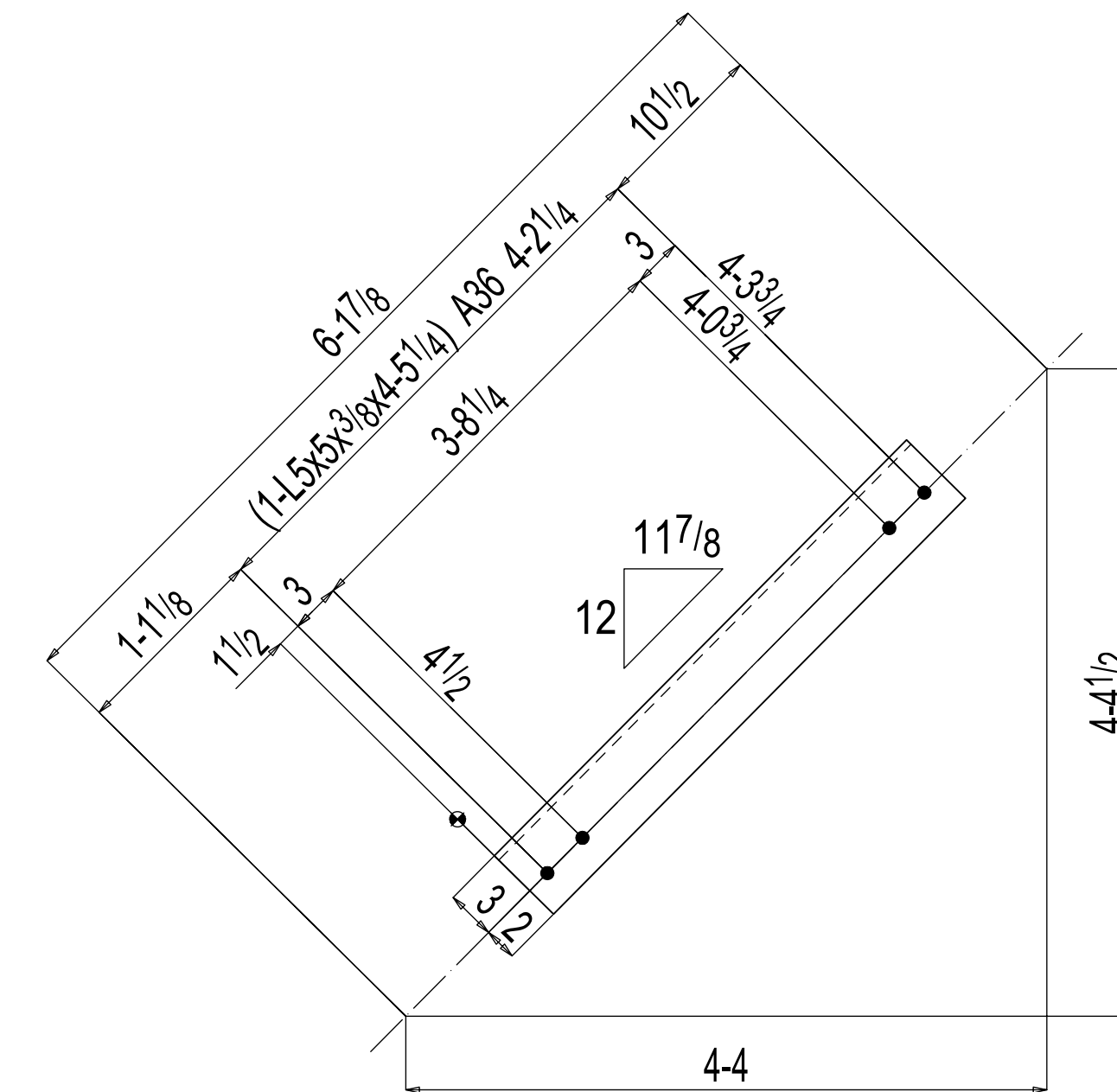
ONE HORIZONTAL BRACE 205HB1

SHOP NOTE:
TOE DIRECTION FAR SIDE



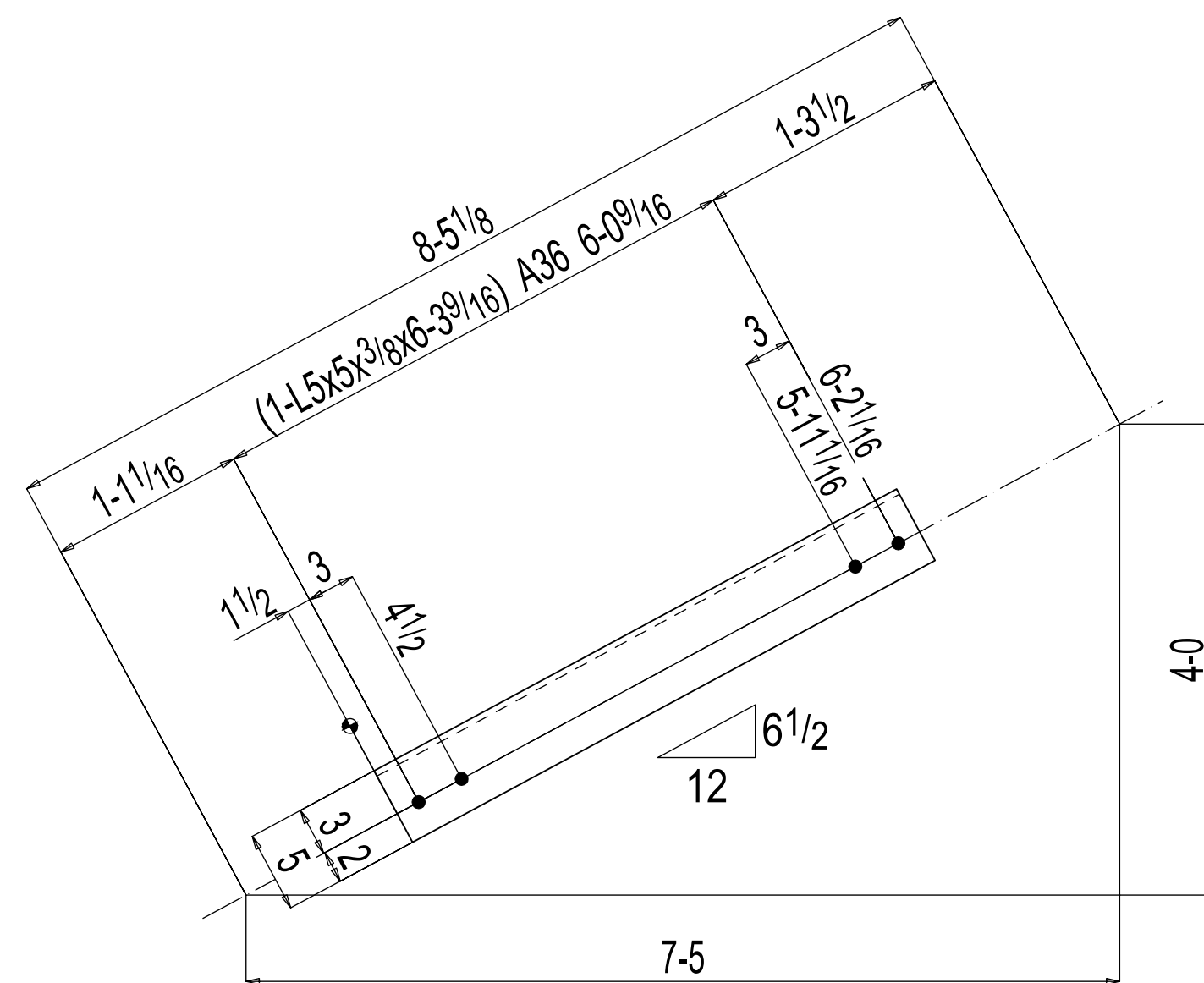
ONE HORIZONTAL BRACE 205HB2

SHOP NOTE:
TOE DIRECTION FAR SIDE



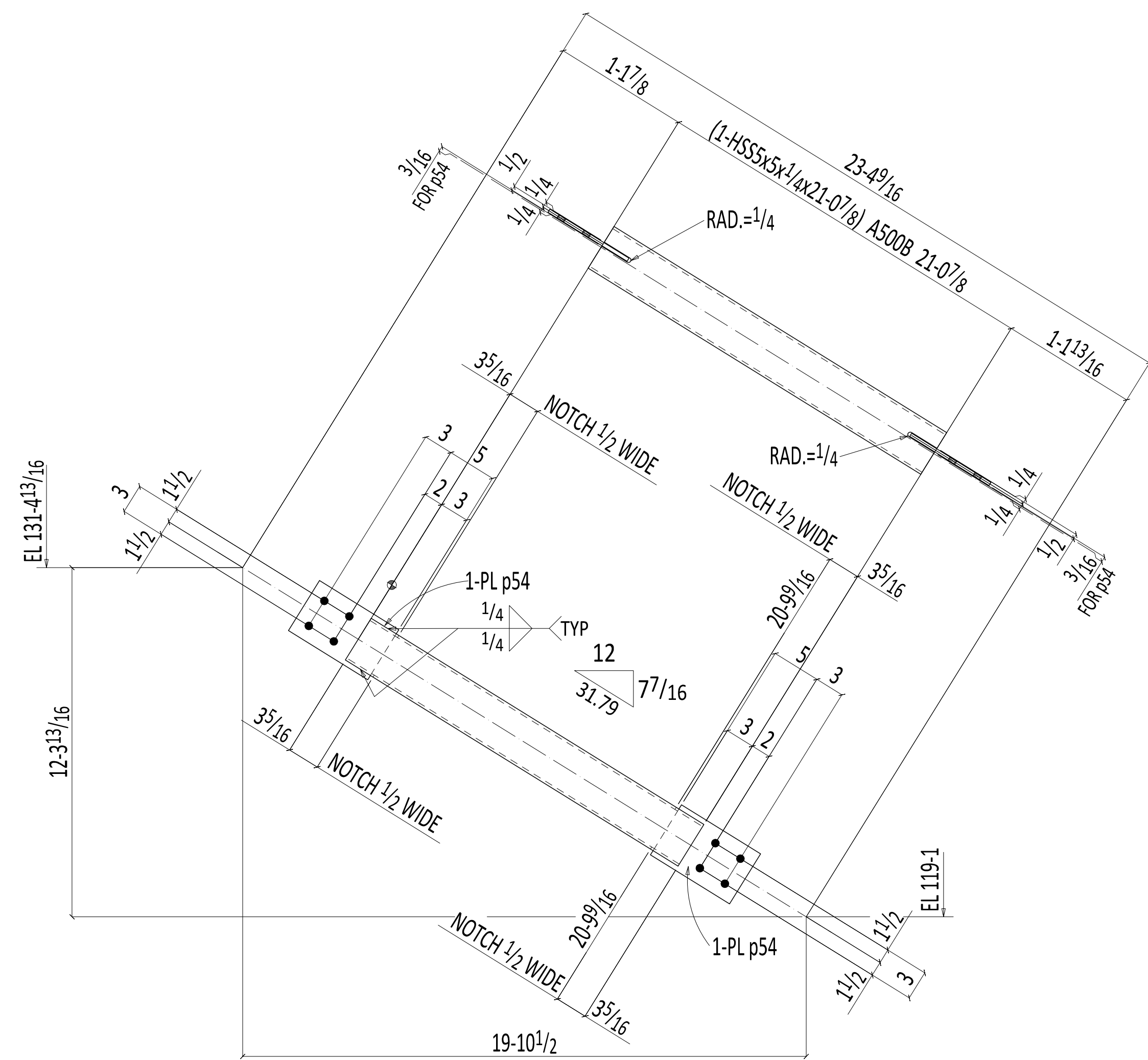
ONE HORIZONTAL BRACE 205HB3

SHOP NOTE:
TOE DIRECTION FAR SIDE

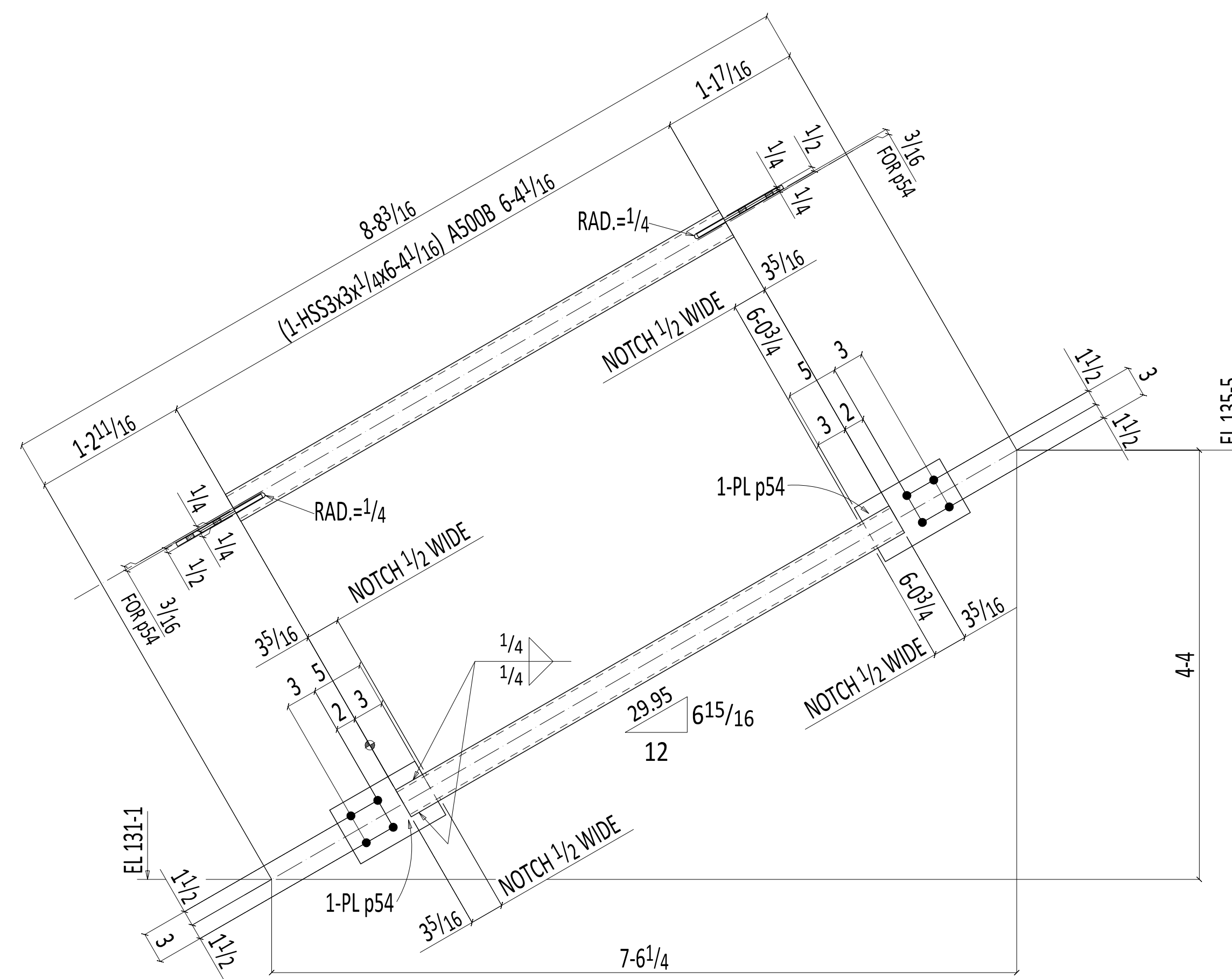


ONE HORIZONTAL BRACE 205HB4

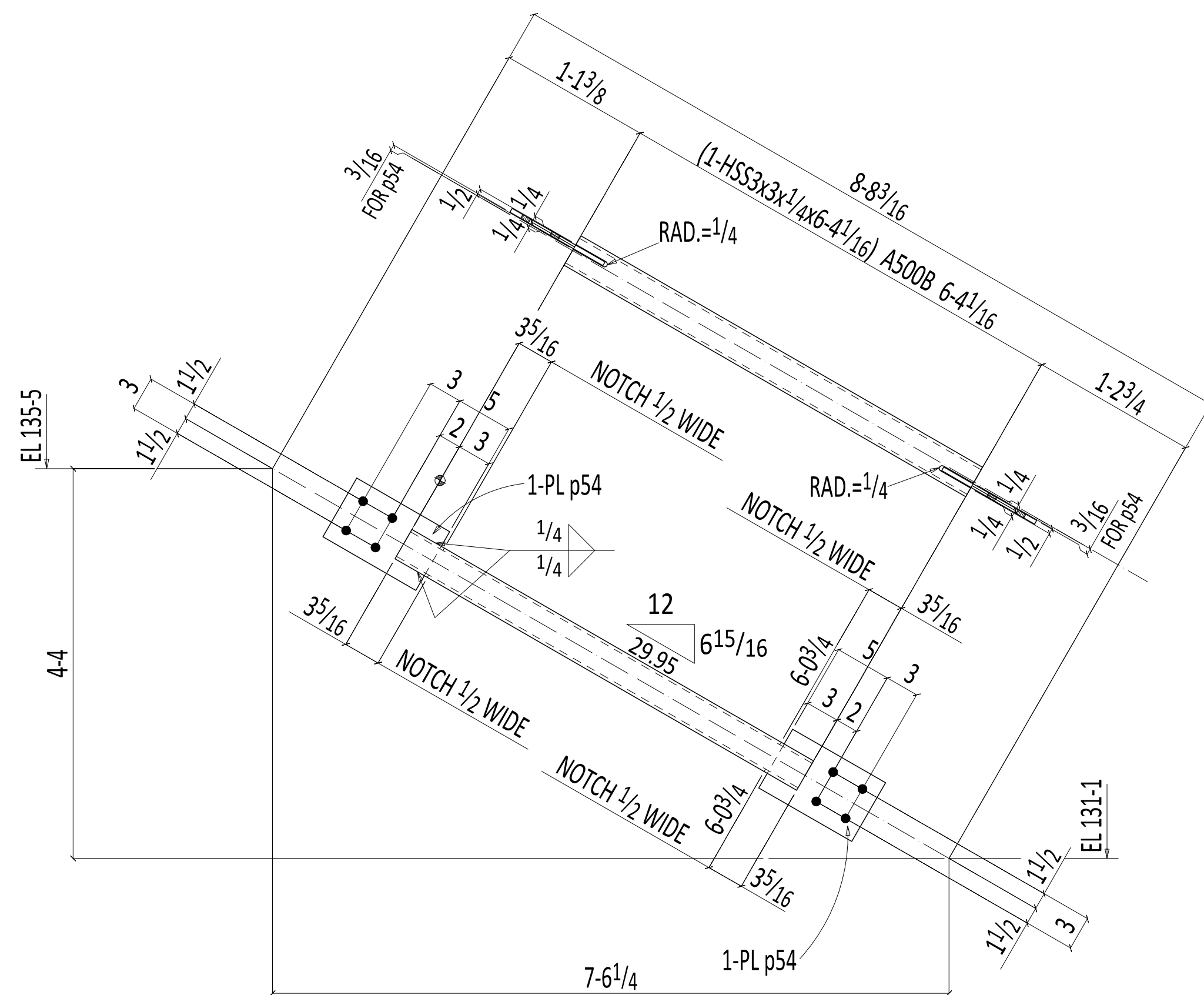
SHOP NOTE:
TOE DIRECTION FAR SIDE



ONE VERTICAL BRACE 128VB1



ONE VERTICAL BRACE 128VB2



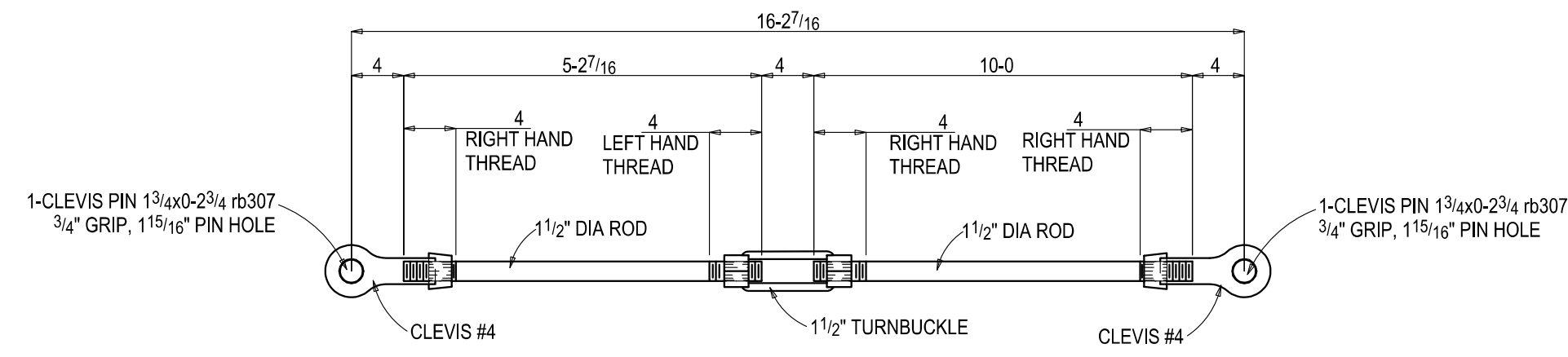
ONE VERTICAL BRACE 128VB3

BILL OF MATERIAL

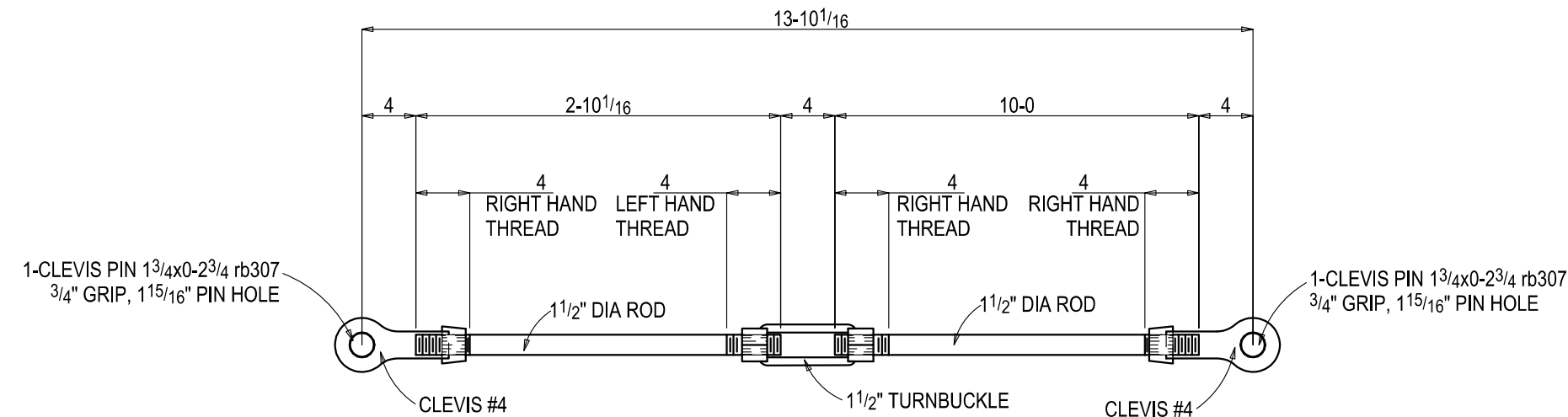
| LINE # | QTY | PC MARK | DESCRIPTION | LENGTH | REMARKS | WEIGHT TOTAL | ADVANCE MILL # |
|--------|--------|---------|----------------|----------|-----------|--------------|----------------|
| ONE | 128VB1 | | VERTICAL BRACE | | | 341 | |
| 1 | 128VB1 | | HSS5x5x1/4 | 21 07/8 | A500B | 329 | 4-1 |
| 2 | p54 | | PL 3/8x6 | 0 9 1/2 | A36 | 12 | |
| | | | FIELD BOLTS | | | | |
| 8 | | | 3/4 Dia A325 | 0 2 | +1HD WASH | | |
| ONE | 128VB2 | | VERTICAL BRACE | | | 68 | |
| 1 | 128VB2 | | HSS3x3x1/4 | 6 4 1/16 | A500B | 56 | 4-7 |
| 2 | p54 | | PL 3/8x6 | 0 9 1/2 | A36 | 12 | |
| | | | FIELD BOLTS | | | | |
| 8 | | | 3/4 Dia A325 | 0 2 | +1HD WASH | | |
| ONE | 128VB3 | | VERTICAL BRACE | | | 68 | |
| 1 | 128VB3 | | HSS3x3x1/4 | 6 4 1/16 | A500B | 56 | 4-7 |
| 2 | p54 | | PL 3/8x6 | 0 9 1/2 | A36 | 12 | |
| | | | FIELD BOLTS | | | | |
| 8 | | | 3/4 Dia A325 | 0 2 | +1HD WASH | | |

Total weight : 477

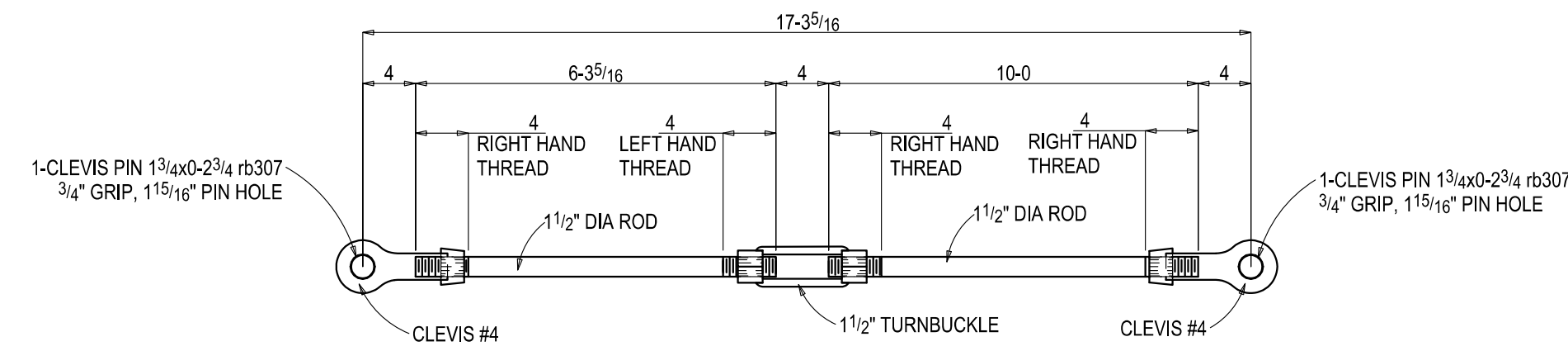
| PROJECT: | | CUSTOMER: | | JOB NUMBER | | | | | | |
|--------------------------|-----|-------------|------------------|------------------|------------|---------------|-------------------|--------------|---------|------------|
| SURFACE PREP: SSSP - SP3 | | WELD: E70XX | | DWG NO. 2025 | | | | | | |
| REV # | SEQ | TOTAL QTY | MATERIAL SIZE | LENGTH FT INCHES | PIECE MARK | SHIPMENT MARK | REMARKS | WEIGHT TOTAL | ABOM NO | ROUTE CODE |
| S2A | 2 | 2 | ROD BRACE | | | 2025VB1 | | 237 | | |
| | | 2 | RB1 1/2 | 10 0 | 2025VB1L | | A36 | 119 | | |
| | | 2 | RB1 1/2 | 5 2 7/16 | 2025VB1 | | A36 | 62 | | |
| | | 2 | TB1 1/2 x 6 | 0 9 3/4 | tb5 | | TURNBUCKLE C-1035 | 12 | | |
| | | 4 | CV4 | 0 5 15/16 | c124 | | C-1035 | 36 | | |
| | | 4 | CLEVIS PIN 1 3/4 | 0 2 3/4 | rb307 | | A36 | 7 | | |
| S2A | 2 | 2 | ROD BRACE | | | 2025VB2 | | 209 | | |
| | | 2 | RB1 1/2 | 10 0 | 2025VB2L | | A36 | 119 | | |
| | | 2 | RB1 1/2 | 2 10 1/16 | 2025VB2 | | A36 | 34 | | |
| | | 2 | TB1 1/2 x 6 | 0 9 3/4 | tb5 | | TURNBUCKLE C-1035 | 12 | | |
| | | 4 | CV4 | 0 5 15/16 | c124 | | C-1035 | 36 | | |
| | | 4 | CLEVIS PIN 1 3/4 | 0 2 3/4 | rb307 | | A36 | 7 | | |
| S2 | 1 | ONE | ROD BRACE | | | 2025VB3 | | 125 | | |
| | | 1 | RB1 1/2 | 10 0 | 2025VB3L | | A36 | 60 | | |
| | | 1 | RB1 1/2 | 6 3 9/16 | 2025VB3 | | A36 | 37 | | |
| | | 1 | TB1 1/2 x 6 | 0 9 3/4 | tb5 | | TURNBUCKLE C-1035 | 6 | | |
| | | 2 | CV4 | 0 5 15/16 | c124 | | C-1035 | 18 | | |
| | | 2 | CLEVIS PIN 1 3/4 | 0 2 3/4 | rb307 | | A36 | 4 | | |
| S2 | 1 | ONE | ROD BRACE | | | 2025VB4 | | 124 | | |
| | | 1 | RB1 1/2 | 10 0 | 2025VB4L | | A36 | 60 | | |
| | | 1 | RB1 1/2 | 6 2 | 2025VB4 | | A36 | 37 | | |
| | | 1 | TB1 1/2 x 6 | 0 9 3/4 | tb5 | | TURNBUCKLE C-1035 | 6 | | |
| | | 2 | CV4 | 0 5 15/16 | c124 | | C-1035 | 18 | | |
| | | 2 | CLEVIS PIN 1 3/4 | 0 2 3/4 | rb307 | | A36 | 4 | | |
| S2 | 2 | 2 | ROD BRACE | | | 2025VB5 | | 249 | | |
| | | 2 | RB1 1/2 | 10 0 | 2025VB5L | | A36 | 119 | | |
| | | 2 | RB1 1/2 | 6 1 7/8 | 2025VB5 | | A36 | 74 | | |
| | | 2 | TB1 1/2 x 6 | 0 9 3/4 | tb5 | | TURNBUCKLE C-1035 | 12 | | |
| | | 4 | CV4 | 0 5 15/16 | c124 | | C-1035 | 36 | | |
| | | 4 | CLEVIS PIN 1 3/4 | 0 2 3/4 | rb307 | | A36 | 7 | | |
| S2 | 2 | 2 | ROD BRACE | | | 2025VB6 | | 251 | | |
| | | 2 | RB1 1/2 | 10 0 | 2025VB6L | | A36 | 119 | | |
| | | 2 | RB1 1/2 | 6 4 1/2 | 2025VB6 | | A36 | 76 | | |
| | | 2 | TB1 1/2 x 6 | 0 9 3/4 | tb6 | | TURNBUCKLE C-1035 | 12 | | |
| | | 4 | CV4 | 0 5 15/16 | c124 | | C-1035 | 36 | | |
| | | 4 | CLEVIS PIN 1 3/4 | 0 2 3/4 | rb307 | | A36 | 7 | | |



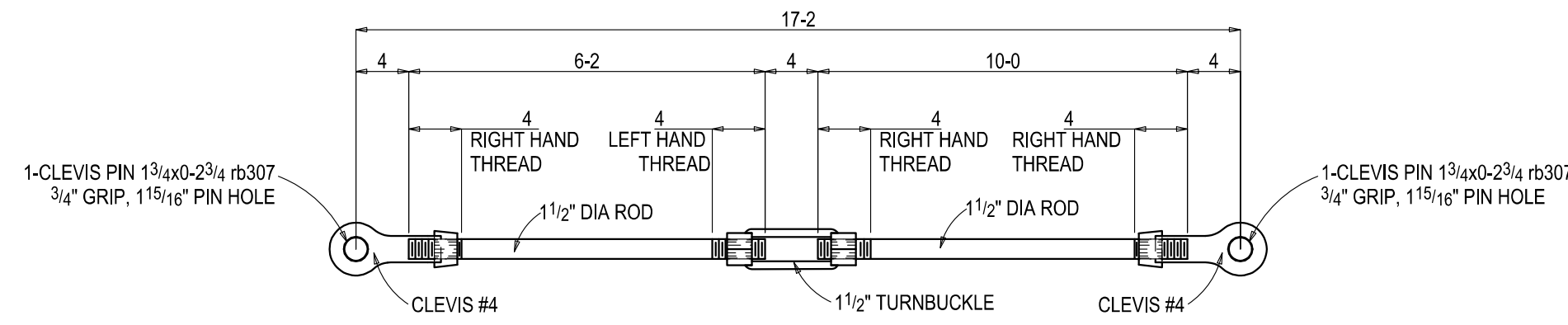
2 ROD BRACES 2025VB1



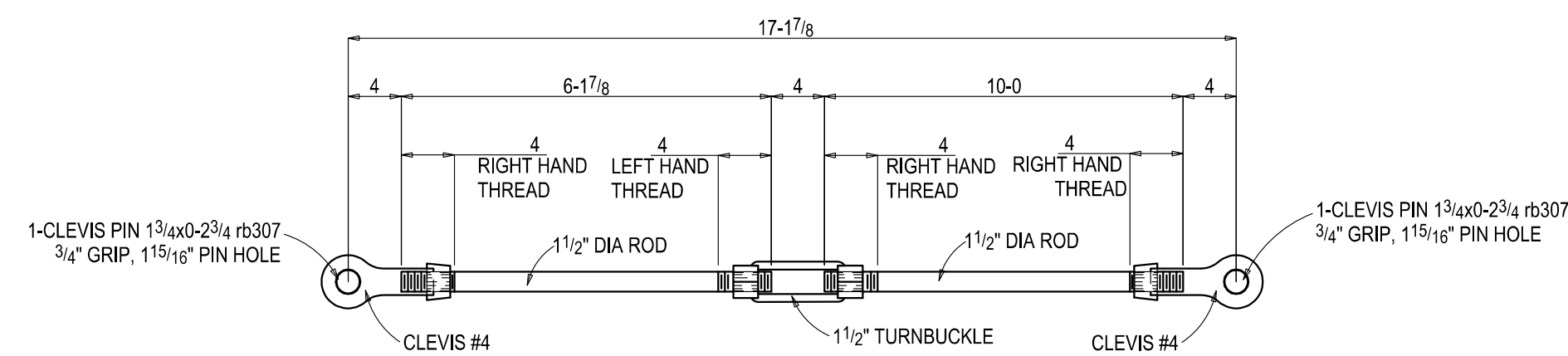
2 ROD BRACES 2025VB2



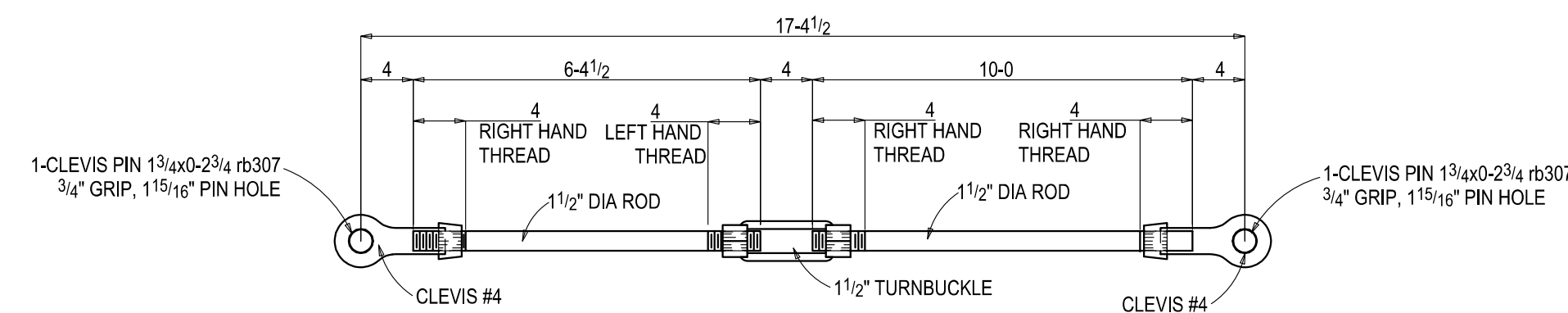
ONE ROD BRACE 2025VB3



ONE ROD BRACE 2025VB4

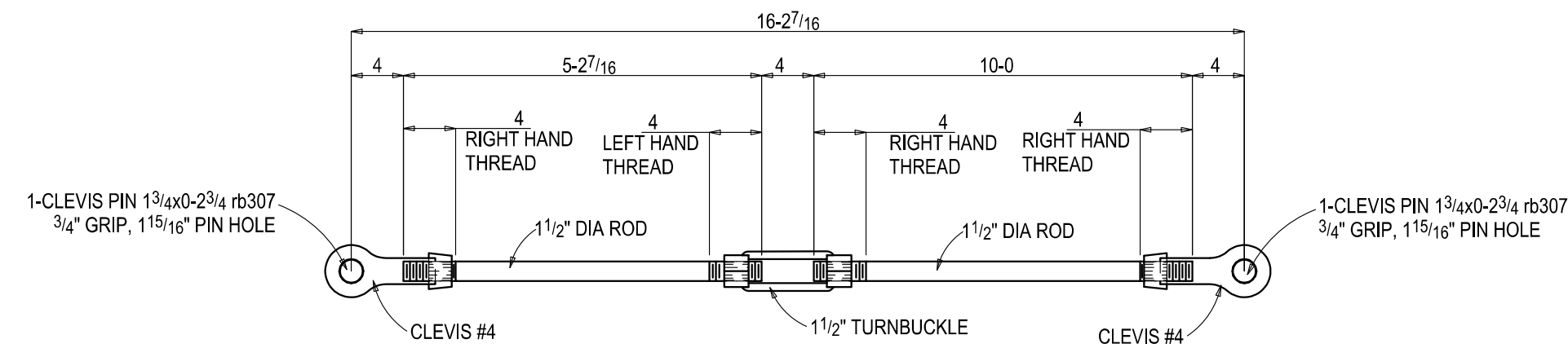


2 ROD BRACES 2025VB5

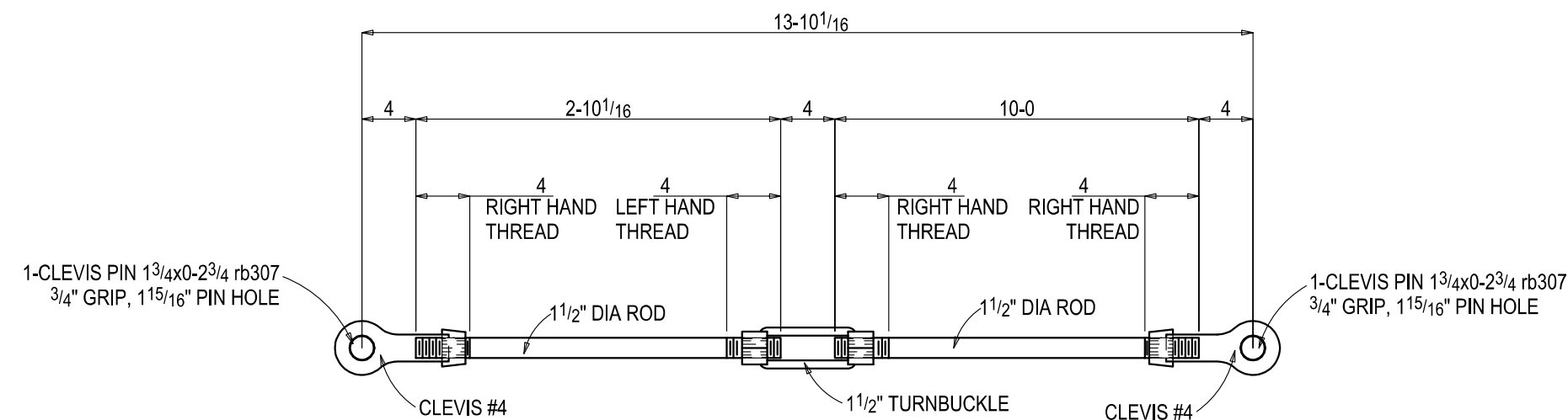


2 ROD BRACES 2025VB6

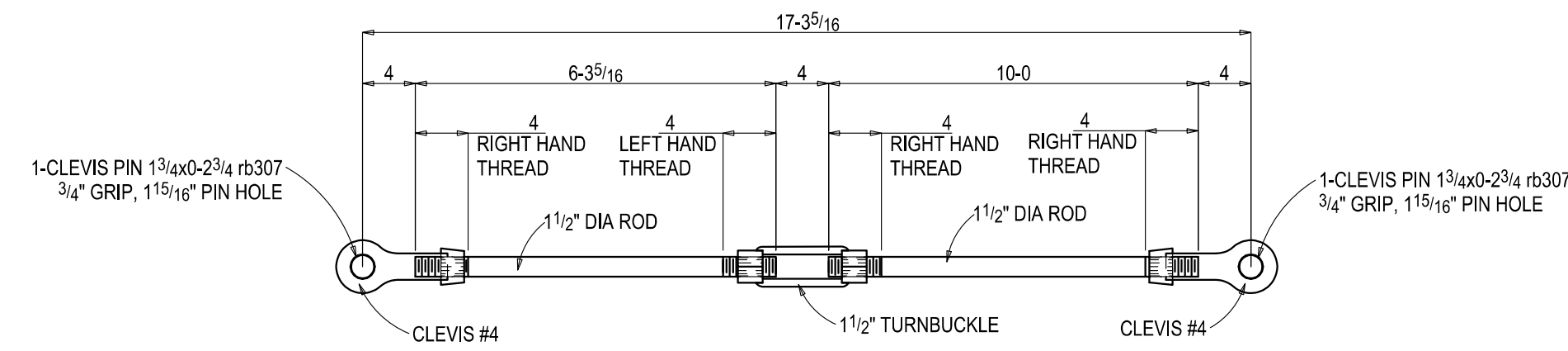
| PROJECT: | | CUSTOMER: | | JOB NUMBER | | | | | | |
|--------------------------|-----|-------------|--|--------------|------------|---------------|-------------------|--------------|--------------|------------|
| SURFACE PREP: SSSP - SP3 | | WELD: E70XX | | DWG NO. 2025 | | | | | | |
| REV # | SEQ | TOTAL QTY | MATERIAL SIZE | LENGTH FT | PIECE MARK | SHIPMENT MARK | REMARKS | WEIGHT TOTAL | ABOM NO | ROUTE CODE |
| S2A | 2 | 2 | ROD BRACE | | | 2025VB1 | | 237 | | |
| | | 2 | RB1 1/2 | 10 0 | 2025VB1L | | A36 | 119 | | |
| | | 2 | RB1 1/2 | 5 2 1/16 | 2025VB1 | | A36 | 62 | | |
| | | 2 | TB1 1/2 x 6 | 0 9 3/4 | tb5 | | TURNBUCKLE C-1035 | 12 | | |
| | | 4 | CV4 | 0 5 15/16 | c124 | | C-1035 | 36 | | |
| | | 4 | CLEVIS PIN 1 3/4 | 0 2 3/4 | rb307 | | A36 | 7 | | |
| S2A | 2 | 2 | ROD BRACE | | | 2025VB2 | | 209 | | |
| | | 2 | RB1 1/2 | 10 0 | 2025VB2L | | A36 | 119 | | |
| | | 2 | RB1 1/2 | 2 10 1/16 | 2025VB2 | | A36 | 34 | | |
| | | 2 | TB1 1/2 x 6 | 0 9 3/4 | tb9 | | TURNBUCKLE C-1035 | 12 | | |
| | | 4 | CV4 | 0 5 15/16 | c124 | | C-1035 | 36 | | |
| | | 4 | CLEVIS PIN 1 3/4 | 0 2 3/4 | rb307 | | A36 | 7 | | |
| S2 | 1 | ONE | ROD BRACE | | | 2025VB3 | | 125 | | |
| | | 1 | RB1 1/2 | 10 0 | 2025VB3L | | A36 | 60 | | |
| | | 1 | RB1 1/2 | 6 3 9/16 | 2025VB3 | | A36 | 37 | | |
| | | 1 | TB1 1/2 x 6 | 0 9 3/4 | tb5 | | TURNBUCKLE C-1035 | 6 | | |
| | | 2 | CV4 | 0 5 15/16 | c124 | | C-1035 | 18 | | |
| | | 2 | CLEVIS PIN 1 3/4 | 0 2 3/4 | rb307 | | A36 | 4 | | |
| S2 | 1 | ONE | ROD BRACE | | | 2025VB4 | | 124 | | |
| | | 1 | RB1 1/2 | 10 0 | 2025VB4L | | A36 | 60 | | |
| | | 1 | RB1 1/2 | 6 2 | 2025VB4 | | A36 | 37 | | |
| | | 1 | TB1 1/2 x 6 | 0 9 3/4 | tb5 | | TURNBUCKLE C-1035 | 6 | | |
| | | 2 | CV4 | 0 5 15/16 | c124 | | C-1035 | 18 | | |
| | | 2 | CLEVIS PIN 1 3/4 | 0 2 3/4 | rb307 | | A36 | 4 | | |
| S2 | 2 | 2 | ROD BRACE | | | 2025VB5 | | 249 | | |
| | | 2 | RB1 1/2 | 10 0 | 2025VB5L | | A36 | 119 | | |
| | | 2 | RB1 1/2 | 6 1 7/8 | 2025VB5 | | A36 | 74 | | |
| | | 2 | TB1 1/2 x 6 | 0 9 3/4 | tb5 | | TURNBUCKLE C-1035 | 12 | | |
| | | 4 | CV4 | 0 5 15/16 | c124 | | C-1035 | 36 | | |
| | | 4 | CLEVIS PIN 1 3/4 | 0 2 3/4 | rb307 | | A36 | 7 | | |
| S2 | 2 | 2 | ROD BRACE | | | 2025VB6 | | 251 | | |
| | | 2 | RB1 1/2 | 10 0 | 2025VB6L | | A36 | 119 | | |
| | | 2 | RB1 1/2 | 6 4 1/2 | 2025VB6 | | A36 | 76 | | |
| | | 2 | TB1 1/2 x 6 | 0 9 3/4 | tb6 | | TURNBUCKLE C-1035 | 12 | | |
| | | 4 | CV4 | 0 5 15/16 | c124 | | C-1035 | 36 | | |
| | | 4 | CLEVIS PIN 1 3/4 | 0 2 3/4 | rb307 | | A36 | 7 | | |
| HOLE DIA U.N.D. | | 13/16 | PAINT: One SC: Gray Alkyd Primer S3102. 2.0-2.5 mils DFT U.N.D. (By Krylon Industrial) | | | | | | | |
| REMARKS: | | | | | | | | | DWG NO: 2025 | |
| Total weight : 1196 | | | | | | | | | | |



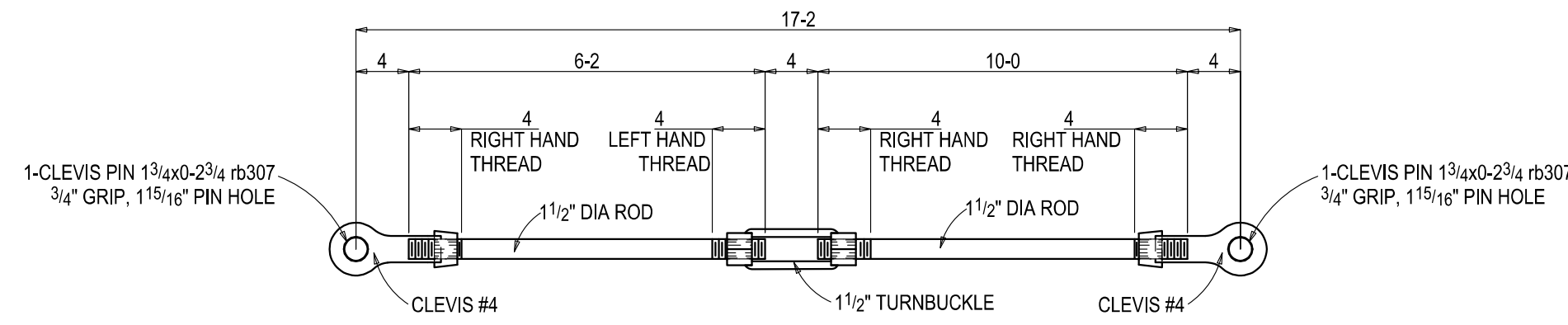
2 ROD BRACES 2025VB1



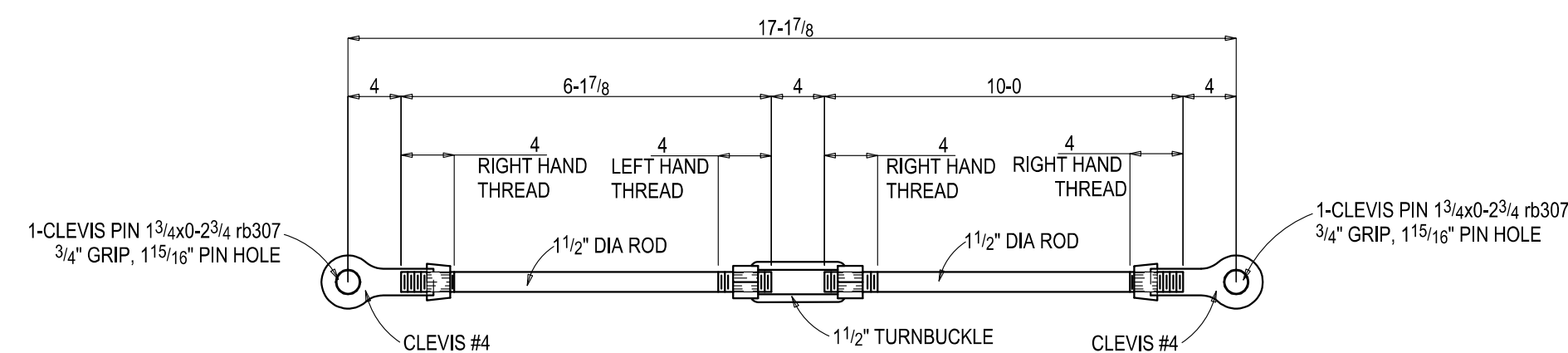
2 ROD BRACES 2025VB2



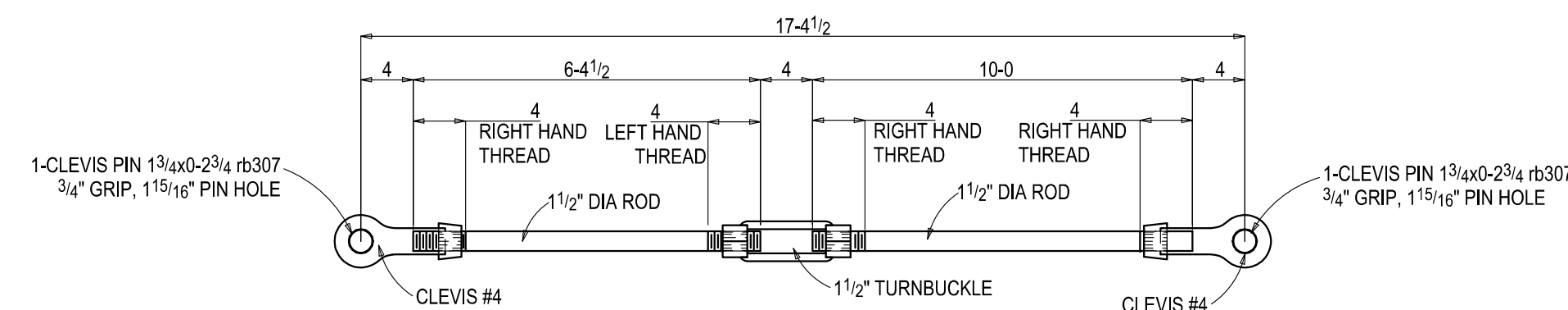
ONE ROD BRACE 2025VB3



ONE ROD BRACE 2025VB4



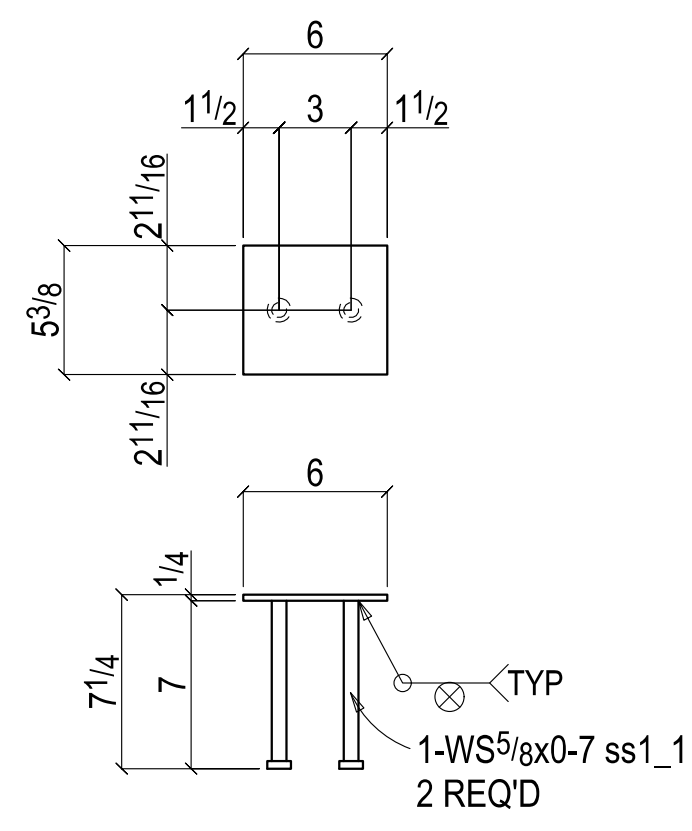
2 ROD BRACES 2025VB5



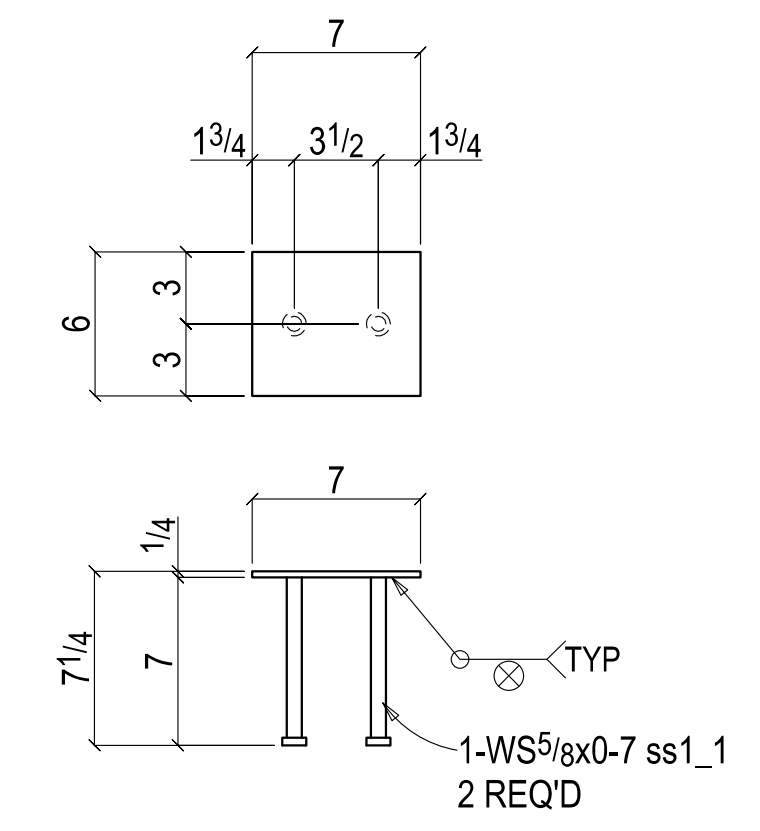
2 ROD BRACES 2025VB6

BILL OF MATERIAL

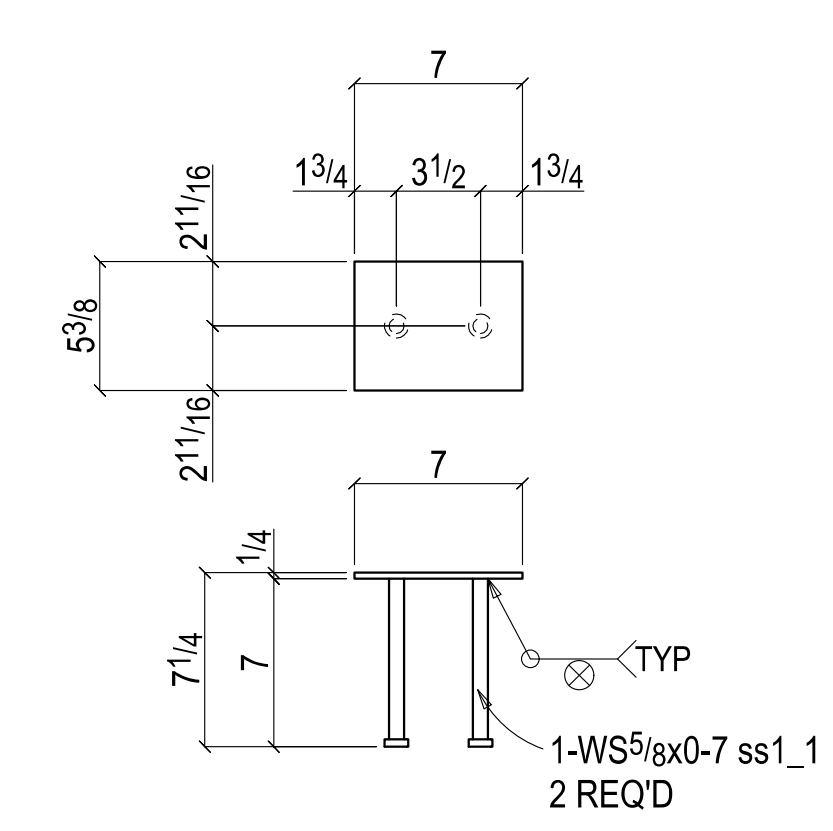
| Cut From | Quantity | | Mat'l Description | Length | Piece Mark | Steel Grade | Remarks | Weight | |
|----------|----------|---|-------------------|--------|------------|-------------|---------|--------|-------|
| | Total | | | | | | | Total | P.O.# |
| | 35 | | EMBED PLATE | | 2EP1 | | | 126 | |
| | 35 | 0 | FB 1/4x6 | 5 3/8 | 2EP1 | A36 | | 80 | |
| | 70 | 0 | WS 5/8 | 7 | ss1_1 | A108 | | 46 | |
| | 4 | | EMBED PLATE | | 2EP2 | | | 17 | |
| | 4 | 0 | FB 1/4x6 | 7 | 2EP2 | A36 | | 12 | |
| | 8 | 0 | WS 5/8 | 7 | ss1_1 | A108 | | 5 | |
| | 4 | | EMBED PLATE | | 2EP3 | | | 16 | |
| | 4 | 0 | PL 1/4x5 3/8 | 7 | 2EP3 | A36 | | 11 | |
| | 8 | 0 | WS 5/8 | 7 | ss1_1 | A108 | | 5 | |
| | 2 | | EMBED PLATE | | 2EP4 | | | 14 | |
| | 2 | 1 | FB 1/2x4 | 0 | 2EP4 | A36 | | 14 | |
| | ONE | | EMBED PLATE | | 2EP5 | | | 4 | |
| | 1 | 0 | PL 1/4x5 3/8 | 8 | 2EP5 | A36 | | 3 | |
| | 2 | 0 | WS 5/8 | 7 | ss1_1 | A108 | | 1 | |
| | ONE | | EMBED PLATE | | 2EP6 | | | 4 | |
| | 1 | 0 | FB 1/4x6 | 5 3/8 | 2EP6 | A36 | | 2 | |
| | 2 | 0 | WS 5/8 | 7 | ss1_1 | A108 | | 1 | |



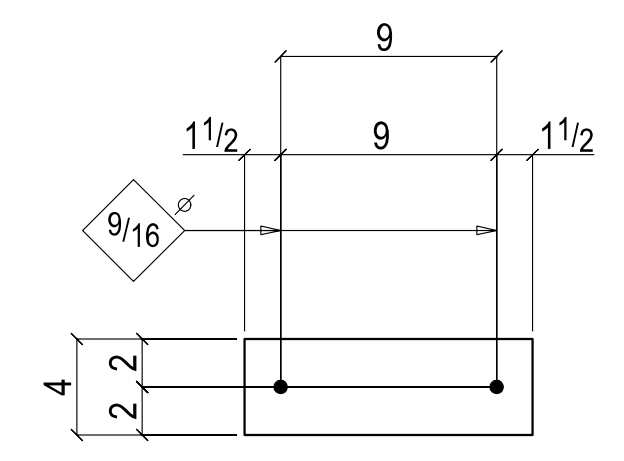
35 EMBED PLATES 2EP1



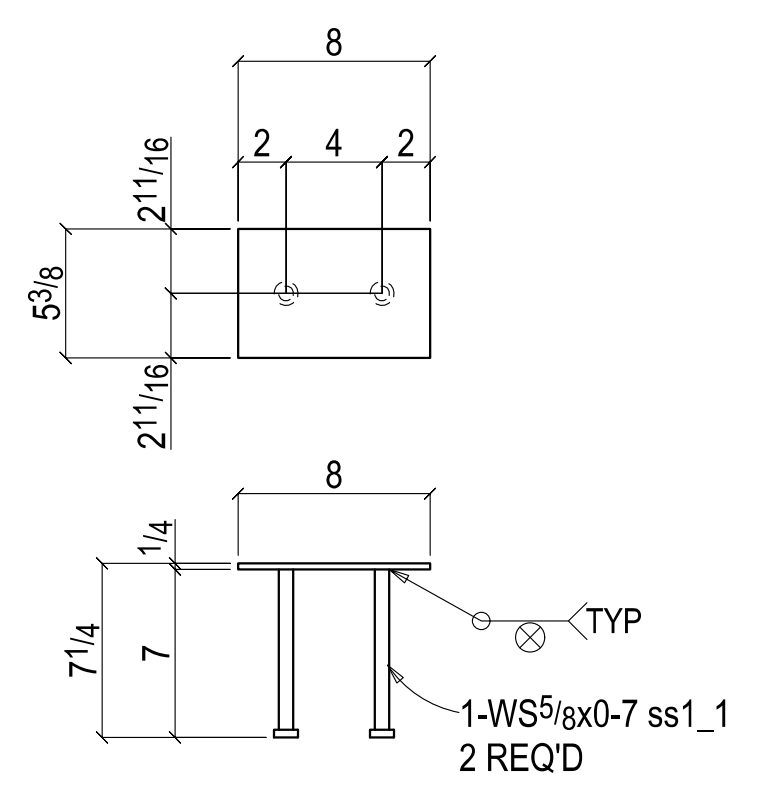
4 EMBED PLATES 2EP2



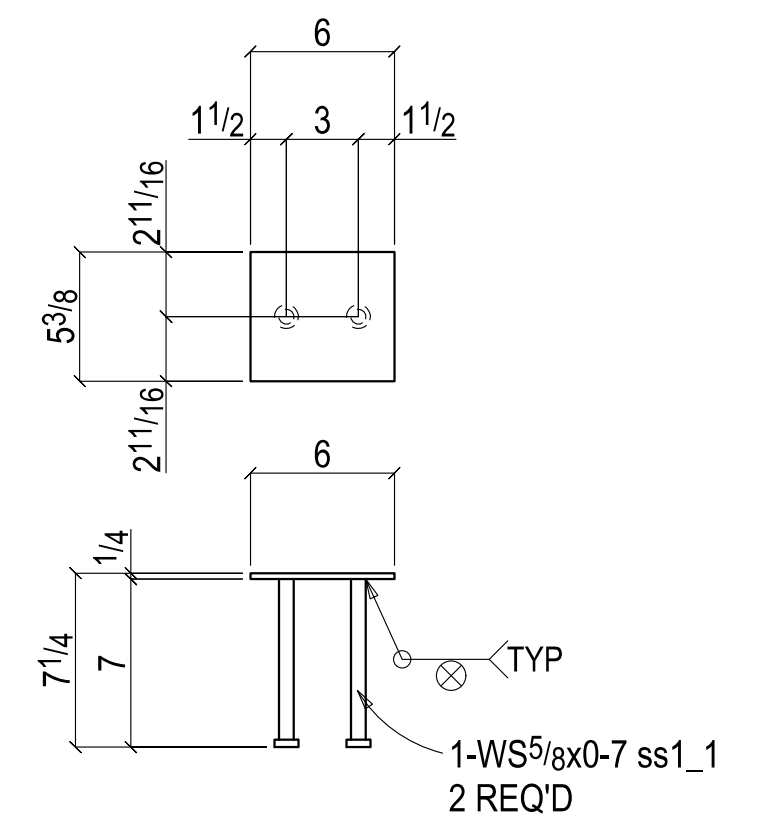
4 EMBED PLATES 2EP3



2 EMBED PLATES 2EP4



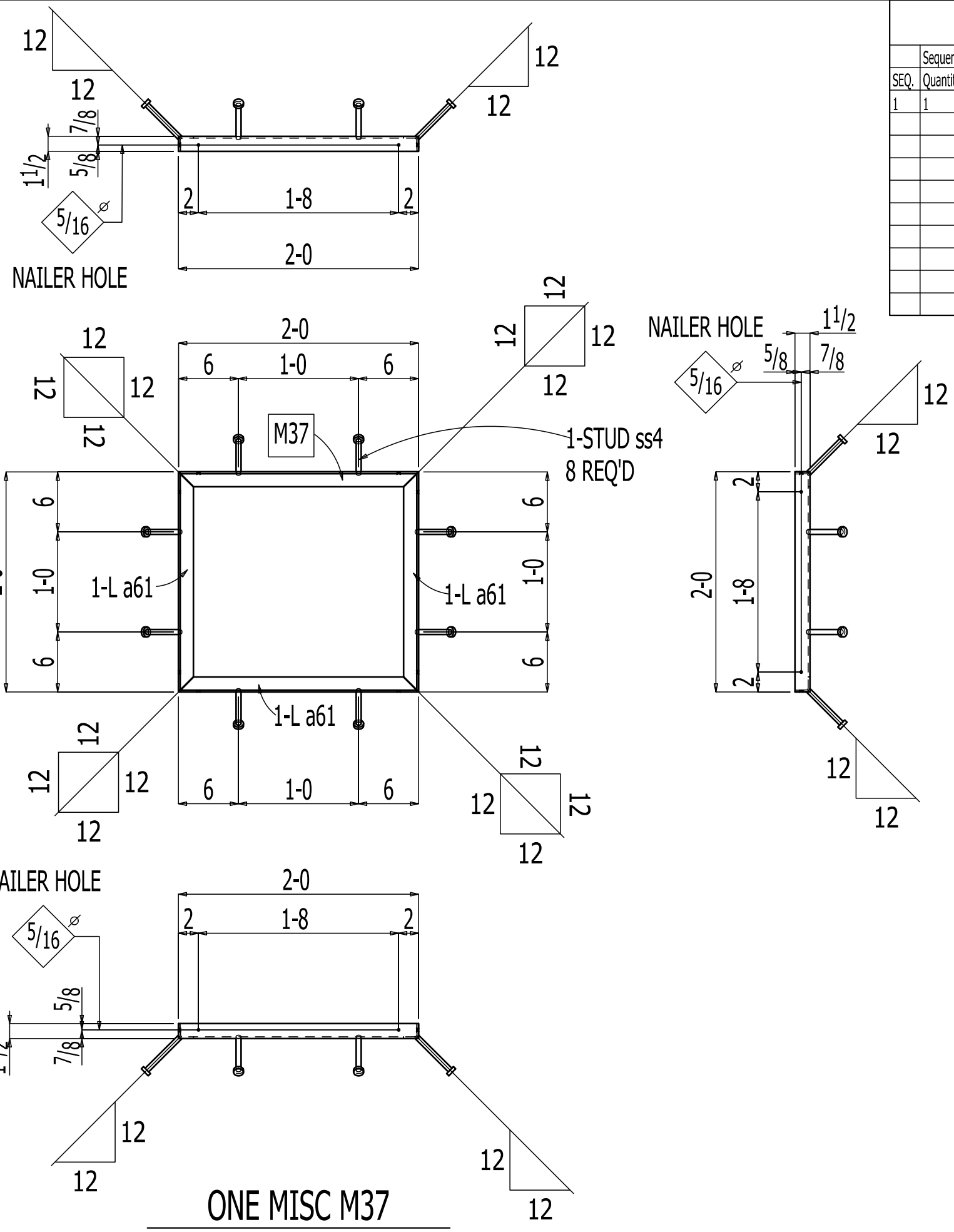
ONE EMBED PLATE 2EP5



ONE EMBED PLATE 2EP6

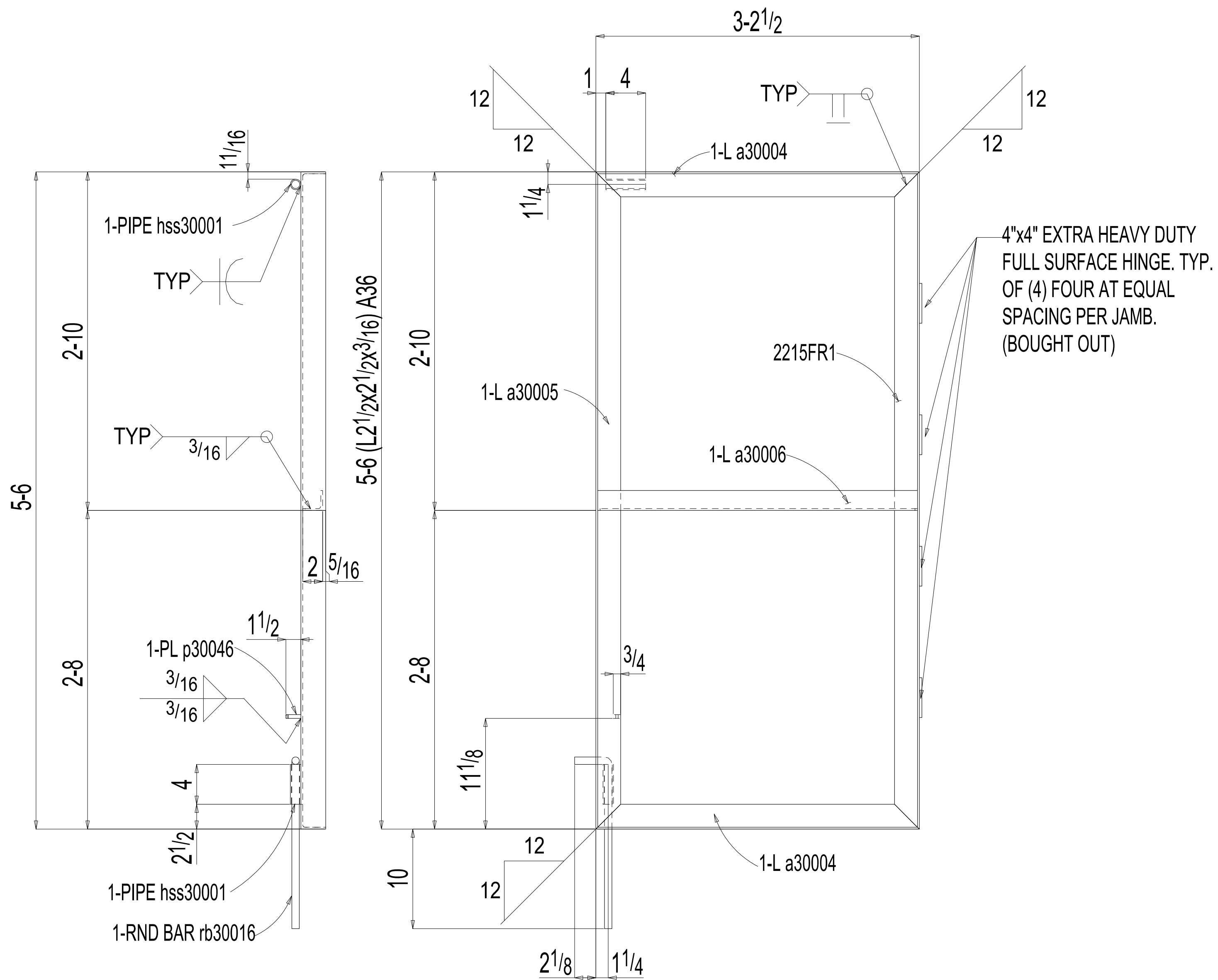
12:01:03 PM

Jan 23 2020



BILL OF MATERIAL

| SEQ. | Quantity | SHIP MARK | PIECE MARK | NO. PCS | DESCRIPTION | LENGTH | REMARKS | WEIGHT LBS | MILL ORDER |
|------|----------|-----------|------------|---------|----------------------|------------|---------|------------|------------|
| 1 | 1 | M37 | | ONE | MISC | | Galv | 17 | |
| | | | M37 | 1 | L1 1/2x1 1/2x3/16 | 1 11 15/16 | A36 | 4 | |
| | | | a61 | 3 | L1 1/2x1 1/2x3/16 | 1 11 15/16 | A36 | 11 | |
| | | | ss4 | 8 | 1/2" DIA HEADED STUD | 0 5 | A108 | 3 | |
| | | | | | | | | | |
| | | | | | | | | | |
| | | | | | | | | | |
| | | | | | | | | | |
| | | | | | | | | | |
| | | | | | | | | | |
| | | | | | | | | | |
| | | | | | | | | | |



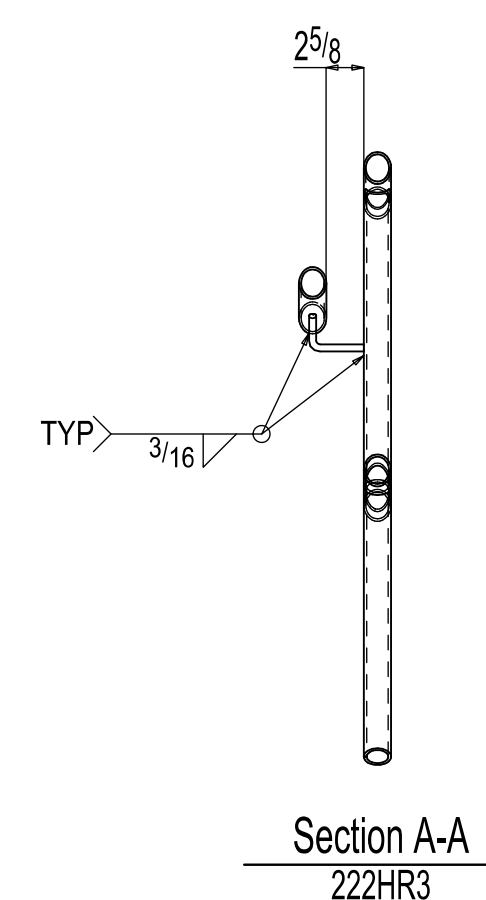
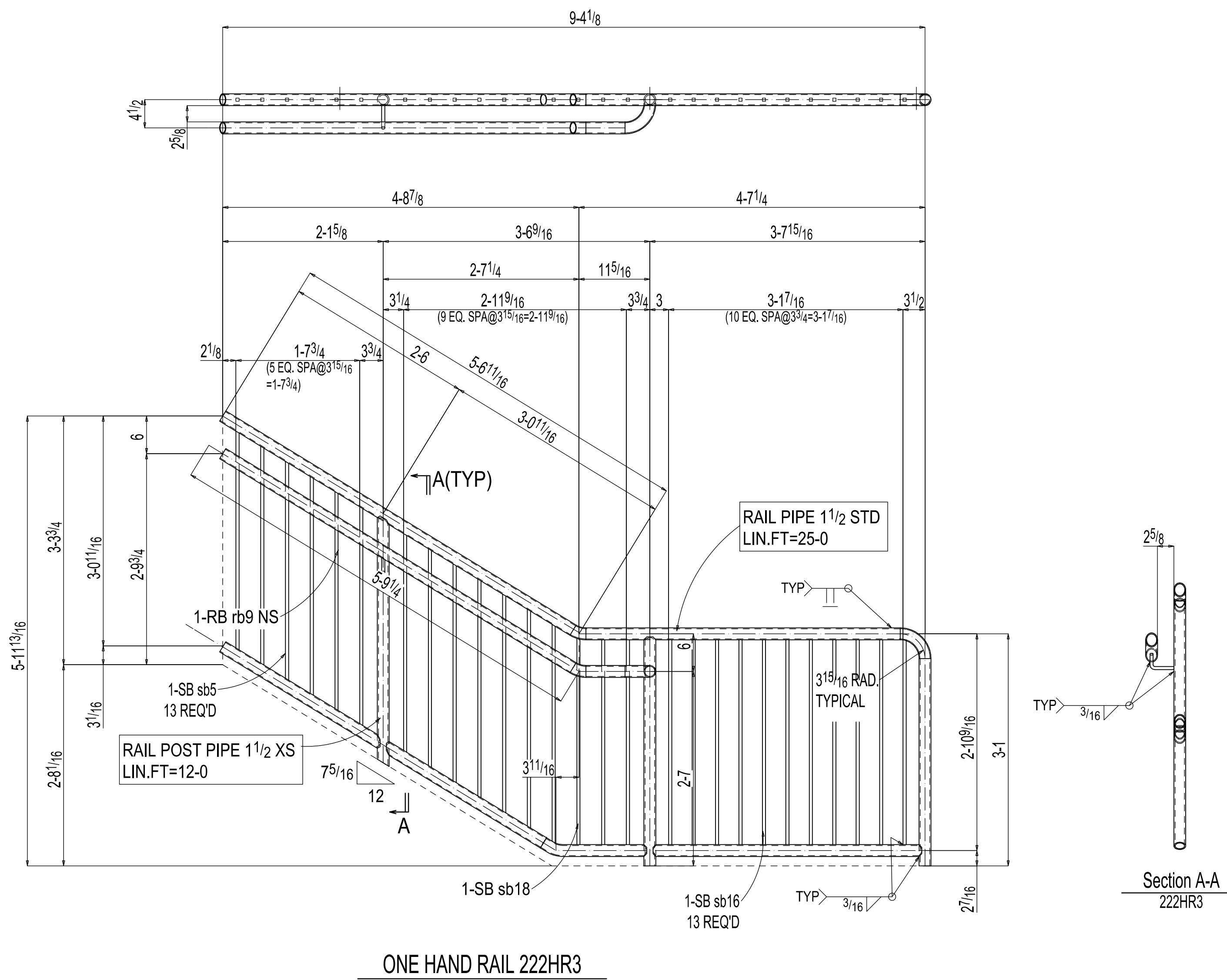
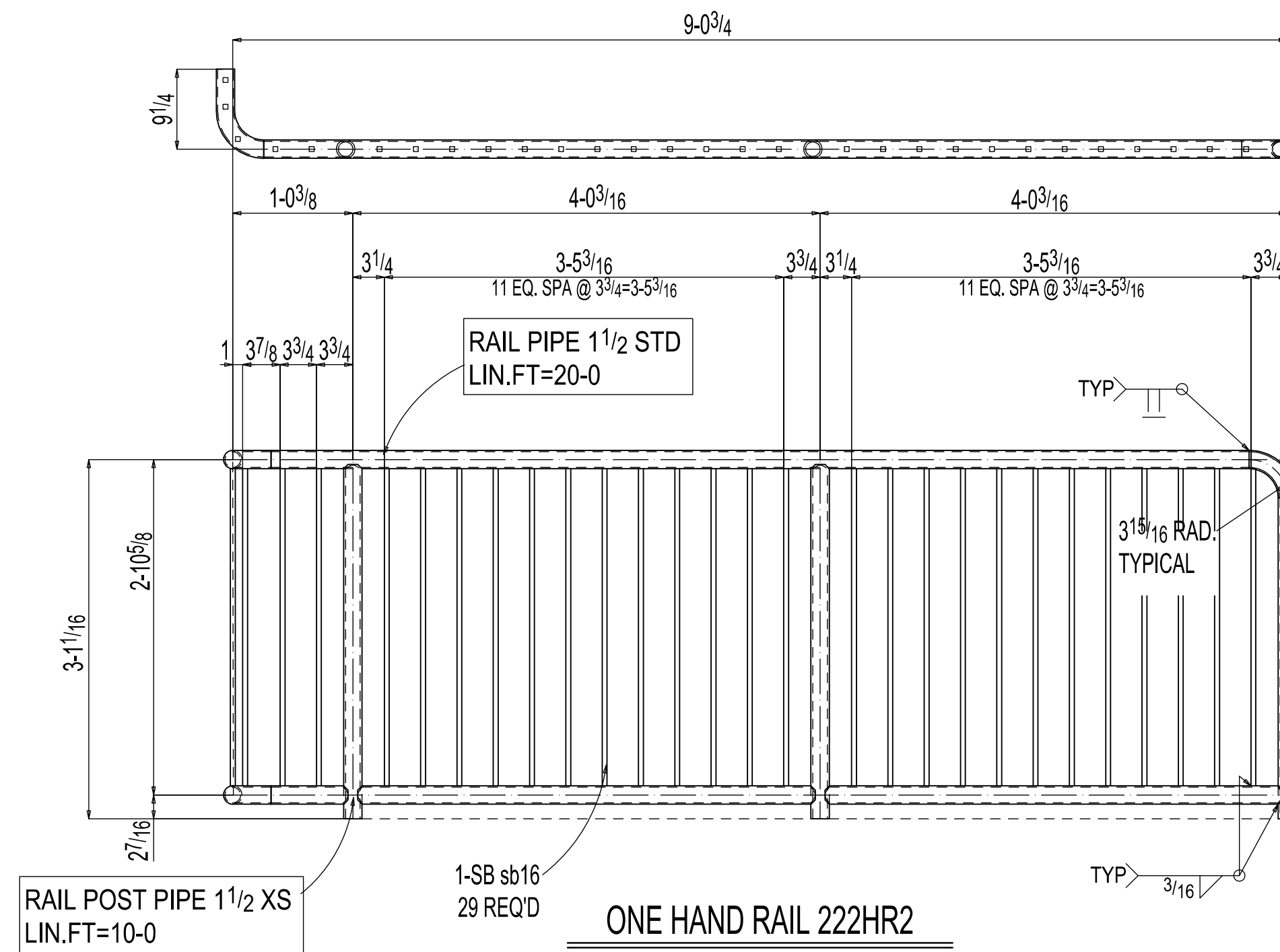
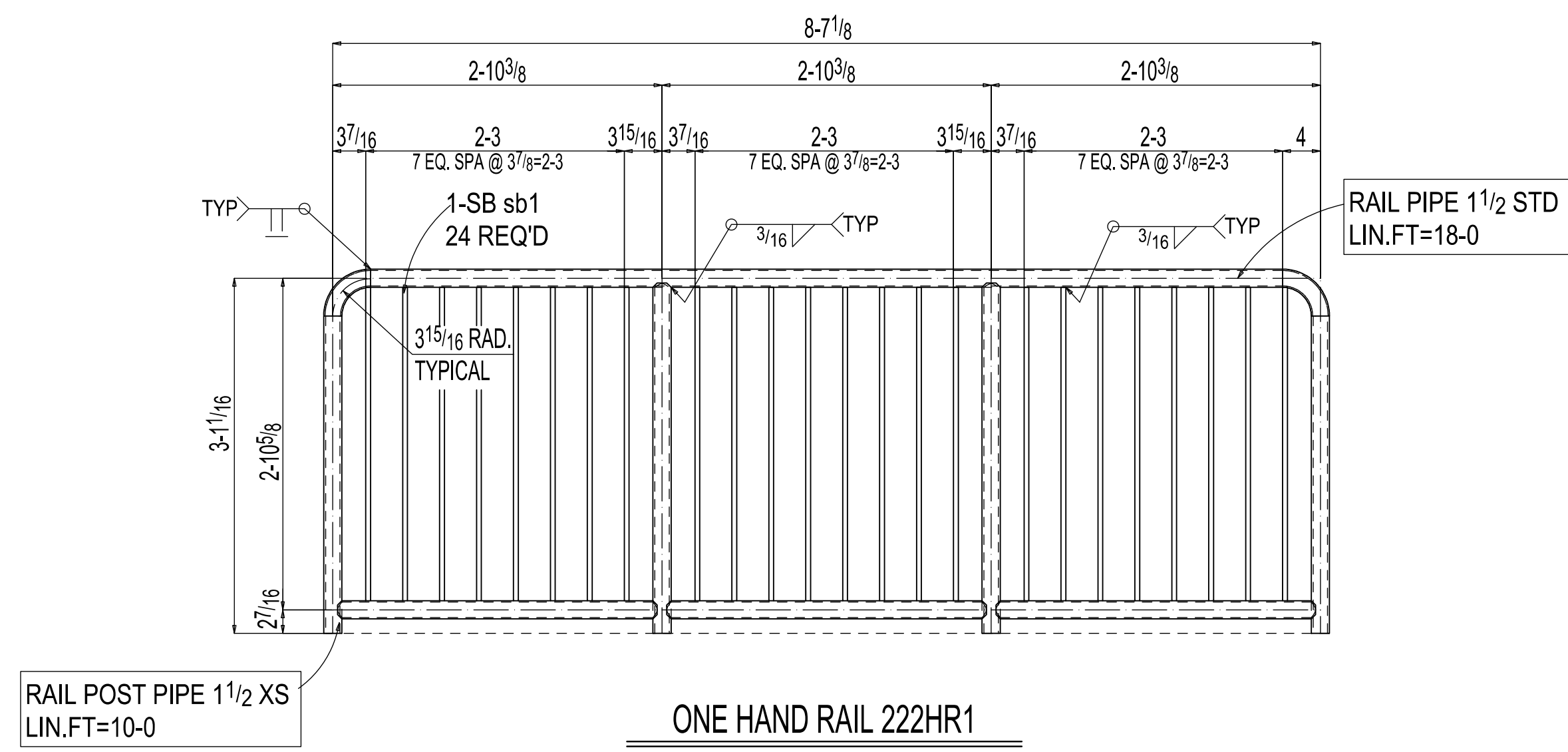
2 GATE FRAMES 2215FR1

BILL OF MATERIAL

| LINE # | QTY | PC MARK | DESCRIPTION | LENGTH | REMARKS | WEIGHT TOTAL | ADVANCE MILL # |
|--------|-----|----------|--|-----------|--------------|--------------|----------------|
| | 2 | 2215FR1 | GATE FRAME | | | 129 | |
| | 2 | 2215FR1 | L2 1/2x2 1/2x3/16 | 5 6 | A36 | 34 | |
| | 4 | hss30001 | PIPE 3/4 STD | 0 4 | A53 GR.B | 2 | |
| | 2 | a30005 | L2 1/2x2 1/2x3/16 | 5 6 | A36 | 34 | |
| | 4 | a30004 | L2 1/2x2 1/2x3/16 | 3 2 1/2 | A36 | 39 | |
| | 2 | a30006 | L2x2x3/16 | 3 2 1/8 | A36 | 16 | |
| | 2 | rb30016 | RB 3/4 | 1 8 11/16 | A36 | 5 | |
| | 2 | p30046 | PL 3/8x3/4 | 0 1 1/2 | A36 | 0 | |
| | 8 | | 4"x4" EXTRA HEAVY DUTY FULL SURFACE HINGE. TYP. OF (4) FOUR AT EQUAL SPACING PER JAMB. | | (BOUGHT OUT) | | |

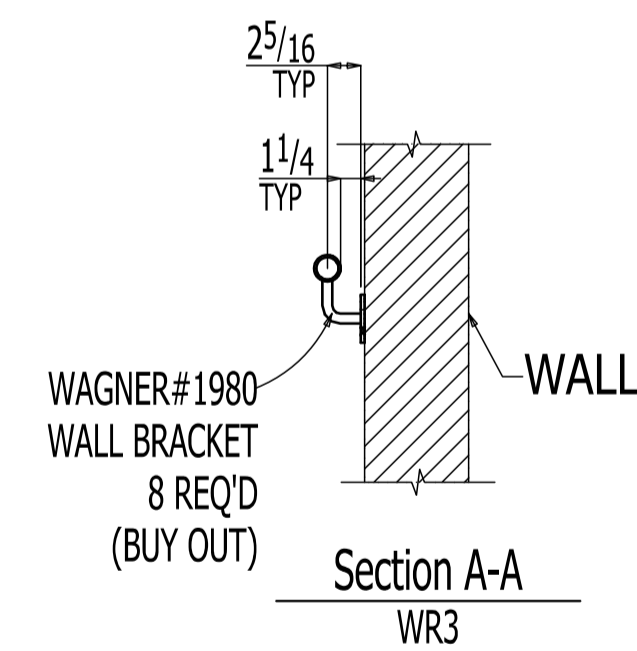
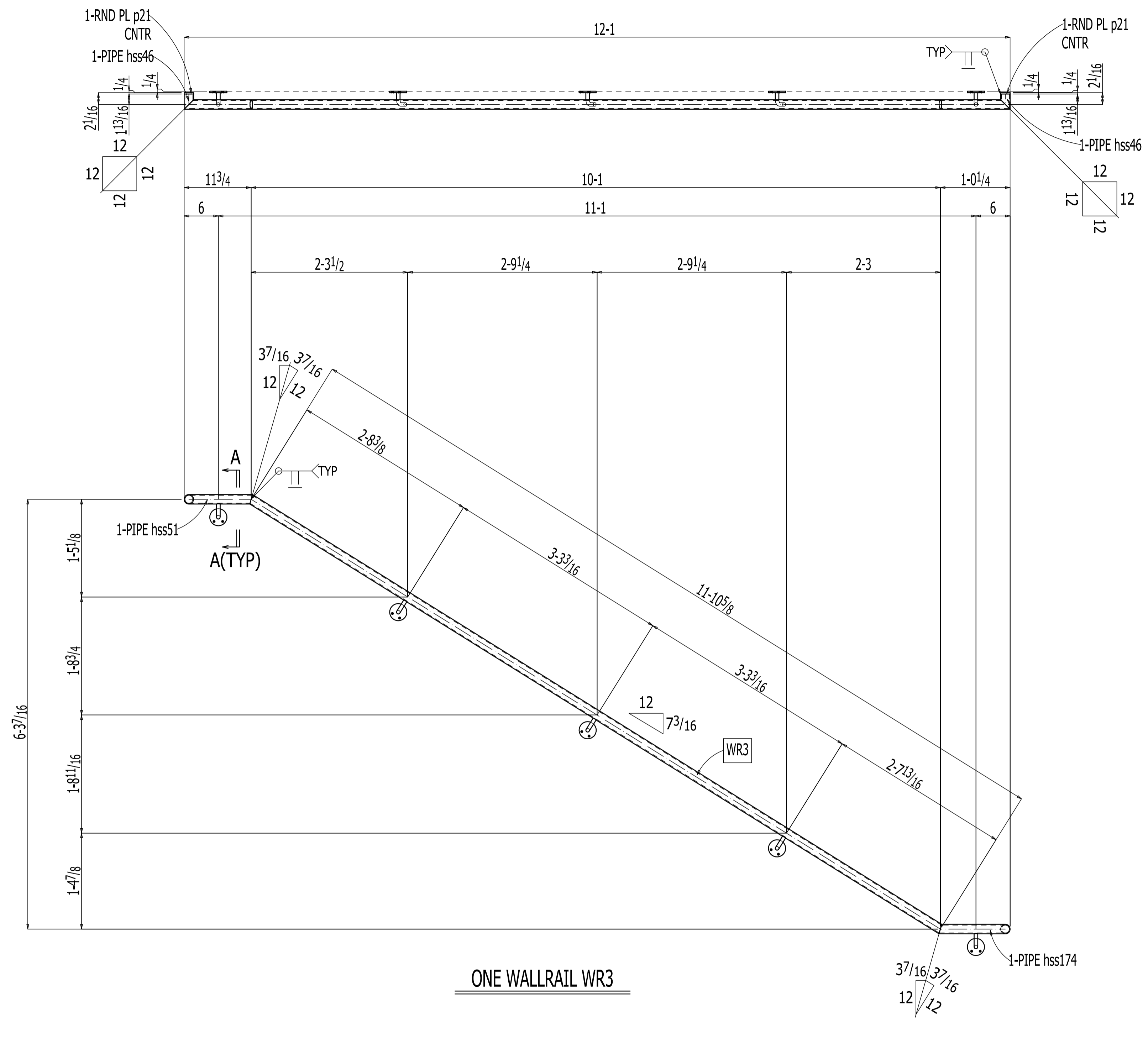
BILL OF MATERIAL

| QTY | PC | MARK | DESCRIPTION | LENGTH | STEEL GRADE | REMARKS | FINISH |
|------------|-----------|------|----------------|------------|-------------|---------|--------|
| TOTAL | | | | | | | |
| ONE 222HR1 | HAND RAIL | | | | | | GALV |
| 1 | | | PIPE 1 1/2 STD | 18 0 | A53 | LIN.FIT | |
| 2 | | | PIPE 1 1/2 XS | 10 0 | A53 | LIN.FIT | |
| 24 | sb1 | | SB 1/2 | 2 8 11/16 | A36 | | |
| | | | | | | | GALV |
| ONE 222HR2 | HAND RAIL | | | | | | GALV |
| 1 | | | PIPE 1 1/2 STD | 20 0 | A53 | LIN.FIT | |
| 2 | | | PIPE 1 1/2 XS | 10 0 | A53 | LIN.FIT | |
| 29 | sb16 | | SB 1/2 | 2 8 11/16 | A36 | | |
| | | | | | | | GALV |
| ONE 222HR3 | HAND RAIL | | | | | | Galv |
| 2 | | | PIPE 1 1/2 STD | 25 0 | A53 | LIN.FIT | |
| 1 | | | PIPE 1 1/2 XS | 12 0 | A53 | LIN.FIT | |
| 1 | rb9 | | RB 1/2 | 0 5 3/8 | A36 | | |
| 13 | sb5 | | SB 1/2 | 2 10 15/16 | A36 | | |
| 1 | sb18 | | SB 1/2 | 2 8 15/16 | A36 | | |
| 13 | sb16 | | SB 1/2 | 2 8 11/16 | A36 | | |

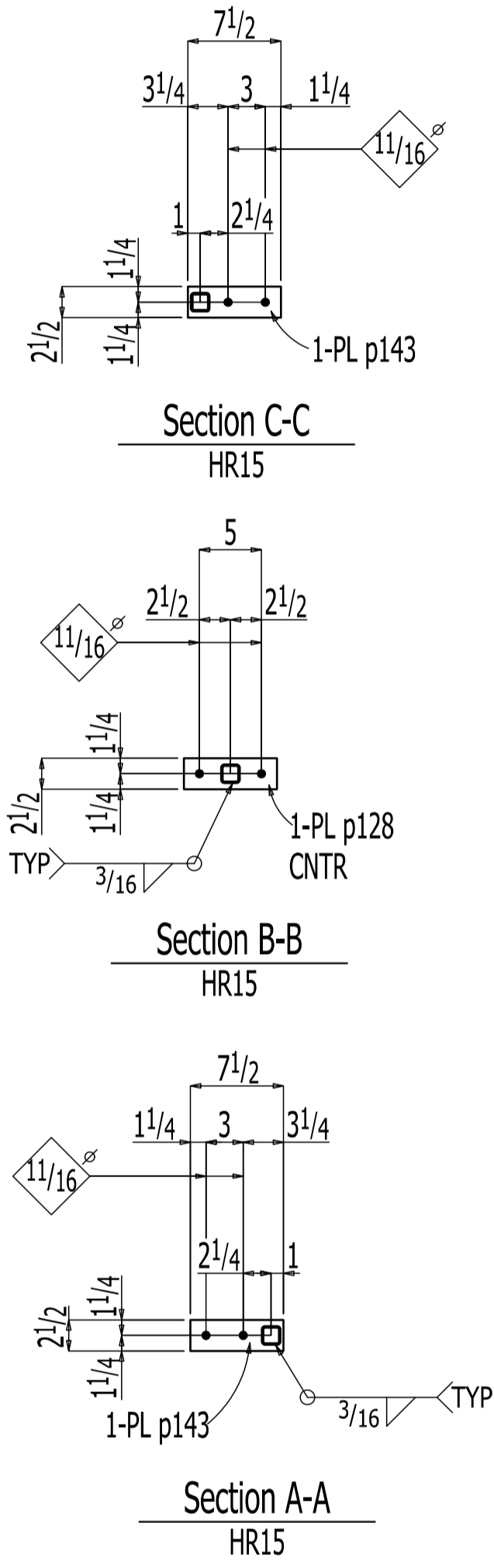
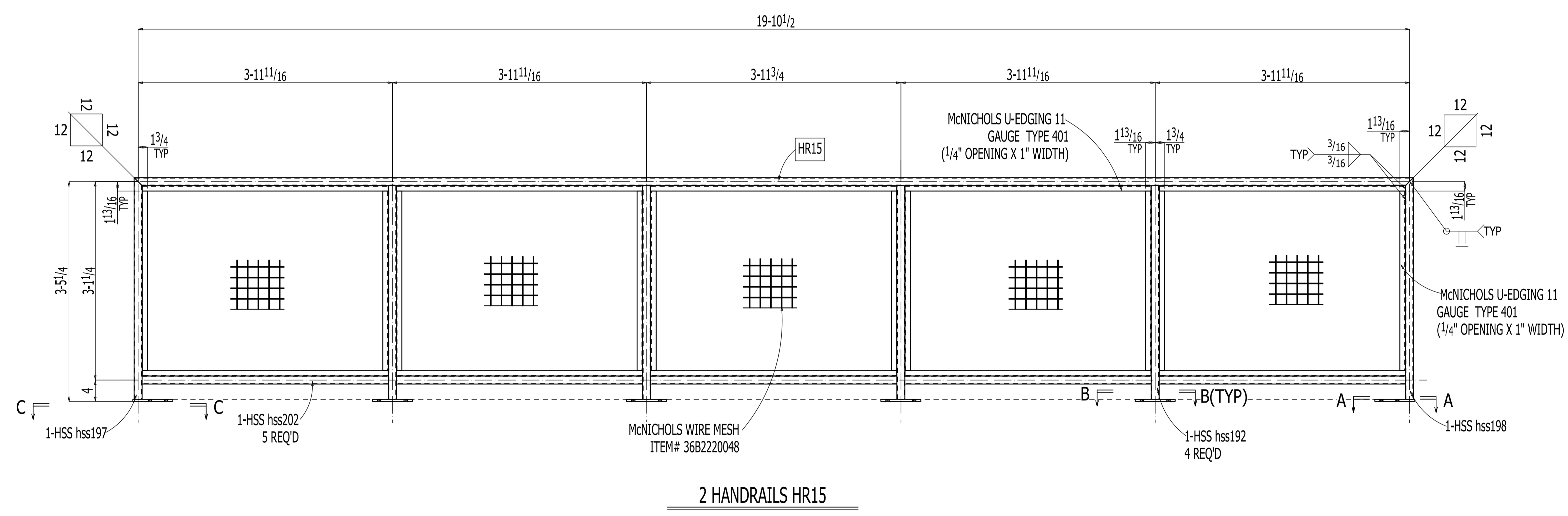


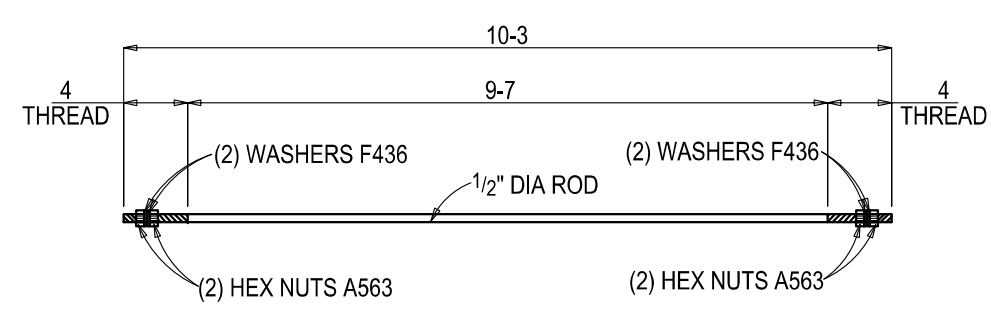
BILL OF MATERIAL

| SEQ. | Quantity | SHIP MARK | PIECE MARK | NO. | DESCRIPTION | LENGTH | REMARKS | WEIGHT LBS | MILL ORDER |
|------|----------|-----------|------------|-----|---------------|-------------------|-----------|------------|------------|
| 1 | 1 | WR3 | | | ONE WALLRAIL | | | 37 | |
| | | | | | WR3 | 11-11/16 | A53B | 27 | |
| | | | | | hss174 | 1-00/2 | A53B | 2 | |
| | | | | | hss51 | 1-0 | A53B | 2 | |
| | | | | | hss46 | 0-2 2 1/16 | A53B | 1 | |
| | | | | | rb13 | 0-4 1/16 | A36 | 2 | |
| | | | | | p21 | 2 PL 1/2 x 1 1/16 | A36 | 0 | |
| | | | | | p24 | 5 PL 1/2 x 3 | A36 | 3 | |
| | | | | | 5 WAGNER#1980 | | (BUY OUT) | | |
| | | | | | WALL BRACKET | | | | |

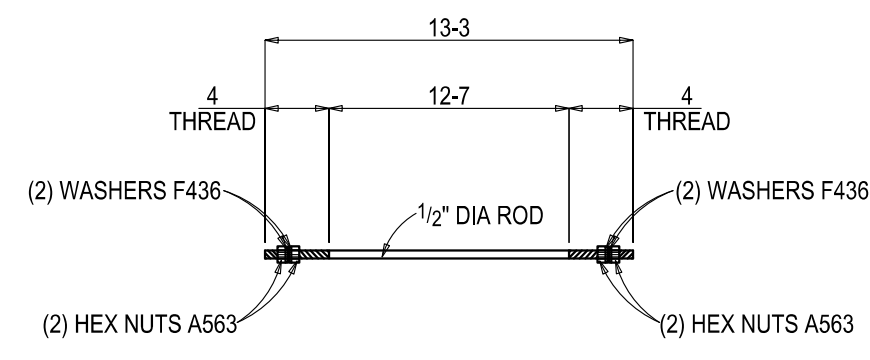


| BILL OF MATERIAL | | | | | | | | | |
|------------------|----------|-----------|------------|---------|--|--------|---------------------------------|------------|------------|
| SEQ | Quantity | SHIP MARK | PIECE MARK | NO. PCS | DESCRIPTION | LENGTH | REMARKS | WEIGHT LBS | MILL ORDER |
| 1 | 2 | HR15 | | 2 | HANDRAIL | | Galv | 274 | |
| | | | HR15 | 2 | HSS1 1/2x2 1/2x2 1/8 | 20 | 0 | A500B | 84 |
| | | | hss202 | 10 | HSS1 1/2x2 1/2x2 1/8 | 3 | 10 1/8 | A500B | 81 |
| | | | hss197 | 2 | HSS1 1/2x2 1/2x2 1/8 | 3 | 5 1/8 | A500B | 15 |
| | | | hss198 | 2 | HSS1 1/2x2 1/2x2 1/8 | 3 | 5 1/8 | A500B | 15 |
| | | | hss192 | 8 | HSS1 1/2x2 1/2x2 1/8 | 3 | 4 1/8 | A500B | 56 |
| | | | p128 | 8 | PL 3/8x2 1/2 | 0 | 7 1/2 | A36 | 16 |
| | | | p143 | 4 | PL 3/8x2 1/2 | 0 | 7 1/2 | A36 | 8 |
| | | | | | Shop Accessories | | (Buy Out) | | |
| | | | | 1 | 1) McNICHOLS WIRE MESH ITEM# 36B2220048 | | 20'-0" Linear Feet | | |
| | | | | | | | | | |
| | | | | 1 | McNICHOLS U-EDGING 11 GAUGE TYPE 401 (1/4" OPENING X 1" WIDTH) | | (Buy Out) 75'-0" Linear Feet | | |
| | | | | | | | | | |

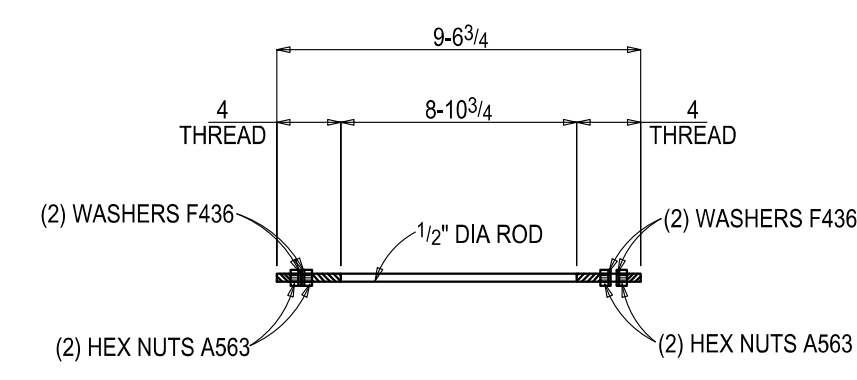




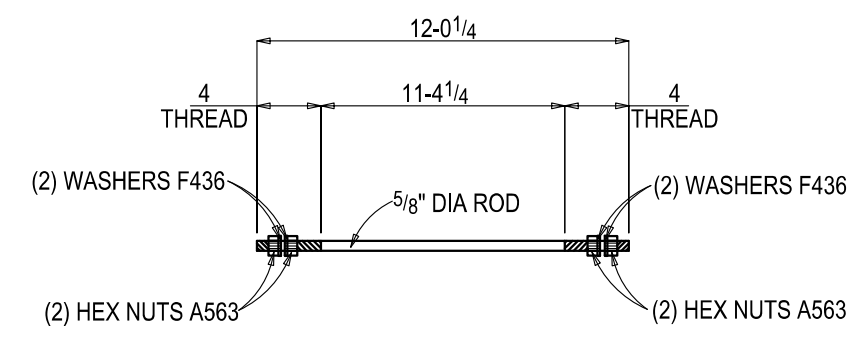
4 SAG RODS 1034M1



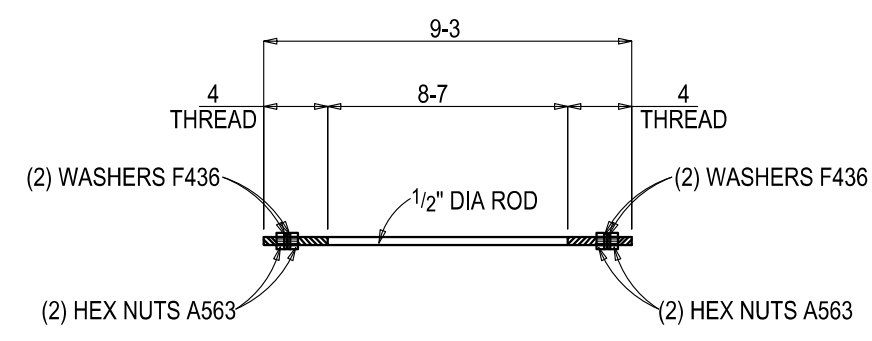
16 SAG RODS 1034M2



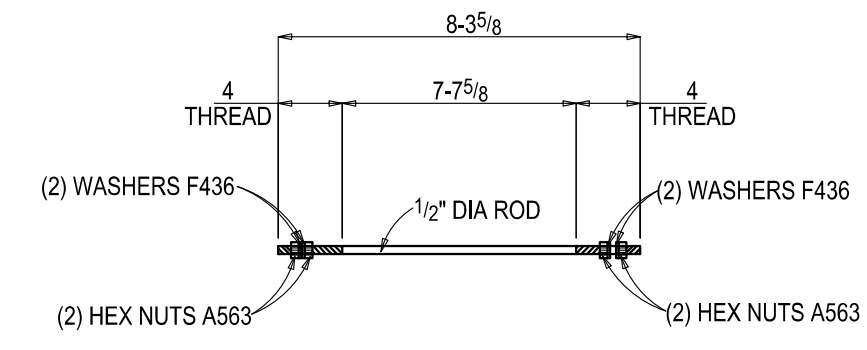
ONE SAG ROD 1034M3



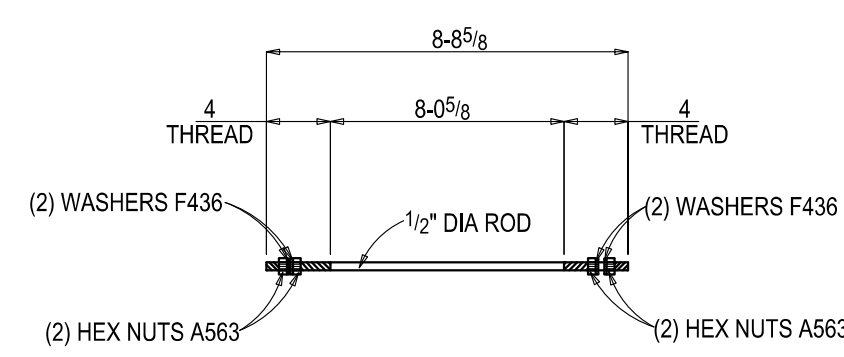
ONE SAG ROD 1034M4



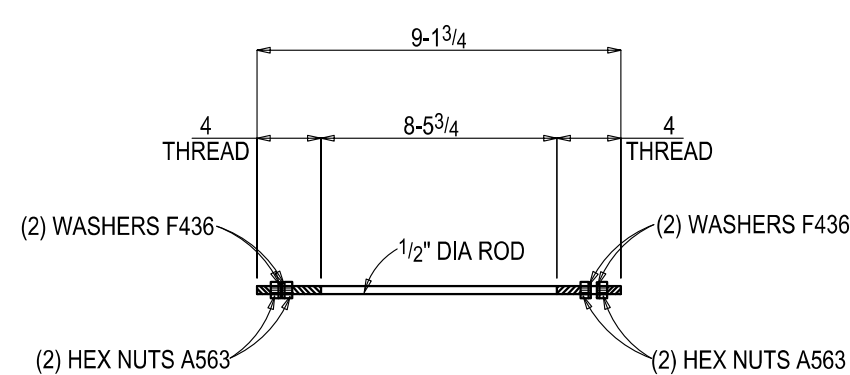
2 SAG RODS 1034M5



ONE SAG ROD 1034M6

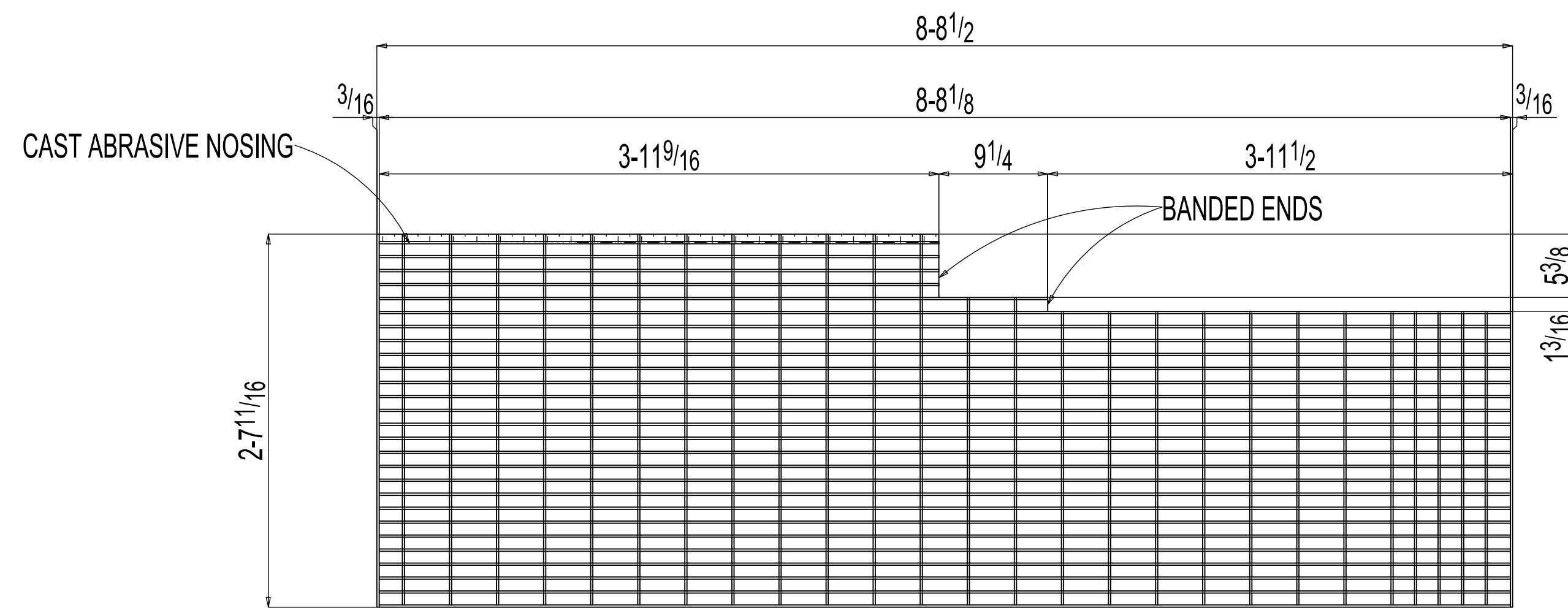


ONE SAG ROD 1034M7



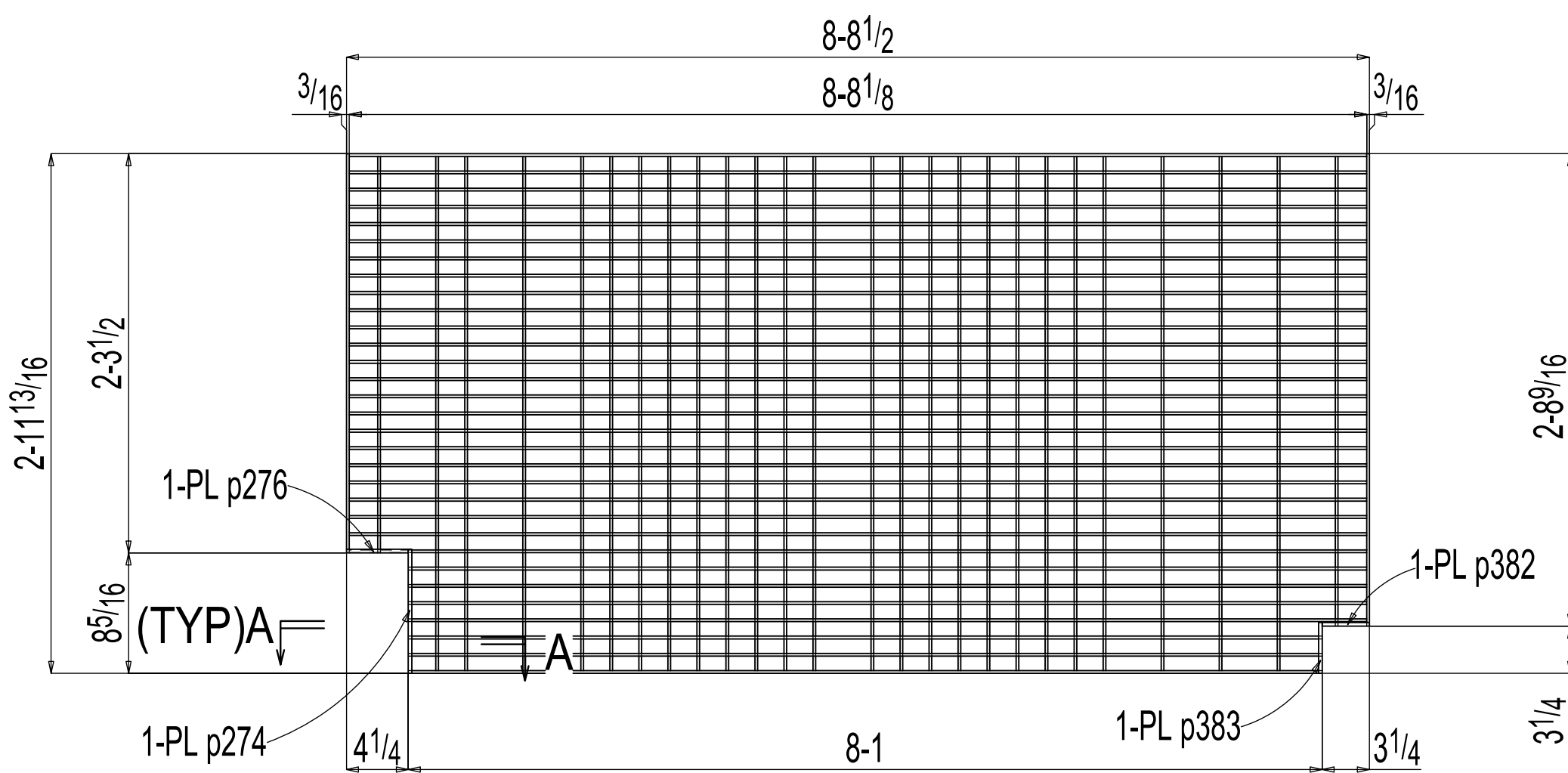
ONE SAG ROD 1034M8

| PROJECT: | | CUSTOMER: | | JOB NUMBER: | | | | | | |
|--------------------------|------------|-------------|---------------|------------------|------------|---------------|---------|--------------|---------|------------|
| SURFACE PREP: SSPC - SP3 | | WELD: E70XX | | DWG NO. 1034 | | | | | | |
| REV # | SEQ | TOTAL QTY | MATERIAL SIZE | LENGTH FT INCHES | PIECE MARK | SHIPMENT MARK | REMARKS | WEIGHT TOTAL | ABOM NO | ROUTE CODE |
| S1 | 4 | 4 | SAG ROD | | | 1034M1 | | | | |
| | | 4 | RB 1/2 | 10 3 | 1034M1 | A36 | 27 | | | |
| | | 8 | 1/2 NUT | | | HHNT A563 | | | | |
| | | 8 | 1/2 NUT | | | HHNT A563 | | | | |
| | | 8 | 1/2 WASHER | | | HD F436 | | | | |
| 8 | 1/2 WASHER | | | | HD F436 | | | | | |
| S1 | 16 | 16 | SAG ROD | | | 1034M2 | | 141 | | |
| | | 16 | RB 1/2 | 13 3 | 1034M2 | A36 | 141 | | | |
| | | 64 | 1/2 NUT | | | HHNT A563 | | | | |
| | | 64 | 1/2 WASHER | | | HD F436 | | | | |
| S1 | 1 | ONE | SAG ROD | | | 1034M3 | | 6 | | |
| | | 1 | RB 1/2 | 9 6 3/4 | 1034M3 | A36 | 6 | | | |
| | | 4 | 1/2 NUT | | | HHNT A563 | | | | |
| 4 | 1/2 WASHER | | | HD F436 | | | | | | |
| S1 | 1 | ONE | SAG ROD | | | 1034M4 | | 12 | | |
| | | 1 | RB 3/8 | 12 0 1/4 | 1034M4 | A36 | 12 | | | |
| | | 4 | 3/8 NUT | | | HHNT A563 | | | | |
| 4 | 3/8 WASHER | | | HD F436 | | | | | | |
| S1 | 2 | 2 | SAG ROD | | | 1034M5 | | 12 | | |
| | | 2 | RB 1/2 | 9 3 | 1034M5 | A36 | 12 | | | |
| | | 4 | 1/2 NUT | | | HHNT A563 | | | | |
| | | 4 | 1/2 NUT | | | HHNT A563 | | | | |
| | | 4 | 1/2 WASHER | | | HD F436 | | | | |
| 4 | 1/2 WASHER | | | HD F436 | | | | | | |
| S1 | 1 | ONE | SAG ROD | | | 1034M6 | | 6 | | |
| | | 1 | RB 1/2 | 8 3 5/8 | 1034M6 | A36 | 6 | | | |
| | | 4 | 1/2 NUT | | | HHNT A563 | | | | |
| 4 | 1/2 WASHER | | | HD F436 | | | | | | |
| S1 | 1 | ONE | SAG ROD | | | 1034M7 | | 6 | | |
| | | 1 | RB 1/2 | 8 8 5/8 | 1034M7 | A36 | 6 | | | |
| | | 4 | 1/2 NUT | | | HHNT A563 | | | | |
| 4 | 1/2 WASHER | | | HD F436 | | | | | | |
| S1 | 1 | ONE | SAG ROD | | | 1034M8 | | 6 | | |
| | | 1 | RB 1/2 | 9 1 3/4 | 1034M8 | A36 | 6 | | | |
| | | 4 | 1/2 NUT | | | HHNT A563 | | | | |
| 4 | 1/2 WASHER | | | HD F436 | | | | | | |



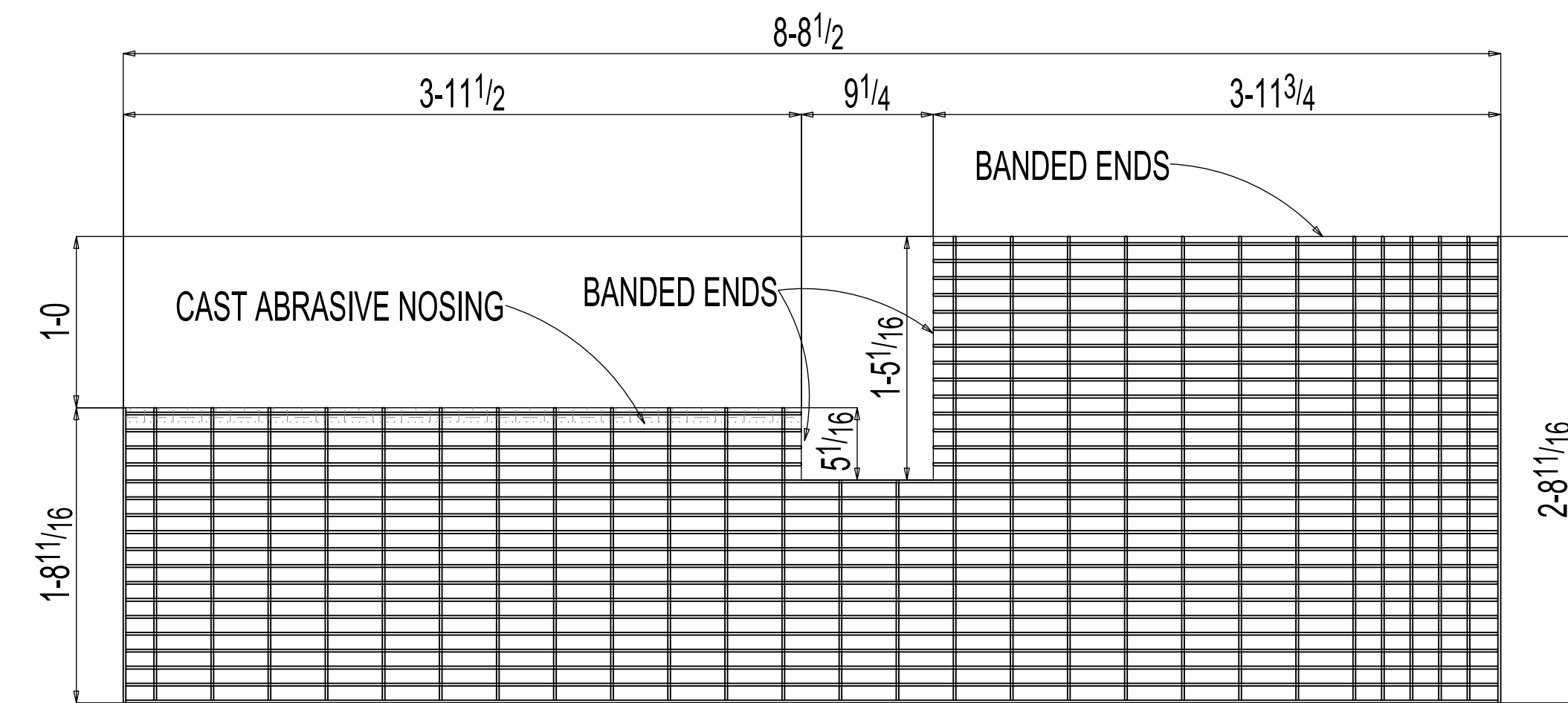
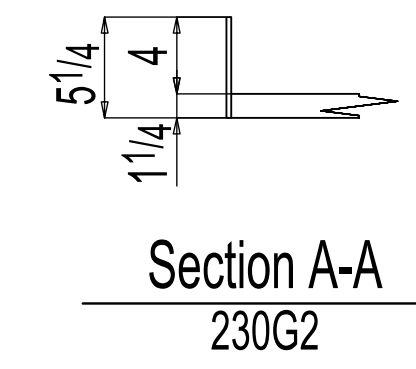
ONE GRATING 230G1

19-W-4



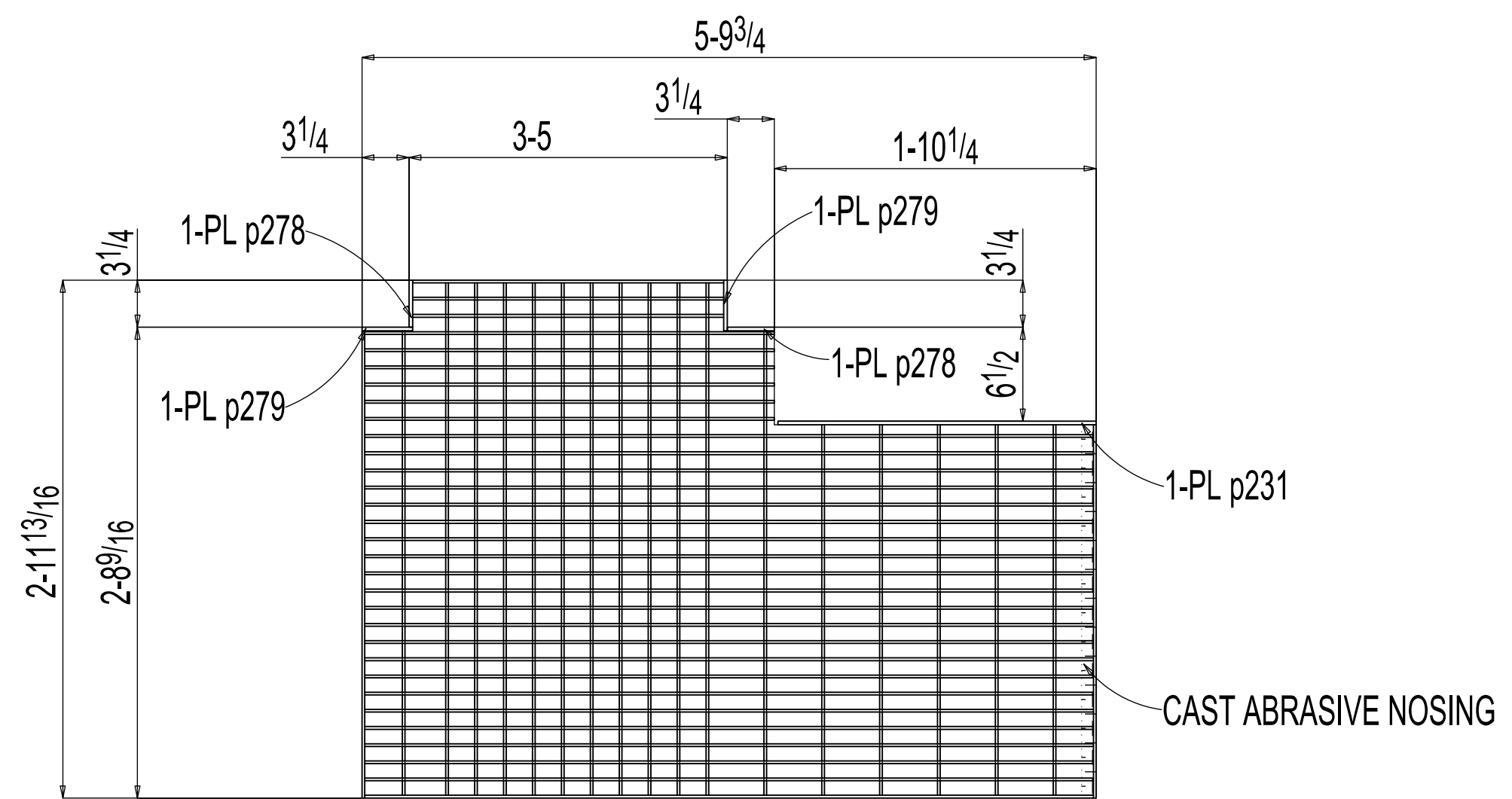
2 GRATINGS 230G2

19-W-4



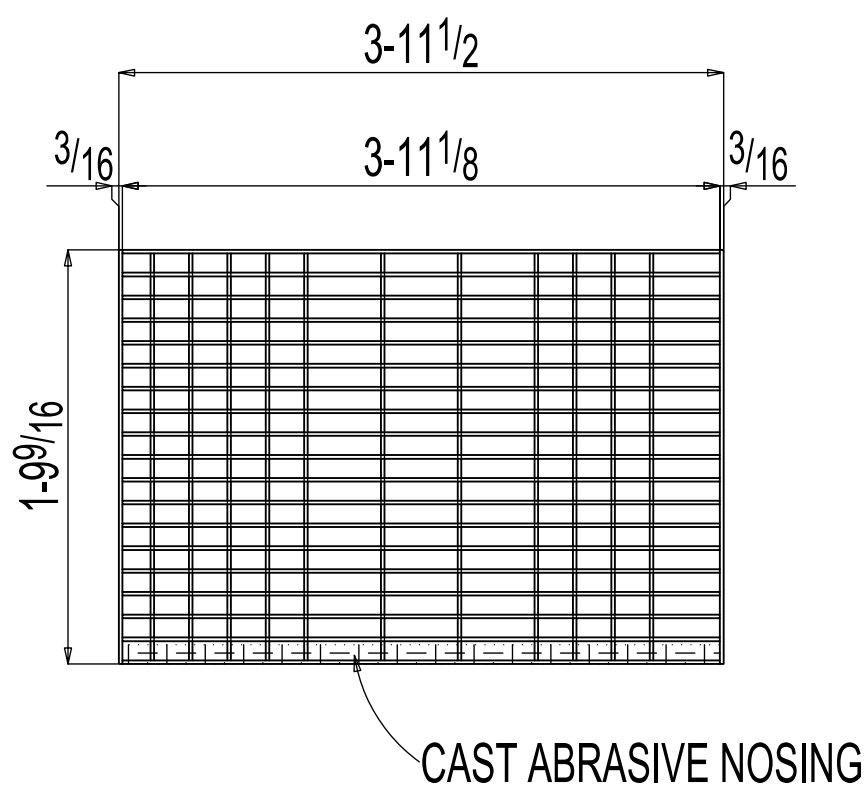
ONE GRATING 230G3

19-W-4



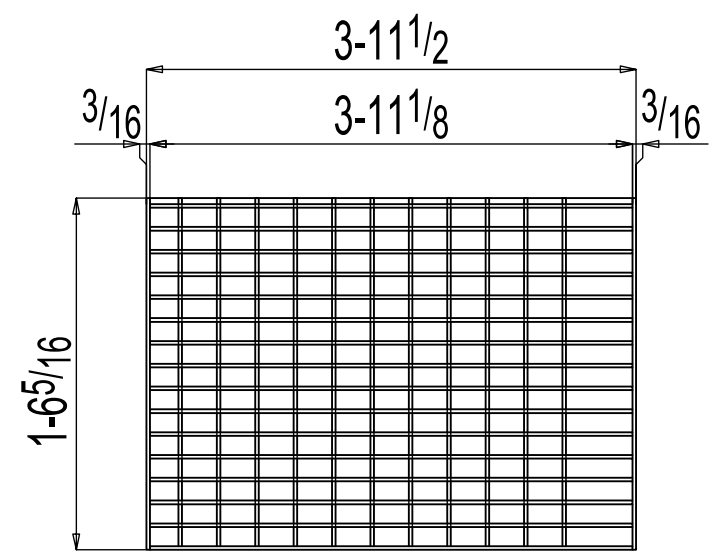
ONE GRATING 230G4

19-W-4



ONE GRATING 230G5

19-W-4



ONE GRATING 230G6

19-W-4

| BILL OF MATERIAL | | | | | | |
|------------------|-------|---------------|----------|--------|---------|--------|
| QTY | PC | DESCRIPTION | LENGTH | STEEL | REMARKS | FINISH |
| ONE | 230G1 | GRATING | | | | GALV |
| 1 | 230G1 | GR11x32 1/4 | 8 8 1/2 | A-1011 | 19-W-4 | |
| 2 | 230G2 | GRATING | | Galv | | GALV |
| 2 | 230G2 | GR11x36 13/16 | 8 8 1/2 | A-1011 | 19-W-4 | |
| 2 | p274 | PL 1/4x5 1/4 | 0 8 9/16 | A36 | | |
| 2 | p276 | PL 1/4x4 1/4 | 0 5 1/4 | A36 | | |
| 2 | p383 | PL 1/4x3 1/2 | 0 5 1/4 | A36 | | |
| 2 | p382 | PL 1/4x3 1/4 | 0 5 1/4 | A36 | | |
| ONE | 230G3 | GRATING | | | | GALV |
| 1 | 230G3 | GR11x37 1/16 | 8 8 1/2 | A-1011 | 19-W-4 | |
| ONE | 230G4 | GRATING | | | | GALV |
| 1 | 230G4 | GR11x36 13/16 | 5 9 3/4 | A-1011 | 19-W-4 | |
| 1 | p231 | PL 1/4x5 1/4 | 1 10 | A36 | | |
| 2 | p383 | PL 1/4x3 1/2 | 0 5 1/4 | A36 | | |
| 2 | p382 | PL 1/4x3 1/4 | 0 5 1/4 | A36 | | |
| ONE | 230G5 | GRATING | | | | GALV |
| 1 | 230G5 | GR11x21 9/16 | 3 11 1/2 | A-1011 | 19-W-4 | |
| ONE | 230G6 | GRATING | | Galv | | GALV |
| 1 | 230G6 | GR11x19 3/16 | 3 11 1/8 | A-1011 | 19-W-4 | |

