



PRODUCT CATALOG

(APPLIANCES)

Why choose an appliance from Sb Distributors?



From ovens to dishwashers, washing machines to wine coolers, we've got a wide range of appliances to suit you and your budget.



Free design service

Because we know our free-standing and integrated appliances so well, we can design with style and function in mind.



Trusted installation

Our Wickes Approved Installers will fit each appliance just as the manufacturer recommends.*



Appliances for every budget

We can find appliances and payment plans to help your budget go further.



Product demonstrations

Your dedicated Design Consultant can demonstrate the features and benefits of our appliances.



Quality to be proud of

All our appliances come with standard manufacturers' warranties.*



Top brands

We offer a choice of market-leading brands and state-of-the-art technology.

Contents

Ovens /Compact appliances	5-19
Built In Single Ovens	6-11
Compact & Microwave Ovens	12-15
Double Ovens	16-17
Coffee Machines	17
Warming Drawers	18-19
Hobs	20-27
Gas Hobs	21-22
Gas on glass Hobs	22
Induction Hobs	23-26
Induction Hobs with Extractor	26
Ceramic Hobs	27
Hoods	28-37
Designer Hoods	29-30
Chimney Hoods	30-32
Island Hoods	32
Downdraft Hoods	33
Ceiling Hoods	33
Canopy Hoods	33-34
Integrated Hoods	35
Ducting Kits/Filters	36-37
Dishwashers	40-44
45cm Dishwashers	40-41
60cm Dishwashers	41-44

Laundry	48-51
Integrated Washing Machines	49
Freestanding Washing Machines	49
Integrated Washer Dryers	50
Freestanding Washer Dryers	50
Tumble Dryers	51
Stacking Kits	51
Cooling	54-61
Integrated Fridge Freezers	55-56
Integrated Fridges	56-57
Integrated Freezers	57-58
Built Under Fridges and Freezers	58
Freestanding Fridge Freezers	58-60
Wine Coolers	61
Rangemaster	64-71
Range Cookers	64-69
Hoods	70-71
Leisure	73-75
Range Cookers	73-74
Hoods	75
Energy Ratings	78-79

*Please ask your Design Consultant for more details by product.

The easy way to healthy cooking results.

With their impressive technology, elegant design and crystal clear TFT touchDisplay, Bosch Series 8 ovens meet every need and more in the kitchen. The intuitive Digital Control Ring engraved into the glass with TFT touchDisplay, provides convenience and functionality with full control over your cooking at all times.

Including innovative features such as the Air Fry Function for healthier, tastier and more crispy meals with hardly any oil. Not forgetting the Oven Assistant to suggest the most suitable settings or programmes and switch directly to your selection – pure convenience.



Model shown: HBG7741B1B

Ovens

We offer innovative technology for every cook and stylish designs for every decor.



Steam cooking

Cooks more evenly and enhances flavours and textures by preserving more of your food's nutrients. Delivers heat more effectively so you can cook at lower temperatures.

Multifunction cooking

Combines all the benefits of grill, fan, conventional or microwave cooking into one single oven – perfect if space is at a premium.



Fan cooking

Distributes heat more evenly so you can cook faster using lower temperatures, saving you money and time.

AEG

 BOSCH

 NEFF

 MATRIX


SAMSUNG

|C|D|A|

RANGEMASTER™

 LEISURE

Cleaning



Easy cleaning enamel

A smooth enamel lining makes it quick and simple to wipe away grease and spillages from the oven's interior.

Steam cleaning

A special pre-set programme helps you to loosen food residue inside the oven for easier cleaning.

Pyrolytic cleaning

This is a self-cleaning programme that heats the oven up to 500°C whilst safely locking the door during the session. Food residue is turned to ash for you to simply wipe clean.

Self cleaning catalytic liners

The special coating on these catalytic-lined cookers and ovens oxidises grease and residue when heated to 200°C, meaning you can clean as you cook.

Built In Single Ovens

					
MODEL	AEG BPK355061M	AEG BSK778380T	AEG BPK948330M	AEG BSK978330M	AEG BPK748380B
Code	285152	285160	239027	239030	239031
Description	Pyrolytic Multifunction Oven with SteamBake	Matt Black Pyrolytic Multifunction Oven with SteamCrisp	Connected Multifunction Single Oven with Pyrolytic cleaning	Connected SteamCrisp Pyrolytic single oven with Quarter steam	Multifunction Single Oven with Pyrolytic cleaning
Cooking Functions	9	18	17	19	16
Oven Capacity Main (litres)	72	71	71	71	71
Size	H 594 x W 594 x D568mm	H 594 x W 594 x D 568mm	H 590 x W 560 x D 550mm	H 590 x W 560 x D 550mm	H 590 x W 560 x D 550mm
Electrical Connection	16	16	16	16	16
Energy Rating	A+	A++	A++	A++	A++
Control	Command Wheel	Touch Control	Command Wheel	Command Wheel	Touch Control
Additional Features	- Steam Bake - Pyrolytic cleaning - Multifunction oven - Hot Air	- Matt Black Design - Steam Crisp - Pyrolytic cleaning - Food Sensor - WiFi Connected	- Connected via My AEG app - Pyrolytic cleaning - Food probe - Multifunction oven - SurroundCook function for fast and efficient cooking	- 25% steam ensures moist cooking and efficient reheating - Connected via My AEG app - Pyrolytic cleaning - Food probe	- Pyrolytic cleaning - Food probe - Multifunction oven - SurroundCook function

					
MODEL	AEG BPK748380M	AEG BSK978330B	AEG BPK948330B	AEG BPK556260B	AEG BPK556260M
Code	239036	270531	270532	270533	270538
Description	Multifunction single oven with Pyrolytic cleaning	Connected SteamCrisp Pyrolytic single oven with Quarter steam	Connected Multifunction single oven with Pyrolytic cleaning	Multifunction single oven with Pyrolytic cleaning	Multifunction single oven with Pyrolytic cleaning
Cooking Functions	16	19	17	9	8
Oven Capacity Main (litres)	71	71	71	71	71
Size	H 590 x W 560 x D 550mm	Aperture: H 567 x W 595 x D 567mm	Aperture: H 594 x W 595 x D 567mm	Aperture: H 594 x W 595 x D 567mm	Aperture: H 594 x W 595 x D 567mm
Electrical Connection	16	16	16	16	16
Energy Rating	A++	A++	A++	A+	A+
Control	Touch Control	Command wheel	Command wheel	Rotary & Touch Control	Rotary & Touch Control
Additional Features	- Food probe - Multifunction oven - SurroundCook function	- 25% steam ensures moist cooking and efficient reheating - Food probe	- Pyrolytic cleaning - Food probe - SurroundCook function for fast and efficient cooking	- Food probe - SurroundCook function for fast and efficient cooking - Steam bake function for perfect baking	- Food probe - SurroundCook function for fast and efficient cooking - Steam bake function for perfect baking






Built In Single Ovens

					
MODEL	AEG BEX535A61M	AEG BSK999330B	AEG BPX535A61M	AEG BPX535A61B	AEG BPX535061B
Code	303188	302699	303186	303187	310722
Description	Multifunction Airfry Single Oven with Aqua Clean	Connected SteamPro Single Oven with Steamify®	Multifunction AirFry Single Oven with Pyrolytic cleaning	Multifunction AirFry Single Oven with Pyrolytic cleaning	SurroundCook Pyrolytic Self Clean Oven - Black
Cooking Functions	10	25	10	10	9
Oven Capacity Main (litres)	72	70	72	72	72
Size	H 589 x W 594 x D 569mm	H 594 x W 595 x D 567mm	H 594 x W 594 x D 569mm	H 594 x W 594 x D 569mm	H 594 x W 560 x D 550mm
Electrical Connection	16	16	16	16	16
Energy Rating	A+	A++	A+	A+	A+
Control	Rotary & Touch Control	Command Wheel	Rotary & Touch Control	Rotary & Touch Control	Retractable Rotary Controls
Additional Features	- AirFry - Aqua Clean - Multifunction Oven - Hot Air	- Sous Vide and Steamify® - Connected via My AEG app - CookView® camera - Multifunction oven - SurroundCook function for fast and efficient cooking	- AirFry - Hot Air	- AirFry - Hot Air	- Pyrolytic Self Cleaning






					
MODEL	AEG BPX535061M	AEG BEX335011M	Bosch HHF113BR0B	Bosch HHF113BA0B	Bosch HBS573BS0B
Code	310723	310724	292114	303876	292115
Description	SurroundCook Pyrolytic Self Clean Oven - Stainless Steel	SurroundCook Aqua Clean Oven - Stainless Steel	Series 2 Electric Single Oven	Series 2 Built-in oven - Black	Series 4, Built-in oven with Pyrolytic Cleaning - Stainless steel
Cooking Functions	8	Top/Bottom heat, True fan cooking, Bottom heat, Fast grilling, Grilling, Light, Moist fan baking, Pizza setting, Turbo grilling	4	4	7
Oven Capacity Main (litres)	72	72	66	66	71
Size	H 594 x W 560 x D 550mm	H 594 x W 560 x D 550mm	H 595 x W 594 X D 548mm	H 595 x W 594 x D 548 mm	H 595 x W 594 x D 548 mm
Electrical Connection	16	16	13	13	13
Energy Rating	A+	A+	A	A	A
Control	Retractable Rotary Controls	Retractable Rotary Controls	Rotary dial	Rotary Dial	Retractable Rotary Dial
Additional Features	- Pyrolytic Self Cleaning	- AquaClean	- Red LED display control: easy-to-use thanks to the time functions - Automatic start - Integral cooling fan	- Red LED display control: easy-to-use thanks to the time functions - Automatic start - Integral cooling fan	- 3D HotAir allows even cooking on up to 3 shelf levels - 2 universal pans, - EcoClean Direct






Built In Single Ovens

					
MODEL	Bosch HBG7741B1B	Bosch HQA534BB3B	Bosch HQA534BS3B	Bosch HQA574BB3B	Bosch HQA574BS3B
Code	303858	310118	310120	310119	310121
Description	Series 8 Built-in Oven with Pyrolytic Cleaning - Black	Series 4 Built in Single Oven with added steam - Black	Series 4 Electric Single Oven with added steam - Stainless Steel	Series 4 Built in Single Oven with added steam - Black	Series 4 Electric Single Oven with added steam - Stainless Steel
Cooking Functions	14	8	8	8	8
Oven Capacity Main (litres)	71	71	71	-	-
Size	H 595 x W 594 x D 548 mm	60 x 60cm	60 x 60cm	60 x 60cm	60 x 60cm
Electrical Connection	16	2.8kW	2.8kW	2.99kW	2.99kW
Energy Rating	A+	A+	A+	A+	A+
Control	TFT Touch Display: Digital Control Ring	Retractable	Retractable	Retractable	Retractable
Additional Features	- TFT Touch Display: intuitive control with the Digital Control Ring and TFT touchscreen - Automatic Switch-off - Oven Assistant with Voice Control	- 3D Hotair - Hotair Steam - EcoClean Direct	- 3D Hotair - Hotair Steam - EcoClean Direct	- 3D Hotair - Hotair Steam - EcoClean Direct - Pyrolytic self-cleaning	- 3D Hotair - Hotair Steam - EcoClean Direct - Pyrolytic self-cleaning


					
MODEL	NEFF B1ACE4HN0B	NEFF B3ACE4HG0B	NEFF B3ACE4HN0B	NEFF B6ACH7HH0B	NEFF B54CR31G0B
Code	285442	285443	178421	272904	289754
Description	N50 Built-in Single Oven	N50 Slide & Hide® Single Oven in Graphite Grey	N50 Slide & Hide® Single Oven	N50 Slide & Hide®Single Oven with Pyrolytic Cleaning	N70 Single Oven with Slide & Hide - Graphite Grey
Cooking Functions	6	7	7	8	14
Oven Capacity Main (litres)	71	71	71	71	71
Size	H 595 x W 594 x D 548mm	H 595 x W 594 X D 548mm	Aperture: H 585-595 x W 560-568 x D 550mm	Aperture: H 585-595 x W 560-568 x D 550mm	H 595 x W 596 x D 548mm
Electrical Connection	13	13	13	13	16
Energy Rating	A	A	A	A	A+
Control	Control dials	Control dials	Control dials	Retractable control dials	3,7" Full touch TFT Display
Additional Features	- CircoTherm® technology - EcoClean® back panel - Multifunction oven - LCD display	- Slide & Hide door with fixed handle - CircoTherm® technology - Multifunction oven - LCD display	- Slide & Hide door with fixed handle - EcoClean® back panel - CircoTherm® technology - LCD display	- CircoTherm® technology - Pyrolytic and easy clean options - Home Connect - LCD display	- Slide & Hide door with rotating handle - CircoTherm® technology - Home Connect with Oven Assistant

Built In Single Ovens

					
MODEL	NEFF B54CR71N0B	NEFF B54CR71G0B	NEFF B64FS31G0B	NEFF B64CS71G0B	NEFF B64VS71G0B
Code	289737	289755	303877	289747	303859
Description	N70 Slide & Hide Single Oven with Pyrolytic Cleaning	N70 Slide & Hide Single Oven with Pyrolytic Cleaning - Graphite Grey	N90 Built-in oven with steam function - Graphite Grey	N90 Slide & Hide Single Oven with Pyrolytic Cleaning - Graphite Grey	N90 Built-in oven with added steam function - Graphite Grey
Cooking Functions	14	14	22	14	20
Oven Capacity Main (litres)	71	71	71	71	71
Size	H 595 x W 596 x D 548mm	H 595 x W 596 x D 548mm	H 595 x W 596 x D 548 mm	H 595 x W 596 x D 548mm	H 595 x W 596 x D 548 mm
Electrical Connection	16	16	16	16	16
Energy Rating	A+	A+	A+	A+	A+
Control	3,7" Full touch TFT Display	3,7" Full touch TFT Display	4,1" Full touch TFT Display	4,1" Full touch TFT Display	4.1" Full Touch TFT Display
Additional Features	- Slide & Hide door with rotating handle - CircoTherm® technology - Home Connect with Oven Assistant	- Slide & Hide door with rotating handle - CircoTherm® technology - Home Connect with Oven Assistant	-Slide & Hide® - CircoTherm® technology, EcoClean programme, Hydrolytic - Intensive Steam Cooking - Home Connect with Oven Assistant	- Slide & Hide® - CircoTherm® technology - Home Connect with Oven Assistan	- Slide & Hide® - CircoTherm® technology - Pyrolitic Self-Cleaning with Easy Clean - VarioSteam Cooking - Home Connect with Oven Assistant

					
MODEL	Samsung NV7B42205AK/U4	Samsung NV7B42503AK/U4	Samsung NV7B4355VAK/U4	Samsung NV7B5775XAK/U4	Samsung NV7B43205AK/U4
Code	264872	264873	264874	272914	302563
Description	Samsung Series 4 DualCook Catalytic Oven	Samsung Series 4 Dual Cook Pyrolytic Oven	Samsung Series 4 Dual Cook Flex Pyrolytic Oven	Samsung Series 5 Dual Cook Flex Pyrolytic Oven	Samsung Series 4 Dual Cook Flex Catalytic Oven
Cooking Functions	6	6	6	7	6
Oven Capacity Main (litres)	76	76	76	76	76
Size	Aperture: H 596 x W 595 x D 570mm	Aperture: H 596 x W 595 x D 570mm	Aperture: H 596 x W 595 x D 570mm	Aperture: H 596 x W 595 x D 570mm	Aperture: H 596 x W 595 x D 570mm
Electrical Connection	16	16	16	16	16
Energy Rating	A+	A+	A+	A+	A+
Control	Touch Control	Touch Control	Touch Control	Command Wheel & Touch Sreen	Touch Control
Additional Features	- Dual Cook - Catalytic Cleaning - Full Touch Control - WiFi Control	- Dual Cook - Pyrolytic Cleaning - Natural Steam - WiFi Control	- Dual Cook Flex - Pyrolytic Cleaning - Natural Steam - WiFi Control	- Dual Cook Flex - Pyrolytic Cleaning - Air Fry - WiFi Control	-- Full Touch Control - WiFi Control - SmartThings Cooking - Air Sous Vide

Built In Single Ovens

		
MODEL	CDA SL400SS	CDA SL400BL
Code	288508	288507
Description	Built In Electric Single Oven - Stainless Steel	Built In Electric Single Oven - Black
Cooking Functions	12	12
Oven Capacity Main (litres)	77	77
Size	W 595 x H 383 x D 412 mm	W 595 x H 383 x D 412 mm
Electrical Connection	13A	13A
Energy Rating	A+	A+
Control	Full touch control	Full touch control
Additional Features	- Steam clean programme Soft close door action - Telescopic shelving - Lateral lights	- Steam clean programme Soft close door action - Telescopic shelving - Lateral lights



Compact appliances

Compact ovens & microwaves

Powerful performance in a small design. This range offers the same great cooking performance and range of features as the full size equivalent.



Coffee machines

Enjoy the luxury of authentic Italian espressos and creamy cappuccinos in your own home with these stunning additions to your kitchen.






Warming drawers

The AEG Vacuum Sealer Drawer lets you apply the professional sous vide cooking method at home, perfectly sealing in flavour, moisture and nutrients. Our warming drawers will keep your dishes at the perfect temperature, ready to bring to the table.



Compact & Microwave Ovens

					
MODEL	AEG KMK768080B	AEG KMK968000M	AEG KMK768080M	AEG KMK968000B	AEG KMK565060X
Code	231741	239033	239034	270534	270535
Description	CombiQuick Connected Combi Microwave	Connected Combination Oven with Microwave	Connected Combination Oven with Microwave	Combination Microwave Compact Oven	Combination Microwave Compact Oven
Power Levels	3	—	—	—	3
Output (watts)	1000W	1000W	1000W	1000W	1000W
Grill Output (watts)	1900W	1900W	1900W	1900W	1900W
Capacity (litres)	43L	43L	43 L	43	43
Size	Aperture: H 450 x W 560 x D 550mm	H 455 x W 595 x D 567mm	H 455 x W 595 x D 567mm	Aperture: H 455 x W 595 x D 567mm	Aperture: H 455 x W 595 x D 567mm
Additional Features	<ul style="list-style-type: none">- Combi Quick combines Microwave cooking with traditional fan cooking to halve the cooking time- Connected feature lets you control the oven from your smartphone	<ul style="list-style-type: none">- Command wheel control- Connected via My AEG app	<ul style="list-style-type: none">- 23 Cooking functions- Combi Quick combines Microwave cooking with traditional fan cooking to halve the cooking time- 100 Auto programmes	<ul style="list-style-type: none">- 23 Cooking functions- Combi Quick combines Microwave cooking with traditional fan cooking to halve the cooking time- 90 Auto programmes	<ul style="list-style-type: none">- 10 Cooking functions- Combi Quick combines Microwave cooking with traditional fan cooking to halve the cooking time- Fully programmable

					
MODEL	AEG MBB1756SEM	AEG MBE2658SEM	AEG KMK365060M	AEG KMK565060B	AEG KMK768080T
Code	205997	205998	285166	285167	285159
Description	17L 800W Microwave	26L 900W Microwave	43L Convection Oven with Microwave	43L Convection Oven with Microwave	Matt Black 43L Combination Compact Oven with Microwave
Power Levels	5	5	—	—	—
Output (watts)	800W	900W	1000W	1000W	1000W
Grill Output (watts)	—	—	1000W	1000W	1000W
Capacity (litres)	17	26	43	43	43
Size	Aperture: H 360 x W 562 x D 300mm	Aperture: H 450 x W 562 x D 550mm	H 455 x W 595 x D 567mm	H 455 x W 595 x D 567mm	H 455 x W 595 x D 567mm
Additional Features	<ul style="list-style-type: none">- Electronic, touch-activated door- Opens with just a tap	<ul style="list-style-type: none">- Frequently used microwave settings can be saved and accessed quickly	<ul style="list-style-type: none">- LED digital display- Child lock for added safety- Isofront® Plus quadruple glazed door- Fan controlled defrosting	<ul style="list-style-type: none">- LED digital display- Child lock for added safety- Isofront® Plus quadruple glazed door- Fan controlled defrosting	<ul style="list-style-type: none">- LED digital display- Child lock for added safety- Isofront® Plus quadruple glazed door- Fan controlled defrosting

Compact & Microwave Ovens

					
MODEL	AEG KMX365060B	AEG KMX365060M	AEG MBE2658DEM	Bosch CMG7241B1B	Bosch BFL523MS0B
Code	303184	303185	310737	303857	292117
Description	Combination Microwave Compact Oven	Combination Microwave Compact Oven	Integrated Microwave/Grill 26L - Black & Stainless Steel	Series 8 Built-in Oven Combi - Black	Series 4 Built-in Microwave
Power Levels	—	—	5	5	5
Output (watts)	1000W	1000W	900W	900W	800W
Grill Output (watts)	1900W	1900W	800W	—	—
Capacity (litres)	43	43	26	45	20
Size	H 455 x W 595 x D 567mm	H 455 x W 595 x D 567mm	H 459 x W 596 x D 404mm	H 455 x W 594 x D 564 mm	H 382 x W 594 x D 317mm
Additional Features	- 14 Cooking functions - Combi Quick combines Microwave cooking with traditional fan cooking to halve the cooking time - 45 pre-set assisted cooking programmes	- 14 Cooking functions - Combi Quick combines Microwave cooking with traditional fan cooking to halve the cooking time - 45 pre-set assisted cooking programmes	- Child lock: With the push of a button, prevent little hands from being able to adjust the settings or operate the microwave	- TFT Touch Display - 2D Hotair: even heat distribution for perfect results on one level - Oven Assistant with Voice Control - Automatic Switch-off stops cooking as soon as the dish is done	- AutoPilot 7: every dish is a perfect success thanks to 7 pre-set automatic programmes - Pop-out controls: for an easy to clean front - Automatic safety switch off

					
MODEL	Bosch CMA583MS0B	NEFF C1AMG84G0B	NEFF C1AMG84N0B	NEFF C24MR21G0B	NEFF C24MR21N0B
Code	292118	285444	231416	289753	289738
Description	Series 4 Built-in Combination Microwave	N50 Combination Microwave Oven in Graphite Grey	N50 Combination Microwave Oven	N70 Compact Oven with Microwave Function - Graphite Grey	N70 Compact with Microwave Function
Power Levels	5	5	5	5	5
Output (watts)	900W	900W	900W	900W	900W
Grill Output (watts)	—	—	—	—	—
Capacity (litres)	44	44L	44L	45L	45L
Size	H 454 x W 594 x D 570mm	H 454 x W 594 x 570mm Aperture: H 450-458 x W 560-568 x D 550mm	H 454 x W 594 x D 570mm Aperture: H 450-458 x W 560-568 x D 550mm	H 455 x W 596 x D 548mm	H 455 x W 596 x D 548mm
Additional Features	- Hotair: perfect results on one level thanks to optimal distribution of heat - AutoPilot 15: every dish is a perfect success thanks to 15 pre-set automatic programmes	- LCD Display - Control Dials & One-Touch Buttons - 15 Cooking programmes	- LCD Display - Control Dials & One-Touch Buttons - 15 Cooking programmes	- 3,7" Full Touch TFT Display - Soft Open / Soft Close door - Easy Clean - Home Connect	- 3,7" Full Touch TFT Display - Soft Open / Soft Close door - Easy Clean - Home Connect

Compact & Microwave Ovens


					
MODEL	NEFF C24MS31G0B	NEFF HLAWD23G0B	NEFF HLAWD23N0B	Samsung NQ5B4353FBK/U4	Samsung NQ5B5763DBK/U4
Code	289744	285446	302706	264875	272915
Description	N90 Compact Oven with Microwave - Graphite Grey	N50 Built-in Microwave Oven in Graphite Grey	N50 Built-in Microwave Oven in Graphite Grey	Samsung Series 4 Smart Compact Microwave oven	Samsung Series 5 Smart Compact Microwave oven
Power Levels	5	5	5	3	3
Output (watts)	900W	800W	800W	1600W	1600W
Grill Output (watts)	—	—	—	2600W	2600W
Capacity (litres)	45L	20L	20L	50L	50L
Size	H 455 x W 596 x D 548mm	H-382 x W 594 x D 317mm Aperture: H 362-365 x W 560-568 x D 300mm	H-382 x W 594 x D 317mm Aperture: H 362-365 x W 560-568 x D 300mm	Aperture: H 456 x W 595 x D 570mm	Aperture: H 456 x W 595 x D 570mm
Additional Features	- 4,1" Full Touch TFT Display - Circo Therm - Eco Clean with Easy Clean - Soft Open / Soft Close door - Home Connect	- LED interior light - 7 Cooking Programmes - Side opening hinged door - Control Dials & One-Touch Buttons - Automatic Programmes	- LED interior light - 7 Cooking Programmes - Side opening hinged door - Control Dials & One-Touch Buttons - Automatic Programmes	- Full Touch LED Display - Steam Cleaning - WiFi Control - 5 Year Warranty	- Natural Steam - Air Fry - WiFi Control - 5 Year Warranty

					
MODEL	Samsung MS22M8254AK/E3	CDA VM452BL	CDA VM452SS	CDA VK903BL	CDA VK903SS
Code	302564	288532	288531	288509	288510
Description	Samsung Built-In Solo Microwave	CDA Built-in microwave oven, grill and convection oven - Black	CDA Built-in microwave oven, grill and convection oven - Stainless Steel	CDA Compact combination microwave, grill and fan oven - Black	CDA Compact combination microwave, grill and fan oven - Stainless Steel
Power Levels	2	5	5	6	6
Output (watts)	850W	Rated electrical power: 2.5kW	Rated electrical power: 2.5kW	Rated electrical power: 3.1kW	Rated electrical power: 3.1kW
Grill Output (watts)	—	1100W	1100W	1900W	1900W
Capacity (litres)	22L	25L	25L	40L	40L
Size	H 446 x W 560 x D 549mm	W 594 x H 388 x D 450mm	W 594 x H 388 x D 450mm	W 595 x H 455 x D552mm	W 595 x H 455 x D552mm
Additional Features	- Keep Warm - Quick Defrost - Eco Mode - 2 Year Warranty	10 Auto cook programmes, Safety key lock, Touch control	10 Auto cook programmes, Safety key lock, Touch control	Touch control, 9 Functions, Safety key lock, Chromed rack sides	Touch control, 9 Functions, Safety key lock, Chromed rack sides


Double Ovens

				
MODEL	AEG DCK731110M	AEG DCB535060M	Bosch MHA133BR0B	Bosch MBS533BB0B
Code	157620	302697	292120	303874
Description	Built In Double Multifunction Oven	Built In Double Multifunction Oven	Series 2 Electric Built-in Double Oven	Series 4 Built-In Double Oven - Black
Cooking Functions	Main 10 Top 8	Main 10 Top 6	Main 2 Top 3	Main 2 Top 3
Oven Capacity (litres)	Main 68 Top 43	Main 68 Top 43	Main 76 Top 34	Main 71 Top 34
Size	Aperture: H 875 x W 560 x D 550mm	H 888 x W 594 x D 568mm	H 888 x W 594 x D 550mm	888 x 594 x 550mm
Under Counter	—	—	—	✓
Electrical Connection	30	30	25	32
Energy Rating	A - Main / A - Top Oven	A - Main / A - Top Oven	A - Main / B - Top oven	A - Main / B - Top oven
Control	Touch	Rotary & Touch Control	Rotary dial	Retractable Rotary
Additional Features	- Heat-activated catalytic cleaning in both ovens - SurroundCook function for fast and efficient cooking - Programmable Timer	- Heat-activated catalytic cleaning in both ovens - SurroundCook function for fast and efficient cooking - LED display with touch buttons	- EcoClean Direct: less cleaning effort thanks to a special coating which covers the rear wall of the lower oven - Oven with 2 heating methods: 3D Hotair, Hotair gentle	- Pop-out controls - EcoClean Direct - 2 universal pans, slim size





Double Ovens

			
MODEL	CDA DC941BL	AEG DUB535060M	AEG DUK731110M
Code	300297	302698	157621
Description	CDA DC941BL Built-In Electric Double Oven - Black	Built Under Double Multifunction Oven	Built Under Double Multifunction Oven
Cooking Functions	Main 4 Top 3	Main 9 Top 6	Main 10 Top 7
Oven Capacity Main	Main 59	Main 45 Top 40	Main 46 Top 40
Size	W 595 x H 888 x D 540mm	H 715 x W 594 x D 568mm	Aperture: H 720 x W 600 x D 550mm
Under Counter	—	—	✓
Electrical Connection	20A	30	30
Energy Rating	A - Main / A - Top Oven	A - Main / A - Top Oven	A - Main / A - Top Oven
Control	Rotary control with touch control programmable clock/timer	Rotary & Touch Control	Touch
Additional Features	Top oven capacity: 35L, double glazed removable doors	- Air Fry - LED Timer Display - Catalytic Cleaning liners	- Heat-activated catalytic cleaning

Built Under Double Ovens

				
MODEL	Bosch MBS533BS0B	NEFF U1ACE5HN0B	NEFF U1ACE2HG0B	CDA DC941SS
Code	303875	178423	285447	300296
Description	Series 4 Built-In Double Oven	N50 Built In Double Multifunction Oven	N50 Built-in Double Oven in Graphite Grey	Built-In Electric Double Oven - Stainless Steel
Cooking Functions	Main 2 Top 3	Main 7 Top 4	Main 5 Top 4	Main 4 Top 3
Oven Capacity (litres)	Main 71 Top 34	Main 71 Top 34	Main 71 Top 34	Main 59 —
Size	888 x 594 x 550mm	H 888 x W 594 x D 550mm Aperture: H 875-888 x W 560 x D 550mm	H 888 x W 594 x D 550mm Aperture: H 875-888 x W 560-568 x D 550mm	W 595 x H 888 x D 540mm
Under Counter	✓	—	—	—
Electrical Connection	32	32	32	20
Energy Rating	A - Main / B - Top Oven	A - Main / B - Top oven	A - Main / B - Top Oven	A - Main / A - Top oven
Control	Retractable Rotary	Retractable Rotary	Retractable Rotary	Rotary Control
Additional Features	- Pop-out controls - EcoClean Direct - 2 universal pans, slim size	- CircoTherm® - EcoClean® Direct - LCD Display	- CircoTherm® - LCD-Display - EasyClean	Top oven capacity: 35L, double glazed removable doors





Coffee Machines





				
MODEL	AEG KKA894500T	AEG KKK994500M	AEG KKK994500B	NEFF CL4TT11G0
Code	284345	178436	270536	289740
Description	Matt Black Integrated Coffee Machine	Integrated Coffee Machine	Integrated Coffee Machine	N90 Built in Fully Automatic Coffee Machine - Graphite Grey
Functions	16	16	9	20
Capacity	2.5L	2.5L	2.5L	2.4L
Size	Aperture: H 455 x W 595 x D 450mm	Aperture: H 455 x W 595 x D 450mm	Aperture: H 455 x W 595 x D 450mm	H 455 x W 594 x D 385mm
Guarantee	2 Years	2 Years	2 Years	2 Years
Additional Features	- Up to six cups of coffee at a touch The MultiCup setting is ideal for serving several guests at once - Touch Control	- Serve up to six cups of coffee at once - Two separate heaters for coffee and water - Auto-start function - Touch controls - Suitable for coffee beans and ground coffee - 500ml thermal milk jug included	- Serve up to six cups of coffee at once - Two separate heaters for coffee and water - Auto-start function - Touch controls - Suitable for coffee beans and ground coffee - 500ml thermal milk jug included	- OneTouch DoubleCup - get two cups at a touch of a button - Home Connect - get more from your coffee machine using the App or voice control - Up to 29 different coffee specialities - Favourites: save up to 30 personalised beverages

Warming Drawers

				
MODEL	AEG KDK911424T	AEG KDK911424M	AEG KDE911424B	AEG KDK912924M
Code	284570	206184	239026	206183
Description	Matt Black 14cm Warming Drawer	14cm Warming Drawer	14cm Built in Warming Drawer	29cm Warming Drawer
Place Settings	6	6	6	12
Temperature Range	30-80°C	30-80°C	30-80°C	30-80°C
Size	H 139 x W 596 x D 530mm	Aperture: H 141 x W 560 x D 535mm	H 139 x W 595 x D 535mm	Aperture: H 295 x W 560 x D 535mm
Additional Features	- Dough proving - Defrost gently - Pre-Warm plates, cups and glasses	- Defrost gently - Pull-out drawer and non-slip mat for additional stability - Pre-Warm plates, cups and glasses	- Pre-Warm plates, cups and glasses - Dough proving - Defrost gently	- Seamlessly integrates with the rest of your kitchen and perfectly matches your AEG oven - Pre-Warm plates, cups and glasses - Defrost gently

Warming Drawers

				
MODEL	NEFF N24HA11N1B	NEFF N34HA11G1B	NEFF N24HA11G1B	Samsung NL20T8100WK/UR
Code	289748	289743	289749	264871
Description	N70 14cm Warming Drawer	N70 29cm Warming Drawer - Graphite Grey	N70 14cm Warming Drawer - Graphite Grey	Series 4/5 14cm Warming Drawer
Place Settings	12 plates 64 espresso cups	40 plates 192 espresso cups	12 plates 64 espresso cups	12 plates 64 espresso cups
Temperature Range	30-80°C	30-80°C	30-80°C	30-80°C
Size	H 140 x W 594 x D 518mm Aperture: H 140 x W 560 x D 550mm	H 290 x W 594 x D 518mm Aperture: H 290 x W 560 x D 550mm	H 140 x W 594 x D 518mm Aperture: H 140 x W 560 x D 550mm	H 140 x W 595 x D 522mm Aperture: H 140 x W 560 x D 550mm
Additional Features	- Low temperature cooking, Keep warm, plate warming, cup warming - Touch Control illuminated - Push-Pull opening mechanism	- Low temperature cooking, Keep warm, plate warming, cup warming - Touch Control illuminated - Push-Pull opening mechanism	- Low temperature cooking, keep warm, plate warming, cup warming - Touch Control illuminated - Push-Pull opening mechanism	- Defrost Function - Dough Proving - Keep Food Warm

				
MODEL	Bosch BIC7101B1B	Bosch BIC510NS0B	NEFF N1AHA01G0B	NEFF N1AHA01N0B
Code	302450	292119	285448	178426
Description	Series 8 Built-in warming drawer - Black	Series 6 14cm Warming Drawer	N50 14cm Warming Drawer in Graphite Grey	N50 14cm Warming Drawer
Place Settings	12 plates 64 Espresso Cups	14 Plates 64 espresso cups	14 Plates 64 espresso cups	14 Plates 64 espresso cups
Temperature Range	30-80°C	40-80°C	40-80°C	40-80°C
Size	H 140 x W 594 x D 518 mm	H 140 x W 594 x D 540mm Aperture: H 140 x W 560 x D 550mm	H 140 x W 594 x D 540mm Aperture: H 140 x W 560-568 x D 550mm	H 140 x W 594 x D 540mm Aperture: H 140 x W 560-568 x D 550mm
Additional Features	- Push-pull mechanism: Easy opening and closing thanks to a clever spring mechanism - Temperature control - Home Connect	- Push-pull mechanism: easy opening and closing thanks to a clever spring mechanism - 4 Functions: keeping drinks and food warm, pre-warming of tableware, yeast dough proving, thawing of delicate foods	- 4 Functions: keeping drinks and food warm, pre-warming of tableware, yeast dough proving, thawing of delicate foods	- 4 Functions: keeping drinks and food warm, pre-warming of tableware, yeast dough proving, thawing of delicate foods

		
MODEL	CDA VW153BL	CDA VW153SS
Code	299896	299897
Description	CDA Push-push warming drawer - Black	CDA Push-push warming drawer - Stainless Steel
Place Settings	6	6
Opening	Push-push handle-less	Push-push handle-less
Temperature Range	40-80°C	40-80°C
Capacity (kg max)	20	20
Size	W 595 x H 135 x D 548mm	W 595 x H 135 x D 548mm
Power Supply	3A	3A




Hobs

From gas to induction, our hobs offer their own benefits and features with various burners and cooking zone options.

Induction






Induction technology is the fastest, safest and most energy efficient way to cook on a hob, heating the pan directly with no pre-heat required.



60cm Gas Hobs

					
MODEL	AEG HGB64420YM	AEG HGE64200SM	Bosch PCP6A5B90	NEFF T26DS49N0	CDA HVG621BL
Code	231756	310725	299676	205961	288512
Description	60cm Slim Gas Hob	60cm Slim line Gas Hob - Stainless Steel	Series 4 60cm Gas Hob	N70 60cm 4 Burner Gas Hob	CDA HVG621BL Gas on Glass 4 Burner Black Gas Hob - 60cm
Zones	4	4	4	4	4
Electrical Connection (amps)	13	Gas and 3 pin plug	3	3	3A
Flame Safety Device	✓	✓	✓	✓	✓
Size	H 40 x W 594 x D 510mm Aperture: W 560 x D 480mm	H 594 x W 510mm	H 53 x W 582 x D 520mm Aperture: H 45 x W 560-562 x D 480-492mm	H 45 x W 582 x D 520mm Aperture: H 45 x W 560-562 x D 480-492mm	60cm
Additional Features	- StepPower controls to allow Precise control of Gas Flow - Wok burner - Black glass inlay - High efficiency burners - Cast iron supports	- Speed Burner	- Continuous cast-iron pan supports: for maximum stability - Ergonomic control knobs with raised centre for precise adjustments - The seamless, one-piece stainless steel design makes cleaning simple	- FlameSelect® can adjust the flame precisely in 9 steps - Design co-ordinated control dials: easily access dials in front with strong grip for effortless turning - Cast iron pan supports with protective rubber feet	Cast iron pan supports, LPG conversion kit included

75cm Gas Hobs

					
MODEL	AEG HGB75420YM	AEG HGX75400SM	Bosch PGQ7B5B90	NEFF T27DS59N0	Samsung NA75D3030AS/EU
Code	231752	302695	292122	205962	272908
Description	75cm Slim Gas Hob	75cm Gas Hob	75cm Series 4 Gas Hob	75cm N70 5 Burner Gas Hob	Samsung 75cm Gas Hob - Stainless Steel
Zones	5	5	5	5	5
Electrical Connection (amps)	13	13	3	3	13
Flame Safety Device	✓	✓	✓	✓	✓
Size	H 40 x W 745 x D 510mm Aperture: W 560 x D 480mm	H 40 x W 745 x D 510mm Aperture: W 560 x D 480mm	H 53 x W 750 x D 520mm Aperture: H 45 x W 560-562 x D 480-492mm	H 53 x W 750 x D 520mm Aperture: H 45 x W 560-562 x D 480-492mm	H 98 x W 750 x D 510mm Aperture: W 560-562 x D 480-490mm
Additional Features	- StepPower controls to allow Precise control of Gas Flow - Wok burner - Black glass inlay - High efficiency burners - Cast iron supports	- Speed Burners get you cooking up to 20% faster - Wok burner - Cast iron supports - Integrated ignition	- Wok burner: powerful cooking at up to 3.3kW - Continuous cast-iron pan supports: for maximum stability - Ergonomic control knobs with raised center for precise adjustments	- FlameSelect® can adjust the flame precisely in 9 steps - Wok burner - Design co-ordinated control dials: easily access dials in front with strong grip for effortless turning - Cast iron pan supports with protective rubber feet	- Triple Crown Burner for faster cooking - Wok Grate - Seamless rails to slide pots easily - Safety Shut Off






Gas

A traditional choice that provides controlled cooking with instant heat and flexibility. All gas hobs feature flame safety devices for your peace of mind.








90cm Gas Hobs

60cm Gas on glass Hobs

					
MODEL	AEG HGB95522YM	AEG HKB64450NB	Bosch PPP6A6B90	NEFF T26CS49S0	Samsung NA64D3000AK/U1
Code	239019	239018	302441	272923	272907
Description	90cm Gas Hob	60cm Gas on Glass Hob	60cm Series 6, Tempered Glass, Gas Hob, Black	60cm N70 4 Burner Gas Hob	Samsung 60cm Gas Hob - Black Glass
Zones	5	4	4	4	4
Electrical Connection (amps)	13	13	3	3	13
Flame Safety Device	✓	✓	✓	✓	✓
Size	W 857 x D 520mm Aperture: H 60 x W 830 x D 480mm	H 40 x W 590 x D 520mm Aperture: W 560 x D 480mm	H 58 x W 590 x D 520 mm Aperture: H 45 x W 560-562 x D 480-492 mm	H 58 x W 590 x D 520mm Aperture: W 560 x D 480-492mm	H 98 x W 600 x D 520mm Aperture: W 560-562 x D 480-490mm
Additional Features	- StepPower controls to allow Precise control of Gas Flow - Wok burner - Cast iron supports - Black glass inlay - High efficiency burners	- StepPower controls allows Precise control of Gas Flow - Cast Iron Supports - LED timer - Hob2Hood connected - Wipe clean surface	- FlameSelect - Semi-continuous cast-iron pan support - Standard and semi-flush built-in option - Biomethane-ready	- Tempered Glass Surface - FlameSelect® - Sword Knobs	- Powerful Heat - Seamless rails to slide pots easily - Safety Shut Off - Easy Clean Grates






75cm Gas on glass Hobs

90cm Gas on glass Hobs






					
MODEL	AEG HKB75450NB	Bosch PPQ7A6B90	NEFF T27CS59S0	AEG HKB95450NB	NEFF T29TS79N0
Code	239016	302442	272922	239017	272921
Description	75cm Gas on Glass Hob	75cm - Series 6 Tempered glass, Gas Hob, Black	75cm 5 Burner Gas Hob	90cm Gas on Glass Hob	90cm N90 5 Burner Gas Hob
Zones	5	5	5	5	5
Electrical Connection (amps)	13	3	3	13	3
Flame Safety Device	✓	✓	✓	✓	✓
Size	H 40 x W 740 x 510mm Aperture: W 560 x D 480mm	H 58 x W 752 x D 520 mm Aperture: H 45 x W 560-562 x D 480-492 mm	H 58 x W 752 x D 520mm Aperture: W 560 x D 480-492mm	H 40 x W 880 x D 510mm Aperture: W 830 x D 480mm	H 59 x W 918 x D 546 Aperture: W 850 x D 490-520mm
Additional Features	- StepPower controls to allow Precise control of Gas Flow - Cast Iron Supports - LED timer - Hob2Hood connected - Wipe clean surface	- FlameSelect - Semi-continuous cast-iron pan support - Standard and semi-flush built-in option - Biomethane-ready - Wok burner: powerful cooking at up to 4 kW	- Tempered Glass Surface - FlameSelect® - Wok Burner - Sword Knobs	- StepPower controls to allow Precise control of Gas Flow - Cast Iron Supports - LED timer - Hob2Hood connected - Wipe clean surface	- Ceramic Glass Surface - FlameSelect® - Sword Knobs

30cm Induction Hob






60cm Induction Hobs

					
MODEL	CDA HN3621FR	AEG IPE64551FB	AEG IAE64421FB	AEG ILB64334CB	AEG NII64G00AZ
Code	288514	206537	239015	239021	303191
Description	CDA HN3621FR 2 Zone Domino Black Induction Hob - 30cm	60cm 4 Zone Pure Induction Hob	60cm Senseboil Induction Hob	60cm Plug and Play Induction Hob	60cm SaphirMatt Induction Hob
Control	Touch control	Illuminated controls	Direct Touch	Direct Touch	Direct Touch
Zones	4	4	4	4	4
Electrical Connection (amps)	32	32	32	13	32
Size	60cm	H 44 x W 560 x D 490mm Aperture: W 560 x D 490mm	H 44 x W 590 x D 520mm Aperture: W 560 x D 490mm	H 44 x W 590 x D 520mm Aperture: W 560 x D 490mm	H 44 x W 610 x D 520mm Aperture: W 560 x D 490mm
Additional Features	- 9 power levels - Boost function on all zones - Automatic pan detection - Overheat detection - Overflow detection - Timer - Safety key lock	- Unique Black Design Direct Access lets you adjust heat settings faster - MaxiSense® self-sizing cooking zones detect the size and shape of each pan - Power booster - Bridge Function - Hob2Hood	- SenseBoil detects rising bubbles and automatically reduces zone to a low simmer - Touch slide controls - Bridging zone - Pause - Hob2Hood connected	- Touch controls - Zone timers - Pause - Hob2Hood connected	- SaphirMatt, up to 4 times more scratch resistant - FlexiBridge® zone - PowerBoost - Hob2Hood connected






60cm Induction Hobs

					
MODEL	AEG IAX64411CB	AEG IKB64401FB	AEG IKX64301CB	Bosch PIX631HC1E	Bosch PUE611BB5B
Code	303190	223853	310727	302443	292123
Description	60cm SenseBoil Induction Hob	60cm 4 Zone Induction Hob	60cm Induction Hob - Black	60cm Series 6 Induction Hob Black	60cm Series 4 Induction Hob
Control	Direct Touch	Touch		Multitouch+	Touch
Zones	4	4	4	4	4
Electrical Connection (amps)	32	32	32	32	13
Size	H 44 x W 590 x D 520mm Aperture: W 560 x D 490mm	H 44 x W 590 x D 520mm Aperture: W 560 x D 490mm	W 590 x D 520mm	H 51 x W 592 x D 522 mm Aperture: H 51 x W 560-560 x D 490-500 mm	H 51 x W 592 x D 522mm Aperture: H 51 x W 560 x D 490-500mm
Additional Features	- SenseBoil detects rising bubbles and automatically reduces zone to a low simmer - Touch slide controls - PowerBoost - Hob2Hood® connected	- Hob2Hood - DirectAccess heat controls - Child lock - Illuminated controls - Power boost function	- Hob2Hood	- Hob2Hood - Power boost function - Highly responsive sliding controls - Count up timer	- TouchSelect - PowerBoost: up to 50% more power for faster heating on your induction hob - QuickStart: start straight away and select the desired cooking level

60cm Induction Hobs

					
MODEL	NEFF T56FHS1L0	NEFF T66FHx4L0	Samsung NZ64B4016FK/U1	Samsung NZ64B6056GK/U1	CDA HN6013FR
Code	302446	300758	267198	272909	288515
Description	60cm N70 Induction Hob Black	60cm N70 Induction Hob Black	Samsung 60cm Slim Fit Induction Hob	Samsung 60cm Slim Fit Induction Hob	CDA HN6013FR 4 Zone Black Induction Hob - 60cm
Control	Multitouch+	Multitouch+	Touch	Touch	Touch
Zones	4	4	4	4	4
Electrical Connection (amps)	32	32	32	32	13
Size	H 51 x W 592 x D 522 mm Aperture: H 51 x W 560-560 x D 490-500 mm	H 51 x W 592 x D 522 mm Aperture: H 51 x W 560-560 x D 490-500 mm	H 48 x W 590 x D 520mm	H 48 x W 590 x D 520mm	H 49 x W 592 x D 522mm
Additional Features	- Twist Touch®: control your hob with a twist of your finger - Combi Induction - Home Connect - Smart Hood Automatic - 17 Power Levels - Power Boost - Timer	- Twist Touch®: control your hob with a twist of your finger - Flex Induction - Extended Frying Sensor - Smart Hood Automatic - Home Connect: monitor your hob via the app - 17 Power Levels - Power Boost - Timer	- Slim Fit (worktops >10mm) - Sliding Control - 4 Burner - Child Safty Lock - WiFi Control - 5 Year Warranty	- Slim Fit (worktops >10mm) - Sliding Control - 4 Burner - Flex Zone Plus - Child Safty Lock - WiFi Control - 5 Year Warranty	- Slim depth - Plug and Play - Timer - Pause function - Child lock - 3 precision programmes - Boost function on all zones






80cm Induction Hobs

					
MODEL	AEG IPE84531FB	AEG NIK85M00AZ	AEG IAX84411CB	AEG IKX84401CB	Bosch PXV831HC1E
Code	206538	303192	303189	310728	302444
Description	80cm 4 Zone Pure Induction Hob	80cm SaphirMatt Induction Hob	80cm SenseBoil Induction Hob	80cm Induction Hob Black	Series 6 80cm Induction Hob Black
Control	Direct Touch	Direct Touch	Direct Touch		Multitouch+
Zones	4	5	4	4	5
Electrical Connection (amps)	32z	32	32	32	32
Size	H 44 x W 750 x D 490mm Aperture: W 750 x D 490mm	H 44 x W 800 x D 520mm Aperture: W 750 x D 490mm	H 44 x W 780 x D 520mm Aperture: W 750 x D 490mm	W 770 x D 510mm	H 51 x W 802 x D 522mm Aperture: H 51 x W 750 x D 490-500mm
Additional Features	- Hob2Hood technology for a fresh-smelling kitchen - LED-lit slider controls show active cooking zones for total clarity every time - Get accurate results for each dish with the individual zone timer	- SaphirMatt, up to 4 times more scratch resistant - DoubleBridge Function - PowerBoost - Hob2Hood® connected -Heat Memory	- SenseBoil detects rising bubbles and automatically reduces zone to a low simmer - Touch slide controls - PowerBoost - Hob2Hood® connected	- Hob2Hood technology for a fresh-smelling kitchen	- DirectSelect - FlexInduction - PerfectFry Plus - Smart Hood Automatic - 17 Power Levels - Power Boost - Timer





60cm Induction Hobs 80cm Induction Hobs





					
MODEL	Matrix MHN101FR	AEG IKE85751FB	AEG IAE84421FB	AEG IKK86681FB	AEG IAE84411FB
Code	288513	270539	284572	284573	206535
Description	Matrix MHN101FR 4 Zone Black Induction Hob - 60cm	80cm Induction Hob	80cm Induction Hob	80cm Induction Hob	80cm 4 Zone Induction Hob with SenseBoil®
Control	Touch	Touch	Touch	Touch	Direct Touch
Zones	4	5	4	6	4
Electrical Connection (amps)	32	32	32	32	32
Size	60cm	H 44 x W 780 x D 520mm Aperture: W 750 x D 490mm	H 44 x W 780 x D 520mm	H 44 x W 780 x D 520mm	H 44 x W 750 x D 490mm Aperture: W 750 x D 490mm
Additional Features	- 9 power levels - Boost function on all zones - Automatic pan detection Overheat detection - Overflow detection - Timer - Safety key lock	- Left and Right Bridge - Hob2Hood - PowerBoost - Individual Zone Timers - Pause	- Power Boost - Direct Touch Control - Boil Sensor	-TotalFlex - Active Touch - Hob2Hood - Power Boost	- Self-sizing cooking zones - Hob2Hood - Direct access touch controls - Stop & go - Power boost - Control Position: Front Middle

80cm Induction Hobs

					
MODEL	NEFF T68FUV4L0	NEFF T58FW1L0	Samsung NZ85C6058FK/U1	AEG HDB95623NB	AEG IKK93431FB
Code	289750	302447	285172	285256	217560
Description	80cm N90 Flex Induction Hob	80cm N70 Induction Hob Black	Samsung 80cm Slim Fit Induction Hob	90cm Dual Fuel Gas & Induction Hob	90cm 3 Zone MaxiSense® Induction Hob
Control	TwistPad	Multitouch+	Touch	Touch	Direct Touch
Zones	5	5	5	5	3
Electrical Connection (amps)	32	32	32	30	32
Size	H 51 x W 802 x D 522mm Aperture: H 51 x W 750 x D 490-500mm	H 51 x W 802 x D 522mm Aperture: H 51 x W 750 x D 490-500mm	H 48 x W 800 x D 520mm	H 47 x W 880 x D 520mm	H 44 x W 910 x D 410mm Aperture: W 880 x D 380mm
Additional Features	- Twist Pad® - Home Connect - monitor your hob via the App - Power Boost - An extra surge of heat when you need fast results	- Twist Touch® - Combi Induction - Smart Hood Automatic - Home Connect - 17 Power Levels Power Boost - Timer	- Slim Fit (worktops >10mm) - Touch / Magnetic Knob - 5 Burner - Flex Zone Plus - Child Safty Lock - WiFi Control - 5 Year Warranty	- Step Power - Vertical Flame - Automatic shut off	- Self-sizing cooking zones - Hob2Hood - Direct access touch controls - Stop & go - Power boost

90cm Induction Hobs Induction Hobs with Extractor

				
MODEL	NEFF T69FUV4L0	NEFF V56NBS1L0	Bosch PVS611B16E	AEG TCH74B01CB
Code	288658	302567	302565	303193
Description	N90 Flex Black Induction Hob - 90cm	N50 Induction hob with integrated ventilation system	Series 4 Induction hob with integrated ventilation system 60cm surface mount without frame	70cm Induction Hob with Recirculation Extractor
Control	TwistPad	Touch	TouchSelect	Direct Touch
Zones	5	4	4	4
Electrical Connection (amps)	32	32	32	32
Size	H 51 x W 918 x D 522mm Aperture: H 51 x W 880 x D 490-500mm	H 223 x W 592 x D 522 mm	H 223 x W 592 x D 522 mm	H 225 x W 700 x D 510mm Aperture: W 680 x D 490mm
Additional Features	<ul style="list-style-type: none">- PowerTransfer- Home Connect with - Remote Monitoring- ReStart function- Power Boost	<ul style="list-style-type: none">- Touch Control- 2 individual induction cooking zones or 1 large combined induction cooking zone- High Extraction Rate- Easy-clean filters, Easy to remove and dishwasher-safe- 17 Power Levels- Power Boost- Timer	<ul style="list-style-type: none">- TouchSelect- CombiZone- PowerBoost: up to 50% more power for faster heating on your induction hob- Easy-clean filters, Easy to remove and dishwasher-safe- 17 Power Levels- Power Boost- Timer	<ul style="list-style-type: none">- Fits in a 60cm cabinet- Link 2 zones with the Bridge function- Automatic extraction control- Long life carbon filter- Auto pot detection

				
MODEL	NEFF V68AUX4C0	AEG CCE84543FB	AEG CCE84779FBAEG	Bosch PVS811B16E
Code	302445	284571	267196	302566
Description	N90 Induction hob with integrated ventilation system	80cm Induction Hob with Recirculation Extractor	83cm Flexibridge Hob	Series 4 Induction hob with integrated ventilation system 80 cm surface mount without frame
Control	TwistPad Flex	Touch	Direct Touch	TouchSelect
Zones	2 flex induction cooking zones	4	4	2 CombiZones
Electrical Connection (amps)	32	32	32	32
Size	H 223 x W 834 xD 527 mm	H 212 x W 780 x D 520mm	H 212 x W 830 x D 515mm Aperture: W 780 x D 490mm	H 223 x W 802 x D 522 mm
Additional Features	<ul style="list-style-type: none">- Twist Pad®- Intuitive Flex Zones- Automatic Air Sensor- Home Connect- Easy-clean filters, easy to remove and dishwasher-safe- 17 Power Levels, Power Boost	<ul style="list-style-type: none">- Hob2Hood- Boost function- 2in1 Filter Included- Combine 2 cooking zones with the Bridge function	<ul style="list-style-type: none">- Extraction: Recirculation- 2in1 Filter included- Filter clean indicator- Double Flexibridge left and Right- Powerboost- Connected to MY AEG App	<ul style="list-style-type: none">- TouchSelect- CombiZone: More flexibility by combining two cooking zones- PowerBoost- Easy-clean filters- 17 Power Levels, Power Boost- Timer

60cm Ceramic Hob

	
MODEL	AEG HRX64360C
Code	310726
Description	60cm Ceramic Hob - Black
Control	
Zones	4
Electrical Connection (amps)	16
Size	W 590 x D 520mm
Additional Features	- Adjustable timer



Hoods

Island

Make your island the real focus of the kitchen by complementing it with an island hood, combining the practicality of a hood with the elegant design statement of a centrepiece light.



Designer

Streamlined and elegant, a designer hood will bring a bold and unique feel to your kitchen.

Chimney

From traditional to ultra-modern styles, these designs will create a stunning statement piece in your home.



60cm Designer Hoods

				
MODEL	AEG DVE5671HR	AEG DVE5671HG	AEG DVX5661HB	Bosch DWK65DK60B
Code	285162	231782	303169	292125
Description	Matt Black 60cm Designer Glass Screen Hood	60cm Designer Hood	60cm Screen Hood	Series 2 60cm Chimney Cooker Hood - Black
Max. Extraction Rate	700m³/h	425/700m³/h intensive	575/710m³/h intensive	430m³/h
Speed Settings	3 + 2 Intensive	3 + 1 intensive	3 + 1 intensive	3 + 1 intensive
Noise Level (ducted/recirculated)	54/73 dB(A)	54/73 dB(A)	52/66 dB(A)	51/72 dB(A)
Electrical Connection (amps)	13	13	13	13
Size	H 380 x W 598 x D 418mm	H (1265-915) 380 x W 598 x D 418mm	H 543 x W 598 x D 396mm	H 375 x W 590 x D 32mm
Energy Rating	A	A	A	A
Additional Features	- Silencetech - Hob2Hood - LED lighting	- Charcoal and grease filter included - Breeze function - Hob2Hood	- Charcoal filter available as accessory (MCFB78) - Breeze function - Hob2Hood - LED lighting	- Minimum noise - LED lighting

60cm Designer Hoods

			
MODEL	NEFF D65IFN1S0B	CDA EVA60BL	Bosch DWK85DK60B
Code	302454	288516	292126
Description	N50 Wall-Mounted Cooker Hood	CDA EVA60BL 60cm Angled Chimney Cooker Hood - Black	Series 2 80cm Chimney Cooker Hood - Black
Max. Extraction Rate	768 m³/h	350 m³/h	430 m³/h
Speed Settings	3-stages + intensive	3	3 + 1 intensive
Noise Level (ducted/recirculated)	56/68 dB(A)	64	51/72 dB(A)
Electrical Connection (amps)	10	3A	10
Size	H 753-996 x W 590 x D 433mm	H 1110-930 x W 600 x D330mm	H 375 x W 790 x D 325mm
Energy Rating	A+	B	A
Additional Features	- Touch Control - LED White Colour Temperature Control - Efficient Drive Motor – Quiet and energy-efficient hood motor for a calmer kitchen	- Touch control - 15 minute timer - Ducted/ recirculating installation	- Especially silent: maximum hood performance, minimum noise - Intensive speed setting: removes strong kitchen odours quickly and effectively

80cm Designer Hood

80cm Designer Hoods

				
MODEL	NEFF D85IFN1S0B	AEG DVE5971HR	AEG DVK6981HB	AEG DVE5971HG
Code	302455	285161	231781	231791
Description	N50 Wall-Mounted Cooker Hood	Matt Black 90cm Designer Glass Screen Hood	90cm Designer Hood	90cm Designer Hood
Max. Extraction Rate	768 m³/h	700m³/h	720/750m³/h intensive	425/700m³/h intensive
Speed Settings	3-stages + intensive	3 + 2 Intensive	3 + 2 intensive	3 + 1 intensive
Noise Level (ducted/recirculated)	56/68 dB (A)	54/73 dB(A)	54/68 dB(A)	54/73 dB(A)
Electrical Connection (amps)	10	13	13	13
Size	H 753-996 x W 790 x D 433mm	H 380 x W 898 x D 418mm	H (1260-915) 380 x W 896 x D 456mm	H (1265-915) 380 x W 898 x D 418mm
Energy Rating	A+	A	A+	A
Additional Features	- Touch Control - LED White Colour Temperature Control - Efficient Drive Motor – Quiet and energy-efficient hood motor for a calmer kitchen	- Silencetech - Hob2Hood - LED lighting	- Charcoal and grease filter included - Breeze function - Silent tech - Hob2Hood	- Charcoal and grease filter included - Breeze function - Hob2Hood

90cm Designer Hoods

90cm Designer Hoods



				
MODEL	AEG DVX5961HB	AEG DBE5681HR	AEG DBE5661HG	AEG DKB4650M
Code	303182	285165	231785	157635
Description	90cm Screen Hood	Matt Black 60cm Chimney Hood	60cm Chimney Hood	60cm Chimney Cooker Hood Stainless Steel
Max. Extraction Rate	575/710m³/h intensive	720m³/h	480/700m³/h intensive	603m³/h
Speed Settings	3 + 1 intensive	3 + 1 intensive	3 + 1 intensive	3
Noise Level (ducted/recirculated)	52/66 dB(A)	68/73 dB(A)	54/65 dB(A)	69/75 dB(A)
Electrical Connection (amps)	13	13	13	10
Size	H 543 x W 898 x D 396mm	H 618 x W 598 x D 454mm	H (1204-759) 60 x W 598 x D 455mm	H 665-1090 x W 598 x D 500mm
Energy Rating	A	A	A	B
Additional Features	- Charcoal filter available as accessory (MCFB78) - Breeze function - Hob2Hood - LED lighting	- Hob2Hood - LED lighting - Breeze function	- Charcoal and grease filter included - Breeze function - Hob2Hood	- Charcoal and grease filter included - 2 x LED spotlights

60cm Chimney Hoods

60cm Chimney Hoods

				
MODEL	AEG DBX4651M	AEG DBX3650M	AEG DTB3653M	AEG DTB3654M
Code	303860	310731	310732	310733
Description	60cm Chimney Hood	60cm ExtractionTech Cooker Hood - Stainless Steel	60cm Cooker Hood - Stainless Steel	60cm ExtractionTech Cooker Hood - Stainless Steel
Max. Extraction Rate	600m³/h	600m³/h	500m³/h	600m³/h
Speed Settings	3	3	3	3
Noise Level (ducted/recirculated)	66/70 dB(A)	51/69 dB(A)	57/69 dB(A)	52/69 dB(A)
Electrical Connection (amps)	13	13	13	13
Size	H 1180-563 x W 598 x D 450mm	H 1180 x W 598 x D 450mm	H 1020 x W 600 x D 500mm	H 1020 x W 600 x D 500mm
Energy Rating	B	C	C	C
Additional Features	- Charcoal filter available as accessory (ECFB01) - Efficient, powerful motor - LED lighting			




60cm Chimney Hoods

			
MODEL	Bosch DWB66BC60B	NEFF D65BMP5N0B	Samsung NK24C5703TM/UR
Code	302451	210023	285236
Description	60cm Series 2 Wall-Mounted Cooker Hood Black	N70 60cm Chimney Cooker Hood Stainless Steel	60cm Cooker Hood with Auto Connectivity
Max. Extraction Rate	621 m³/h	657m³/h	622m³/h
Speed Settings	3	3 + 2 intensive	4
Noise Level (ducted/recirculated)	69/74 dB	61/71 dB(A)	72/75 dB(A)
Electrical Connection (amps)	13	10	13
Size	H 635-935 x W 600 x D 53mm	H 614-954 x W 598 x D 500mm	H 706 x W 598 x D 505mm
Energy Rating	B	A	A
Additional Features	—	- High extraction rate - Efficient Drive Motor - Can be ducted or recirculating	- Power Ventilation System - Dishwashable Aluminium Filter - Auto connectivity wirelessly

90cm Chimney Hoods

				
MODEL	AEG DBE5961HG	AEG DKB4950M	AEG DTB3953M	Bosch DWB96BC60B
Code	231784	157636	310729	302452
Description	90cm Chimney Hood	90cm Chimney Cooker Hood - Stainless Steel	90cm Cooker Hood - Stainless Steel	90cm Series 2 Wall-Mounted Cooker Hood Black
Max. Extraction Rate	480/700m³/h intensive	603m³/h	500m³/h	619 m³/h
Speed Settings	3 + 1 intensive	3	3	3
Noise Level (ducted/recirculated)	54/65 dB(A)	69/75 dB(A)	57/69 dB(A)	70/74 dB
Electrical Connection (amps)	13	10	10	13
Size	H (1204-759) 60 x W 898 x D 455mm	H 740-1090 x W 898 x D 500mm	H 1020 x W 898 x D 500mm	H 635-935 x W 900 x D 53mm
Energy Rating	A	B	C	B
Additional Features	- Charcoal and grease filter included - Breeze function - Hob2Hood	- Charcoal and grease filter included - 2 x LED spotlights		- Push Controls - 3 Speeds + Intensive - LED Lights

Downdraft Hoods

			
MODEL	NEFF I88WMM1S7B	NEFF I98WMM1S7B	AEG DDE5980G
Code	302456	302457	157646
Description	N90 Downdraft Hood 80cm	N90 Downdraft Hood 90cm	90cm Downdraft Cooker Hood
Max. Extraction Rate	775 m³/h	833 m³/h	350/700m³/h intensive
Speed Settings	3-stage + 2 intensive	3-stage + 2 intensive	3 + 2 Intensive
Noise Level (ducted/ recirculated)	62/70 dB	62/71 DB	40/54 dB(A)
Electrical Connection (amps)	32	32	10
Size	H 709-959 x W802 x D 140mm	H 709-959 x W 918 x D 140mm	H 407 x W 880 x D 95mm
Energy Rating	A	A	A
Additional Features	- Guided Air Technology – Equally powerful steam extraction all over the cooktop -Glass Panel with Illumination – 25 million colour options for inspiring illumination of your cooktop - Climate Control Sensor	- Guided Air Technology – Equally powerful steam extraction all over the cooktop - Glass Panel with Illumination – 25 million colour options for inspiring illumination of your cooktop - Climate Control Sensor	- Breeze function - Silent tech - Charcoal and grease filter included

90cm Chimney Hoods

				
MODEL	NEFF D95BMP5N0B	Samsung NK36C5703TM/UR	AEG DLE0431B	AEG DLE0630B
Code	210025	285237	206540	206539
Description	N70 90cm Chimney Cooker Hood Stainless Steel	90cm Cooker Hood with Auto Connectivity	Moon 50cm Island Hood Black	Gemini 66cm Island Hood Black
Max. Extraction Rate	427m³/h	668m³/h	350m³/hr	350m³/hr
Speed Settings	3 + 2 intensive	4	3 + intensive	3 + intensive
Noise Level (ducted/recirculated)	55/66 dB(A)	72/75 dB(A)	70 dB(A)	70 dB(A)
Electrical Connection (amps)	10	13	3	3
Size	H 614-1064 x W 898 x D 500mm	H 708 x W 898 x D 45mm	H 850-1250 x W 500 x D 500mm	H 850-1250 x W 655 x D 655mm
Energy Rating	A	A	—	—
Additional Features	- Efficient Drive Motor - Intensive speed setting - Can be ducted or recirculated	- Power Ventilation System - Dishwashable Aluminium Filter - Auto connectivity wirelessly	- Unique design and quality finish - Single electronic control for all functions - Settings can be monitored and adjusted with just one touch	- Unique design and quality finish - Single electronic control for all functions - Settings can be monitored and adjusted with just one touch

Island Hoods

Ceiling Hoods



				
MODEL	AEG DCK5281HG	NEFF I95CAQ6N0B	AEG DGE5661HB	AEG DGE5661HM
Code	231788	205966	285163	231913
Description	120cm Ceiling Hood	N50 90cm Ceiling Cooker Hood with Home Connect	Matt Black 54cm Canopy Hood	60cm Canopy Hood
Max. Extraction Rate	700 m3/hr	798m³/h	580m³/h	435/700m³/h intensive
Speed Settings	3 + 1 intensive	3 + 2 intensive	3 + 1 intensive	3 + 1 intensive
Noise Level (ducted/ recirculated)	75dB(A)	56 dB	67/74 dB(A)	67/74 dB(A)
Electrical Connection (amps)	13	13	13	13
Size	H 460 x W 1320 x D 700mm	H 300 x W 900 x D 500mm	H 331 x W 540 x D 300mm	H 331 x W 540 x D 300mm
Energy Rating	A+	A	A	A
Additional Features	- Hob2Hood - LED lighting	- Home Connect - Hob-Hood Control with WiFi enabled hob T68TS6RN0 - softLight Dimmer Function - 2 metal grease filter cassettes and easy to clean inner frame	- Hob2Hood - LED lighting	- Charcoal and grease filter included - Hob2Hood - Remote control included

Canopy Hoods



Canopy Hoods

				
MODEL	AEG GDG966AB	AEG DGE5861HM	AEG DGE5861HB	AEG GDG969AB
Code	303149	231912	285164	303168
Description	60cm AutoSense Canopy Hood	80cm Canopy Hood	Matt Black 80cm Canopy Hood	90cm AutoSense Canopy Hood
Max. Extraction Rate	400/680m³/h intensive	435/700m³/h intensive	580m³/h	400/680m³/h intensive
Speed Settings	3 + 1 intensive	3 + 1 intensive	3 + 1 intensive	3 + 1 intensive
Noise Level (ducted/ recirculated)	54 dB(A)	67/74 dB(A)	67/74 dB(A)	54 dB(A)
Electrical Connection (amps)	13	13	13	13
Size	H 459 x W 542 x D 300mm	H 331 x W 770 x D 300mm	H 331 x W 770 x D 300mm	H 459 x W 772 x D 300mm
Energy Rating	A++	A	A	A++
Additional Features	- AutoSense detects steam, grease and odours and adjusts automatically - Perfect Illumination lighting - SilenceTech - Breeze function	- Charcoal and grease filter included - Hob2Hood - Remote control included	- Hob2Hood - LED lighting	- AutoSense detects steam, grease and odours and adjusts automatically - Perfect Illumination lighting - SilenceTech - Breeze function

Canopy Hoods

			
MODEL	Bosch DLN53AA70B	NEFF D55MH56N0B	CDA CCG60BL
Code	302453	231668	288517
Description	53cm Series 2 Canopy Cooker Hood Anthracite	N50 52cm Canopy Cooker Hood	CDA CCG60BL 60cm Canopy Hood - Black
Max. Extraction Rate	302 m³/h	650m³/h	540
Speed Settings	3	3 + intensive	3 + booster
Noise Level (ducted/ recirculated)	62/65 dB	67 dB(A) / 74 dB(A)	66
Electrical Connection (amps)	13	3	3A
Size	H 208 x W 493 x D 257mm	H 418 x W 520 x D 300mm	60cm
Energy Rating	D	D	A
Additional Features	- LED Illumination: The energy-saving lighting provides bright and clear lighting for the hob area - High extraction rate - for continuously clean air in the kitchen - 3-speed power level options to suit your cooking style and recipes	- Designed to fit neatly under an overhead unit or cabinet - 2 LED Lights - Washable metal grease filters	- Gesture control - Touch control - Ducted/ recirculating installation - Timer






Integrated Hoods

				
MODEL	AEG DPB3632S	AEG GDP866PB	AEG DPB3932S	AEG GDP869PB
Code	206209	303147	206234	303148
Description	60cm Telescopic Cooker Hood	60cm Pull Out Hood	90cm Telescopic Cooker Hood	90cm Pull Out Hood
Max. Extraction Rate	370m³/h	400/650m³/h intensive	370m³/h	400/650m³/h intensive
Speed Settings	3	3 + 1 intensive	3	3 + 1 intensive
Noise Level (ducted/ recirculated)	68/69 dB(A)	55 dB(A)	68/69 dB(A)	55 dB(A)
Electrical Connection (amps)	10	—	10	—
Size	H 179-179 x W 598 x D 284mm	H 395 x W 598 x D 304mm	H 179 x W 900 x D 284mm	H 395 x W 898 x D 304mm
Energy Rating	C	A	C	A
Additional Features	- Discreet hood only visible when in use - Pull out smoothly to activate, push back into place when idle - Charcoal filter included	- Perfect Illumination lighting - SilenceTech - Breeze function - Hob2Hood®	- Discreet hood only visible when in use - Pull out smoothly to activate, push back into place when idle - Charcoal filter included	- Perfect Illumination lighting - SilenceTech - Breeze function - Hob2Hood®

Integrated Hoods

			
MODEL	NEFF D46ED22N1B	AEG GDE686HM	AEG GDE689HM
Code	241268	303145	303146
Description	N50 60cm Telescopic Hood	60cm Integrated Hood	90cm Integrated Hood
Max. Extraction Rate	400 m³/h	445/775m³/h intensive	445/775m³/h intensive
Speed Settings	3 + 1 intensive	3 + 1 intensive	3 + 1 intensive
Noise Level (ducted/ recirculated)	62/69 dB(A)	57/60 dB(A)	57/60 dB(A)
Electrical Connection (amps)	10	13	13
Size	H 203 x W 598 x D 290mm	H 330 x W 600 x D 308mm	H 330 x W 900 x D 308mm
Energy Rating	A	A	A
Additional Features	- Automatic intensive revert (6mins) - Automatic after running (10 minutes) - 2 metal grease filter cassettes	- Hob2Hood® - LED strip lighting - Filter cleaning notification	- Hob2Hood® - LED strip lighting - Filter cleaning notification

Ducting Kits/ Recirculation charcoal filters

					
MODEL	NEFF Z51AI11X6	NEFF Z51IT11X4	NEFF Z52JCC1N6	NEFF Z811DU0	NEFF Z51AIV1X6
Code	250166	263628	231413	231670	256914
Description	CleanAir Plus Anti-Pollen Recirculation kit for D65IHM1S0B & D95IHM1S0B – with chimney installation	Cleanair recirculation Kit for D46ED22N1B 241268	Clean Air Plus, Anti pollen recirculation module for I95CAQ6N0B	Fully ducted starter kit for Venting model T58TL6EN2	CleanAir Plus Anti-Pollen Recirculation kit for 157606 D65IHM1S0B & 157607 D95IHM1S0B - to be used in a 'CHIMLESS' Installation
Additional Features	<ul style="list-style-type: none">- >90% odour reduction- Noise reduction up to 5dB- >99% of pollen is neutralised- Anti-fish functionality- Lifetime minimum 12 months- Improved performance up to 100m³h	<ul style="list-style-type: none">- Anti-fish functionality- Noise reduction and improved air extraction	<ul style="list-style-type: none">- Odour reduction >90%- Anti-fish functionality- Noise reduction up to 5 dB	<ul style="list-style-type: none">- 1 x set of Acoustic Filters for reduced noise levels- Suitable for NEFF venting hobs	<ul style="list-style-type: none">- >90% odour reduction- Noise reduction up to 5dB- >99% of pollen is neutralised



Ducting Kits/ Recirculation charcoal filters

				
MODEL	CDA CHA15	CDA AED560	CDA AED660	CDA AED510
Code	289702	289705	289707	289704
Description	Kitchen Cooker Hood Recirculation	Round Hose Ducting Kit	Round Hose Ducting Kit	Round Hose Ducting Kit
Additional Features	<ul style="list-style-type: none">- Charcoal filter to suit EVA60BL 288516	<ul style="list-style-type: none">- 125mm x 6m Flexible ducting kit- Ducting kit to suit EVA60BL 288516	<ul style="list-style-type: none">- 150mm x 6m Flexible ducting kit- Ducting kit to suit CCG60BL 288517	<ul style="list-style-type: none">- 125mm x 1m Flexible ducting kit- Ducting kit to suit EVA60BL 288516

		
MODEL	CDA AED610	CDA CHA37
Code	289706	289703
Description	Round Hose Ducting Kit	Kitchen Cooker Hood Recirculation
Additional Features	<ul style="list-style-type: none">- 150mm x 1m Flexible ducting kit- Ducting kit to suit CCG60BL 288517	<ul style="list-style-type: none">- Charcoal Filter to fit CCG60BL 288517- Pack of 2

Why Samsung Home Appliances

Advanced Performance

Highly innovative technology

AI & SmartThings

Seamless & effortless home experience

Flexible Design & Functions

Customisable features for evolving lifestyles

Durable & Energy Efficient Tech

Peace of mind, year after year

Dual Cook Flex™

Cook two different dishes at the same time. Perfect for the Sunday roast.

Save 25% on energy by using only the top half¹.

Flexible door allows you to access the whole oven or just the top half without losing heat².



1. 25.3% energy savings based on using only the top half of the oven. Internal testing on Series 5 NV7B5675LAK, upper vs. whole compartment for small cake baking at convection 165°C (IEC-60350).

2. Feature not as standard.

SmartThings

With SmartThings³, you can control thousands of smart home products from leading brands with your voice or just a touch of the screen.



AI Wash

AI Wash adjusts the water and detergent and the soaking, rinsing and spinning times. By analysing the amount of detergent used in the last 10 cycles, it can reduce detergent use up to 15%⁴.



SpaceMax™

Now you can get the best of both worlds with SpaceMax™. Thin walls mean more space for food storage on the inside, while the outside size stays the same.



Air Fry

Air Fry allows you to cook healthy, extra crispy food by using hot air circulation instead of deep frying.



AI Energy Mode

Reduce your energy use by up to 10%⁵ with AI Energy Mode⁶. In Custom Mode, if your estimated electricity bill exceeds your pre-set target it operates AI Energy Mode automatically.



5 Year Warranty

A lot can happen in 5 years⁷ and your Samsung Home Appliance will be with you for the journey for that extra peace of mind.



3. SmartThings app required, available on Android & iOS. Internet connection & Samsung account required.

4. Compared to a regular Samsung auto dispenser, which is set to dispense the recommended amount of detergent. Based on the continuous analysis of the amount of detergent used in the last 10 cycles. Actual results may vary depending on individual use.

5. Test results based comparing the factory setting temperature when using AI Energy mode and without using AI Energy mode. Results may vary based on usage conditions.

6. Available via SmartThings app on Android and iOS. A Wi-Fi connection and a Samsung account are required.

7. By redemption within 90 days of purchase. Available on selected Samsung appliances.

Dishwashers

Slimline 45cm

If you need to save space in your kitchen, the slimline is perfect – and you won’t lose any of the functionality or energy efficiency of a 60cm.








Standard 60cm

These dishwashers are ideal for a larger capacity. They have flexible racking and a number of specialist programmes that deliver great results.

45cm Dishwashers

					
MODEL	AEG FSE73507P	AEG FSX51407Z	Bosch SPV2HKX42G	NEFF S875HKX21G	Samsung DW50DG430B00EU
Code	231726	310736	302569	302573	302618
Description	45cm Slimline Dishwasher with cutlery drawer	45cm Slimline AirDry Intergrated Dishwasher - Stainless Steel	Series 2 45cm Fully-integrated dishwasher	N50 45cm Fully-Integrated Dishwasher Variable Hinge	Samsung Series 5 45cm Integrated Dishwasher with Auto Door
Programmes	7	5	5	7	6
Place Settings	10	9	10	10	9
Water Consumption	9.9L	9.9L	8.9L	8.9L	9L
Noise Level (dBA)	44	49	46	44	44
Energy Efficiency	D	F	E	E	D
Size	H 818 x W 446 x D 550mm Aperture: H 880 x W 450 x D 550mm	H 818 x W 446 x D 550mm	H 815 x W 448 x D 550mm	H 815 x W 448 x D 550mm	H 815 x W 450 x 550mm
Additional Features	<ul style="list-style-type: none">- Clean utensils of all shapes & sizes with the customizable MaxiFlex drawer- Beam on floor projects a red light onto the floor while the cycle is still in progress- Even closely stacked or larger dishes receive deep cleaning with SatelliteClean®- Tailor your dishwashing cycle effortlessly with QuickSelect- QuickLift adjust the basket height even when fully loaded- PerfectFit sliding hinge system	<ul style="list-style-type: none">- AirDry- 30 minute cycle option	<ul style="list-style-type: none">- ExtraDry: extra drying option for difficult-to-dry loads- Height Adjustable Top Basket: Offers extra space, especially for tall dishes- InfoLight: A red light on the floor indicates whether the dishwasher is switched on or off- Home Connect- Silence on demand: up to 30 min noise reduction at any time via the Home Connect App- 5 Year Warranty	<ul style="list-style-type: none">- Vario Hinge- Flex II Baskets for slimline dishwashers: for convenient loading- Info Light: A light projected onto the floor shows you that the dishwasher is in operation- Home Connect: Add your dishwasher to your home network and enjoy the infinite possibilities of connected services- 5 Year Warranty	<ul style="list-style-type: none">- Auto Open door- Express Wash (60 mins)- Info Light- Flexible Interior Space- Self Clean Wash- Delay start- Child lock- Fixed hinge- 2 Year Warranty

45cm Dishwashers 60cm Dishwashers

					
MODEL	Matrix MDI4011	AEG FSK73917Z	AEG FSE84607P	AEG FSE74747P	AEG FSK83828P
Code	275960	205977	239024	267197	239022
Description	45cm Integrated Dishwasher	60cm Dishwasher	60cm Dishwasher	60cm Dishwasher	60cm Dishwasher
Programmes	4	7	7	7	—
Place Settings	10	14	13	15	14
Water Consumption	11L	10.5L	10.5L	11L	11L
Noise Level (dBA)	49	44	44	44	44
Energy Efficiency	E	D	C	C	D
Size	H 820 x W 448 X D 550mm	H 818 x W 596 x D 550mm Aperture: H 880 x W 600 x D 550mm	H (min/max) 820/900 x W 600 x D 570mm	H 818 x W 596 x D 550mm	H 818 x W 596 x D 550mm
Additional Features	<ul style="list-style-type: none">- Half load- LED rinse aid indicator- LED salt indicator	<ul style="list-style-type: none">- Tailor cycle effortlessly with QuickSelect- GlassCare system securely holds stem glasses- AirDry delivers up to 3x better drying performance when compared to closed-door systems- PerfectFit Sliding Hinge system	<ul style="list-style-type: none">- SprayZone intensively cleans dishes within the dedicated zone- Deep cleaning with SatelliteClean®- Tailor your cycle effortlessly with QuickSelect- QuickLift adjust the basket height even when fully loaded- 3 x better drying, with AirDry- PerfectFit Sliding Hinge system	<ul style="list-style-type: none">- GlassCare system protects fragile glassware- MaxiFlex drawer- Deep cleaning with SatelliteClean®- Tailor your cycle effortlessly with QuickSelect- QuickLift adjust the basket height even when fully loaded- 3 x better drying, with AirDry- PerfectFit Sliding Hinge system	<ul style="list-style-type: none">- ComfortLift for easy loading and unloading- QuickSelect offers optimal control over the dishwasher- Impeccable dishwashing with SatelliteClean®. This spray arm has three-times better coverage than the standard

60cm Dishwashers




					
MODEL	AEG FSK32610Z	AEG FSX52927Z	AEG FSK76738P	Bosch SMH4HVX00G	Bosch SMV2HTX02G
Code	302701	302702	302700	302568	311646
Description	60cm AirDry Dishwasher	60cm AirDry Dishwasher	60cm QuickSelect Connected Dishwasher	Series 4 60cm Fully-Integrated Dishwasher Variable Hinge	Series 2 60cm Integrated Dishwasher
Programmes	5	5	7	6	5
Place Settings	13	14	14	14	13
Water Consumption	9.9L	10.5L	10.9L	9L	9L
Noise Level (dBA)	49	46	43	46	46
Energy Efficiency	E	E	A	D	E
Size	H 818 x W 596 x D 550mm Aperture: H 820-900 x W 600 x D 550mm	H 818 x W 596 x D 550mm Aperture: H 820-900 x W 600 x D 550mm	H 818 x W 596 x D 550mm Aperture: H 820-900 x W 600 x D 550mm	H 815 x W 598 x D 550 mm	H 815 x W 598 x D 550mm
Additional Features	<ul style="list-style-type: none">- 3x better drying performance with AirDry- Quick Cycle- PerfectFit Sliding Hinge system	<ul style="list-style-type: none">- 3x better drying performance with AirDry-AutoSense sensor- Quick Cycle- PerfectFit Sliding Hinge system	<ul style="list-style-type: none">- GlassCare with SoftGrips and SoftSpikes- MaxiFlex cutlery tray- QuickSelect controls with Ecometer and WiFi- SatelliteClean spray arm- PerfectFit Sliding Hinge system	<ul style="list-style-type: none">- Vario Hinge. Leaving no gaps even in kitchens with low plinth heights and high built-in solutions.- InfoLight: a red light on the floor indicates whether the dishwasher is switched on or off- VarioFlex-baskets and VarioDrawer: enhanced flexibility options with more space on all levels- Home Connect: home appliances with smart connectivity for an easier everyday life- 5 Year Warranty	<ul style="list-style-type: none">- Silence on demand: up to 30 min noise reduction at any time via the Home Connect App- InfoLight: a red light on the floor indicates whether the dishwasher is switched on or off- ExtraDry: extra drying option for difficult-to-dry loads- Home Connect: home appliances with smart connectivity for an easier everyday life- 5 Year Warranty




AEG ComfortLift Dishwashers

The ComfortLift feature allows you take the strain off your back. The bottom basket slides out and can be lifted with one click to a comfortable height to make loading and unloading easier.

60cm Dishwashers

					
MODEL	NEFF S187ZCX03G	NEFF S155ECX07G	NEFF S175HTX06G	Samsung DW60CG550B00EU	Samsung DW60BG830I00EU
Code	302572	302571	302570	302617	285185
Description	N70 60cm Fully-integrated dishwasher	N50 60cm Fully-integrated dishwasher	N50 60cm Fully-Integrated Dishwasher Variable Hinge	Series 7 Integrated Dishwasher with Auto Door & InfoLight	Series 11 60cm Integrated Dishwasher with Water Jet Clean
Programmes	7	7	6	7	9
Place Settings	14	14	13	14	14
Water Consumption	9L	9L	9L	10.5L	8L
Noise Level (dBA)	40	40	46	44	40 / 38 (with Quiet Wash)
Energy Efficiency	B	C	D	D	B
Size	H 815 x W 598 x D 550mm	H 815 x W 598 x D 550mm	H 815 x W 598 x D 550mm	H 815 x W 595 x D 550mm	H 815 x W 595 x D 552mm
Additional Features	<ul style="list-style-type: none">- Flex 2 Baskets: Flexible baskets, Rack Matic and Flex Cutlery Drawer offers easy loading solutions- TimeLight: The time remaining in the programme is projected onto the floor- Door Open Assist: Just push the door gently to open- Home Connect: Add your dishwasher to your home network and enjoy the infinite possibilities of connected services- Zeolith: Effective drying with natural minerals- 5 Year Warranty	<ul style="list-style-type: none">- Flex 2 Baskets: Flexible baskets, Rack Matic and Flex Cutlery Drawer offers easy loading solutions- TimeLight: The time remaining in the programme is projected onto the floor- Open Dry: Automatic door opening during the drying phase for even better drying results- Home Connect: Add your dishwasher to your home network and enjoy the infinite possibilities of connected services- 5 Year Warranty	<ul style="list-style-type: none">- Vario Hinge – Install your dishwasher almost anywhere- Info Light – A light projected onto the floor shows you that the dishwasher is in operation- Flex I Baskets – Foldable elements in the top and bottom baskets for practical loading- Home Connect – Add your dishwasher to your home network and enjoy the infinite possibilities of connected services- 5 Year Warranty	<ul style="list-style-type: none">- Auto Open door- Express Wash (60 mins)-Info Light- Flexible Interior Space- Self Clean Wash- Delay start-Child lock- Fixed hinge- 2 Year Warranty	<ul style="list-style-type: none">- Sliding Hinge- Water Jet Clean- Cutlery Tray- Autodoor with Info Light- Express Wash (60mins)- Eco Wash- Quiet Wash- Delicate Wash- Flexible Interior Space- SmartThings Enabled

	
MODEL	Matrix MDI6011
Code	275959
Description	60cm Integrated Dishwasher
Programmes	4
Place Settings	12
Water Consumption	12L
Noise Level (dBA)	49
Energy Efficiency	E
Size	H 820 x W 598 x D 550mm
Additional Features	<ul style="list-style-type: none">- Half load- LED rinse aid indicator- LED salt indicator



AEG



Discover
SaphirMatt

INTRODUCING SAPHIRMATT HOBS
UP TO 4X MORE SCRATCH
RESISTANT WITH ELEGANT
SAPHIRMATT GLASS*



Attractive matt scratch-resistant
and easy-to-clean surface.



Cuts reflected light by 80% for a
striking, minimalist statement.



SaphirMatt surface resists
fingerprints and stains.



SaphirMatt surface cuts
clean-up time in half.



Ask in store today for details.

*Based on external tests, compared to our standard hob surface without special treatment or coating.



Laundry

Integrated washing machines

We have a wide selection of integrated washing machines to suit your needs.



Washer dryers

These space-saving models are a standard built-in size, but they can still wash large loads and dry items up to 4kg.



Freestanding washing machines

Freestanding washing machines can give you design flexibility whilst increasing load capacity.

Integrated Washing Machines

					
MODEL	AEG LF7C8636BI	AEG LFX6G7434BI	Bosch WIW28302GB	NEFF W544BX2GB	CDA CI381
Code	205988	310738	292133	263629	275961
Description	Integrated 8kg Washing Machine	ProSense® Washing Machine - White	Series 6 Integrated 8kg Washing Machine	Integrated 8kg Washing Machine	Integrated 8kg Washing Machine
Programmes	15	14	14	14	16
Washer Load Capacity (kg)	8	7	8	8	8
Spin Speed	1600rpm	1400rpm	1400rpm	1400rpm	1400rpm
Noise Level (dBA)	70	69	66	Wash 41dB / Spin 66dB(A)	72
Energy Efficiency	B	B	C	C	A
Size	H 819 x W 596 x D 540mm	H 819 x W 596 x D 540mm	H 819 x W 596 x D 544mm	H 818 x W 596 x D 544mm	60cm
Additional Features	- ProSteam - Wool plus programme - Aqua Control - Child safety lock	ProSense	- ActiveWater Plus: For highly efficient use of water even with smaller loads - AllergyPlus	- Super Quick 15/30 programmes - Reload Function - TimeLight - EcoSilence drive with 10 year warranty - Special programmes	- Overflow protection - 15 minute quick wash - Delicates wash function - Safety key lock

Freestanding Washing Machines

				
MODEL	AEG LFR74944UD	Bosch WAN28259GB	Samsung WW11DG6B85LEU1	Samsung WW11DG6B85LBU1
Code	285254	302707	303636	303638
Description	Freestanding 9kg Washing Machine	Series 4 Washing machine, front loader 9kg	Series 6 Smart 11kg Washing Machine with Autodose	Series 6 Smart 11kg Washing Machine with Autodose
Programmes	11	14	24	24
Washer Load Capacity (kg)	9	9	11	11
Spin Speed	1400rpm	1400rpm	1400rpm	1400rpm
Noise Level (dBA)	75	72	72	72
Energy Efficiency	A	A	A	A
Size	H 847 x W 597 x D 660mm	H 845 x W 598 x D 590 mm	H 850 x W 600 x D 550mm	H 850 x W 600 x D 550mm
Additional Features	- Universal dose - Steam refresh - MixLoad 69 min programme - PreciseWash	- Speed Perfect: get the perfect clean in up to 65% less time - Iron Assist: reduce wrinkles up to 50% - Reload function - 5 Year Warranty	- Pairs with DV90T6240LE/S1 - ecobubble™ - AI Wash - AI Energy - Super Speed - Hygiene Steam - 15' Quick Wash - Drum Clean+	- Pairs with DV90T6240LB/S1 - ecobubble™ - AI Wash - AI Energy - Super Speed - Hygiene Steam - 15' Quick Wash - Drum Clean+

Integrated Washer Dryers

					
MODEL	AEG L7WC84636BI	AEG LX6WG74634BI	NEFF V6540X2GB	Samsung WD11DB7B85GWU1	CDA CI981
Code	205989	310739	234851	303641	293626
Description	Integrated 8kg Washer Dryer	Condenser Washer Dryer - White	Integrated 7kg Washer Dryer	Series 7 Smart 11kg Washer Dryer	8+6kg Integrated Washer Dryer
Programmes	14	15	17	25	16
Washer Load Capacity (kg)	8	7 / 4	7	11	8
Dryer Load Capacity (kg)	4		4	6	6
Spin Speed	1600rpm	1600rpm	1400rpm	1400rpm	1400rpm
Noise Level (dBA)	70	70	72	72	76
Energy Efficiency	B / D	D	E / E	D / A	B / E
Size	H 819 x W 596 x D 540mm	H 819 x W 596 x D 540	H 820 x W 595 x D 560mm	H 850 x W 600 x D 550mm	60cm
Additional Features	- DualSense technology - ProSense weighs the load and adjusts the cycle time		- LED display - 24hr Time Delay and remaining indicator - Aquastop complete water protection	- Spacemax™ - Ecobubble™ - AutoDose - AI wash - Super speed (39 mins) - 15 min Quick Wash - Hygeine Steam - Heat pump	- 15 minute quick wash - Delicates setting - Intensive wash function - Allergy safe function - Condensing dryer

Freestanding Washer Dryers

					
MODEL	AEG LWR7485M4U	AEG LWR7416U6UD	Bosch WNG25401GB	Bosch WNA134U8GB	Samsung WD11DG5B15BEEU
Code	285255	302691	303144	292134	303640
Description	Freestanding 8kg Washer Dryer	Freestanding Anthracite 10/6kg Washer Dryer	Series 6 Washer dryer 10.5/6kg 1400 rpm	Series 4 Freestanding 8kg / 5kg Washer Dryer	Series 5 Smart 11KG Washer Dryer
Programmes	12	12	14	13	20
Washer Load Capacity (kg)	8	10	10.5	8	11
Dryer Load Capacity (kg)	5	6	6	5	6
Spin Speed	1400rpm	1600rpm	1400rpm	1400rpm	1400rpm
Noise Level (dBA)	76 dB	76	70	70	72
Energy Efficiency	D/A	A / D	D	E / C	D / A
Size	H 847 x W 597 x D 660mm	H 847 x W 597 x D 631mm	H 848 x W 598 x D 590 mm	H 848 x W 598 x D 590mm	H 850 x W 600 x D 550mm
Additional Features	- UniversalDose - Steam Refresh - MixLoad - SpecialCare - PreciseLoad	- Steam Refresh - Wash-to-Dry, even for wool and delicates - Connect to AEG app - PreciseLoad adapts energy and water usage to load size	- Energy Class A - Wash & Dry 60 - AntiStain - Iron Assist	- Iron Assist - AutoDry: automatically dries to your preferred level of dryness - Wash & Dry 60	- Spacemax™ - Ecobubble™ - SmartThings connectivity - AI wash - 15 Min Quick wash - Hygeine Steam - Heat pump

Tumble Dryers

				
MODEL	AEG TR849P4B	Bosch WTH85223GB	Samsung DV90T6240LE/S1	Samsung DV90T6240LB/S1
Code	302692	302708	303637	303639
Description	Freestanding 9kg AbsoluteCare® Tumble Dryer	Series 4 Heat Pump Tumble Dryer 8KG	Series 7 Smart 9KG Heat Pump Tumble Dryer	Series 7 Smart 9KG Heat Pump Tumble Dryer
Programmes	8	9	20	20
Dryer Load Capacity (kg)	9	8	9	9
Noise Level (dBA)	64	65	63	63
Energy Efficiency	A+++	A++	A+++	A+++
Size	H 850 x W 596 x D 638	H 842 x W 598 x D 613 mm	H 850 x W 600 x D 600mm	H 850 x W 600 x D 600mm
Additional Features	- AbsoluteCare® heat pump technology - MixDry, dry cottons and synthetics with no sorting - Hygiene cycle removeds 99.9% of bacteria and viruses - Woolmark Blue certified	- Easy Clean with A++: efficient drying. Easy-to-clean condenser filter - Auto Dry: automatically senses when your preferred level is reached - Anti-Vibration Design: extremely stable vibration protection ensures a smooth operation - 5 year Warranty	- Pair with WW11DG6B85LEU1 - Heat Pump Technology - Reversible Door - Smart Control+ - Quick Dry - Optimal DryTM - Hygiene Care - 5 Year Warranty	- Pair with WW11DG6B85LBU1 - Heat Pump Technology - Reversible Door - Smart Control+ - Quick Dry - Optimal DryTM - Hygiene Care - 5 Year Warranty

Stacking Kits

			
MODEL	Samsung SKK-SSW	Samsung SKK-SSV	AEG A1WYHSK1
Code	285170	285171	232491
Description	Stacking Kit	Stacking Kit	Stacking Kit
Additional Features	- The stacking kit is the perfect match for any Samsung Series 6 Washing Machine and Heat Pump Tumble Dryers - Compatible with 272916 and 272917	- The stacking kit is the perfect match for any Samsung Series 6 Washing Machine and Heat Pump Tumble Dryers - Compatible with 285168 and 285169	- Create extra space in your laundry room with this stacking kit with including a sliding shelf - It safely enables you to install your tumble dryer on top of the washing machine without any fixings

Take your kitchen to the next level

Find out more about some of the latest technology in our appliances to help make your life easier in the kitchen, providing great results and saving energy.



Steam cooking

Adding steam creates a more intense heat and humidity to keep your food moist on the inside and crispy on the outside. Perfect for baking and roasts.
Available across AEG, Samsung and NEFF.

Pyrolytic cleaning

Save yourself time with a self cleaning oven. Pyrolytic technology allows the oven to reach up to 500°C, turning dirt and grease to ash. This effortless cleaning is perfect for busy homes.
Available across AEG, Samsung, NEFF and Bosch.



SenseBoil

No more boiling over saucepans. A sensor on the hob detects rising bubbles and automatically adjusts the temperature settings, reducing it to a controlled simmer.
SenseBoil is available on selected AEG hobs.

Steam Clean

Be kinder to your clothes that don't need a full wash, instead give them a steam refresh. This refreshes odours and reduces wrinkles, including delicates, in just 25 minutes. It also uses just 2L of water, compared to some cycles that can use up to 150L.
Available on selected AEG.



Fresher food

With precise temperature controls and two separate air flows being circulated around the fridge and freezer, your food can stay fresher for longer without drying out, helping to minimise your food waste.
Available across AEG and Samsung.

Air dry

Let your dishwasher dry your dishes in the most natural and energy efficient way. During the final stage of the cycle the door automatically opens a small amount, letting the steam out and allowing for air to circulate so that everything dries perfectly.
Available across AEG, Samsung and NEFF.



Cooling

Our wide range of cooling appliances includes different designs, benefits and features by market-leading brands Samsung, Bosch, NEFF, AEG, Electrolux and CDA.



Fridge Freezers

Choose a 50:50 or 70:30 split to suit your family’s lifestyle requirements. If you have a large family or entertain regularly, there’s also the option of one of our freestanding American fridge freezers.

Fridges

Our fridges can be integrated, which is ideal for smaller kitchens. These products have a variety of capacities to suit any kitchen size.



Freezers

We have a range of frost-free freezers, which will ensure that the appliances are as efficient as possible.

Wine coolers

Wine coolers are stylish and can be easily integrated under your work surface or within a kitchen island. Optimum storage ensures your wine tastes better for longer by protecting it from heat, light and humidity.





Integrated Fridge Freezers





MODEL	AEG TSC8M181CS	AEG OSC6T185ES	AEG OSC6N181ES	AEG SCE819E5TS
Code	303183	234612	284346	284347
Description	70:30 Integrated Fridge Freezer	50:50 Integrated Fridge Freezer	70:30 NoFrost Fridge Freezer	70:30 TwinTech NoFrost Fridge Freezer
Frost-Free	✓	✓	✓	✓
Shelves/Drawers	Fridge: 3/2 Freezer: 3	Fridge: 3/2 Freezer: 4	Fridge: 5/2 Freezer: 3	Fridge: 5/1 Freezer: 3
Capacity (litres)	Fridge: 192L Freezer: 61L	Fridge: 152L Freezer: 87L	Fridge: 195L Freezer: 62L	Fridge: 208L Freezer: 61L
Energy Efficiency	C	E	E	E
Size	H 1772 x W 546 x D 549mm	H 1772 x W 546 x D 549mm	H 1780 x W 546 x D 549mm	H 1884 x W 546 x D 549mm
Additional Features	- Cooling 360° for stable temperature and humidity - 70% recycled plastic in inner lining - GreenZone+ drawer preserves fruit and vegetables - TwinTech® No Frost - ExtraChill drawer	- TwinTech® No Frost - DynamicAir - Touch electronic controls - FlexiShelf	- TwinTech® No Frost - Internal Electronic Control - Frostmatic - LED lighting	- TwinTech® No Frost - MultiSpace - DynamicAir - CustomFlex®

MODEL	AEG NSC7G181DS	AEG NSC8M191DS	Bosch KIN86VSE0G	NEFF KI7862SE0G
Code	284348	284349	302703	302704
Description	70:30 TwinTech NoFrost Fridge Freezer	70:30 TwinTech NoFrost Fridge Freezer	Series 4 Built-In Fridge-Freezer with Freezer at Bottom Sliding Hinge	N50 built-in Fridge-Freezer with Freezer at bottom Sliding Hinge
Frost-Free	✓	✓	✓	✓
Shelves/Drawers	Fridge: 5/1 Freezer: 3	Fridge: 5/2 Freezer: 3	3 Shelves/2 Drawers Fridge & 3 Drawers Freezer	3 Shelves/2 Drawers Fridge & 3 Drawers Freezer
Capacity (litres)	Fridge: 194L Freezer: 62L	Fridge: 207L Freezer: 62L	184/76L	184/76L
Energy Efficiency	D	D	E	E
Size	H 1780 x W 546 x D 549mm	H 1884 x W 546 x D 549mm	H 1772 x W 541 x D 548mm	H 1772 x W 541 x D 548mm
Additional Features	- GreenZone - TwinTech® No Frost Plus - DynamicAir - Touch Control with Ecometer	- GreenZone+ - Ecometer - Flexishelf - ExtraChill drawer	- 60:40 Split - No Frost: never defrost again, - LED lighting: all your items in perfect view	- 60:40 Split - No Frost -Eco Air Flow – Even air circulation - Adjustable Glass Shelves

Integrated Fridge Freezers

		
MODEL	AEG OSC5S181ES	Matrix MFC701
Code	285241	275963
Description	Built In Fridge Freezer with SpaceMax™	70/30 Integrated Fridge Freezer
Shelves/Drawers	Fridge: 4/2 Freezer: 3	Fridge: 5 glass shelves, 2 salad crispers, 4 in door balconies Freezer: 3 storage compartments
Capacity (litres)	Fridge: 193L Freezer 74L	242L
Energy Efficiency	E	E
Size	H 1775 x W 540 x D 550mm	H 1772 x W 540 x D 540mm
Additional Features	- All Around Cooling - Optimal Fresh + - Power Cool/Freeze	- Interior light - 4 star freezer rating - Reversible doors





Integrated Fridges

				
MODEL	Bosch KUR21VFE0G	NEFF KI1811SE0G	NEFF KU1212FE0G	Samsung BRR29600EWW/EU
Code	292128	294518	289734	285239
Description	Series 4 Built Under Fridge	N30 Built-in Fridge Sliding Hinge	N50 Integrated Under Counter Fridge	Integrated One Door Fridge with SpaceMax™
Shelves/Drawers	3	6/2	3/1	5/2
Capacity (litres)	134L	310L	134L	289L
Energy Efficiency	E	E	E	E
Size	H 820 x W 598 x D 548mm	H 1772 x W 541 x D 548mm	H 820 x W 598 x D 548mm	H 1775 x W 540 x D 550mm
Additional Features	- Connectivity: Remotely monitor and control your fridge from your smartphone or tablet - Super Cooling function: cools new food placed inside faster, thus protecting already cooled food	- LED Light - Adjustable Glass Shelves – Height adjustable shelves create the space you need for inspiring dishes in your fridge - Our safety glass shelves happily shoulder generous loads of delicacies in your fridge - 5 Year Warranty	- Home Connect - LED Lighting: Bright light in the entire fridge - Super Cooling	- Spacemax - All around Cooling - No Frost - Power Cool - WiFi Embedded & SmartThings - AI Energy Mode - 5 Year Warranty





Integrated Fridges

				
MODEL	AEG SKE818E1DC	AEG SKK818E9ZC	AEG NSK6182EF	AEG OSK5088ES
Code	239079	231836	234618	310734
Description	DynamicAir Fridge	LongFresh MultiFlow Fridge	Under Counter Fridge	Integrated Fridge
Shelves/Drawers	6/1	5/3	3/1	3/1
Capacity (litres)	314L	212 / 86L	133L	142L
Energy Efficiency	E	E	E	E
Size	H 1780 x W 560 x D 550mm	Aperture: H 1780 x W 560 x D 550mm	Aperture: H 820 x W 600 x D 550mm	Aperture: H 873 x W 548 x D 549mm
Additional Features	- DynamicAir stable temperature technology - Coolmatic, Telescopic drawer, - Flexishelf - Softclose	- Noise level 37 dB(A) - Longfresh 0°C compartment - MultiFlow stabilising temperature and humidity - Clean air filter - Soft LED lighting	- Robust safety glass shelves - Noise level 37 dB(A) - OptiSpace innovative custom storage solutions	- OptiSpace

Integrated Freezers





				
MODEL	AEG ABK818E6NC	AEG OAB7N82EF	AEG OAB6182EF	Bosch GUN21VFE0G
Code	231839	231834	310735	292129
Description	No Frost Freezer	7000 series Under Counter Freezer	Integrated Freezer	Series 4 Built Under Integrated Freezer
Frost-Free	✓	✓		✓
Shelves/Drawers	5 Drawers, 2 Hinged Compartments	3 Drawers	3 Full Width	3 Drawers
Capacity (litres)	204L	86L	95L	85L
Energy Efficiency	E	E	E	E
Size	Aperture: H 1780 x W 560 x D 550mm	Aperture: H 820 x W 600 x D 550mm	Aperture: H 819 x W 596 x D 547	H 820 x W 598 x D 548mm
Additional Features	- Dual touch control allows precise settings for both fridge and freezer - Frostmatic freezes fresh foods quickly in order to better preserve all nutritional qualities	- Frostmatic freezes fresh foods quickly in order to better preserve all nutritional qualities - FastFreeze function activates the maximum freezing power	- FrostMatic Fast Freeze	- NoFrost: never defrost again, thanks to perfect protection from ice formation - that saves time and effort - Fresh Sense: always reliable temperature control

Integrated Freezers

				
MODEL	NEFF GI7812EE0G	NEFF GU7212FE0G	Samsung BRZ22600EWW/EU	Matrix MFU201
Code	289735	289736	285240	275964
Description	N90 Integrated Frost Free Freezer	N50 Built Under Integrated Freezer	Integrated One Door Freezer with SpaceMax™	Integrated 60cm Under Counter Larder Fridge
Frost-Free	✓	✓	✓	
Shelves/Drawers	7 Drawers	3 Drawers	2/5	3 glass shelves, 2 salad crispers, 2 in door balconies
Capacity (litres)	211L	85L	218L	135L
Energy Efficiency	E	E	E	E
Size	H 1772 x W 558 x D 545mm Aperture: H 1775 x W 560 x D 550mm	H 820 x W 598 x D 548mm	H 1775 x W 540 x D 550mm	60cm
Additional Features	- Fast Freeze Function - Home Connect - Frost free freezer - never manually defrost again	- No Frost – no more defrosting your freezer - Home Connect - Super Freezing	- Cool Select+™ - Power Freeze - WiFi Embedded & SmartThings - AI Energy Mode	- Interior light - Reversible door - Height adjustable feet





Built Under Fridge





Freestanding Fridge Freezers

				
MODEL	Bosch KFN96APEAG	Bosch KFN96VPEAG	Bosch KGN392LAF	Samsung RS67A8811B1/EU
Code	303141	303140	303139	289728
Description	Series 4 French Door Bottom Freezer, Multi Door Anti Fingerprint	Series 4 French Door Bottom Freezer, Multi Door Anti Fingerprint	Series 4 Free-Standing Fridge - Freezer With Freezer at Bottom Stainless Steel	American Style Fridge Freezer - Black Stainless
Frost-Free	✓	✓	✓	✓
Shelves/Drawers	4 Shelves/2 Drawers Fridge & 6 Drawers Freezer	4 Shelves/2 Drawers Fridge & 6 Drawers Freezer	4 Shelves/2 Drawers Fridge & 3 Drawers Freezer	Fridge: 4/2 Freezer: 4/2
Capacity (litres)	405/200L	405/200L	260/103L	634L
Energy Efficiency	E	E	A	E
Size	H 1830 x W 905 x D 731mm	H 1830 x W 905 x D 731 mm	H 2030 x W 600 x D 665mm	H 1780 x W 912 x D 716mm
Additional Features	- Keep food fresh for longer in extra-large climate-controlled fridge drawers - Multi Airflow: evenly circulates cool, fresh air - Home Connect - 5 Year Warranty	- LED lighting: all your items in perfect view - Intelligent Inverter Technology: ensuring stable temperature control and efficient performance - Home Connect - 5 Year warranty	- Keep food fresh for longer in extra-large climate-controlled fridge drawers - No Frost: never defrost again - Energy efficiency class A - Home Connect - 5 Year Warranty	- Plumbed Water & Ice Dispenser - Twin Cooling + - SpaceMax™ - Smart Conversion™ - 5 Year Warranty



Built Under Freezer

Freestanding Fridge Freezers

				
MODEL	Matrix MFU801	AEG RMB954E9VX	Bosch KFD96APEA	Bosch KFI96APEAG
Code	275965	236360	303143	303142
Description	Integrated 60cm Under Counter Larder Freezer	Side by Side Fridge Freezer - Stainless Steel	Series 6 French Door Bottom Freezer, Multi Door Anti Fingerprint	Series 6, French Door Bottom Freezer, Multi Door
Frost-Free		✓	✓	✓
Shelves/Drawers	3 storage compartments	3 shelves/2 drawers Fridge & 2 drawers Freezer	5 shelves/2 Drawers Fridge & 6 Drawers Freezer	5 shelves/2 Drawers Fridge & 6 Drawers Freezer
Capacity (litres)	95L	592L	375/199L	—
Energy Efficiency	E	E	E	E
Size	60cm	Depth: 746 mm Overall Height: 1782 mm Overall Width: 913 mm	H 1830 x W 905 x D 731mm	H 1830 x W 905 x D 731mm
Additional Features	- 4 star rating - Fast freeze function - Temperature warning light - Reversible door - Height adjustable feet	Connected to the My AEG Kitchen App TwinTech® No Frost fridge-freezer protects flavours in every ingredient	- Keep food fresh for longer in climate-controlled fridge drawers - Ice dispenser - Home Connect	- Keep food fresh for longer in climate-controlled fridge drawers - Ice dispenser: Mains water - Home Connect


				
MODEL	Samsung RS67A8811S9/EU	Samsung RH69DG893ES9EU	Samsung RF59C701ES9/EU	Samsung RS68A884CB1/EU
Code	289729	302619	289732	272919
Description	American Style Fridge Freezer - Stainless Steel	American Style Fridge Freezer with Beverage Center™	Multi Door Fridge Freezer - Stainless Steel	RS8000 American Style Fridge Freezer - C-Grade Energy
Frost-Free	✓	✓	✓	✓
Shelves/Drawers	Fridge: 4/2 Freezer: 4/2	Fridge: 4/2 Freezer: 4/2	Fridge: 5/2 Freezer: 4/2	Fridge: 4/2 Freezer: 4/2
Capacity (litres)	634L	645L	649L	635L
Energy Efficiency	E	E	E	C
Size	H 1780 x W 912 x D 716mm	H 1780 x W 912 x D 716mm	H 1779 x W 912 x D 723mm	H 1780 x W 912 x D 716mm
Additional Features	- Plumbed Water & Ice Dispenser - Twin Cooling + - SpaceMax™ - Smart Conversion™ - Power Cool/Freeze - 5 Year Warranty	- Plumbed Beverage Center™ & Dual Auto Ice Maker - Twin Cooling + - SpaceMax™ - Smart Conversion™ Zone - Wi-Fi Embedded & SmartThings - 5 Year Warranty	- Plumbed Water & Ice Dispenser - All Around Cooling - SpaceMax™ - Power Cool/Freeze - Wi-Fi Embedded & SmartThings - 5 Year Warranty	- Plumbed Water & Ice Dispenser - Save 43% Energy vs F Grade - Twin Cooling + - SpaceMax™ - Power Cool/Freeze - 5 Year Warranty

Freestanding Fridge Freezers

				
MODEL	Samsung RS68A884CSL/EU	Samsung RH69DG893ES9EU	Samsung RF24BB620ES9EU	Samsung RF24BB620EB1EU
Code	272920	302619	302620	302621
Description	RS8000 American Style Fridge Freezer - C-Grade Energy	American Style Fridge Freezer with Beverage CenterTM	French Style Fridge Freezer with Autofill Water Pitcher - Silver	French Style Fridge Freezer with Autofill Water Pitcher - Black
Frost-Free	✓	✓	✓	✓
Shelves/Drawers	Fridge: 4/2 Freezer: 4/2	Fridge: 4/2 Freezer: 4/2	Fridge: 4/2 Freezer: 0/2	Fridge: 4/2 Freezer: 0/2
Capacity (litres)	635L	645L	674L	674L
Energy Efficiency	C	E	E	E
Size	H 1780 x W 912 x D 716mm	H 1780 x W 912 x D 716mm	H 1778 x W 908 x D 730mm	H 1778 x W 908 x D 730mm
Additional Features	- Plumbed Water & Ice Dispenser - Save 43% Energy vs F Grade - Twin Cooling + - SpaceMax™ - Power Cool/Freeze - 5 Year Warranty	- Plumbed Beverage CenterTM & Dual Auto Ice Maker - Twin Cooling + - SpaceMaxTM - Smart ConversionTM Zone - Wi-Fi Embedded & SmartThings - 5 Year Warranty	- Plumbed Autofill Pitcher & Dual Auto Ice Maker - SpacemaxTM - Twin Cooling + - Wi-Fi Embedded & SmartThings - 5 Year Warranty	- Plumbed Autofill Pitcher & Dual Auto Ice Maker - SpacemaxTM - Twin Cooling + - Wi-Fi Embedded & SmartThings - 5 Year Warranty

				
MODEL	Samsung RB38C632ESA/EU	Samsung RL38C776ASR/EU	Samsung RS6HA8891SL/EU	Samsung RF65A967EB1/EU
Code	289733	302622	208202	289731
Description	Combi Water Dispenser Fridge Freezer - Metal Graphite	A Energy Grade Bespoke 2.03m Fridge Freezer with Twin Cooling Plus™	RS8000 Family Hub American Style Fridge Freezer	Multi Door Fridge Freezer - Black Stainless
Frost-Free	✓	✓	✓	✓
Shelves/Drawers	Fridge: 4/3 Freezer: 0/3	Fridge: 4/2 Freezer: 0/3	Fridge: 4/2 Freezer: 5/2	Fridge: 5/2 Freezer: 4/2
Capacity (litres)	386L	387L	614L	647L
Energy Efficiency	E	A	E	E
Size	H 2030 x W 595 x D 658mm	H 2030 x W 595 x D 658mm	H 1780 x W 912 x D 716mm	H 1825 x W 912 x D 723mm
Additional Features	- Non-Plumbed Water Dispenser - All Around Cooling - Optimal Fresh + - Humidity Fresh + - Wi-Fi Embedded & SmartThings - 5 Year Warranty	- Metal & Twin Cooling + - SpaceMaxTM - Cool Select + Zone - Wi-Fi Embedded & SmartThings - Power Cool & Freeze - 5 Year Warranty	- Family Hub™ - Plumbed Water & Ice Dispenser - Metal Twin Cooling + - Wi-Fi Embedded & SmartThings - 5 Year Warranty	- Plumbed Beverage Centre™ - Dual Auto Ice Maker - Metal Tripple Cooling - Wi-Fi Embedded & SmartThings - 5 Year Warranty

Wine Coolers

					
MODEL	AEG KWK884520T	AEG KWK884520M	CDA FWC153SS	CDA FWC304SS/3	CDA FWC304BL/3
Code	302696	231725	149392	148784	161384
Description	45cm Integrated Matt Black Wine Cellar	45cm Tall Integrated Wine Cooler	150mm Wine Cooler Stainless, Steel	300mm Wine Cooler Stainless, Steel	300mm Wine Cooler, Black
Storage capacity (no of 75cl bottles)	18	18	7	20	20
Temperature range	5 - 20°C	5 - 20°C	5 - 20°C	5 - 20°C	5 - 20°C
Electronic temperature control	✓	✓	✓	✓	✓
Touch control	✓	✓	✓	✓	✓
Energy Efficiency	F	F	G	G	G
Noise (dBA)	39	39	40	40	40
Dimensions	H 455 x W 596 x D 566mm	H 450 x W 560 x D 550mm	H 820-890 x W 148 x D 525mm	H 820-890 x W 295 x D 570mm	H 820-890 x W 295 x D 570mm
Additional features	- UV resistant glass door - Touch to open - Aligns with other AEG Matt Black appliances	Includes: temperature alarm, humidity control, UV glass protection and LED interior lighting	Includes: temperature alarm, humidity control, UV glass protection and LED interior lighting	Includes: temperature alarm, humidity control, UV glass protection and LED interior lighting	Includes: temperature alarm, humidity control, UV glass protection and LED interior lighting

					
MODEL	CDA FWC604SS/3	CDA FWC604BL/3	CDA Nancy Cotton	CDA Nancy Dark Skies	CDA Nancy Tea Rose
Code	161385	178452	299893	299894	299895
Description	600mm Wine Cooler, Stainless Steel	600mm Wine Cooler, Black			
Storage capacity (no of 75cl bottles)	45	45	13 wine bottles, 8 small cans	13 wine bottles, 8 small cans	13 wine bottles, 8 small cans
Temperature range	5 - 20°C	5 - 20°C	5 - 20°C	5 - 20°C	5 - 20°C
Electronic temperature control	✓	✓	LED temperature display	LED temperature display	LED temperature display
Touch control	✓	✓			
Energy Efficiency	G	G	G	G	G
Noise (dBA)	40	40	39	39	39
Dimensions	H 820-890 x W 595 x D 570mm	H 820-890 x W 595 x D 570mm	H 860 x W 360 x D 410mm	H 860 x W 360 x D 410mm	H 860 x W 360 x D 410mm
Additional features	Includes: temperature alarm, humidity control, UV glass protection and LED interior lighting	Includes: temperature alarm, humidity control, UV glass protection and LED interior lighting	Includes: 4 Metal shelves, 2 Glass shelves, Drawer, 13 Wine bottle storage, 8 Small cans storage, Wireless phone charger, LED lighting	Includes: 4 Metal shelves, 2 Glass shelves, Drawer, 13 Wine bottle storage, 8 Small cans storage, Wireless phone charger, LED lighting	Includes: 4 Metal shelves, 2 Glass shelves, Drawer, 13 Wine bottle storage, 8 Small cans storage, Wireless phone charger, LED lighting



Open to ANY KIND OF HEAT



Hob Hood Control

We love these moments that make us realise we are at home

Our Cooktop-based Hood Control is one of these homely details that create real cooking comfort. Address different steam levels as well as your hood's light via your hob. This allows you to keep your focus on the hob while you control the hood right where the steam originates. Simply connect your oven to your registered Home Connect account.

Guided Air Technology

Equally powerful steam extraction all over the cooktop regardless of the pans or pots' location.

Models: I98WMM1S7B / 302456
I88WMM1S7B / 302457
Image for illustration purposes only

RANGEMASTER™

Rangemaster is Britain's best loved range cooker brand, synonymous with design, innovation, performance, quality and reliability – making it the design-conscious consumer's brand of choice.



Why choose RANGEMASTER?

02 A community that loves to cook
When you choose Rangemaster, you'll discover a community of passionate people who love to cook! Sharing recipes and inspiring ideas, Rangemaster owners are dedicated to getting the best from their range cookers.

04 Great results, everytime
We know how important it is to have a range cooker you can rely on – so we test each and every part of our cookers until we're happy to put our name on them. After all, it's our quality we want you to trust.

01 Style and choice
We offer a wide range of styles, sizes and fuel types, making it easy to find the perfect Rangemaster for you. From classic to modern, 90cm to 110cm, and induction or dual fuel – we have all the right ingredients.

03 The right ingredients
Behind the beautiful exterior of every Rangemaster range cooker lies a heritage of innovation and development. Every detail is carefully designed to complement your lifestyle, with a variety of colours and styles you'll be proud to feature in your kitchen.

05 Built from experience
With nearly 200 years of manufacturing expertise, we take pride in our British heritage. Our range cookers sit at the heart of kitchens and communities nationwide and, just like generations of our customers, we've grown and evolved with the times.

Specialist features

Whatever style of cooking you prefer, Rangemaster cookers offer a unique choice of features to make your life easier, creating perfect results every time*.



INDUCTION HOB

Induction hobs remain a popular choice thanks to their energy efficiency, controllability and safety. Rangemaster's induction hob features low temperature settings which can be held for two hours - perfect for keeping food warm. There's also a bridging zone with two large cooking areas that can be used independently or together for griddles, fish kettles or a collection of pans. Along with power boost, pan detection and boil dry protection, we've also developed an induction compatible griddle.



LARGE OVEN CAPACITY

With a main oven of 80L the Rangemaster oven leads the way for size and performance. A rated across the board and fast pre-heating make Rangemaster ovens the largest and most efficient available.



GRIDDLE

Made from robust cast aluminium, the griddle plate sits snugly on top of the gas hob, when required. The flat plate is ideal for cooking bacon and French toast, while the grooved plate provides fat drainage, offering a healthier way to sear steaks, burgers and fish.



MAGNETIC PLINTH

To ensure the perfect fit, the new self-adjusting magnetic plinth can align by <40mm to complement all cabinetry, plinth and work surface heights.



DELUXE FLEXI-GRILL

New and improved, the Deluxe Flexi-Grill offers 4 adjustable height settings for complete flexibility when grilling alongside being positioned on smooth-action telescopic runners making it easier and safer to check on food.



MULTI-ZONE

Choose between two ceramic 1.1kW cooking zones or slot a durable non-stick griddle plate over the top to provide a healthy cooking surface.



MULTI-RING BURNER

Create authentic Asian cuisine on our Multi-ring burner, which can hold a specially designed wok cradle.



PROVING DRAWER

Our bread proving drawer is a unique feature to range cooking, enabling you to rest and rise your dough before baking.

* Not all features are included on every model. Please refer to product specifications.



Rangemaster Range Cookers

Infusion



	Infusion 90		Infusion 110	
	Electric	Dual Fuel	Electric	Dual Fuel
Fuel Type	Induction	Gas	Induction	Gas
Hob	Induction	Gas	Induction	Gas
Cast iron pan supports	-	✓	-	✓
Number of hob zones/gas burners	5	5	5	6
Multizone (2 ceramic zones and flat griddle)	-	-	-	-
Wok cradle	-	✓	-	✓
Cast aluminium griddle	-	✓	-	✓
Teppanyaki griddle	-	-	-	-
LPG conversion kits (hob)	✓	✓	✓	✓
Traditional grill pan	✓	✓	✓	✓
Glide out grill™	✓	✓	✓	✓
Deluxe glide out grill	-	-	-	-
Dual circuit variable grill	✓	-	-	-
2/3/6 button timer/programmable feature	✓	-	-	-
LH Oven Capacity	80	80	80	80
RH Oven Capacity	67	67	80	80
LH Oven Function	1	1	1	1
RH Oven Function	1	1	1	1
Handy rack	-	-	-	-
Telescopic shelf	-	-	-	-
Catalytic liners	-	-	-	-
Enamelled liners	✓	✓	✓	✓
4th cavity	-	-	✓	✓
Energy rating	A	A	A	A

Rangemaster Range Cookers

Infusion Classic



	Infusion Classic 90		Infusion Classic 110	
	Electric	Dual Fuel	Electric	Dual Fuel
Fuel Type	Induction	Gas	Induction	Gas
Hob	Induction	Gas	Induction	Gas
Cast iron pan supports	-	✓	-	✓
Number of hob zones/gas burners	5	5	5	6
Multizone (2 ceramic zones and flat griddle)	-	-	-	-
Wok cradle	-	✓	-	✓
Cast aluminium griddle	-	✓	-	✓
Teppanyaki griddle	-	-	-	-
LPG conversion kits (hob)	✓	✓	✓	✓
Traditional grill pan	✓	✓	✓	✓
Glide out grill™	✓	✓	✓	✓
Deluxe glide out grill	-	-	-	-
Dual circuit variable grill	-	-	-	-
2/3/6 button timer/programmable feature	-	-	-	-
Single oven capacity	80	80	80	80
Half oven capacity	67	67	80	80
Single oven capacity	1	1	1	1
Half oven capacity	1	1	1	1
Handy rack	-	-	-	-
Telescopic shelf	-	-	-	-
Pyrolytic liners	-	-	-	-
Enamelled liners	✓	✓	✓	✓
3rd cavity	-	-	✓	✓
Energy rating	A	A	A	A

Rangemaster Range Cookers

Estel Deluxe





	Estel Deluxe 90		Estel Deluxe 100		Estel Deluxe 110	
Fuel Type	Electric	Dual Fuel /Gas	Electric	Dual Fuel	Electric	Dual Fuel
Hob	Induction	Gas	Induction	Gas	Induction	Gas
Cast iron pan supports	-	✓	-	✓	-	✓
Number of hob zones/gas burners	5	5	5	5	5	7
Multizone (2 ceramic zones and flat griddle)	-	-	-	-	-	-
Wok cradle	-	✓	-	✓	-	✓
Cast aluminium griddle	✓	✓	✓	✓	✓	✓
Teppanyaki griddle	-	-	-	-	-	-
LPG conversion kits (hob)	✓	✓	✓	✓	✓	✓
Traditional grill pan	✓	✓	✓	✓	✓	✓
Glide out grill™	✓	✓	✓	✓	✓	✓
Deluxe glide out grill	-	-	-	-	-	-
Dual circuit variable grill	-	-	-	-	-	-
2/3/6 button timer/programmable feature	-	-	-	-	-	-
LH Oven Capacity	80	80	80	80	80	80
RH Oven Capacity	67	67	82	82	80	80
LH Oven Function	1	1	1	1	1	1
RH Oven Function	1	1	1	1	1	1
Handy rack	✓	✓	✓	✓	✓	✓
Telescopic shelf	-	-	-	-	-	-
Catalytic liners	✓	✓	✓	✓	✓	✓
Enamelled liners	✓	✓	✓	✓	✓	✓
4th cavity	-	-	-	-	✓	✓
Energy rating	A	A	A	A	A	A

Edge Deluxe



	Edge Deluxe 90		Edge Deluxe 100		Edge Deluxe 110	
Fuel Type	Electric	Dual Fuel	Electric	Dual Fuel	Electric	Dual Fuel
Hob	Induction	Gas	Induction	Gas	Induction	Gas
Cast iron pan supports	-	✓	-	✓	-	✓
Number of hob zones/gas burners	5	5	5	5	5	7
Multizone (2 ceramic zones and flat griddle)	-	-	-	-	-	-
Wok cradle	-	✓	-	✓	-	✓
Cast aluminium griddle	✓	✓	✓	✓	✓	✓
Teppanyaki griddle	-	-	-	-	-	-
LPG conversion kits (hob)	✓	✓	✓	✓	✓	✓
Traditional grill pan	✓	✓	✓	✓	✓	✓
Glide out grill™	✓	✓	✓	✓	✓	✓
Deluxe glide out grill	-	-	-	-	-	-
Dual circuit variable grill	-	-	-	-	-	-
2/3/6 button timer/programmable feature	-	-	-	-	-	-
LH Oven Capacity	80	80	80	80	80	80
RH Oven Capacity	67	67	82	82	80	80
LH Oven Function	1	1	1	1	1	1
RH Oven Function	1	1	1	1	1	1
Handy rack	-	-	-	-	-	-
Telescopic shelf	-	-	-	-	-	-
Catalytic liners	✓	✓	✓	✓	✓	✓
Enamelled liners	✓	✓	✓	✓	✓	✓
4th cavity	-	-	-	-	✓	✓
Energy rating	A	A	A	A	A	A

Rangemaster Hoods

				
Description	Hi-lite Hood 90cm	Hi-lite Hood 110cm	Classic Hood 90cm	Classic Hood 100cm
Family	Hi-Lite Hood	Hi-Lite Hood	Classic Hood with Rail	Classic Hood with Rail
Widths	900mm	1100mm	900mm	1000mm
Overall Height (Min - Max)	790mm - 1060mm	790mm - 1060mm	735mm - 1010mm	735mm - 1010mm
Number of Lamps	2 LED	3 LED	2 LED	2 LED
Lamp Power (Watts)	1	1	5	5
Control Type	Touch Control	Touch Control	Slider	Slider
Type of filter	Aluminium or Charcoal	Aluminium or Charcoal	Carbon	Carbon
No of Cassette Filters	3	4	3	3
Charcoal filter provided	Yes	Yes	Yes	Yes
No of Charcoal Filters	1	1	1	1
Maximum Noise Level dB(A)	67	67	72	72
Max Air Capacity m³/hr	610	610	480	480
Boost Setting	Boost	Boost	No Boost	No Boost
Air Capacity m³/hr	685	685	—	—
Boost Noise Level dB(A)	70	70	—	—

				
Description	Classic Hood 110cm	Rangemaster Hood 90cm	Rangemaster Hood 100cm	Rangemaster Hood 110cm
Family	Classic Hood with Rail	Canopy Hood	Canopy Hood	Canopy Hood
Widths	1100mm	900mm	1000mm	1100mm
Overall Height (Min - Max)	735mm - 1010mm	735mm - 1010mm	735mm - 1010mm	735mm - 1010mm
Number of Lamps	2 LED	2 LED	2 LED	2 LED
Lamp Power (Watts)	5	1	1	1
Control Type	Slider	Slider	Slider	Slider
Type of filter	Carbon	Aluminium or Charcoal	Aluminium or Charcoal	Aluminium or Charcoal
No of Cassette Filters	3	3	3	4
Charcoal filter provided	Yes	Yes	Yes	Yes
No of Charcoal Filters	1	2	2	2
Maximum Noise Level dB(A)	72	66	66	66
Max Air Capacity m³/hr	480	470	470	470
Boost Setting	No Boost	No Boost	No Boost	No Boost
Air Capacity m³/hr	—	—	—	—
Boost Noise Level dB(A)	—	—	—	—

Rangemaster Hoods

				
Description	Toledo Hood 90cm	Toledo Hood 100cm	Toledo Hood 110cm	Opal Hood 60cm
Code	145458	219781	145459	117346
Family	Toledo Hood	Toledo Hood	Toledo Hood	Opal Hood
Widths	900mm	1000mm	1100mm	600mm
Overall Height (Min - Max)	788mm - 993mm	788mm - 993mm	788mm - 993mm	835mm - 1020mm
Number of Lamps	2 LED	2 LED	2 LED	2 LED
Lamp Power (Watts)	1	1	1	1
Control Type	Push Button	Push Button	Push Button	Touch Control
Type of filter	Aluminium or Charcoal	Aluminium or Charcoal	Aluminium or Charcoal	Aluminium or Charcoal
No of Cassette Filters	3	3	3	3
Charcoal filter provided	Yes	Yes	Yes	Yes
No of Charcoal Filters	2	2	2	2
Maximum Noise Level dB(A)	67	67	67	67
Max Air Capacity m³/hr	600	600	600	605
Boost Setting	Boost	Boost	Boost	Boost
Air Capacity m³/hr	670	670	670	690
Boost Noise Level dB(A)	70	70	70	70

			
Description	Opal Hood 90cm	Opal Hood 100cm	Elite Hood 110cm
Code	117347 117348	117344 117345	144479
Family	Opal Hood	Opal Hood	Elite Hood
Widths	900mm	1000mm	1100mm
Overall Height (Min - Max)	835mm - 1020mm	835mm - 1020mm	810mm - 1100mm
Number of Lamps	2 LED	2 LED	2 LED
Lamp Power (Watts)	1	1	1
Control Type	Touch Control	Touch Control	Push Button
Type of filter	Aluminium or Charcoal	Aluminium or Charcoal	Aluminium or Charcoal
No of Cassette Filters	3	3	4
Charcoal filter provided	Yes	Yes	Yes
No of Charcoal Filters	2	2	2
Maximum Noise Level dB(A)	67	67	67
Max Air Capacity m³/hr	605	605	610
Boost Setting	Boost	Boost	Boost
Air Capacity m³/hr	690	690	685
Boost Noise Level dB(A)	70	70	70

Unlock a Wickes kitchen

Check out our easy to follow recipes that showcase some of the best AEG appliances and kitchen features, helping to take your cooking to the next level.



Scan this QR for a quick link or visit [wickes.co.uk/unlock-a-wickes-kitchen](https://www.wickes.co.uk/unlock-a-wickes-kitchen)



Perfectly fluffy egg fried rice and crispy spring rolls



Succulent roast lamb with parmentier potatoes



Sizzling steak on an induction hob with built in extractor



See our oven with built-in food sensor in action. Perfectly cooked meat every time



Cook in half the time with a combi microwave oven



Discover our top tip for serving those delicious pancakes all at once



Each Leisure range cooker is prepared with methodical care, seasoned with thoughtfully selected, refined technologies and garnished with both rustic and modern designs.







	Cookmaster	Anthracite: 311181	Anthracite: 311182		Anthracite: 311183	Anthracite: 311180
		Black: 119661	Black: 119657	Black: 119664		
Details	Cooker Fuel	Electric	Dual Fuel	Gas	Electric	Dual Fuel
Hob Features	Pan support type	Ceramic glass	Cast Iron	Cast Iron	Ceramic glass	Cast Iron
	Ignition	-	Mains push button	Mains push button	-	Mains push button
Burners/ Heating zones	No. Of Burners/Heating zones	5	5	5	5	7
	Wok burner	-	✓	✓	-	✓
Timer	Type	Programmable LED Timer and clock	Programmable LED Timer and clock	LED Timer and clock	Programmable LED Timer and clock	Programmable LED Timer and clock
Top Left Cavity	Function	Grill	Grill	Grill	Grill	Grill
	Telescopic runner system	✓	✓	✓	-	✓
Bottom Left Cavity	Oven type	Fan	Fan	Conventional	Fan	Fan
	Volume (litre)	63L	63L	63L	63L	63L
	Energy Rating	A	A	A+	A	A
	Oven temp range	80-240°C	80-240°C	Gas mark 1 - 9	80-240°C	80-240°C
	Removable inner door glass	✓	✓	✓	✓	✓
	Catalytic liners on side walls	✓	✓	✓	✓	✓
Top Right Cavity	Telescopic runner system	✓	✓	✓	Shelf pos 2	Shelf pos 2
	Oven type	Fan	Fan	Fan	Conventional	Conventional
	Volume (litre)	79L	79L	79L	65L	65L
	Energy Rating	A	A	A	A	A
	Oven temp range	80-240°C	80-240°C	80-240°C	80-240°C	80-240°C
	Removable inner door glass	✓	✓	✓	✓	✓
Bottom Right Cavity	Catalytic liners on side walls	✓	✓	✓	✓	✓
	Function	n/a	n/a	n/a	Storage	Storage
Accessories included	Number of shelves	6	6	6	5	5
	Grill Pan set	✓	✓	✓	✓	✓
	Grill Pan handle	✓	✓	✓	✓	✓
Dimensions & Weights	Net Weight (kg)	87.2	90.1	92.4	91.2	99.6
	Gross Weight (kg)	97	100	102	102.2	108.4
	W x H X D (mm)	900 x 900 x 600	900 x 900 x 600	900 x 900 x 600	1000 x 900 x 600	1000 x 900 x 600
Installation	Adjustable feet for levelling	✓	✓	✓	✓	✓
	Minimum Fuse Protection	40A	32A	13A	40A	32A
	LPG conversion kit available	n/a	✓	-	-	✓
	Flame Safety Device (FSD) (Gas + DF only)	n/a	✓	✓	-	✓
Energy rating		A/A	A/A	A+/A	A/A	A/A

Leisure Range Cookers



		Stainless Steel: 119655	Stainless Steel: 119653	Stainless Steel: 285043	Stainless Steel: 117354	Stainless Steel: 285042
Details	Cooker Fuel	Electric	Dual Fuel	Electric	Dual Fuel	Electric
	Colours	Stainless Steel, Black	Stainless Steel, Black	Stainless Steel	Stainless Steel, Black	Stainless Steel
Hob Features	Dedicated hob top griddle	-	✓	-	✓	-
	Pan support type	Ceramic Glass	Cast Iron	Ceramic Glass	Cast Iron	Ceramic Glass
	Ignition	-	Automatic	-	Automatic	-
Burners/ Heating zones	No. Of Burners/Heating zones	5	5	5	5+1	5
	Wok burner	-	✓	-	✓	-
Timer	Type	Programmable LED Timer and clock	Programmable LED Timer and clock	Programmable LED Timer and clock	Programmable LED Timer and clock	Programmable LED Timer and clock
Top Left Cavity	Type	Conventional Oven + Grill	Conventional Oven + Grill	Grill	Grill	Grill
	Removable Door Glass	✓	✓	✓	✓	✓
	Telescopic runner system	✓	✓	-	✓	-
Bottom Left Cavity	Energy Rating	A	A	A	A	A
	Oven type	Fan	Fan	Fan	Fan	Fan
	Volume (litre)	63L	63L	63L	63L	63L
	Energy Rating	A	A	A	A	A
	Oven temp range	80-240°C	80-240°C	80-240°C	80-240°C	80-240°C
	Removable inner door glass	✓	✓	✓	✓	✓
	Catalytic liners on side walls	✓	✓	✓	✓	✓
Top Right Cavity	Telescopic runner system	✓	✓	Shelf pos 2	Shelf pos 2	Shelf pos 2
	Oven type	Fan	Fan	n/a	Conventional with slow cook	Conventional with slow cook
	Volume (litre)	79L	79L	n/a	33L	33L
	Energy Rating	A	A	n/a	A	A
	Oven temp range	80-240°C	80-240°C	n/a	50-240°C	50-240°C
Bottom Right Cavity	Removable inner door glass	✓	✓	n/a	✓	✓
	Oven type	n/a	n/a	Fan	Conventional	Conventional
	Volume (litre)	n/a	n/a	79L	65L	65L
	Energy Rating	n/a	n/a	A	A	A
	Oven temp range	n/a	n/a	80-240°C	80-240°C	80-240°C
	Removable inner door glass	n/a	n/a	✓	✓	✓
Accessories included	Catalytic liners on side walls	n/a	n/a	n/a	✓	✓
	Number of shelves	6	6	5	6	6
	Grill Pan set	✓	✓	✓	✓	✓
Dimensions & Weights	Grill Pan handle	✓	✓	✓	✓	✓
	Net Weight (kg)	90.9	99.6	87.0	99.6	98.9
	Gross Weight (kg)	103	108.4	102.4	108.4	109
Installation	W x H X D (mm)	900 x 900 x 600	900 x 900 x 600	1000 x 900 x 600	1000 x 900 x 600	1000 x 900 x 600
	Adjustable feet for levelling	✓	✓	✓	✓	✓
Energy rating	LPG conversion kit available	n/a	✓	n/a	✓	n/a
		A/A/A	A/A/A	A/A/A	A/A/A	A/A/A

Leisure Hoods

				
Model	H92PX	H92PK	H102PX	H102PK
Code	104080	104081	104078	104079
Hood Style	Chimney Hood	Chimney Hood	Chimney Hood	Chimney Hood
Recirculation Filter Included	Yes	Yes	Yes	Yes
Control	Simple Push Button Controls	Simple Push Button Controls	Simple Push Button Controls	Simple Push Button Controls
Dishwasher Safe Grease Filter	Yes	Yes	Yes	Yes
Number of Grease Filters	3	3	3	3
Number of Speeds	3	3	3	3
Illumination	2 x 1.5W LED Lights	2 x 1.5W LED Lights	2 x 1.5W LED Lights	2 x 1.5W LED Lights
Extraction Capacity (m³/h)	190-325-590	190-325-590	190-325-590	190-325-590
Total Power Consumption (W)	216	216	216	216
Noise Level (dBA)	47-63-70	47-63-70	47-63-70	47-63-70
Overall Energy Efficiency Class	C	C	C	C
Fluid Dynamics (Motor) Efficiency Class	D	D	D	D
Lighting (Lamp) Efficiency Class	A	A	A	A
Grease Filtering Efficiency Class	C	C	C	C
Average Energy Consumption of the Hood per Year	94.3	94.3	94.3	94.3
Width (cm)	90	90	100	100
Colour	Stainless Steel	Black	Stainless Steel	Black

Notes

[illegible]

Notes

[illegible]


Energy efficiency rating for appliances

What's Changed?

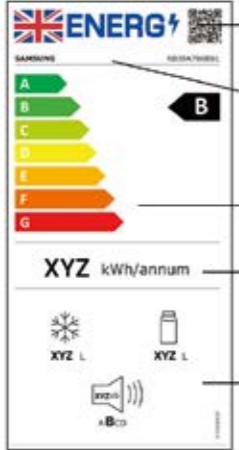
- With a high demand for energy efficient appliances, brands began breaking through the previously set standards – finding more ways for products to improve efficiency. In 2010, the grading system expanded, introducing ratings of A+, A++ and even A+++.
- These new ratings blurred the lines between gradings and made it harder for buyers to assess an appliances' true energy efficiency.
- Today's scale has been reverted to a simpler system, with appliances awarded a rating between A and G.
- This means some products that previously rated highly, falling within the A+ categories, have shifted down the scale. This does not mean they have decreased in efficiency.
- This new, simpler scale makes it easier for buyers to detect energy efficiency. It also encourages brands to produce products that are even more energy efficient. You can now find the latest energy rating labels on all new appliances and bulbs.

How to recognise a rescaled product

Current energy label



New energy label



- QR code
- EU v Union Flag
- Energy Scale - Old v New
- More visible Energy Consumption kWh
- Icons & information specific to Product Type

What do we mean by energy efficient?

If an appliance is deemed energy efficient, it operates effectively using less energy. An energy-efficient appliance saves you money and helps you live sustainably.

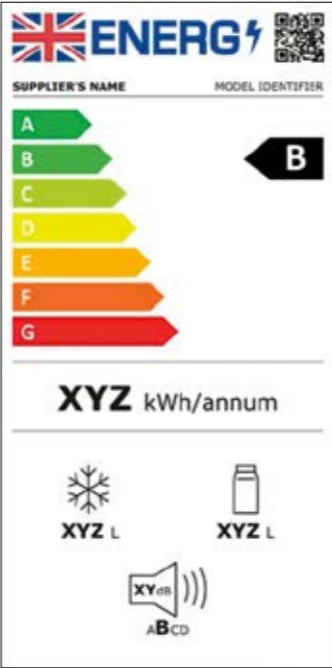
The formula to calculate energy efficiency considers how much power an appliance uses and produces. This means we look for the product that uses the least energy to provide the right amount of power.

Which product categories are changing?

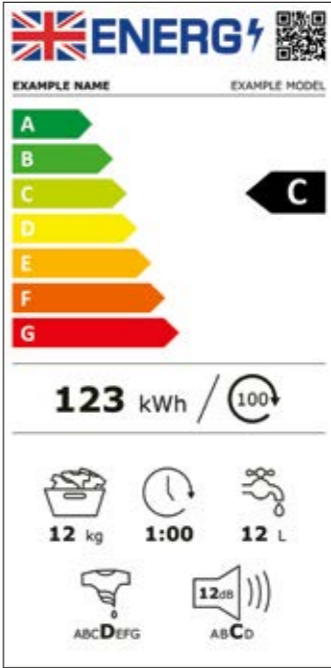
Fridges/Freezers, Washing Machines, Washer-Dryers, Dishwashers and Wine Coolers are now on the new rating system.

Changes to further product categories will occur in 2026, this will include Tumble Dryers, Range Cookers , Ovens and Hoods.

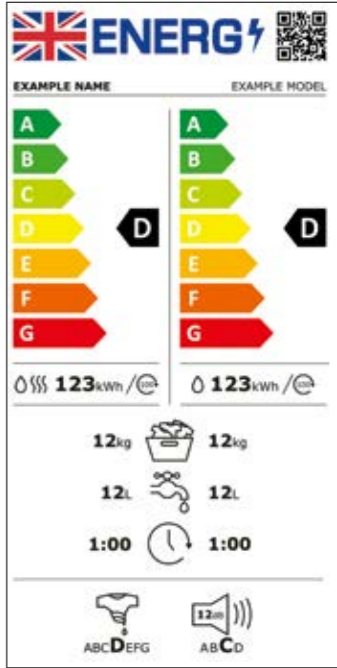
Fridges/Freezers



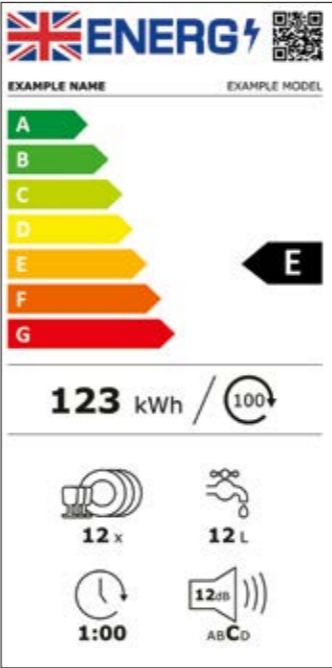
Washing Machines



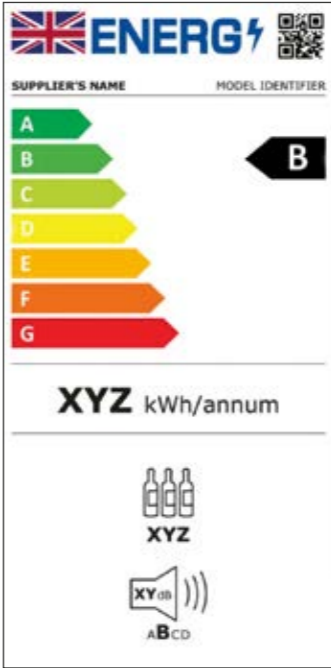
Washer-Dryers



Dishwashers



Wine Coolers





Get in touch

For more ideas, inspiration and to stay up to date on our latest kitchen offers, follow us on Pinterest, Instagram, Facebook and TikTok and sign up to our emails at wickes.co.uk



Visit www.sblimited.net or call 014844 22740

Sb distributors Limited, UNIT 14B Bealey Industrial Estate, Radcliffe, Greater Manchester, M26 2BD

SB DISTRIBUTORS take every care to ensure that the product design, descriptions, specifications and techniques of constructing our products are accurate at the date of printing. We constantly strive to improve our products and this may result from time to time in changes to our ranges. Please check that design, descriptions, specifications and techniques of construction described in this brochure are still valid at the time of purchase. Colours in this Brochure are as accurate as the print process will allow. © SB DISTRIBUTORS Building Supplies Limited 2024. All rights reserved. No part of this publication may be produced or transmitted in any form or by any means electronic, mechanical, photocopying, recordings or otherwise or stored in any retrieval system of any nature without the written permission of the copyright holder and the publisher.

310909 Printed November 2024

