



SPORTS ANALYTICS MASTERCLASS

PLACEMENT

Congratulations



HARSH PATANKAR

Hired at Sportz Interactive
As a Data Tagging Analyst



PROFESSIONAL
CERTIFICATE PROGRAM IN

SPORTS ANALYTICS



A 6-month industry-driven Sports Analytics Program designed by Grow Sports to transform beginners into job-ready analysts through hands-on projects, live match analysis, performance analytics, and AI-powered sports intelligence tools.



WHY SPORTS ANALYTICS ?

- The global sports analytics market is projected to cross multi-billion dollar growth in the coming years
 - Sports analytics roles are growing across cricket, football, basketball, kabaddi, and esports industries
 - Professional teams now use data for team selection, player tracking, injury prevention, and match strategy
-



ABOUT GROWSPORTS

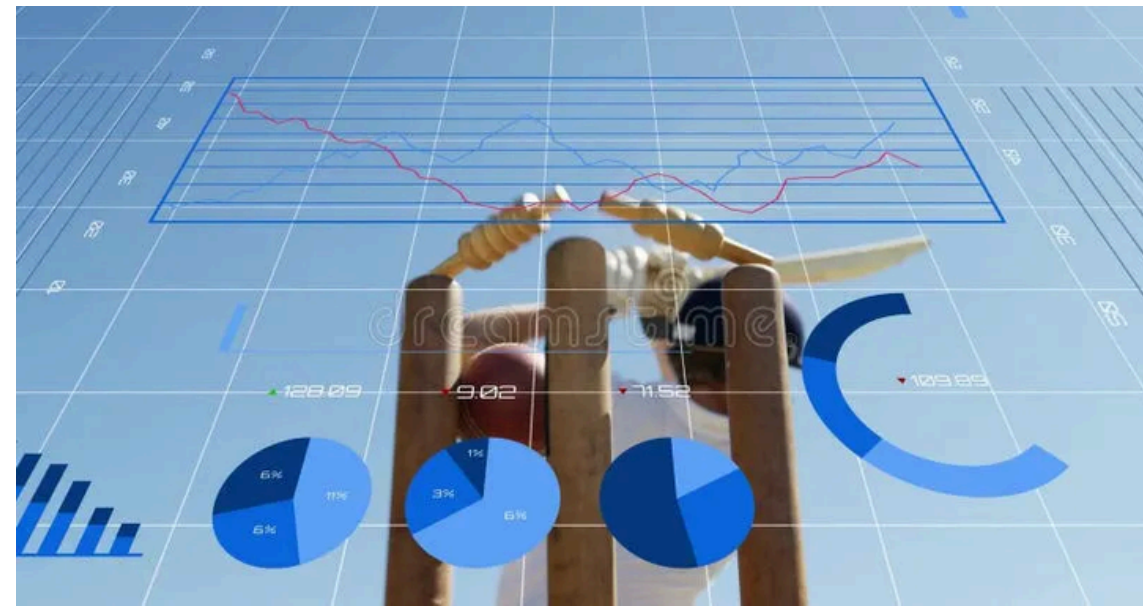
GrowSports is a tech-driven sports education and analytics platform dedicated to building the next generation of sports professionals.

We provide industry-focused programs in Sports Analytics, Cricket Analytics, Football Analytics, Sports Management, and Sports Operations with a strong emphasis on practical learning, live projects, and real-world industry exposure.

Our mission is to help students develop job-ready skills, gain hands-on experience, and create successful careers in the rapidly growing global sports industry.

WHAT YOU WILL LEARN INSIDE THE COURSE

1



INTRODUCTION TO CRICKET ANALYTICS

Objective: To transform thinking from intuition-based understanding to data-driven reasoning

- Evolution from intuition → T20 → data-driven cricket
- Understand what is analysed & how insights are generated
- Learn how analytics supports real match decisions (with context)

2

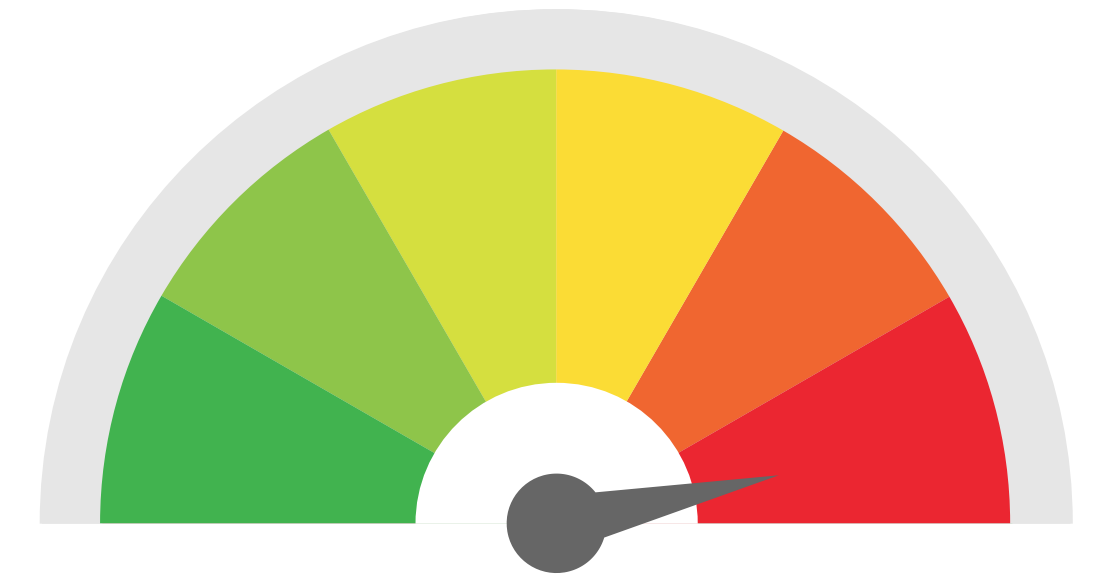


CRICKET DATA FUNDAMENTALS

Objective: Understand how cricket data is structured, collected and prepared for analysis

- What constitutes cricket data (ball-by-ball, match, player)
- How data is organised and structured for analysis
- Importance of clean, reliable data for insights

3



KEY METRICS IN CRICKET

Objective: Learn key performance indicators in cricket

- Batting Metrics: Strike rate, batting average, runs scored, boundary %, dot ball %
- Bowling Metrics: Wickets taken, economy rate, bowling average, bowling strike rate, dot ball %
- Game Control Metrics: Control %, false shot %, pressure-building deliveries

WHAT YOU WILL LEARN INSIDE THE COURSE

4



EXCEL FOR CRICKET ANALYTICS

Objective: Learn how to use Excel to clean, analyse and explore cricket data

- Perform data cleaning & structuring (filters, sorting, formatting)
- Calculate basic metrics (SR, average, economy) using formulas
- Use Pivot Tables & charts to generate insights from data
- Case Study

5




SQL FOR CRICKET DATA

Objective: Learn how to query and analyse large-scale cricket data using SQL

- Extract and filter data using SELECT, WHERE, GROUP BY
- Perform aggregations to compute metrics (runs, SR, economy)
- Combine datasets using joins to generate deeper insights

6



PYTHON BASICS FOR CRICKET ANALYTICS

Objective: Learn Python fundamentals for cricket analytics

- Introduction to Python: Variables, data types, loops & functions
- Data Handling: Working with datasets using Pandas & NumPy
- Data Cleaning: Handling missing values & preparing match data

WHAT YOU WILL LEARN INSIDE THE COURSE

7



BATTING ANALYSIS

Objective: Analyse batting performance using key metrics, context and match situations

- Classify batsmen by their style of play
- Batting against spin vs pace, phases of play, innings
- Best batting performances using MCDM method
- Case Study

8



BOWLING ANALYSIS

Objective: Analyse bowling performance using key metrics, context and match situations

- Classification of bowlers (economical, wicket-takers)
- Bowling against LHB-RHB, phases of play, innings
- Best bowling performances using MCDM method
- Case Study

9



VENUE & TOSS ANALYSIS

Objective: Analyse the impact of venue conditions and toss decisions on match outcomes

- Analyse venue trends (scoring patterns, pitch behavior)
- Evaluate toss impact on match outcomes (bat vs bowl first)
- Understand how conditions influence strategy and decisions

WHAT YOU WILL LEARN INSIDE THE COURSE

10

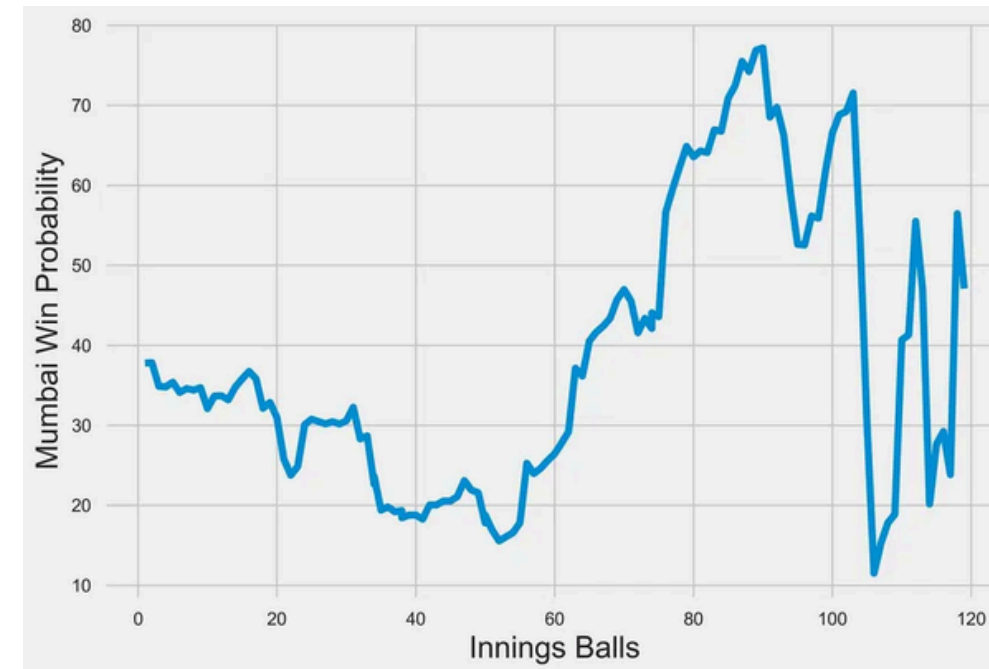


SCOUTING / AUCTION ANALYSIS

Objective: Identify and evaluate players for team selection using data-driven insights

- What is Scouting / Auction strategy ?
- Identifying weaknesses in teams
- Filling the gaps with particular players with a certain objective in mind
- Case Study

11




WIN PROBABILITY MODEL

Objective: Understand how to estimate and interpret win probability during a cricket match

- Identify key factors (runs required, balls left, wickets in hand)
- Track how probability changes dynamically across match situations
- Use insights to evaluate decisions and game momentum

12



PERFORMANCE & VIDEO ANALYSIS

Objective: Analyse player performance using data and video to generate actionable insights

- Combine statistical data with video analysis for deeper understanding
- Identify technical patterns, strengths and weaknesses
- Use insights to improve performance and inform strategy

WHAT YOU WILL LEARN INSIDE THE COURSE

13



INTRODUCTION TO DATA VISUALISATION

Objective: Understand how to present cricket data effectively using visualisations

- Choose the right charts to represent different types of data
- Design clear and meaningful visuals for insights
- Communicate findings effectively through dashboards and visuals

14



TABLEAU FOR CRICKET VISUALISATIONS

Objective: Learn how to build interactive dashboards to visualise and analyse cricket data

- Create charts and dashboards using Tableau
- Connect and work with cricket datasets
- Build interactive visuals for deeper insights
- Case Study

15



LOOKER STUDIO + REPORTING

Objective: Learn how to create automated, shareable reports using Looker Studio

- Connect and visualize cricket data sources
- Build interactive dashboards and reports
- Automate and share insightful reports
- Case Study

WHAT YOU WILL LEARN INSIDE THE COURSE

16



INTRODUCTION TO AI IN SPORTS ANALYTICS

Objective: Understand how AI is used to enhance analysis, predictions and decision-making in sports

- Explore applications of AI in performance analysis and strategy
- Understand how AI helps in pattern recognition and insights from large data
- See how AI supports data-driven decisions in real scenarios

17



MACHINE LEARNING FOR CRICKET

Objective: Understand how machine learning models are used to analyse patterns and make predictions in cricket

- Learn how ML identifies patterns from large cricket datasets
- Explore applications like player performance and match outcome prediction
- Understand how models support data-driven strategy and decision-making
- Case Study

18



AI APPLICATIONS IN CRICKET

Objective: Explore how AI is applied to enhance analysis, performance and decision-making in cricket

- Use AI for player performance analysis and strategy optimisation
- Apply AI in video analysis and pattern recognition
- Leverage AI for real-time insights and decision support

WHAT YOU WILL LEARN INSIDE THE COURSE

19

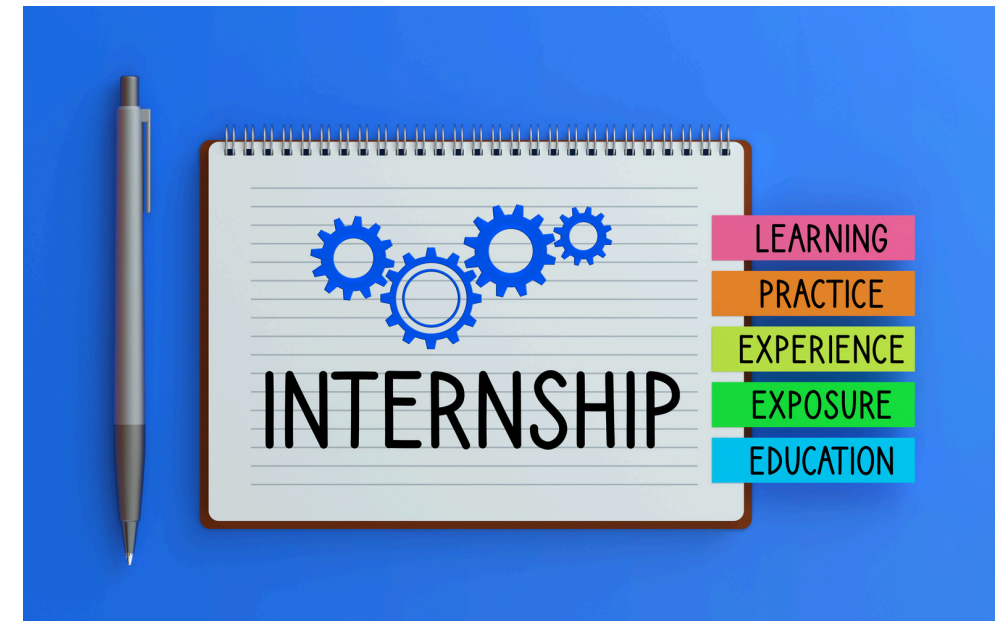


CAPSTONE PROJECT

Objective: Build a complete cricket analytics project by applying concepts to a real-world problem

- Define and solve a real-world problem (analysis, dashboard or app)
- Build an end-to-end solution (data → insights → output / product)
- Present a functional outcome with clear insights and impact

20



INTERNSHIP AT GROWSPORTS

Objective: 1 months Remote Internship at growsports

- Work on live projects
- build real dashboard on ipl, epl
- solve cricket problems and help team or organisation to win
- Get Job Ready guidance throughout the whole internship

21



PORTFOLIO + PLACEMENT PREPARATION

Objective: To showcase your skills and secure opportunities in cricket analytics


- Build a strong portfolio of projects and case studies
- Learn to present insights clearly in interviews and discussions
- Develop readiness for job applications, interviews and roles

LEARN | ANALYZE | GROW



PROGRAM FEATURES

Who this program is for




College Students: Final-year students preparing for analytics careers.



Fresh Graduates: Newly passed out students needing analytics-ready skills



Early Professionals: In ops, MIS, marketing, finance, or support roles, using Excel daily and seeking analytics transition.



Career Switchers: From sales, HR, banking, consulting—motivated to pivot into analytics with AI-driven tools.

Live Mentorship from Industry Experts

Internship & Research Opportunities

Career Guidance & Placement Support

Practical Assignments & Weekly Tasks

Certification After Successful Completion Course + Internship

TOOLS WE COVER



MENTORS



Aniket Manjunath

Cricket Analyst



Anand Kishore

Ai Expert | Co-Founder Growsports



Ashwin Murli

Cricket Analyst | Data Science & AI



Nilesh Pal

Football Analyst | Real Madrid

LEARNING PORTAL OVERVIEW

Ready to Start



Onboarding Session
Sports Analytics Masterclass

Welcome to Growsports Sports Analytics Masterclass

Presented By Anand Kishore

2026

Onboarding to Sports Analytics

Start your journey into the world of cricket analytics and performance intelligence. This...

0/1 lessons

30 min

Start Course



PYTHON
BASICS IN
SPORTS ANALYTICS

Ashwin Murli
Sports Analyst Mentor

Python Basics In Sports Analytics

Python is one of the most powerful and widely used programming languages in modern sports...

0/21 lessons

1308 min

Start Course



SPORTS ANALYTICS
MASTERCLASS

Vikram Suresh
Sports Analyst Mentor | CricViz Analyst

Advanced Sports Analytics...

Upgrade your analytical skills with advanced concepts used by professional sports analysts....

0/13 lessons

1128 min

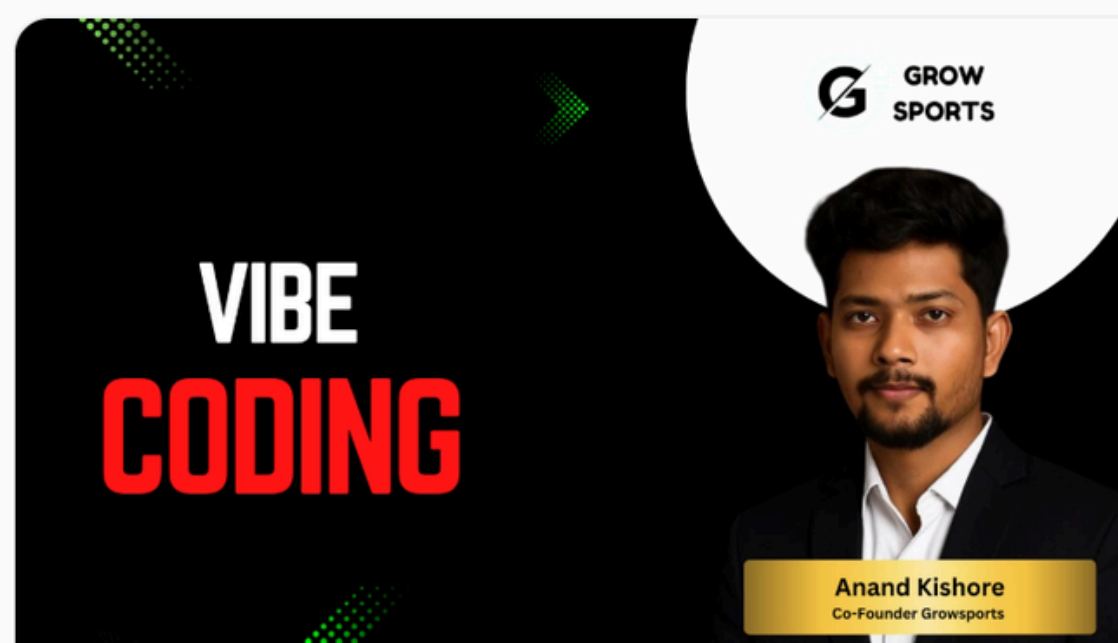
Start Course



BONUS
SPORTS ANALYTICS
MASTERCLASS

Saiprasad Kagne
Sports Analyst Mentor

Nilesh Pal
Football Performance Analyst



VIBE
CODING

Anand Kishore
Co-Founder Growsports



SQL

Ashwin Murli
Sports Analyst Mentor | Growsports

CERTIFICATES

INTERNSHIP



COURSE



LEARNING JOURNEY

Beginning

Month 1 — Foundation
+ Beginner Learning
Live Classes: Saturday
& Sunday
Mode: Live + Pre-
recorded

1

2

Core Analytics

Month 2 — Core
Analytics Learning
Live Classes: Tuesday,
Thursday, Saturday,
Sunday
Mode: Live + Pre-
recorded

Applied Learning

Month 3 — Applied
Learning + Assignments
Live Classes: Tuesday,
Thursday, Saturday,
Sunday
Mode: Live + Pre-
recorded + Assignments

3

4

Live Projects

Month 4 — Live
Projects + Industry
Exposure
Live Classes: Tuesday,
Thursday, Saturday,
Sunday
Mode: Live + Pre-
recorded + Live
Projects

Internship

Month 5 — Internship
+ Practical
Experience
Live Classes: Tuesday
& Thursday
Mode: Live +
Internship

5

6

Placement Support

Month 6 — Career
Preparation +
Placement Support
Live Classes: Tuesday
& Thursday
Mode: Live + Resume
Building + Job
Assistance

PROGRAM OFFERINGS

Duration: 6 months

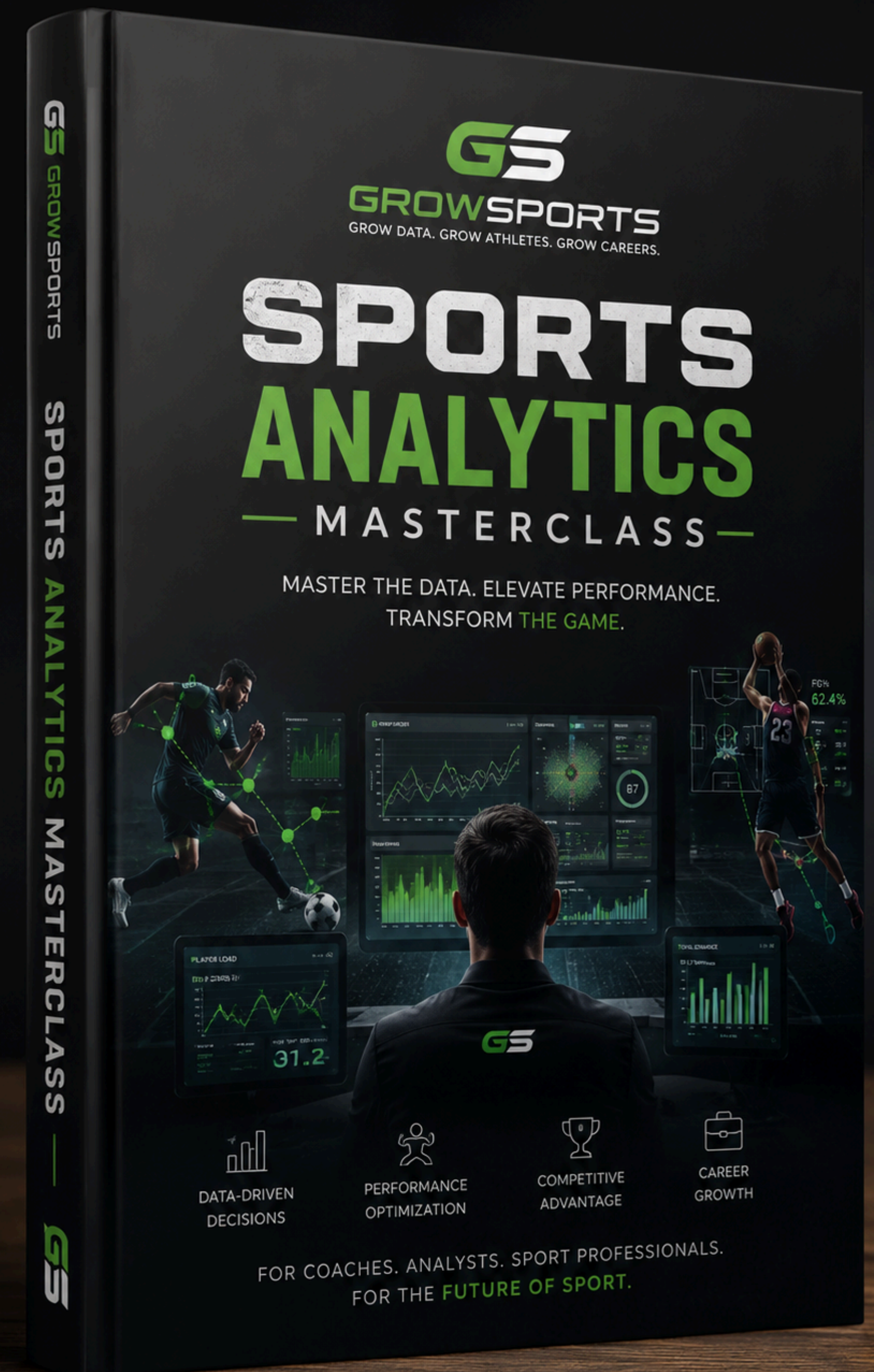
Live Class : Mon,Wed,Sat – 8 to 10 Pm

Basic Prerecorded Module – 60+hours


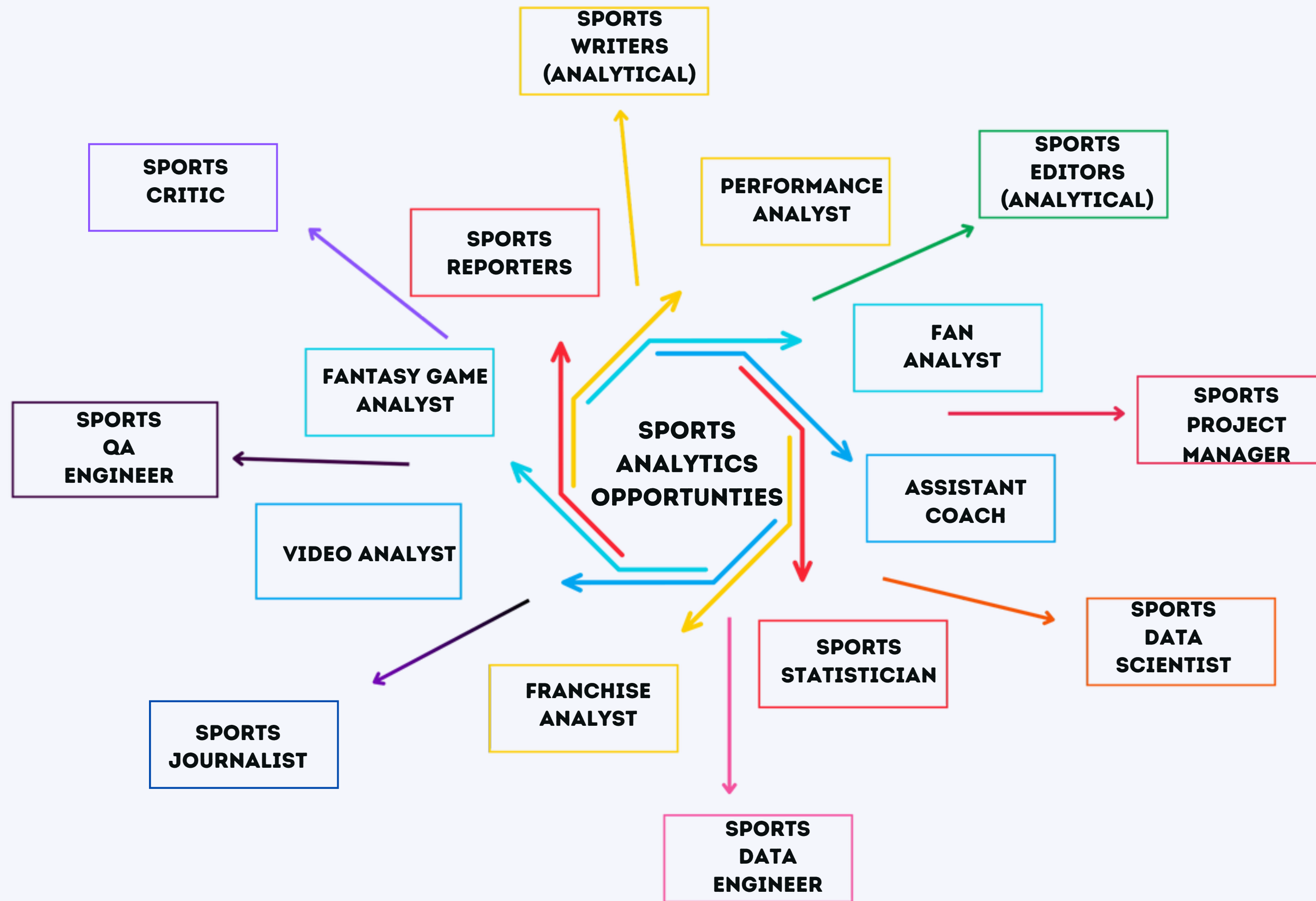
Dual Certification upon course and training completion.
Access to Premium Analytics Platforms
Video Analysis & Athlete Tracking Techniques
Performance & Tactical Analysis Sessions

Beginner-Friendly to Advanced Curriculum

Fees - ₹29,999



CAREER OPPORTUNITIES



SUCCESS STORIES



HARSH PATANKAR
Hired at Sportz Interactive As a Data Tagging Analyst



Sanskar Gupta
Punjab Kings



Vivek Rai
Khel now



Nadim Khan
Bangladesh Cricket



Alexander William
Australia Cricket



Shubhas Shaker
Cricone



Yeshwanth S
KKR

TESTIMONIALS



Dev Bhattacharya

Analyst ,IQVIA


“Before joining GrowSports, I only had basic knowledge about cricket analytics. This masterclass completely changed my understanding of sports data and match analysis. The live projects, AI tools, and tactical sessions helped me build real-world skills. Within 4 months, I was confidently creating performance reports and dashboards.



Ajay Pandurang Bajad

Analyst, Cognizant

“The best part about GrowSports was the practical learning experience. We worked on real football match data, video analysis, and player performance tracking. The mentors were supportive and always available to guide us. I also improved my LinkedIn profile and portfolio, which helped me get internship opportunities. This program feels industry-focused from day one.”



Srishti Jaiswal

Technical Analyst , iEnergizer

“GrowSports gave me the confidence to switch my career towards sports analytics. The mentorship, assignments, and hands-on projects made learning engaging and practical. I especially loved the performance analysis modules and the premium tools access. This is one of the few programs in India that genuinely focuses on practical sports analytics training.”



Sagar Narayan Mote

Sports Analyst,Hudl india

“I was searching for a practical sports analytics course for months, and GrowSports exceeded my expectations. The sessions were not just theoretical we analyzed live match data, built reports, and learned how professional analysts work behind the scenes. training were extremely useful. This masterclass genuinely helped me understand the future of sports technology and analytics.”

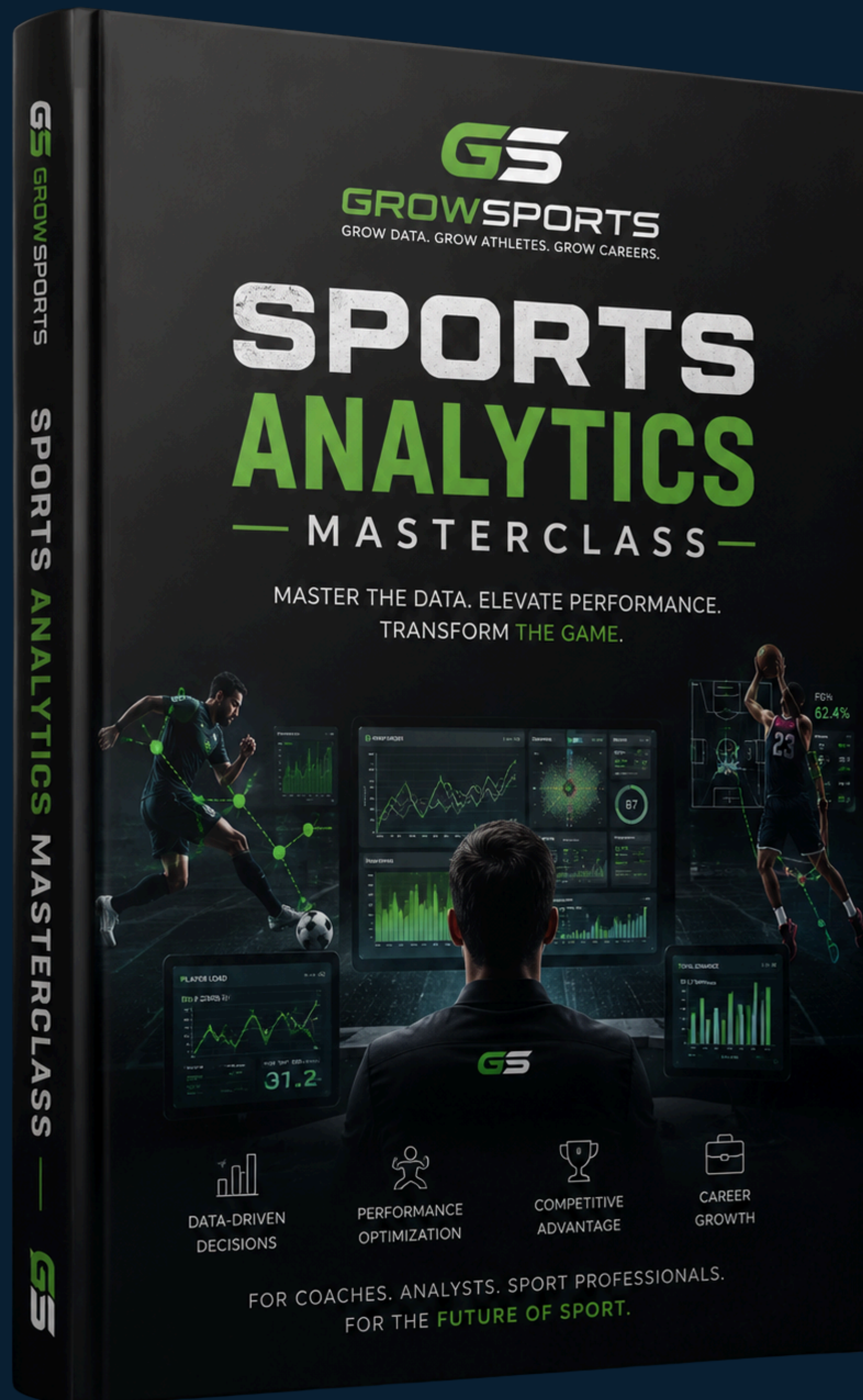
SO, WHAT'S INCLUDED ?

ALL 21 LIFETIME LEARNINGS NEEDED TO BECOME AN
SPORTS ANALYTICS EXPERT

1 MONTHS INTERNSHIP AT GROWSPORTS

MASTERCLASS CERTIFICATE + INTERNSHIP
CERTIFICATE(PRICELESS)

Special Price - ₹29,999





Every great career move begins with one bold step.

This is yours.

SCAN & EXPLORE



Email – support@growsports.in | Phone – +91 6290808597

Website – www.growsports.in