



# Garden Railroad Tour Guide/Ticket

**Garden Railroads open, 8 AM – 4PM in the  
Central Region July 12, East Region July 26 and  
West Region August 23**



With three regions, the tour is organized to allow visitors the opportunity to visit more garden railroads in areas you could not travel to in the past because of time. MO-KAN members will be on site to answer your questions and make your experience at each stop enjoyable. Bring this guide with you. It's your admission ticket for all three regions, for one car, at each stop on the tour. Each region has its own day and will be only open on that day. Your ticket is good for all Saturdays for all train gardens seen in any order, upon payment of \$10.00, payable at your first stop.

## TOUR COURTESY & INFORMATION



This symbol indicates those train gardens that are handicap accessible. However, viewing may be limited and some terrain difficult to navigate.



This symbol indicates those train gardens where pets are not allowed.



Watch your footing. Beware that some gardens may contain steep inclines, obstacles, stairs, narrow entryway or path. The MO-KAN Garden Railroaders and homeowners are not responsible for accidents and those touring the gardens assume their own risk.

Children are very welcome but should be accompanied by a parent or adult at all times.

We ask that you please be respectful of the yards and homes of those that are on this tour and their neighbors. Do not arrive earlier or stay later than the scheduled hours unless invited by the owner. Public restrooms are not available at the homes. Pets must be leashed or leave them at home.

Fifty percent of the proceeds from this tour go to **Harvesters Food Network**. Thank you for your participation!

## Look for signs like these



## Steps for an enjoyable Garden Railroad Tour

- **Print all pages of the Garden Railroad Tour Guide-Ticket (color or black & white)**
- **Day of the event bring the Tour Guide-Ticket with you**
- **At your first stop, pay \$10.00 (cash or check to MO-KAN Garden Railroaders)**
- **Have your Tour Guide-Ticket stamped**
- **This **revised** Guide-Ticket grants access to the three days, July 12, July 26 and August 23.**
- **Have fun & safe traveling**

### Inclement weather

Since our Garden Railroad Tour encompasses a large area, it might be raining in one community and not another. Trains have electronics and do not like rain and may not be operating. So please check weather maps before heading out to avoid disappointment.

Stamp showing  
**PAID**  
Required Here

**Enjoy the tour and please drive carefully.**

## Central Region

### Saturday July 12, 8 AM – 4 PM

#### Rocky Ridge Railroad

Mike & Joyce – 213 NW Morton Drive, Lee's Summit, MO

Central Region



This garden railroad is located in a shady wooded area with construction beginning in July, 2012. Trains operate by battery control in a space 18' x 54' with 210 feet of track.

The railroad is designed for viewing four trains, the first of which goes across a pond with a waterfall and then around a boulder water bubbler. The second train goes along the edge of a mountain, across a trestle and two bridges. A third train is in a valley that goes through a unique tunnel to a train station, and the fourth train goes around a pond with a fountain and through a tunnel.

There are a variety of ground covers, shade plants, several miniature trees and conifers. Houses and buildings add to the theme of rural countryside in the 1950's and 1960's plus a miniature baseball field. Model classic cars, a Texaco filling station, drive-in theater and diner are on Route 66 highway.

Small signs with names of grandchildren are placed next to features in the railroad such as Lily Lake, Sophia Garden, Jacob Junction, Aaron Mountain, Pearl Creek, Lauren Pond and Luke Park. A fairy garden plus annuals and perennials are adjacent to the train track layout.



---

#### K & W Railroad

Karen & Wayne - 9517 Raytown Road, Kansas City, MO



Central Region



The K & W Garden Railroad is now 22 fun filled years old. As you know with spring comes maintenance. Our maintenance crew, that's Karen and Wayne eagerly hop to. Well, the eager is still there but the hop to has slowed down over the years. We have 2 separate tracks in the yard, some elevated, some below grade and even some at ground level, with villages, businesses, winery, the hidden still and more along the K & W. The village of Harter is a busy place with a lot to see, and just outside of town you will find the excursion train or visit the zoo on a nice day. There is also an industrial area not far from the village.

A fourth track and small village is located on the deck, with the notorious crossing at the kitchen door. If you want to talk trains and track, see Wayne, but for dioramas, the story behind something you see, or just "where did you get that" ask Karen. We will both be in the yard and looking forward to visiting with you.





## Craft River & Critter Creek Railroad

Buck & Janet – 11411 East 78<sup>th</sup> Street, Raytown, MO



Central Region



The Craft River and Critter Creek RR is an elevated railroad that rises 8 inches to 3 feet above the ground. Established in 2020, it was constructed using re-bar and PVC pipe for the legs and marine plywood for the roadbed. The CRCCRR runs on 125 feet of stainless-steel mainline track and 85 feet of brass track sidings. In addition, a railbus travels on a 25-foot point to point trolley track. Multiple modern era diesel engines, as well as 2 steamers, pull coal, a work train, mixed freight, and passengers using track power or battery. As a train makes its way around, it makes crossings of a dry stream bed and 30-foot-long Critter Creek that tumbles into Buck Lake, a 5x8 foot goldfish pond.

The railroad curves around and through several flower beds featuring mostly Missouri native, perennial shrubs and flowers. You will see ninebark, beard tongue, columbines, and lilies. Coreopsis, black-eyed Susans, ornamental onions, culinary herbs and shade loving flowers are scattered about. Many other flowers and trees in bloom or not, are found all over the yard. A bird bath completes the environment that attracts birds, bees, butterflies, and caterpillars to the yard.



## B & F Railroad

Bob & Frances – 1503 Ensley Circle, Raymore, MO



Central Region



If you enjoy five trains running with more plants and flowers that you will ever see, you will enjoy this garden railroad.

We have 25 very colorful Koi fish in our pond with two waterfalls. Two trains run under the waterfall; one train runs over the pond. The trains run the entire

length of the back yard and around one side of the house.

You will not want to miss out seeing the entire yard. We have been featured in two newspapers, and have had over 2000 viewers in the past two years.



## East Region Saturday July 26, 8 AM – 4 PM

### IRONs HORSE Railroad


Bill & Mary – 4001 Channel Drive, Lee's Summit, MO



This site has been moved from Central to East  
East Region



A three-foot cascading waterfall is the centerpiece of this 20x30 foot oval layout in the trees. Approximately two years ago the landscapers completed the waterfall and I decided it needed some company. To that end, I created an oval consisting of 20x30 feet of track and a 20-foot sidetrack to my grandchildren's unused treehouse. It has been repurposed to a train storage shed. One of the main objectives was to build the rail bed off the ground so that I don't have to get on my hands and knees to tend the train.



The last year and a half has been spent converting steam locomotives to sound and battery. In the first locomotive, I utilized a Bluenami card to get chuff, bells, whistles and speed control. The next three locomotives utilized Rail Boss 4 and Mylocosound Premium to obtain both manual and automatic control of chuff, bells, whistles, speed and other locomotive sounds.

## Peculiar Junction Railroad

**Rick & Susan – 23719 S. Greenridge Rd., Peculiar, MO**



**East Region**



The Peculiar Junction Railroad, founded 20 years ago, boasts an impressive layout spanning more than 400 feet of track. Its main line forms a figure-eight pattern, complete with a tunnel and bridges that traverse a picturesque waterfall stream. A secondary oval line encircles a sizable 12'x20' koi pond, adding to the scenic charm. Adjacent to the main line stands the Peculiar Junction Railroad Station, a dedicated building where the homeowner stores an array of G gauge rolling stock. Among the collection are numerous Missouri Pacific cars and engines, each meticulously hand-painted by the homeowner, showcasing a personal touch to this expansive miniature railway world.



---

## M & M Independent Railroad

**Mike & Mary – 250 Palm Lane, Garden City, MO**



**East Region**



This "L" shaped garden railroad layout is roughly 30' X 70' with about 200 feet of track. The M & M was built with a long straightaway to a trestle curve at one end that circles a mountain water feature with a stream. The setting for this layout is the railroading history transition period from steam to diesel.

CEO'S and civil engineers Mike and Mary built and operate this interesting garden railroad which will always be under construction.



---

## G & L Railroad

**Gary & Linda – 278 NW AA Hwy, Kingsville, MO**



**East Region**



The G&L Railroad was started 6 years ago and will always be under construction. It is 30x80 feet and has three loops operating. Loop one is 72' and circles the town of Birdville, made up of bird houses. Loop two is the 400' mainline through the city, country and mountains. Loop three will be a 250' bridge line from the logging camps to the sawmill circling a 20' diameter fish pond. The fourth line will be a narrow-gauge logging railroad from the logging camp to the bridge line. There will also be a trolley line and other goodies. Trains are running on loops one and two using track power and battery.





## Dutch Valley Railway

Dave & Toni – 182 NW 361, Warrensburg, MO



East Region

The Dutch Valley Railway is fifth teen years old and is a short line railroad that operates in the Midwest. It hauls onion sets, farm fresh produce, manufactured products and local goods in colorful billboard reefers. Limited passenger travel is operated between the small towns with connections to points beyond. Trains rumble past quilts hanging to dry, over a curved trestle, and through scratch-built bridges.



Along the rails, you will encounter miniature natural plants, waterfalls, an icing platform, town with passenger station, farm, summer theatre, mill and grocery, and a storage yard under the porch. Many of the structures are scratch built or at least modified. Batteries and prototypical sound are installed in the steam and early diesel engines, running on over 300 feet of track including the storage and staging area under the porch.



---

## West Region

### Saturday August 23, 8 AM – 4 PM

## Rock Creek Railway

Dan & Linda – 673 Everly Court, Lansing, KS



West Region



This is a three-year-old outdoor G scale garden railroad. It is located in a shady area in a 20 x 50 feet space with two separate mainlines of over 100 feet each. Four trains alternate running on each mainline using DCC. The setting is turn of the century western steam era. The layout features a 9-foot tunnel, two bridges and a small town.

This is a three-year-old outdoor G scale garden railroad. It is located in a shady area in a 20 x 50 feet space with two separate mainlines of over 100 feet each. Four trains alternate running on each mainline using DCC. The setting is turn of the century western steam era. The layout features a 9-foot tunnel, two bridges and a small town.



---

## Rockhound Ranch Railroad

Ben & Hannah – 2977 Union Road, Lawrence, KS



West Region



The Rockhound Ranch Railroad is a branch line connecting the narrow-gauge railroads of Colorado to Rockhound Ranch in the late 1800 - early 1900s. Typical bills of laden include ore, livestock, and tourists.

The railroad currently features a 20'x20' L-shaped loop of track with a river and lake water feature, wooden through-truss bridge and tunnel.



## Adenville-Silverlode Railroad

Dustin and Renée - 524 E. 126<sup>th</sup> Terrace, Olathe, KS



West Region

Built in 2005, the *Adenville-Silverlode* Railroad got its name from a book by John D. Fitzgerald. Our garden consists of over fifteen stoneware buildings that we designed and crafted. We originally started with an Old West theme but



have expanded to include whimsical buildings. Construction on the fairy garden buildings was started in 2012. We enjoy choosing ground covers and small plants that fit the scale of the railroad. There can never be enough moss!



## Fairy Frontier

3144 Southwest Trafficway, Kansas City, MO

West Region



To Boldly Go where no train has gone before.

Trains took us to new frontiers once upon a time. Now they take us to the final frontier: Faerie (Alfheim/Fairyland) and the fey's own handmade

ceramic village, where the Enterprise-D fights off a Borg cube bent on assimilating some magic.

This "Frontier" is under construction anticipating tunnels, sculptures, a water feature and more to bring the magic to life. Note, best to approach by car from the North and park on W 32<sup>nd</sup> Street.



Please note that the tour sites may not comply with public safety standards and all visitors enter at their own risk. Each person entering these sites do so at their own free will and agrees that they will not hold MOKAN Garden Railroaders, its member homeowners, volunteers or others associated with the tour liable for any loss, injury or mishap.



Central Region Sites, July 12



East Region Sites, July 26

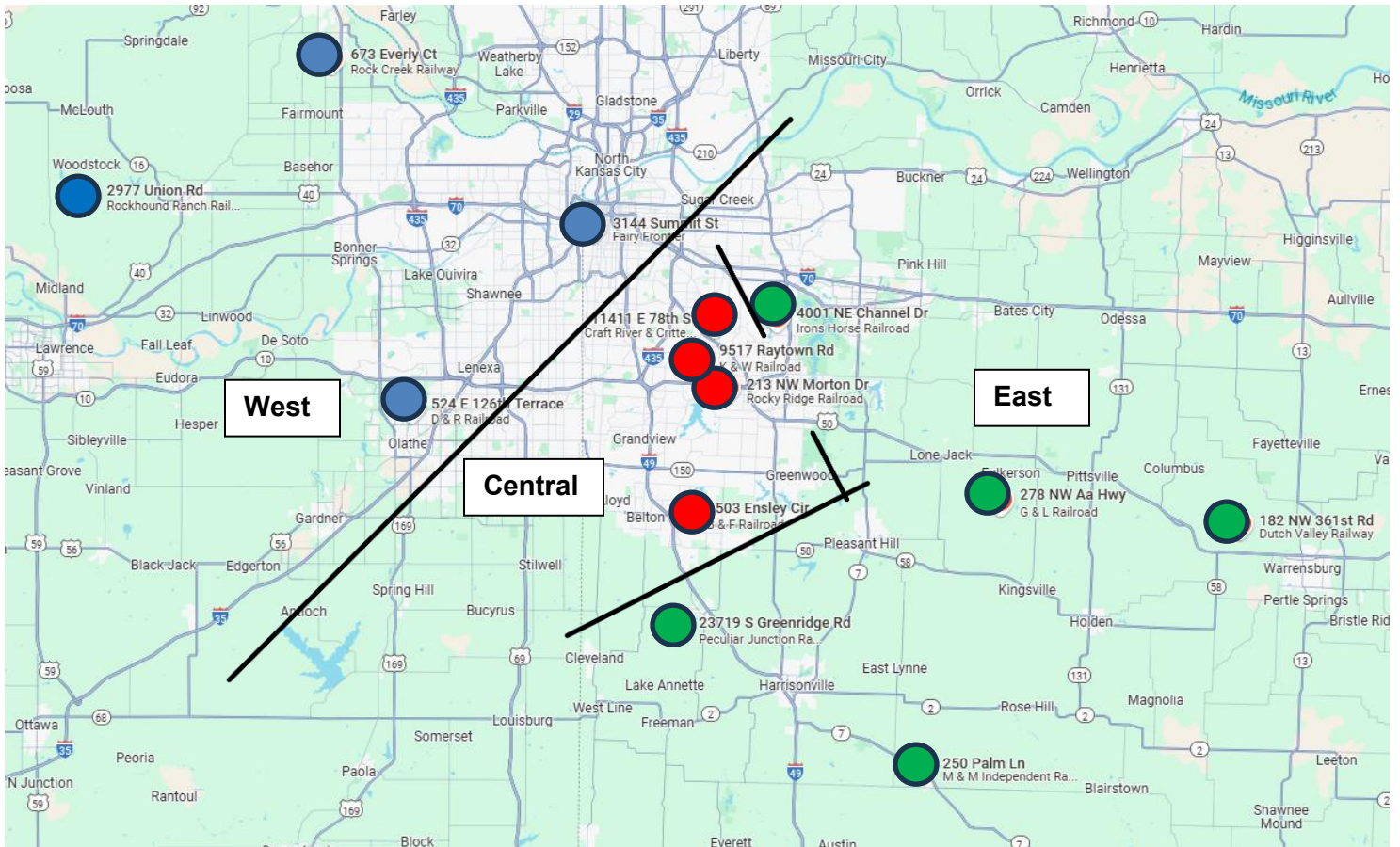


West Region Sites, August 23

See next page for full printed Tour Map



## 2025 Garden Railroad Tour Map



**Garden Railroads open 8 AM until 4PM in**



**Central Region on Saturday July 12**



**East Region on Saturday July 26**



**West Region on Saturday August 23**



[www.mokangardenrailroaders.org](http://www.mokangardenrailroaders.org)