



**OFFICE OF THE**  
**AUDITOR**  
Colton Ekhoﬀ  
*County Auditor*

189 East Court Street, Suite 500  
Kankakee, IL 60901  
Telephone: (815) 936-5562  
cekhoff@kankakeecountyil.gov

**Mr. Chairman Alexander-Hildebrand and Members of the Kankakee County Board:**

As the Kankakee County Auditor, I am pleased to present the Q3/2025 Quarterly Financial Report, providing an overview of the County's fiscal performance. This report reflects our commitment to fiscal responsibility, transparency, and the efficient management of public resources. In accordance with the requirements of 55 ILCS 5/3-1005(e), this report summarizes the financial operations of the County of Kankakee for the third quarter of fiscal year 2025.

**Financial Performance Overview**

The Q3/2025 (June 1, 2025, through August 31, 2025) report includes a detailed analysis of actual revenues, as well as expenditures, revenues, and appropriations for all County funds. Additionally, the report includes data on cash receipts and disbursements for General and Special Funds, which are essential in tracking the flow of funds outside the general operating budget, and a table that shows the year-to-date comparison to the budget. All the numbers are taken directly from our MIP accounting system and pulled on September 12, 2025.

The third quarter is always a turning point in our fiscal year. The first property tax installment was received, and after the disbursements show a surplus in our cash reserves for the quarter this year. We need to make it clear; expenses continue to rise faster than revenues. The surplus in the third quarter looks good, but the bigger picture shows expenses continuing to outpace income. We need to this in mind as we close the year out.

**Commitment to Transparency and Accountability**

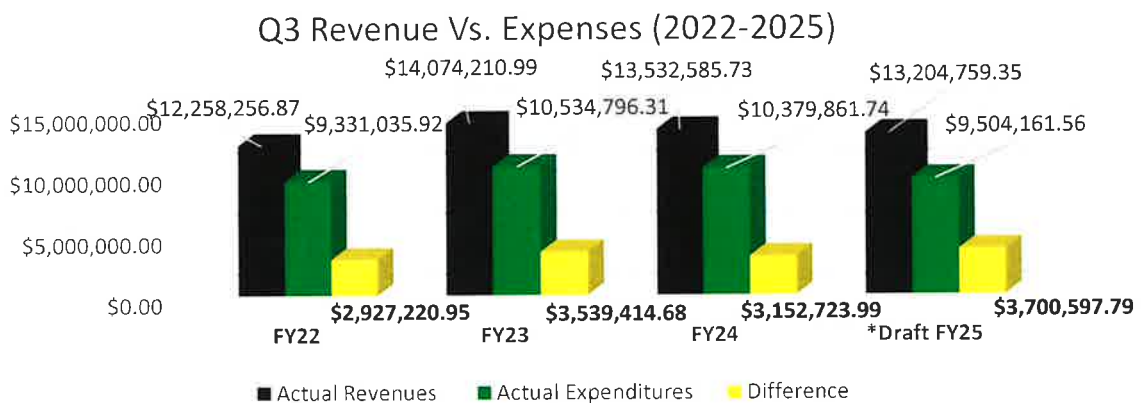
Managing public funds effectively is essential to ensuring that we provide the services our community needs while maintaining the public's trust. This report is designed to communicate our current fiscal position. It is our goal to continuously improve our financial operations and to be fully transparent with the Board and the residents of Kankakee County.

In line with our ongoing transparency initiative, we have made significant strides in making financial information publicly accessible. 100% of the County's revenues and expenditure for this quarter are now available through our public portal (Kankakeecountyauditor.com), enabling residents to track financial transactions in real time. Our goal is to implement 100% real-time reporting, providing an ongoing, transparent view of County spending as they occur.

## Key Financial Insights for Q3/2025

**Revenues and Expenditures:** As of the end of Q3/2025, revenue for the quarter stood at \$13,204,759.35 and expenditures totaled \$9,504,161.56.

Fiscal Year	Actual Revenues	Actual Expenditures	Difference
FY22	\$12,258,256.87	\$9,331,035.92	\$2,927,220.95
FY23	\$14,074,210.99	\$10,534,796.31	\$3,539,414.68
FY24	\$13,532,585.73	\$10,379,861.74	\$3,152,723.99
*Draft FY25	\$13,204,759.35	\$9,504,161.56	\$3,700,597.79



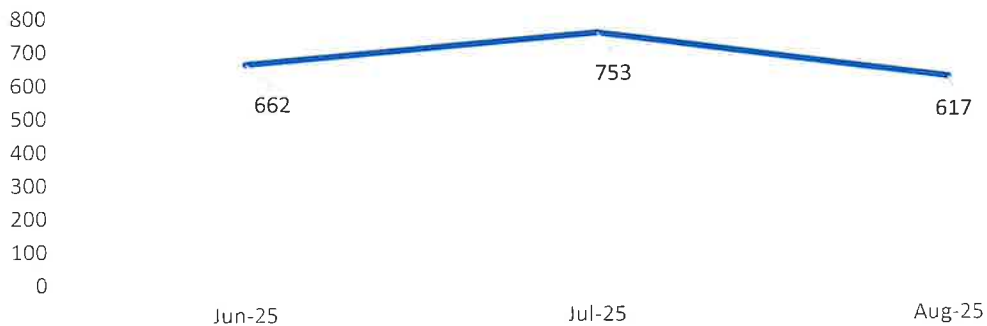
**Cash Flow and Liquidity:** The County's liquidity remains strong and healthy. The County of Kankakee is financially stable, pays bills on time (30-45 days), and is in a great cash position to endure a reduction in revenue. These cash reserves provide stability when revenue comes in slower than expenses, especially in the first half of the fiscal year, when we operate at a deficit until our first installment of property taxes. We can't ignore the trends, luckily, our reserves are strong.

### Auditor's notes on finances:

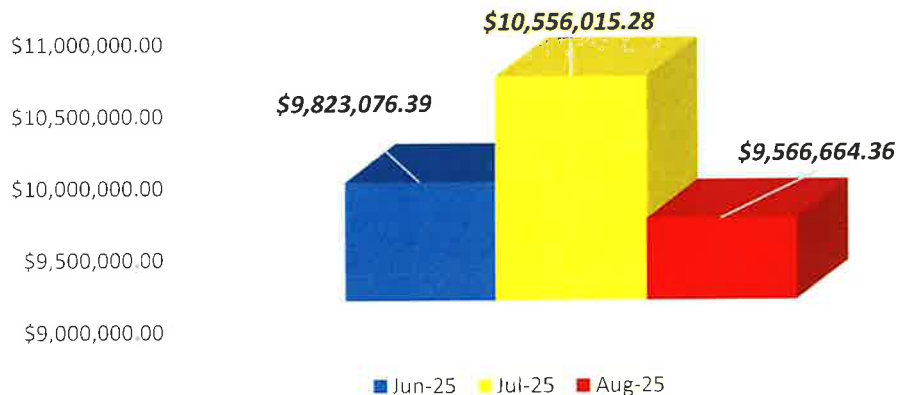
1. **Close Monitoring of Expenses:** Given the projected rise in expenses, it is critical that we continue to monitor spending and identify areas for potential cost savings. This includes reviewing capital project funding, examining improvements, and ensuring that operational expenses remain within projected limits. I would caution the County Board and departments about making any major expenses for the remainder of the fiscal year. As expenses continue to outpace revenue, which could lead to a budget deficit at the end of the fiscal year.

2. **Strengthening Internal Controls:** The Auditor’s Office will continue its efforts to enhance internal procedures to ensure accountability, prevent waste, continue savings and maintain the integrity of the County’s financial systems. This quarter we questioned **45** claims that had incorrect dollar amounts or documentation issues. We saved the County **\$2,405.47** through our internal control process.
  
3. **Transparency:** This quarter, we have successfully made all **2,032** County transactions totaling **\$29,945,756.03** publicly available online, allowing for real-time access to financial data. Every transaction has been posted to the **Kankakee County Auditor’s website** ([www.kankakeecountyauditor.com](http://www.kankakeecountyauditor.com)), a crucial step in promoting accountability and public oversight. We encourage all residents to explore the detailed financial data to better understand how public funds are allocated and spent. Every transaction and financial report are available on the Auditor’s Website ([kankakeecountyauditor.com](http://kankakeecountyauditor.com)).

3rd Quarter claims by month



3rd Quarter expenses by month



## Conclusion:

This report provides a comprehensive look at Kankakee County's financial position as we enter the last quarter of fiscal year 2025, we need to watch expenses. The third quarter's surplus helps raise our cash reserves and offsets most of the deficit spending and gives us some breathing room. Fiscal year to date, total revenues for Kankakee County stood at **\$28,763,196.16**, slightly below 2024 revenues. Expenditures for the same period totaled **\$32,841,203.71**, \$1.4 million higher than 2024 expenditures. If revenue doesn't grow, and expenses continue to climb, we risk ending the year with a deficit.

I invite all members of the Board and the public to explore the detailed financial data presented in this report. Should you have any questions or require further clarification, please do not hesitate to contact my office. We will continue to ensure that Kankakee County maintains our fiscal responsibility, accountability and transparency.

Submitted by:

A handwritten signature in black ink, appearing to read "Colton Ekhoff". The signature is stylized and cursive.

Colton Ekhoff  
Kankakee County Auditor



**OFFICE OF THE**  
**AUDITOR**

Colton Ekhoﬀ  
*County Auditor*

189 East Court Street, Suite 500  
Kankakee, IL 60901  
Telephone: (815) 936-5562  
cekhoff@kankakeecountyil.gov

**The following is a breakdown of the Revenue vs. Expenditure chart**

Budget – FY 2025- The column shows revenue and expenses passed by the County Board’s 2025 budget (Dec 1, 2024- Nov 30, 2025) for each department.

Q1 (Dec 1-Feb 28)-The column shows revenue and expenses for each department in the first Quarter of the County’s fiscal year.

Q2 (Mar 1- May 31)- The column shows revenue and expenses for each department in the second Quarter of the County’s fiscal year.

Q3 (June 1– Aug 31)- The column shows revenue and expenses for each department in the third Quarter of the County’s fiscal year.

YTD FY25 (Dec 1- Aug 31)- The column adds Q1, Q2 and Q3 together showing revenue and expenses for each department in the first three Quarters of the County’s Fiscal year.

% Used YTD 2025- The percentage of revenue and expenses versus the original budget.

Thru Q3 FY 2024- The column shows revenue and expense in the first three Quarters of 2024.

110 - General Fund

Department	Budget - FY 2025	Q1 (Dec 1 - Feb 28)	Q2 ( Mar 1 - May 31)	Q3 (June 1 - Aug 31)	YTD FY25 (Dec 1 - Aug 31)	% Used YTD 2025	Thru Q3 FY 2024
<b>Revenues</b>							
Administration	\$23,318,130.00	\$1,253,773.10	\$4,015,423.32	\$9,089,694.24	\$14,358,890.66	61.58%	\$13,502,963.30
Treasurer	\$835,000.00	\$118,527.04	\$468,104.79	\$35,149.12	\$621,780.95	74.46%	\$273,884.32
County Clerk	\$289,100.00	\$110,604.47	\$114,698.68	\$44,576.56	\$269,879.71	93.35%	\$245,219.78
Elections	\$62,000.00	\$0.00	\$16,445.00	\$73,984.02	\$90,429.02	145.85%	\$86,672.03
Recorder	\$600,000.00	\$146,847.75	\$138,576.00	\$171,727.50	\$457,151.25	76.19%	\$529,357.00
Assessments	\$44,258.00	\$7,989.66	\$13,400.00	\$13,300.50	\$34,690.16	78.38%	\$28,465.98
Planning Department	\$5,394,049.00	\$837,063.41	\$1,681,765.72	\$1,058,099.58	\$3,576,928.71	66.31%	\$1,116,799.10
Circuit Clerk	\$1,113,800.00	\$244,449.28	\$271,222.62	\$277,093.58	\$792,765.48	71.18%	\$1,011,676.77
Maintenance & Child Support	\$35,000.00	\$1,555.92	\$6,995.79	\$7,335.00	\$15,886.71	45.39%	\$26,728.22
Circuit Court	\$280,000.00	\$28,555.85	\$81,453.01	\$31,295.37	\$141,304.23	50.47%	\$307,507.78
Jury Commission	\$32,000.00	\$6,837.50	\$9,575.00	\$9,912.50	\$26,325.00	82.27%	\$25,697.75
States Attorney Office	\$1,348,870.00	\$411,077.14	\$402,895.70	\$545,166.16	\$1,359,139.00	100.76%	\$1,747,131.83
Public Defender	\$243,676.00	\$186,843.43	\$31,740.29	\$31,619.76	\$250,203.48	102.68%	\$190,709.65
Probation	\$1,678,470.00	\$150,202.26	\$492,978.52	\$440,221.63	\$1,083,402.41	64.55%	\$1,123,486.61
D.N.D.C.	\$600.00	\$0.00	\$0.00	\$0.00	\$0.00	0.00%	\$0.00
Sheriff Police	\$1,059,631.00	\$174,688.07	\$197,924.67	\$216,256.91	\$588,869.65	55.57%	\$746,084.03
Corrections	\$10,554,200.00	\$2,027,591.35	\$1,877,046.28	\$1,155,716.09	\$5,060,353.72	47.95%	\$7,733,987.76
E.S.D.A.	\$92,000.00	\$10,000.00	\$4,867.20	\$2,478.54	\$17,345.74	18.85%	\$78,731.37
Coroner	\$19,000.00	\$10,801.97	\$5,916.02	\$1,132.29	\$17,850.28	93.95%	\$17,734.97
<b>Total Revenues</b>	<b>\$46,999,784.00</b>	<b>\$5,727,408.20</b>	<b>\$9,831,028.61</b>	<b>\$13,204,759.35</b>	<b>\$28,763,196.16</b>	<b>61.20%</b>	<b>\$28,792,838.25</b>
<b>Expenditures</b>							
Administration	\$506,037.00	\$95,256.94	\$141,633.87	\$108,755.04	\$345,645.85	68.30%	\$271,629.33
Treasurer	\$265,000.00	\$45,561.34	\$91,691.36	\$57,472.49	\$194,725.19	73.48%	\$186,306.60
County Clerk	\$194,525.00	\$40,834.25	\$55,030.04	\$41,665.92	\$137,530.21	70.70%	\$104,060.25
Elections	\$453,169.00	\$92,015.66	\$197,769.91	\$103,635.09	\$393,420.66	86.82%	\$424,063.86
Recorder	\$173,050.00	\$33,455.35	\$41,150.00	\$35,670.51	\$110,275.86	63.72%	\$113,557.73
Assessments	\$295,194.00	\$49,432.17	\$67,014.50	\$63,646.06	\$180,092.73	61.01%	\$166,297.77
Board of Reviews	\$32,000.00	\$6,085.19	\$7,174.98	\$7,175.95	\$20,436.12	63.86%	\$19,196.66
Planning Department	\$5,305,118.00	\$2,031,054.76	\$557,220.06	\$767,007.06	\$3,355,281.88	63.25%	\$1,539,673.94
Information Services	\$199,124.00	\$63,255.38	\$43,135.86	\$44,106.54	\$150,497.78	75.58%	\$111,203.75

Building & Grounds	\$1,211,178.00	\$298,935.90	\$331,786.90	\$320,957.80	\$951,680.60	78.57%	\$1,135,259.58
Health Ins	\$4,258,174.00	\$1,765,451.78	\$1,046,869.86	\$1,048,824.51	\$3,861,146.15	90.68%	\$3,428,441.21
Utilities	\$1,450,000.00	\$267,038.47	\$370,927.41	\$277,156.34	\$915,122.22	63.11%	\$1,153,324.89
Contingency	\$900,000.00	\$0.00	\$0.00	\$0.00	\$0.00	0.00%	\$0.00
Central Services	\$190,000.00	-\$11,720.52	-\$3,441.57	\$217,094.17	\$201,932.08	106.28%	\$119,815.98
Auditor	\$117,624.00	\$29,722.92	\$32,040.11	\$29,270.22	\$91,033.25	77.39%	\$85,769.31
Zoning Board of Appeals	\$8,500.00	\$2,307.38	\$2,452.22	\$909.76	\$5,669.36	66.70%	\$3,898.53
IKAN ROE	\$288,080.00	\$72,020.01	\$72,020.01	\$72,020.01	\$216,060.03	75.00%	\$213,463.74
Finance Department	\$143,000.00	\$27,802.89	\$29,609.38	\$25,765.36	\$83,177.63	58.17%	\$81,870.53
Capital Development	\$962,923.00	\$123,309.01	\$84,812.09	\$173,358.29	\$381,479.39	39.62%	\$284,463.16
Circuit Clerk	\$1,140,046.00	\$229,536.40	\$294,053.46	\$237,541.66	\$761,131.52	66.76%	\$766,157.12
Maintenance & Child Support	\$30,000.00	\$6,634.20	\$9,203.48	\$7,084.80	\$22,922.48	76.41%	\$22,745.26
Circuit Court	\$507,476.00	\$111,637.04	\$123,518.91	\$27,841.82	\$262,997.77	51.82%	\$331,823.04
Jury Commission	\$250,350.00	\$58,345.13	\$68,454.64	\$59,123.55	\$185,923.32	74.27%	\$345,543.73
States Attorney Office	\$2,825,730.00	\$691,367.13	\$859,714.85	\$787,562.80	\$2,338,644.78	82.76%	\$2,636,897.01
Public Defender	\$1,166,933.00	\$248,304.04	\$316,414.36	\$264,033.39	\$828,751.79	71.02%	\$761,296.05
Probation	\$2,144,598.00	\$490,575.98	\$607,973.76	\$519,643.83	\$1,618,193.57	75.45%	\$1,488,614.64
D.N.D.C.	\$50,000.00	\$206.15	\$66.50	\$66.50	\$339.15	0.68%	\$626.00
Juvenile Detention Center	\$325,000.00	\$31,925.00	\$76,050.00	\$37,125.00	\$145,100.00	44.65%	\$220,200.00
Sheriff Police	\$5,971,580.00	\$1,514,888.72	\$1,711,411.34	\$964,304.58	\$4,190,604.64	70.18%	\$4,190,994.57
Corrections	\$13,917,300.00	\$3,198,196.91	\$3,732,298.37	\$2,806,951.84	\$9,737,447.12	69.97%	\$9,954,849.71
Auxiliary/CERTS	\$3,000.00	\$0.00	\$0.00	\$1,027.00	\$1,027.00	34.23%	\$0.00
E.S.D.A.	\$234,688.00	\$46,207.81	\$57,328.48	\$45,730.03	\$149,266.32	63.60%	\$152,286.63
Merit Commission	\$1,000.00	\$0.00	\$0.00	\$25.00	\$25.00	2.50%	\$5,431.31
Dispatch Center	\$867,737.00	\$144,622.84	\$216,934.26	\$216,934.26	\$578,491.36	66.67%	\$625,771.53
Coroner	\$611,650.00	\$135,664.23	\$158,464.29	\$134,674.38	\$428,802.90	70.11%	\$409,048.46
Total Expenditures	\$46,999,784.00	\$11,939,930.46	\$11,400,783.69	\$9,504,161.56	\$32,844,875.71	69.88%	\$31,354,581.88
Excess Revenues over Expenditures	\$0.00	-\$6,212,522.26	-\$1,569,755.08	\$3,700,597.79	-\$4,081,679.55		-\$2,561,743.63



**OFFICE OF THE**  
**AUDITOR**  
Colton Ekhoff  
*County Auditor*

189 East Court Street, Suite 500  
Kankakee, IL 60901  
Telephone: (815) 936-5562  
cekhoff@kankakeecountyil.gov

**General Fund: 110**

For the 3<sup>rd</sup> Quarter (June 1 thru August 31) 2025 report, the General Fund Code: 110 Department's budgets are broken down by each line item to provide a detailed view of expenditures and allocations over the last four fiscal years (2022-2025). This breakdown offers insights into the financial trends and helps assess how funds have been distributed across various categories. By reviewing historical data for the last four years, the report highlights fluctuations in spending, identifies areas of consistent investment, and sheds light on any significant changes in budgetary priorities. This detailed analysis provides more transparency into the department's fiscal management.

Kankakee County Finance Department  
Kankakee County Statement of Revenues and Expenditures - Unposted Transactions Included In Report  
From 6/1/2025 Through 8/31/2025

110 - General Fund  
100 - Administration

		FY22	FY23	FY24	YTD FY25	Total Budget - Original
<b>Revenues</b>						
Property Tax Revenue	30110	4,448,348.28	4,936,982.18	4,547,730.95	5,517,565.38	8,874,139.00
Sales Tax Revenue	30120	1,591,633.62	1,699,979.80	1,646,078.66	1,900,115.99	6,375,000.00
Cannabis Sales Tax	30125	0.00	7,511.70	86,377.91	78,111.38	320,000.00
<b>Revenue</b>						
Replacement Tax Revenue	30130	572,167.01	598,996.41	396,115.75	267,099.72	1,650,000.00
State Income Tax Revenue	30150	924,542.52	1,008,464.27	1,095,395.57	1,101,152.10	4,495,891.00
Local Use Tax Revenue	30170	258,343.64	271,530.11	259,492.40	65,802.24	1,030,000.00
Cannabis Use Tax	30175	11,581.88	10,733.58	11,038.48	11,039.84	45,000.00
<b>Revenue</b>						
Electric Aggregation Fee	30180	106,251.00	106,251.00	9,000.00	7,500.00	36,000.00
Video Gaming Tax	30195	21,683.07	24,639.79	41,571.76	46,317.95	162,000.00
Hotel/Motel Tax	30390	0.00	0.00	4,974.26	20,362.45	55,000.00
Cable TV Franchise Tax	30406	62,103.00	56,506.87	50,642.42	41,220.42	240,000.00
Miscellaneous Income	30640	4,007.54	3,027.90	12,009.98	33,406.77	35,000.00
Vending Machine Income	30680	0.00	0.00	0.00	0.00	100.00
Co Conv. & Vis.	30700	4,800.00	0.00	0.00	0.00	0.00
<b>Collection Fee</b>						
Total Revenues		8,005,461.56	8,724,623.61	8,160,428.14	9,089,694.24	23,318,130.00
<b>Expenditures</b>						
Elected Official	50100	11,011.49	13,865.39	11,884.62	15,069.24	0.00
Chiefs/Management	50110	11,249.32	12,544.31	11,363.40	12,736.34	0.00
Office Personnel	50120	16,302.77	18,104.98	16,818.79	28,571.16	0.00
Communications	50135	2,826.95	0.00	0.00	0.00	0.00
Normal OT	50150	20.75	0.00	7.41	0.00	0.00
Per Diems-County Board	50325	4,620.00	5,400.00	5,025.00	5,195.00	0.00
Per Diems-Committee	50330	13,020.00	12,975.00	13,800.00	11,440.00	0.00
<b>Work</b>						
Per Diems-Labor	50345	280.00	0.00	0.00	0.00	0.00
<b>Negotiation</b>						
Tuition Reimbursement	50950	1,907.00	2,824.00	1,472.00	4,543.00	0.00
Misc. Claims	53100	426.69	94.80	1,771.26	2,434.24	0.00

Kankakee County Finance Department  
Kankakee County Statement of Revenues and Expenditures - Unposted Transactions Included In Report  
From 6/1/2025 Through 8/31/2025

Payroll Processing Fees	54240	20,763.28	23,693.50	24,222.99	25,678.53	0.00
Employment Screening	54255	0.00	1,317.00	0.00	0.00	0.00
Travel Mileage	55520	0.00	0.00	(213.06)	0.00	0.00
Conferences	55530	0.00	(394.50)	0.00	0.00	0.00
Postage and Freight	55650	100.00	66.04	48.66	59.03	0.00
Membership Dues	55950	(584.86)	0.00	3,052.41	(722.60)	0.00
Misc. Services	56400	0.00	0.00	0.00	2,960.25	0.00
Office Supplies	56800	659.41	713.79	69.76	790.85	0.00
Beginning Budget	99999	0.00	0.00	0.00	0.00	506,037.00
Total Expenditures		82,602.80	91,204.31	89,323.24	108,755.04	506,037.00
Excess Revenues over Expenditures		7,922,858.76	8,633,419.30	8,071,104.90	8,980,939.20	22,812,093.00

Kankakee County Finance Department  
Kankakee County Statement of Revenues and Expenditures - Unposted Transactions Included In Report  
From 6/1/2025 Through 8/31/2025

110 - General Fund

120 - Treasurer

		FY22	FY23	YTD FY24	YTD FY25	Total Budget - Original
<b>Revenues</b>						
Treas. Indemnity Fees	30200	0.00	0.00	0.00	0.00	40,000.00
Tax Penalties	30416	0.00	0.00	0.00	0.00	400,000.00
Interest Income-Checking	30600	974.25	7,379.37	91,078.34	35,106.60	125,000.00
Interest Income -	30610	7.70	94,558.38	75,591.24	42.52	250,000.00
<b>Investments</b>						
Interest Income - Tax	30630	0.00	0.00	0.00	0.00	20,000.00
<b>Disburse</b>						
Miscellaneous Income	30640	9,259.82	50.00	0.00	0.00	0.00
<b>Total Revenues</b>		<b>10,241.77</b>	<b>101,987.75</b>	<b>166,669.58</b>	<b>35,149.12</b>	<b>835,000.00</b>
<b>Expenditures</b>						
Elected Official	50100	19,275.34	19,853.61	24,027.86	18,053.76	0.00
Office Personnel	50120	28,654.22	30,390.00	27,085.41	30,934.46	0.00
Part-Time	50200	0.00	0.00	0.00	1,620.00	0.00
Travel Mileage	55520	139.62	133.62	132.66	91.00	0.00
Postage and Freight	55650	22,626.18	2,457.48	534.87	695.10	0.00
Computer Services	56100	0.00	0.00	507.78	0.00	0.00
Maintenance Contracts	56200	18,606.79	0.00	2,580.03	2,666.88	0.00
Misc. Services	56400	0.00	3,835.00	2,916.13	2,760.00	0.00
Online Services	56430	1,659.00	1,740.00	0.00	0.00	0.00
Misc. Claims - Equipment	56450	409.46	0.00	0.00	0.00	0.00
Office Supplies	56800	1,773.86	1,752.50	2,692.41	458.56	0.00
Misc. Supplies	56850	0.00	1,685.21	75.36	0.00	0.00
Food	58860	168.32	230.06	217.55	192.73	0.00
Beginning Budget	99999	0.00	0.00	0.00	0.00	265,000.00
<b>Total Expenditures</b>		<b>93,312.79</b>	<b>62,077.48</b>	<b>60,770.06</b>	<b>57,472.49</b>	<b>265,000.00</b>
<b>Excess Revenues over Expenditures</b>		<b>(83,071.02)</b>	<b>39,910.27</b>	<b>105,899.52</b>	<b>(22,323.37)</b>	<b>570,000.00</b>

Kankakee County Finance Department  
Kankakee County Statement of Revenues and Expenditures - Unposted Transactions Included In Report  
From 6/1/2025 Through 8/31/2025

110 - General Fund  
130 - County Clerk

		FY22	FY23	YTD FY24	YTD FY25	Total Budget - Original
<b>Revenues</b>						
County Clerk Fees	30210	9,900.00	10,977.00	9,275.87	10,600.96	55,000.00
Marriage License Fees	30220	4,075.00	3,825.00	4,075.00	2,825.00	12,000.00
Redemption Fees	30230	17,588.00	15,114.00	15,622.00	11,920.00	100,000.00
Issue Misc. Certificates	30240	25,094.00	23,726.00	23,670.00	18,872.00	90,000.00
<b>Fees</b>						
Raffle Permit Fees	30245	10.00	20.00	15.00	5.00	50.00
Liquor Licenses	30408	2,300.00	0.00	0.00	0.00	22,000.00
Gaming Machine Licenses	30410	0.00	0.00	0.00	0.00	50.00
Interest Income-Checking	30600	9.13	14.10	235.37	353.60	0.00
Grant Revenue	30800	0.00	6,059.00	0.00	0.00	10,000.00
<b>Total Revenues</b>		<b>58,976.13</b>	<b>59,735.10</b>	<b>52,893.24</b>	<b>44,576.56</b>	<b>289,100.00</b>
<b>Expenditures</b>						
Elected Official	50100	19,275.34	19,853.61	17,527.86	18,053.76	78,233.00
Office Personnel	50120	11,687.90	12,716.36	11,312.22	20,561.12	88,925.00
Misc. Claims	53100	0.00	0.00	0.00	0.00	10,000.00
Conferences	55530	0.00	0.00	0.00	141.00	100.00
Postage and Freight	55650	1,177.23	1,610.43	(1,601.02)	1,166.48	7,500.00
Training	55850	0.00	0.00	186.82	0.00	200.00
Membership Dues	55950	0.00	700.00	0.00	860.00	967.00
Office Supplies	56800	423.30	1,805.45	720.08	883.56	8,600.00
Misc. Supplies	56850	95.00	0.00	0.00	0.00	0.00
<b>Total Expenditures</b>		<b>32,658.77</b>	<b>36,685.85</b>	<b>28,145.96</b>	<b>41,665.92</b>	<b>194,525.00</b>
<b>Excess Revenues over Expenditures</b>		<b>26,317.36</b>	<b>23,049.25</b>	<b>24,747.28</b>	<b>2,910.64</b>	<b>94,575.00</b>

Kankakee County Finance Department  
Kankakee County Statement of Revenues and Expenditures - Unposted Transactions Included In Report  
From 6/1/2025 Through 8/31/2025

110 - General Fund  
140 - Elections

		FY22	FY23	YTD FY24	YTD FY25	Total Budget - Original
<b>Revenues</b>						
GIA Salary	30100	8,415.00	8,640.00	0.00	0.00	12,000.00
<b>Reimbursement</b>						
Grant Revenue	30800	81,672.90	0.00	72,892.03	73,984.02	50,000.00
<b>Total Revenues</b>		<b>90,087.90</b>	<b>8,640.00</b>	<b>72,892.03</b>	<b>73,984.02</b>	<b>62,000.00</b>
<b>Expenditures</b>						
Office Personnel	50120	7,375.02	7,927.55	7,186.23	0.00	51,669.00
Normal OT	50150	229.01	0.00	0.00	0.00	500.00
Judges	50205	40,558.57	0.00	225.00	0.00	67,500.00
Registrars	50210	49,057.34	43,117.66	45,016.58	56,833.20	172,600.00
Over Time	50215	858.59	0.00	0.00	0.00	0.00
Rent Expense	52400	3,625.00	0.00	0.00	0.00	4,500.00
Travel Mileage	55520	56.16	0.00	0.00	0.00	300.00
Travel Mileage/Elections	55525	3,192.96	0.00	12.50	0.00	3,700.00
Conferences	55530	0.00	0.00	0.00	0.00	300.00
Postage and Freight	55650	30,598.25	1,400.96	56,913.01	1,481.33	55,000.00
Publications	55700	5,122.40	113.16	0.00	0.00	3,500.00
Maintenance Contracts	56200	0.00	0.00	0.00	37,300.00	50,000.00
Election Supplies	56550	27,512.02	4,200.81	23,276.66	6,604.76	36,600.00
Ballots	56600	65.97	0.00	0.00	0.00	7,000.00
Office Supplies	56800	0.00	0.00	0.00	1,415.80	0.00
<b>Total Expenditures</b>		<b>168,251.29</b>	<b>56,760.14</b>	<b>132,629.98</b>	<b>103,635.09</b>	<b>453,169.00</b>
<b>Excess Revenues over Expenditures</b>		<b>(78,163.39)</b>	<b>(48,120.14)</b>	<b>(59,737.95)</b>	<b>(29,651.07)</b>	<b>(391,169.00)</b>

Kankakee County Finance Department  
Kankakee County Statement of Revenues and Expenditures - Unposted Transactions Included In Report  
From 6/1/2025 Through 8/31/2025

110 - General Fund  
150 - Recorder

		FY22	FY23	YTD FY24	YTD FY25	Total Budget - Original
<b>Revenues</b>						
Recorder Fees	30290	179,117.33	154,591.75	149,285.75	171,025.50	600,000.00
State of IL RHSPS	30432	891.00	10,116.00	1,296.00	702.00	0.00
<b>Total Revenues</b>		<b>180,008.33</b>	<b>164,707.75</b>	<b>150,581.75</b>	<b>171,727.50</b>	<b>600,000.00</b>
<b>Expenditures</b>						
Elected Official	50100	18,819.22	18,819.22	16,130.76	16,776.00	0.00
Office Personnel	50120	19,391.77	19,597.17	18,570.89	17,792.99	0.00
Misc. Claims	53100	0.00	0.00	6.94	0.00	0.00
Postage and Freight	55650	403.61	319.83	346.67	241.52	0.00
Membership Dues	55950	0.00	0.00	145.00	860.00	0.00
Office Supplies	56800	0.00	339.65	0.00	0.00	0.00
Beginning Budget	99999	0.00	0.00	0.00	0.00	173,050.00
<b>Total Expenditures</b>		<b>38,614.60</b>	<b>39,075.87</b>	<b>35,200.26</b>	<b>35,670.51</b>	<b>173,050.00</b>
<b>Excess Revenues over Expenditures</b>		<b>141,393.73</b>	<b>125,631.88</b>	<b>115,381.49</b>	<b>136,056.99</b>	<b>426,950.00</b>

Kankakee County Finance Department  
Kankakee County Statement of Revenues and Expenditures - Unposted Transactions Included In Report  
From 6/1/2025 Through 8/31/2025

110 - General Fund  
160 - Assessments

		FY22	FY23	YTD FY24	YTD FY25	Total Budget - Original
<b>Revenues</b>						
GIA Salary	30100	9,576.54	9,959.58	10,357.98	13,125.00	42,758.00
<b>Reimbursement</b>						
Assessment Sale/Maps	30690	378.50	454.00	291.50	175.50	1,500.00
<b>Total Revenues</b>		<b>9,955.04</b>	<b>10,413.58</b>	<b>10,649.48</b>	<b>13,300.50</b>	<b>44,258.00</b>
<b>Expenditures</b>						
Appointed Official	50105	20,626.34	21,451.43	19,122.42	24,230.76	105,000.00
Chiefs/Management	50110	7,469.25	7,764.83	6,993.95	7,274.34	31,522.14
Office Personnel	50120	27,030.35	29,794.57	25,111.26	20,372.47	118,290.86
Travel Mileage	55520	0.00	0.00	0.00	0.00	1.00
Conferences	55530	0.00	0.00	0.00	0.00	750.00
Postage and Freight	55650	10,074.67	10,286.13	10,168.52	10,975.08	4,500.00
Publications	55700	0.00	0.00	681.20	0.00	700.00
Printing	55800	0.00	0.00	0.00	0.00	1.00
Membership Dues	55950	0.00	0.00	0.00	0.00	325.00
Maintenance Contracts	56200	0.00	0.00	0.00	0.00	1.00
Educational Materials	56500	0.00	0.00	0.00	0.00	1.00
Office Supplies	56800	652.88	634.12	733.37	548.77	1,900.00
Property Tax Notifications	58120	39.68	39.68	0.00	44.64	32,000.00
Farm Property Review	58140	200.00	200.00	200.00	200.00	200.00
<b>Comm</b>						
Computer	86000	0.00	0.00	0.00	0.00	1.00
<b>Software/Equipment</b>						
Office Equipment	86500	0.00	0.00	0.00	0.00	1.00
<b>Total Expenditures</b>		<b>66,093.17</b>	<b>70,170.76</b>	<b>63,010.72</b>	<b>63,646.06</b>	<b>295,194.00</b>
<b>Excess Revenues over Expenditures</b>		<b>(56,138.13)</b>	<b>(59,757.18)</b>	<b>(52,361.24)</b>	<b>(50,345.56)</b>	<b>(250,936.00)</b>

Kankakee County Finance Department  
 Kankakee County Statement of Revenues and Expenditures - Unposted Transactions Included In Report  
 From 6/1/2025 Through 8/31/2025

110 - General Fund  
 170 - Board of Reviews

		FY22	FY23	YTD FY24	YTD FY25	Total Budget - Original
Expenditures						
Per Diems	50220	7,174.98	7,174.98	7,174.98	7,174.98	28,700.00
Postage and Freight	55650	0.81	3.66	12.40	0.97	3,300.00
Total Expenditures		7,175.79	7,178.64	7,187.38	7,175.95	32,000.00
Excess Revenues over Expenditures		(7,175.79)	(7,178.64)	(7,187.38)	(7,175.95)	(32,000.00)

Kankakee County Finance Department  
Kankakee County Statement of Revenues and Expenditures - Unposted Transactions Included In Report  
From 6/1/2025 Through 8/31/2025

110 - General Fund  
180 - Planning Department

		FY22	FY23	YTD FY24	YTD FY25	Total Budget - Original
<b>Revenues</b>						
Contractor Permit Deposit	30300	(3,605.00)	(3,600.00)	23,800.00	(11,200.00)	0,00
Contractor Lic Fees	30330	31,452.15	36,227.57	31,390.62	37,831.57	85,000.00
Build/Planning Fees	30372	106,896.94	252,538.29	108,943.60	189,038.54	420,000.00
Code Enforcement Fines	30400	1,500.00	500.00	5,249.36	250.00	10,000.00
Planning-Maps/Fees	30402	400.00	2,649.27	3,750.00	2,500.00	11,000.00
ZBA - Fees	30404	22,670.00	1,590.00	2,920.00	1,740.00	8,000.00
Miscellaneous Income	30640	0.00	0.00	0.00	30,000.00	0.00
Grant Revenue	30800	130,217.05	24,108.00	66,546.00	807,939.47	4,860,049.00
<b>Total Revenues</b>		<b>289,531.14</b>	<b>314,013.13</b>	<b>242,599.58</b>	<b>1,058,099.58</b>	<b>5,394,049.00</b>
<b>Expenditures</b>						
Salaries	50010	3,056.46	22,734.89	14,422.92	17,307.72	385,819.00
Appointed Official	50105	(12,880.30)	41,158.99	9,583.95	38,895.14	7,000.00
Chiefs/Management	50110	34,943.15	58,835.32	34,576.94	98,994.38	107,000.00
Office Personnel	50120	16,434.94	25,703.93	26,596.97	18,168.34	57,000.00
Normal OT	50150	0.00	0.00	0.00	0.00	300.00
Building Inspectors	50235	30,550.20	32,147.22	28,711.20	30,993.60	0.00
GIS Coordinator	50240	0.00	0.00	0.00	0.00	14,000.00
Grant PTO	50370	0.00	0.00	4,804.72	2,810.18	0.00
Insurance - Health/Life	50900	3,072.80	3,824.57	4,327.35	3,270.81	14,000.00
Workers Comp. Ins.	51500	0.00	0.00	0.00	0.00	865.00
Rent Expense	52400	0.00	0.00	0.00	0.00	300,000.00
Mobile Phones	52800	718.29	899.56	1,291.65	1,198.59	5,000.00
Misc. Claims	53100	245,510.07	1,012.47	1,010.45	151,000.00	153,685.00
Professional Fees	54200	9,045.45	43,895.72	50,784.60	398,571.50	467,049.00
Travel Mileage	55520	0.00	189.96	105.86	71.89	4,000.00
Conferences	55530	420.00	639.39	1,294.00	148.14	11,000.00
Postage and Freight	55650	347.88	215.16	303.09	331.32	2,300.00
Publications	55700	0.00	61.10	61.10	0.00	2,000.00
Legal Advertising	55750	5,461.02	1,153.68	1,626.48	287.04	304,500.00
Membership Dues	55950	0.00	150.00	114.55	0.00	4,500.00
Computer Services	56100	0.00	0.00	0.00	0.00	1,500.00

Kankakee County Finance Department  
Kankakee County Statement of Revenues and Expenditures - Unposted Transactions Included In Report  
From 6/1/2025 Through 8/31/2025

Maintenance Contracts	56200	0.00	0.00	0.00	16.80	0.00
Misc. Services	56400	0.00	15,000.00	15,000.00	0.00	420,000.00
Office Supplies	56800	1,786.41	979.29	4,044.57	1,995.66	9,000.00
Reporter/Expert Fees	58380	0.00	0.00	0.00	0.00	500.00
Vehicle/Fuel	81300	1,656.26	1,362.22	1,108.42	1,150.32	6,000.00
Auto Repair	81500	1,801.96	2,569.77	3,171.53	1,196.63	8,000.00
Equipment	85500	0.00	0.00	843,146.25	0.00	3,000,000.00
Computer	86000	0.00	18,922.60	299.00	599.00	20,100.00
Software/Equipment						
Total Expenditures		341,924.59	271,455.84	1,046,385.60	767,007.06	5,305,118.00
Excess Revenues over Expenditures		(52,393.45)	42,557.29	(803,786.02)	291,092.52	88,931.00

Kankakee County Finance Department  
 Kankakee County Statement of Revenues and Expenditures - Unposted Transactions Included In Report  
 From 6/1/2025 Through 8/31/2025

110 - General Fund  
 190 - Information Services

		FY22	FY23	YTD FY24	YTD FY25	Total Budget - Original
<b>Expenditures</b>						
Appointed Official	50105	21,984.55	23,238.39	20,715.48	19,238.46	0.00
IS Personnel	50212	15,296.75	9,423.05	8,400.00	6,923.04	0.00
Auto - Preventative Maint	81400	0.00	0.00	0.00	775.90	0.00
Computer	86000	5,931.35	7,574.86	8,657.32	17,169.14	0.00
Software/Equipment						
Beginning Budget	99999	0.00	0.00	0.00	0.00	199,124.00
Total Expenditures		43,212.65	40,236.30	37,772.80	44,106.54	199,124.00
Excess Revenues over Expenditures		(43,212.65)	(40,236.30)	(37,772.80)	(44,106.54)	(199,124.00)

Kankakee County Finance Department  
Kankakee County Statement of Revenues and Expenditures - Unposted Transactions Included In Report  
From 6/1/2025 Through 8/31/2025

110 - General Fund  
200 - Building & Grounds

		FY22	FY23	YTD FY24	YTD FY25	Total Budget - Original
<b>Expenditures</b>						
Appointed Official	50105	21,072.31	22,730.68	0.00	0.00	0.00
Office Personnel	50120	15,163.73	15,623.90	13,946.53	14,482.21	0.00
Normal OT	50150	1,192.96	1,018.88	271.54	535.31	0.00
Over Time	50215	0.00	0.00	0.00	0.00	3,000.00
Maintenance	50245	81,062.54	90,707.70	84,359.44	77,612.09	498,834.00
Custodians	50250	36,624.04	50,198.27	41,035.74	52,119.03	91,062.00
Courier	50255	12,544.00	13,307.60	11,744.40	12,027.60	51,169.00
Night Premium	50320	0.00	0.00	0.00	0.00	4,160.00
Building	52100	41,364.58	16,840.21	34,721.98	35,152.48	140,000.00
<b>Maintenance/Improvement</b>						
Uniforms / Service	54550	2,489.39	5,115.55	4,568.79	4,476.75	16,000.00
Postage and Freight	55650	2.20	1.23	0.69	0.00	50.00
Maintenance Contracts	56200	23,668.79	34,780.05	17,545.87	25,472.67	125,000.00
Misc. Services	56400	40,700.34	46,818.98	44,117.49	90,999.82	200,000.00
Office Supplies	56800	0.00	22.94	103.77	(2.99)	0.00
Misc. Supplies	56850	8,009.40	7,054.50	7,361.78	3,026.81	30,000.00
Vehicle/Fuel	81300	2,702.65	1,735.81	1,754.77	978.98	7,500.00
Auto - Preventative Maint	81400	115.63	199.73	0.00	28.98	3,000.00
Auto Repair	81500	20.50	0.00	0.00	0.00	2,000.00
Misc Capital Outlay	85000	0.00	0.00	0.00	69.99	0.00
Equipment	85500	143.80	845.91	75.63	2,037.07	8,000.00
Building Improvements	87510	61,462.73	34,586.33	68,969.49	1,941.00	31,403.00
<b>Total Expenditures</b>		<b>348,339.59</b>	<b>341,588.27</b>	<b>330,577.91</b>	<b>320,957.80</b>	<b>1,211,178.00</b>
<b>Excess Revenues over Expenditures</b>		<b>(348,339.59)</b>	<b>(341,588.27)</b>	<b>(330,577.91)</b>	<b>(320,957.80)</b>	<b>(1,211,178.00)</b>

Kankakee County Finance Department  
Kankakee County Statement of Revenues and Expenditures - Unposted Transactions Included In Report  
From 6/1/2025 Through 8/31/2025

110 - General Fund  
210 - Health Ins

		FY22	FY23	YTD FY24	YTD FY25	Total Budget - Original
<b>Expenditures</b>						
Employee Flex Spending	50850	(300.00)	(237.50)	0.00	0.00	0.00
<b>Account</b>						
Insurance - Health/Life	50900	723,777.40	858,513.42	886,514.18	1,061,013.48	4,194,674.00
Insurance - Dental	50910	(17,105.41)	13,710.57	(15,358.93)	(783.05)	0.00
Insurance - Vision	50915	(13,189.27)	(13,442.36)	(13,538.72)	(13,916.65)	0.00
Insurance - IMRF Life	50920	17,455.01	16,662.54	15,400.39	1,405.34	60,000.00
Insurance - Colonial	50925	(0.03)	(0.03)	(0.03)	(0.03)	0.00
Insurance - Amer Family	50930	(2.02)	(191.23)	37.19	224.36	0.00
<b>Life</b>						
Misc. Services	56400	695.28	679.72	737.52	881.06	3,500.00
Total Expenditures		711,330.96	875,695.13	873,791.60	1,048,824.51	4,258,174.00
Excess Revenues over Expenditures		(711,330.96)	(875,695.13)	(873,791.60)	(1,048,824.51)	(4,258,174.00)

Kankakee County Finance Department  
 Kankakee County Statement of Revenues and Expenditures - Unposted Transactions Included In Report  
 From 6/1/2025 Through 8/31/2025

110 - General Fund  
 215 - Utilities

		FY22	FY23	YTD FY24	YTD FY25	Total Budget - Original
Expenditures						
Water & Sewer	52600	121,534.86	156,642.42	129,361.26	88,876.04	575,000.00
Heat	52650	18,160.29	16,422.73	15,883.84	10,571.70	130,000.00
Electricity	52700	103,658.21	167,748.04	181,074.74	166,015.60	575,000.00
Telephone	52750	120,410.10	136,962.84	57,663.60	11,693.00	170,000.00
Total Expenditures		363,763.46	477,776.03	383,983.44	277,156.34	1,450,000.00
Excess Revenues over Expenditures		(363,763.46)	(477,776.03)	(383,983.44)	(277,156.34)	(1,450,000.00)

Kankakee County Finance Department  
 Kankakee County Statement of Revenues and Expenditures - Unposted Transactions Included In Report  
 From 6/1/2025 Through 8/31/2025

110 - General Fund  
 220 - Contingency

		FY22	FY23	YTD FY24	YTD FY25	Total Budget - Original
Expenditures						
Contingency	58300	0.00	0.00	0.00	0.00	400,000.00
Capital Contingency	58310	0.00	0.00	0.00	0.00	500,000.00
Total Expenditures		0.00	0.00	0.00	0.00	900,000.00
Excess Revenues over Expenditures		0.00	0.00	0.00	0.00	(900,000.00)

Kankakee County Finance Department  
Kankakee County Statement of Revenues and Expenditures - Unposted Transactions Included In Report  
From 6/1/2025 Through 8/31/2025

110 - General Fund  
225 - Central Services

		FY22	FY23	YTD FY24	YTD FY25	Total Budget - Original
<b>Expenditures</b>						
Bilingual	50176	0.00	810.57	0.00	0.00	3,100.00
Misc. Claims	53100	99.00	99.00	0.00	0.00	900.00
Audit Fees	54400	35,875.00	32,560.00	30,925.00	0.00	69,000.00
Maintenance Contracts	56200	13,111.61	13,242.73	14,285.38	25,123.93	84,000.00
Copy Machine	56250	3,567.49	4,559.74	3,800.26	5,888.36	15,000.00
<b>Maintenance Contr</b>						
Lease Pmt Principal	56300	3,835.05	2,308.98	2,308.98	0.00	16,000.00
Office Supplies	56800	0.00	0.00	0.00	0.00	2,000.00
Other Transfers	99550	(12,945.98)	(5,003.97)	11,772.73	186,081.88	0.00
<b>Total Expenditures</b>		<b>43,542.17</b>	<b>48,577.05</b>	<b>63,092.35</b>	<b>217,094.17</b>	<b>190,000.00</b>
<b>Excess Revenues over Expenditures</b>		<b>(43,542.17)</b>	<b>(48,577.05)</b>	<b>(63,092.35)</b>	<b>(217,094.17)</b>	<b>(190,000.00)</b>

Kankakee County Finance Department  
Kankakee County Statement of Revenues and Expenditures - Unposted Transactions Included In Report  
From 6/1/2025 Through 8/31/2025

110 - General Fund  
230 - Auditor

		FY22	FY23	YTD FY24	YTD FY25	Total Budget - Original
<b>Expenditures</b>						
Elected Official	50100	18,819.22	18,819.22	16,130.76	16,776.00	0.00
Chiefs/Management	50110	12,815.39	13,192.34	11,584.62	13,384.62	0.00
Office Personnel	50120	(2,901.32)	(3,017.36)	(2,353.56)	(1,631.80)	0.00
Conferences	55530	895.00	0.00	0.00	0.00	0.00
Publications	55700	0.00	0.00	0.00	41.40	0.00
Membership Dues	55950	205.00	0.00	0.00	700.00	0.00
Online Services	56430	12.00	36.00	24.00	0.00	0.00
Educational Materials	56500	199.20	225.00	810.60	0.00	0.00
Beginning Budget	99999	0.00	0.00	0.00	0.00	117,624.00
<b>Total Expenditures</b>		<b>30,044.49</b>	<b>29,255.20</b>	<b>26,196.42</b>	<b>29,270.22</b>	<b>117,624.00</b>
<b>Excess Revenues over Expenditures</b>		<b>(30,044.49)</b>	<b>(29,255.20)</b>	<b>(26,196.42)</b>	<b>(29,270.22)</b>	<b>(117,624.00)</b>

Kankakee County Finance Department  
 Kankakee County Statement of Revenues and Expenditures - Unposted Transactions Included In Report  
 From 6/1/2025 Through 8/31/2025

110 - General Fund  
 240 - Zoning Board of Appeals

		FY22	FY23	YTD FY24	YTD FY25	Total Budget - Original
Expenditures						
Reporter/Expert Fees	58380	993.65	1,622.25	210.15	297.50	4,500.00
ZBA-Per Diems	58400	1,199.64	966.37	395.89	612.26	4,000.00
Total Expenditures		2,193.29	2,588.62	606.04	909.76	8,500.00
Excess Revenues over Expenditures		(2,193.29)	(2,588.62)	(606.04)	(909.76)	(8,500.00)

Kankakee County Finance Department  
 Kankakee County Statement of Revenues and Expenditures - Unposted Transactions Included In Report  
 From 6/1/2025 Through 8/31/2025

110 - General Fund  
 250 - IKAN ROE

		FY22	FY23	YTD FY24	YTD FY25	Total Budget - Original
Expenditures						
I-KAN Educational Agreement	58420	50,738.49	106,539.00	61,723.21	62,879.25	251,517.00
IKAN-Truancy Program	58425	9,431.49	18,862.98	9,431.37	9,140.76	36,563.00
Total Expenditures		60,169.98	125,401.98	71,154.58	72,020.01	288,080.00
Excess Revenues over Expenditures		(60,169.98)	(125,401.98)	(71,154.58)	(72,020.01)	(288,080.00)

Kankakee County Finance Department  
 Kankakee County Statement of Revenues and Expenditures - Unposted Transactions Included In Report  
 From 6/1/2025 Through 8/31/2025

110 - General Fund  
 300 - Finance Department

		FY22	FY23	YTD FY24	YTD FY25	Total Budget - Original
<b>Expenditures</b>						
Salaries	50010	0.00	0.00	0.00	0.00	139,300.00
Appointed Official	50105	15,532.30	16,153.55	12,497.76	13,449.96	0.00
Chiefs/Management	50110	1,548.96	12,728.84	980.76	1,020.00	0.00
Office Personnel	50120	3,475.70	8,885.87	14,227.39	10,238.66	0.00
Travel Mileage	55520	0.00	0.00	0.00	0.00	200.00
Conferences	55530	0.00	0.00	0.00	0.00	500.00
Postage and Freight	55650	1.67	17.79	0.69	0.69	200.00
Membership Dues	55950	0.00	0.00	0.00	760.00	1,600.00
Office Supplies	56800	0.00	128.10	168.67	296.05	1,200.00
<b>Total Expenditures</b>		<b>20,558.63</b>	<b>37,914.15</b>	<b>27,875.27</b>	<b>25,765.36</b>	<b>143,000.00</b>
<b>Excess Revenues over Expenditures</b>		<b>(20,558.63)</b>	<b>(37,914.15)</b>	<b>(27,875.27)</b>	<b>(25,765.36)</b>	<b>(143,000.00)</b>

Kankakee County Finance Department  
Kankakee County Statement of Revenues and Expenditures - Unposted Transactions Included In Report  
From 6/1/2025 Through 8/31/2025

110 - General Fund  
350 - Capital Development

		FY22	FY23	YTD FY24	YTD FY25	Total Budget - Original
<b>Expenditures</b>						
Misc. Claims	53100	0.00	0.00	1,050.00	0.00	0.00
Debt Service-Principle	54100	175,862.40	186,517.64	23,317.88	34,215.34	297,021.00
Debt Service-Interest	54150	13,897.56	8,425.51	1,867.17	1,810.93	54,148.00
Debt Service-Admin Fee	54155	1,450.00	850.00	850.00	2,250.00	3,000.00
Debt Service -	54160	45,634.65	0.00	0.00	89,718.42	0.00
<b>Health/ETSB</b>						
Professional Fees	54200	17,000.00	12,000.00	12,000.00	45,363.60	78,000.00
Advertising Expense	55760	0.00	0.00	0.00	0.00	25,000.00
Membership Dues	55950	0.00	0.00	0.00	0.00	70,000.00
Maintenance Contracts	56200	250.00	250.00	250.00	0.00	46,000.00
Building Improvements	87510	0.00	0.00	0.00	0.00	389,754.00
Transfers Out	99700	0.00	240,022.50	0.00	0.00	0.00
<b>Total Expenditures</b>		<b>254,094.61</b>	<b>448,065.65</b>	<b>39,335.05</b>	<b>173,358.29</b>	<b>962,923.00</b>
<b>Excess Revenues over Expenditures</b>		<b>(254,094.61)</b>	<b>(448,065.65)</b>	<b>(39,335.05)</b>	<b>(173,358.29)</b>	<b>(962,923.00)</b>

Kankakee County Finance Department  
Kankakee County Statement of Revenues and Expenditures - Unposted Transactions Included In Report  
From 6/1/2025 Through 8/31/2025

110 - General Fund  
500 - Circuit Clerk

		FY22	FY23	YTD FY24	YTD FY25	Total Budget - Original
Revenues						
	Cir Clrk - IL Central	30332	0.00	35.00	0.00	0.00
Police						
	Cir. Clrk Fees	30340	190,504.56	212,375.83	204,866.02	227,718.00
	Cir. Clrk 10% Bond Office	30341	52,003.60	43,829.70	22,164.40	0.99
Reta						
	Cir. Clrk Citation/Asset	30342	9,940.00	10,045.00	8,935.00	0.00
Disco						
	Cir. Clrk Wage Deduction	30343	0.00	0.00	0.00	9,565.00
	Cir. Clrk Certified Mail	30344	4,995.00	1,680.00	1,786.25	6,048.00
Fee						
	Cir. Clrk ILL State Police	30346	5,974.77	4,292.12	1,373.92	0.00
	Cir. Clrk County	30348	133.50	22.24	0.00	22.42
Ordinance Vio						
	Cir. Clrk Fees/Bond	30354	34,209.62	2,893.51	8,479.90	4,684.97
Forfeit						
	Cir. Clrk Fees/Surcharge	30356	1,589.84	1,506.21	265.00	3.64
Fund						
	Cir. Clrk Fees/Trauma	30357	2,603.69	144.82	103.48	75.71
Fund						
	Cir. Clrk Criminal Fines	30362	5,281.12	10,603.67	9,919.65	14,721.54
	Cir. Clrk SOS Police-	30363	15.57	0.00	0.00	0.00
Traffic						
	Cir Clrk Spinal Cord Fee	30366	(105.67)	4.47	5.74	3.80
	Cir. Clrk G.F. % - Tickets	30368	12,476.18	8,972.83	2,480.56	14,148.69
	Interest Income -	30610	115.07	270.53	31,050.04	100.82
Investments						
	Total Revenues		319,736.85	296,675.93	291,429.96	277,093.58
Expenditures						
	Elected Official	50100	21,511.56	21,511.56	18,438.48	19,176.00
	Chiefs/Management	50110	16,969.54	17,655.09	16,413.78	17,411.76
	Office Personnel	50120	231,024.08	207,178.00	190,988.95	193,514.26

Kankakee County Finance Department  
 Kankakee County Statement of Revenues and Expenditures - Unposted Transactions Included In Report  
 From 6/1/2025 Through 8/31/2025

Normal OT	50150	1,849.73	0.00	2,427.56	0.00	0.00
Audit Fees	54400	7,900.00	11,360.00	9,950.00	0.00	10,000.00
Postage and Freight	55650	7,446.61	3,234.81	3,471.17	4,684.89	25,000.00
Membership Dues	55950	50.00	0.00	0.00	0.00	0.00
Office Supplies	56800	7,662.87	7,898.65	7,608.02	2,615.85	25,000.00
Equipment	85500	0.00	0.00	0.00	138.90	0.00
Total Expenditures		294,414.39	268,838.11	249,297.96	237,541.66	1,140,046.00
Excess Revenues over Expenditures		25,322.46	27,837.82	42,132.00	39,551.92	(26,246.00)

Kankakee County Finance Department  
Kankakee County Statement of Revenues and Expenditures - Unposted Transactions Included In Report  
From 6/1/2025 Through 8/31/2025

110 - General Fund  
505 - Maintenance & Child  
Support

		FY22	FY23	YTD FY24	YTD FY25	Total Budget - Original
<b>Revenues</b>						
State of ILL IV-D	30270	1,113.00	756.00	1,029.00	1,260.00	10,000.00
Cir. Clrk Chld Supp/Maint	30360	8,982.00	1,540.00	1,810.00	6,075.00	25,000.00
<b>Total Revenues</b>		<b>10,095.00</b>	<b>2,296.00</b>	<b>2,839.00</b>	<b>7,335.00</b>	<b>35,000.00</b>
<b>Expenditures</b>						
Office Personnel	50120	3,032.08	6,886.03	6,810.56	7,084.80	28,000.00
Postage and Freight	55650	0.00	0.60	0.00	0.00	2,000.00
<b>Total Expenditures</b>		<b>3,032.08</b>	<b>6,886.63</b>	<b>6,810.56</b>	<b>7,084.80</b>	<b>30,000.00</b>
<b>Excess Revenues over Expenditures</b>		<b>7,062.92</b>	<b>(4,590.63)</b>	<b>(3,971.56)</b>	<b>250.20</b>	<b>5,000.00</b>

Kankakee County Finance Department  
Kankakee County Statement of Revenues and Expenditures - Unposted Transactions Included In Report  
From 6/1/2025 Through 8/31/2025

110 - General Fund  
510 - Circuit Court

		FY22	FY23	YTD FY24	YTD FY25	Total Budget - Original
<b>Revenues</b>						
Cir. Clrk - Court Fees	30355	28,485.46	33,745.65	30,037.05	31,295.37	130,000.00
Grant Revenue	30800	0.00	0.00	0.00	0.00	150,000.00
<b>Total Revenues</b>		<b>28,485.46</b>	<b>33,745.65</b>	<b>30,037.05</b>	<b>31,295.37</b>	<b>280,000.00</b>
<b>Expenditures</b>						
Office Personnel	50120	20,633.94	17,718.42	10,323.61	10,836.00	46,973.00
Clothing Allowance	50175	0.00	28.98	0.00	112.90	500.00
Judges	50205	0.00	0.00	0.00	0.00	5,000.00
Bailiffs	50230	18,852.04	20,537.98	17,269.14	21,349.12	75,844.00
Insurance/Bonds	50940	0.00	0.00	0.00	0.00	2,220.00
Interpreter Fees	54195	13,936.04	5,827.00	16,140.01	(41,126.27)	1,500.00
Professional Fees	54200	3,899.42	29,810.77	32,605.25	15,658.00	116,729.00
Fees of Others	54202	3,560.82	10,822.81	(4,097.70)	1,846.03	28,000.00
Court Psychologist	54500	12,975.00	12,975.00	12,975.00	13,752.00	57,000.00
Conferences	55530	0.00	0.00	199.00	0.00	385.00
Postage and Freight	55650	27.03	49.33	8.61	21.55	250.00
Publications	55700	405.04	357.60	0.00	0.00	1,500.00
Legal Research Materials	55710	2,509.40	2,477.60	1,820.40	2,355.23	14,250.00
Copy Paper	55900	193.24	87.48	134.43	258.93	500.00
Membership Dues	55950	0.00	0.00	0.00	0.00	85.00
Office Supplies	56800	1,098.49	167.37	318.34	762.80	4,000.00
Witness/Victim Travel	59140	0.00	0.00	0.00	0.00	300.00
Computer	86000	294,449.80	5,997.09	16,604.01	2,015.53	151,840.00
<b>Software/Equipment</b>						
Office Equipment	86500	0.00	38.98	(140.00)	0.00	600.00
<b>Total Expenditures</b>		<b>372,540.26</b>	<b>106,896.41</b>	<b>104,160.10</b>	<b>27,841.82</b>	<b>507,476.00</b>
<b>Excess Revenues over Expenditures</b>		<b>(344,054.80)</b>	<b>(73,150.76)</b>	<b>(74,123.05)</b>	<b>3,453.55</b>	<b>(227,476.00)</b>

Kankakee County Finance Department  
Kankakee County Statement of Revenues and Expenditures - Unposted Transactions Included In Report  
From 6/1/2025 Through 8/31/2025

110 - General Fund  
520 - Jury Commission

		FY22	FY23	YTD FY24	YTD FY25	Total Budget - Original
<b>Revenues</b>						
Cir. Clrk Jury Demand Fee	30345	8,606.25	6,587.50	7,056.25	9,912.50	32,000.00
<b>Total Revenues</b>		<b>8,606.25</b>	<b>6,587.50</b>	<b>7,056.25</b>	<b>9,912.50</b>	<b>32,000.00</b>
<b>Expenditures</b>						
Office Manager	50115	10,441.93	10,755.52	10,327.82	10,848.61	47,019.00
Per Diems	50220	1,215.00	1,215.00	1,215.00	1,215.00	5,000.00
Rent Expense	52400	2,250.00	0.00	0.00	0.00	0.00
Postage and Freight	55650	6,777.28	6,086.49	5,501.35	4,289.58	22,000.00
Printing	55800	1,372.55	1,104.72	943.40	713.22	4,400.00
Copy Paper	55900	79.16	78.00	89.62	83.38	400.00
Maintenance Contracts	56200	0.00	0.00	0.00	0.00	1,400.00
Office Supplies	56800	1,207.37	349.38	71.91	613.42	1,920.00
Jurors Fees	58760	13,685.00	11,518.20	31,514.66	41,257.36	155,000.00
Misc Juror Expenses	58780	309.33	342.31	227.09	102.98	2,000.00
Computer	86000	0.00	170,964.00	181,569.00	0.00	10,961.00
<b>Software/Equipment</b>						
Office Equipment	86500	0.00	65.82	0.00	0.00	250.00
<b>Total Expenditures</b>		<b>37,337.62</b>	<b>202,479.44</b>	<b>231,459.85</b>	<b>59,123.55</b>	<b>250,350.00</b>
<b>Excess Revenues over Expenditures</b>		<b>(28,731.37)</b>	<b>(195,891.94)</b>	<b>(224,403.60)</b>	<b>(49,211.05)</b>	<b>(218,350.00)</b>

Kankakee County Finance Department  
Kankakee County Statement of Revenues and Expenditures - Unposted Transactions Included In Report  
From 6/1/2025 Through 8/31/2025

110 - General Fund  
530 - States Attorney Office

		FY22	FY23	YTD FY24	YTD FY25	Total Budget - Original
<b>Revenues</b>						
GIA Salary	30100	42,344.09	43,230.69	46,947.95	47,721.24	188,870.00
<b>Reimbursement</b>						
Cir. Clrk Fees/SAO	30353	13,586.57	16,177.48	11,558.79	10,377.05	50,000.00
Miscellaneous Income	30640	0.00	(498.53)	38,235.00	170,000.00	0.00
Grant Revenue	30800	152,393.74	480,270.59	810,991.88	317,067.87	1,110,000.00
<b>Total Revenues</b>		<b>208,324.40</b>	<b>539,180.23</b>	<b>907,733.62</b>	<b>545,166.16</b>	<b>1,348,870.00</b>
<b>Expenditures</b>						
Salaries	50010	57,795.57	130,702.13	42,531.46	20,426.59	156,726.00
Elected Official	50100	46,210.13	46,938.70	42,290.88	44,679.26	0.00
Chiefs/Management	50110	0.00	0.00	461.52	480.60	0.00
Office Manager	50115	0.00	12,320.00	11,088.00	11,642.40	0.00
Office Personnel	50120	116,153.70	179,938.28	328,893.33	319,226.63	386,876.05
Deputies	50125	5,463.50	3,252.06	2,787.48	2,787.48	15,000.00
Normal OT	50150	0.00	0.00	303.90	44.72	400.00
Attorneys	50285	234,638.43	246,101.67	246,607.62	201,351.24	317,070.00
Investigators	50295	0.00	0.00	10,384.62	10,285.80	0.00
Grant Coordinator	50315	12,115.39	23,323.07	15,784.62	15,048.00	63,657.00
Insurance - Health/Life	50900	8,618.40	9,836.60	28,331.88	11,479.34	104,286.00
Employee Benefits	50955	1,808.70	19,449.91	0.00	0.00	6,653.00
Workers Comp. Ins.	51500	0.00	0.00	0.00	0.00	2,122.00
Equipment Maintenance	52300	0.00	0.00	0.00	326.30	0.00
Rent Expense	52400	0.00	1,500.00	0.00	0.00	0.00
Telephone	52750	262.00	850.25	0.00	0.00	0.00
Misc. Claims	53100	8,661.27	115,274.17	43,926.00	125,745.48	117,307.00
Service of Process	54190	403.20	966.40	406.80	1,112.50	0.00
Professional Fees	54200	5,715.00	0.00	0.00	54.68	0.00
Travel Mileage	55520	969.68	206.06	153.03	0.00	0.00
Conferences	55530	2,360.96	5,447.21	6,187.89	3,078.56	838.11
Postage and Freight	55650	1,884.39	1,748.40	1,473.33	1,188.32	0.00
Publications	55700	2,894.99	3,086.74	4,319.88	2,765.80	0.00
Printing	55800	400.49	155.17	0.00	386.82	47.00

Kankakee County Finance Department  
Kankakee County Statement of Revenues and Expenditures - Unposted Transactions Included In Report  
From 6/1/2025 Through 8/31/2025

Training	55850	15.00	7,915.00	313.00	950.00	600.00
Copy Paper	55900	939.03	806.04	913.06	365.85	169.00
Computer Services	56100	0.00	180.00	0.00	0.00	0.00
Lease Pmt Interest	56310	0.00	0.00	0.00	0.00	250.00
Office Supplies	56800	3,887.46	8,229.73	3,894.45	2,640.63	3,903.24
Misc. Supplies	56850	18,959.05	0.00	771.31	0.00	1,405.99
Reporter/Expert Fees	58380	15,996.97	8,919.00	8,673.00	10,550.75	0.00
Witness/Victim Travel	59140	629.92	1,515.15	0.00	465.18	0.00
Computer	86000	1,788.92	14,088.01	13,368.89	479.87	2,689.61
Software/Equipment						
Office Equipment	86500	0.00	1,454.42	0.00	0.00	0.00
Beginning Budget	99999	0.00	0.00	0.00	0.00	1,645,730.00
Total Expenditures		548,572.15	844,204.17	813,865.95	787,562.80	2,825,730.00
Excess Revenues over Expenditures		(340,247.75)	(305,023.94)	93,867.67	(242,396.64)	(1,476,860.00)

Kankakee County Finance Department  
Kankakee County Statement of Revenues and Expenditures - Unposted Transactions Included In Report  
From 6/1/2025 Through 8/31/2025

110 - General Fund  
540 - Public Defender

		FY22	FY23	YTD FY24	YTD FY25	Total Budget - Original
<b>Revenues</b>						
GIA Salary	30100	27,512.37	28,310.22	29,612.52	31,004.28	123,188.00
<b>Reimbursement</b>						
Cir. Clrk Pub Def Fees	30359	2,662.96	3,458.39	332.52	615.48	5,000.00
Grant Revenue	30800	0.00	0.00	0.00	0.00	115,488.00
<b>Total Revenues</b>		<b>30,175.33</b>	<b>31,768.61</b>	<b>29,945.04</b>	<b>31,619.76</b>	<b>243,676.00</b>
<b>Expenditures</b>						
Appointed Official	50105	45,110.39	46,938.70	42,290.88	44,679.26	186,045.00
Office Personnel	50120	17,048.22	18,716.95	18,004.62	19,315.00	132,000.00
Investigators	50295	14,294.71	15,003.66	10,661.52	11,330.76	61,420.00
Assistant PD's	50300	154,305.62	157,123.35	150,447.72	186,129.12	768,218.00
Insurance - Health/Life	50900	0.00	0.00	(3,749.04)	0.00	0.00
Misc. Claims	53100	117.50	923.55	119.96	111.96	250.00
Interpreter Fees	54195	0.00	1,781.00	1,623.70	753.00	0.00
Professional Fees	54200	667.53	714.27	749.97	1,099.96	3,100.00
Travel Mileage	55520	0.00	0.00	0.00	0.00	300.00
Conferences	55530	308.61	317.86	0.00	0.00	3,000.00
Postage and Freight	55650	60.52	73.11	205.81	75.61	1,000.00
Publications	55700	159.50	0.00	0.00	0.00	0.00
Office Supplies	56800	1,301.98	1,899.80	3,055.60	538.72	11,000.00
Vehicle/Fuel	81300	94.65	0.00	43.41	0.00	600.00
<b>Total Expenditures</b>		<b>233,469.23</b>	<b>243,492.25</b>	<b>223,454.15</b>	<b>264,033.39</b>	<b>1,166,933.00</b>
<b>Excess Revenues over Expenditures</b>		<b>(203,293.90)</b>	<b>(211,723.64)</b>	<b>(193,509.11)</b>	<b>(232,413.63)</b>	<b>(923,257.00)</b>

Kankakee County Finance Department  
Kankakee County Statement of Revenues and Expenditures - Unposted Transactions Included In Report  
From 6/1/2025 Through 8/31/2025

110 - General Fund  
550 - Probation

		FY22	FY23	YTD FY24	YTD FY25	Total Budget - Original
<b>Revenues</b>						
GIA Salary	30100	329,125.17	353,331.04	357,399.71	373,929.42	1,558,470.00
<b>Reimbursement</b>						
Grant Revenue	30800	57,894.62	67,053.96	124,467.56	66,292.21	120,000.00
<b>Total Revenues</b>		<b>387,019.79</b>	<b>420,385.00</b>	<b>481,867.27</b>	<b>440,221.63</b>	<b>1,678,470.00</b>
<b>Expenditures</b>						
Appointed Official	50105	30,991.31	33,470.64	30,983.10	32,997.00	142,990.00
Chiefs/Management	50110	85,858.85	100,160.55	92,720.04	98,746.86	427,231.00
Office Personnel	50120	28,113.12	25,700.94	33,480.96	37,028.34	157,000.00
Stand-By	50170	875.00	945.00	1,775.00	1,800.00	0.00
Court Incentive	50174	0.00	480.00	0.00	0.00	0.00
Clothing Allowance	50175	0.00	0.00	0.00	0.00	1,500.00
Probation Officers	50350	285,888.29	292,817.08	263,884.56	297,081.38	1,219,297.00
Insurance - Health/Life	50900	5,218.50	6,624.42	5,924.46	9,437.76	30,000.00
Employee Benefits	50955	0.00	0.00	0.00	0.00	11,080.00
Rent Expense	52400	330.00	0.00	0.00	1,005.71	0.00
Mobile Phones	52800	0.00	0.00	0.00	28.04	0.00
Misc. Claims	53100	615.45	408.33	894.00	240.00	0.00
Professional Fees	54200	34,015.56	33,295.00	15,630.00	20,178.83	49,970.00
Fees of Others	54202	4,759.25	5,133.08	5,405.94	7,154.40	15,200.00
Payroll Processing Fees	54240	200.00	0.00	0.00	0.00	0.00
Pre-Employment Testing	54260	0.00	0.00	0.00	0.00	1,000.00
Client Support	54730	0.00	54.99	266.30	180.00	340.00
Conferences	55530	0.00	3,440.51	0.00	1,049.22	0.00
Meeting Expense	55535	2,900.00	0.00	0.00	0.00	0.00
Postage and Freight	55650	0.00	0.00	0.00	0.00	1,000.00
Printing	55800	69.48	31.16	126.36	22.29	1,500.00
Training	55850	1,180.00	1,586.92	3,156.70	0.00	2,800.00
Copy Paper	55900	0.00	0.00	0.00	380.40	1,000.00
Membership Dues	55950	0.00	0.00	0.00	0.00	1,500.00
Radio Maintenance	56350	0.00	0.00	0.00	0.00	2,000.00
Office Supplies	56800	1,358.84	2,590.69	1,269.83	960.63	9,500.00

Kankakee County Finance Department  
Kankakee County Statement of Revenues and Expenditures - Unposted Transactions Included In Report  
From 6/1/2025 Through 8/31/2025

Early Intervention	58600	0.00	0.00	0.00	0.00	6,000.00
Drug Testing	58640	4,012.50	4,768.35	3,396.40	3,843.32	14,400.00
Ammunition	58660	0.00	0.00	0.00	0.00	5,000.00
Vests	58800	0.00	0.00	0.00	1,193.50	3,000.00
Vehicle/Fuel	81300	1,671.62	1,998.01	1,799.62	1,688.96	9,000.00
Auto - Preventative Maint	81400	0.00	60.00	202.00	456.30	5,500.00
Auto Repair	81500	54.95	813.79	820.59	205.62	7,000.00
Misc Capital Outlay	85000	0.00	2,698.00	0.00	0.00	690.00
Equipment	85500	6,523.25	3,834.00	7,328.00	456.00	7,000.00
Computer	86000	2,610.05	(11,632.48)	351.39	1,319.12	0.00
Software/Equipment						
Office Equipment	86500	113.56	414.82	240.61	2,190.15	10,100.00
Transfers Out	99700	0.00	0.00	0.00	0.00	2,000.00
Total Expenditures		497,359.58	509,693.80	469,655.86	519,643.83	2,144,598.00
Excess Revenues over Expenditures		(110,339.79)	(89,308.80)	12,211.41	(79,422.20)	(466,128.00)

Kankakee County Finance Department  
Kankakee County Statement of Revenues and Expenditures - Unposted Transactions Included In Report  
From 6/1/2025 Through 8/31/2025

110 - General Fund  
560 - D.N.D.C.

		FY22	FY23	YTD FY24	YTD FY25	Total Budget - Original
<b>Revenues</b>						
DNDC - Parental	30466	0.00	0.00	0.00	0.00	100.00
DNDC - Medicare	30470	0.00	0.00	0.00	0.00	500.00
<b>Total Revenues</b>		0.00	0.00	0.00	0.00	600.00
<b>Expenditures</b>						
Professional Fees	54200	0.00	0.00	0.00	0.00	1,000.00
Fees of Others	54202	0.00	0.00	0.00	0.00	1,000.00
DNDC Expenses	58320	81.25	125.05	192.85	66.50	1,000.00
Juvenile Alternative	58340	0.00	0.00	0.00	0.00	47,000.00
<b>Placement</b>						
<b>Total Expenditures</b>		81.25	125.05	192.85	66.50	50,000.00
<b>Excess Revenues over Expenditures</b>		<b>(81.25)</b>	<b>(125.05)</b>	<b>(192.85)</b>	<b>(66.50)</b>	<b>(49,400.00)</b>

Kankakee County Finance Department  
 Kankakee County Statement of Revenues and Expenditures - Unposted Transactions Included In Report  
 From 6/1/2025 Through 8/31/2025

110 - General Fund  
 580 - Juvenile Detention Center

		FY22	FY23	YTD FY24	YTD FY25	Total Budget - Original
Expenditures						
Juv. Detention Center	58620	0.00	60,900.00	95,200.00	37,125.00	325,000.00
Total Expenditures		0.00	60,900.00	95,200.00	37,125.00	325,000.00
Excess Revenues over Expenditures		0.00	(60,900.00)	(95,200.00)	(37,125.00)	(325,000.00)

Kankakee County Finance Department  
Kankakee County Statement of Revenues and Expenditures - Unposted Transactions Included In Report  
From 6/1/2025 Through 8/31/2025

110 - General Fund  
700 - Sheriff Police

		FY22	FY23	YTD FY24	YTD FY25	Total Budget - Original
<b>Revenues</b>						
GIA Salary	30100	0.00	25,164.66	26,322.24	27,559.38	109,501.00
<b>Reimbursement</b>						
Cir Clk-Sheriff SVFSH	30338	0.00	15.00	0.00	0.00	100.00
<b>Fine</b>						
Cir. Clrk Sheriff-Traffic/Crim	30350	18,010.78	31,406.51	16,512.35	0.00	95,000.00
Cir.Clrk Sheriff Fines	30364	23,812.48	53,452.39	41,836.99	32,619.71	150,000.00
Cir Clerk Arresting	30365	3,506.27	7,997.00	1,471.00	1,807.56	15,000.00
<b>Agency Fee</b>						
Civil Process Fees	30370	30,000.00	30,000.00	30,000.00	30,000.00	120,000.00
Municipal Booking Fee	30374	0.00	0.00	0.00	1,560.00	0.00
DUI Equipment-Sheriff	30378	150.03	565.80	891.51	606.03	1,500.00
Dept. of Revenue-Seizure	30380	17,500.00	8,500.00	22,500.00	13,500.00	42,300.00
Alarm Fees	30384	40.00	80.00	10.00	10.00	130.00
Sheriff Vehicle Fee	30780	40.00	60.00	0.00	0.64	100.00
Grant Revenue	30800	183,805.10	74,940.44	237,677.62	108,593.59	526,000.00
<b>Total Revenues</b>		<b>276,864.66</b>	<b>232,181.80</b>	<b>377,221.71</b>	<b>216,256.91</b>	<b>1,059,631.00</b>
<b>Expenditures</b>						
Salaries	50010	0.00	0.00	0.00	0.00	26,000.00
Elected Official	50100	28,284.06	41,723.31	37,591.90	38,162.94	165,300.00
Appointed Official	50105	0.00	0.00	0.00	(4,250.02)	0.00
Chiefs/Management	50110	18,690.56	19,572.00	17,447.04	18,432.90	80,000.00
Office Personnel	50120	45,838.43	50,521.43	61,359.20	50,981.87	271,280.00
Deputies	50125	994,227.49	971,979.28	789,761.36	883,700.36	3,900,000.00
Holiday Pay	50140	53,271.10	55,357.95	50,477.76	50,252.85	265,000.00
Shift Diff	50145	5,580.00	6,787.50	5,370.00	5,475.00	25,000.00
Normal OT	50150	19,987.43	19,396.99	33,591.26	8,536.88	56,000.00
Contract Overtime	50152	15,023.66	5,995.71	20,384.52	32,417.47	15,000.00
Education	50160	15,711.27	16,090.00	12,610.00	10,930.00	62,000.00
Rank	50165	25,955.49	30,643.00	28,143.00	29,666.58	111,000.00
Stand-By	50170	2,434.25	3,086.50	2,857.00	3,140.00	12,000.00

Kankakee County Finance Department  
Kankakee County Statement of Revenues and Expenditures - Unposted Transactions Included In Report  
From 6/1/2025 Through 8/31/2025

FTO Incentive	50171	2,437.20	3,249.60	1,949.76	2,328.88	11,000.00
Non-Tobacco Incentive	50172	3,107.49	3,357.98	2,924.64	2,884.02	13,000.00
Physical Fitness Incentive	50173	9,616.15	9,847.84	7,312.98	7,873.82	37,500.00
Clothing Allowance	50175	5,767.54	5,443.11	5,075.40	7,943.90	45,000.00
Village Contract Wages	50185	(14,532.92)	(2,436.26)	(9,037.14)	(581.07)	0.00
Per Diems	50220	0.00	0.00	0.00	7.00	0.00
Safety Director	50310	1,076.95	1,076.95	923.10	923.10	4,000.00
Insurance - Health/Life	50900	10,809.74	9,062.17	7,903.93	6,718.12	16,500.00
Employee Benefits	50955	0.00	0.00	0.00	0.00	34,800.00
Benefit Due-Other Funds	51300	0.00	447.79	0.00	0.00	0.00
Mobile Phones	52800	19,275.28	17,337.38	16,932.36	18,631.76	71,700.00
Misc. Claims	53100	2,089.07	7,274.31	2,626.37	(338.12)	31,700.00
Employment Screening	54255	0.00	625.00	750.00	0.00	3,500.00
Uniforms / Service	54550	757.79	6,704.96	7,228.47	11,700.76	20,000.00
Conferences	55530	450.00	550.00	2,466.17	0.00	8,000.00
Postage and Freight	55650	2,110.73	1,103.53	1,639.21	1,260.63	5,000.00
Training	55850	(21,744.34)	6,024.39	24,533.36	(53,451.31)	8,500.00
Membership Dues	55950	440.00	240.00	240.00	240.00	8,000.00
Computer Supplies	56150	230.88	1,322.04	273.54	262.05	1,000.00
Maintenance Contracts	56200	0.00	(8,250.00)	24,608.98	(206,748.57)	215,000.00
Radio Maintenance	56350	0.00	0.00	1,139.33	0.00	0.00
Misc. Services	56400	0.00	0.00	720.00	1,304.00	11,000.00
Office Supplies	56800	3,281.15	2,906.30	2,571.38	2,167.58	7,500.00

Kankakee County Finance Department  
Kankakee County Statement of Revenues and Expenditures - Unposted Transactions Included In Report  
From 6/1/2025 Through 8/31/2025

110 - General Fund  
700 - Sheriff Police

		FY22	FY23	YTD FY24	YTD FY25	Total Budget - Original
Misc. Supplies	56850	802.84	215.52	263.22	83.44	6,300.00
Firing Range Fees	58680	3,589.90	6,681.50	166.60	728.29	7,500.00
Investigations Expense	58720	301.23	699.03	437.12	888.63	4,000.00
Vehicle/Fuel	81300	76,947.51	70,612.91	66,137.68	46,524.16	250,000.00
Auto - Preventative Maint	81400	3,636.79	5,383.48	4,783.31	3,170.84	17,500.00
Auto Repair	81500	(396.11)	28,143.75	61,477.98	(25,208.90)	125,000.00
Computer	86000	474.28	0.00	14,107.75	7,544.74	20,000.00
Software/Equipment						
Total Expenditures		1,335,532.89	1,398,776.95	1,309,748.54	964,304.58	5,971,580.00
Excess Revenues over Expenditures		(1,058,668.23)	(1,166,595.15)	(932,526.83)	(748,047.67)	(4,911,949.00)

Kankakee County Finance Department  
Kankakee County Statement of Revenues and Expenditures - Unposted Transactions Included In Report  
From 6/1/2025 Through 8/31/2025

110 - General Fund  
710 - Corrections

		FY22	FY23	YTD FY24	YTD FY25	Total Budget - Original
<b>Revenues</b>						
Transfers In	30005	0.00	0.00	0.00	0.00	7,500.00
Municipal Booking Fee	30374	9,120.00	4,620.00	5,720.00	7,360.00	30,000.00
Fee To Make Bond	30375	21,933.63	25,937.95	6,050.95	4,765.35	70,000.00
Inmate Room& Board Fee	30376	826.20	1,863.16	87.02	0.00	1,000.00
Mileage	30388	647.15	355.95	498.40	394.80	1,500.00
Inmate Telephone	30720	15,000.00	15,000.00	15,000.00	15,000.00	60,000.00
Inmate Social Security	30730	800.00	1,000.00	400.00	0.00	4,200.00
Inmate Housing	30740	2,198,910.00	2,972,390.00	2,384,950.00	893,770.00	9,850,000.00
Grant Revenue	30800	79,403.47	93,480.28	109,136.49	234,425.94	530,000.00
<b>Total Revenues</b>		<b>2,326,640.45</b>	<b>3,114,647.34</b>	<b>2,521,842.86</b>	<b>1,155,716.09</b>	<b>10,554,200.00</b>
<b>Expenditures</b>						
Salaries	50010	0.00	0.00	0.00	0.00	64,700.00
Chiefs/Management	50110	107,281.79	110,099.50	101,597.94	104,411.28	521,000.00
Office Personnel	50120	49,848.08	50,541.81	36,645.90	38,311.80	190,000.00
Corrections	50130	1,435,792.00	1,803,183.13	1,497,309.38	1,562,182.17	6,864,000.00
Holiday Pay	50140	76,673.84	94,847.10	89,399.28	88,613.87	415,000.00
Shift Diff	50145	14,290.00	14,700.00	14,280.00	18,760.00	60,000.00
Normal OT	50150	370,693.66	159,122.59	404,753.69	14,301.02	700,000.00
Education	50160	12,300.00	12,022.00	9,310.00	9,180.00	45,000.00
Rank	50165	39,475.28	47,825.16	47,825.16	54,200.28	200,000.00
FTO Incentive	50171	324.90	4,125.00	3,300.00	3,600.00	15,000.00
Non-Tobacco Incentive	50172	4,752.54	5,191.22	5,069.36	5,267.06	21,000.00
Physical Fitness Incentive	50173	731.40	731.40	877.68	585.06	3,500.00
Clothing Allowance	50175	1,199.83	1,127.33	0.00	2,808.62	75,000.00
Medical Staff	50190	401,308.42	530,040.31	475,935.72	445,961.43	2,033,448.00
Social Worker	50192	14,670.67	14,670.67	0.00	0.00	10,241.00
Part-Time	50200	1,537.12	8,884.40	3,877.15	0.00	15,000.00
Insurance - Health/Life	50900	1,303.14	1,413.48	6,644.88	7,407.00	26,245.00
Employee Benefits	50955	0.00	0.00	0.00	0.00	30,000.00
Mobile Phones	52800	7,024.18	5,550.95	6,005.07	4,919.42	25,000.00
Misc. Claims	53100	1,032.46	518.50	428.83	0.00	6,781.00

Kankakee County Finance Department  
Kankakee County Statement of Revenues and Expenditures - Unposted Transactions Included In Report  
From 6/1/2025 Through 8/31/2025

Communications Contract	54225	0.00	55.00	0.00	0.00	0.00
Employment Screening	54255	0.00	855.00	0.00	0.00	500.00
Uniforms / Service	54550	7,107.71	6,786.78	10,517.28	1,654.46	25,000.00
Conferences	55530	0.00	0.00	0.00	329.10	2,500.00
Postage and Freight	55650	363.22	384.58	548.23	73.06	2,000.00
Training	55850	16,342.00	1,060.78	0.00	(28,452.20)	15,000.00
Membership Dues	55950	0.00	0.00	0.00	0.00	200.00
Computer Supplies	56150	210.42	479.81	1,711.22	0.00	1,500.00
Maintenance Contracts	56200	(171,963.48)	(7,625.23)	(155,701.84)	3,354.13	100,000.00
Misc. Services	56400	0.00	0.00	21,315.16	66,768.59	80,669.00
Office Supplies	56800	544.85	673.79	4,345.77	383.50	20,507.00
Misc. Supplies	56850	0.00	0.00	0.00	0.00	100.00
Kitchen Supplies	57100	0.00	0.00	0.00	0.00	5,000.00
Cell Block Supplies	57150	2,411.31	1,391.71	4,321.67	273.84	5,000.00
Appraisals	58200	0.00	0.00	31.35	0.00	0.00
Public Information	58220	79.20	0.00	0.00	0.00	0.00
Program						
Vests	58800	0.00	0.00	0.00	69.90	0.00
Medical	58820	189,850.45	152,571.12	159,066.29	124,129.10	651,345.00
Food	58860	308,042.84	414,782.96	380,937.28	270,971.32	1,650,000.00
Vehicle/Fuel	81300	(431.74)	(4,943.06)	(2,798.31)	(3,796.74)	0.00
Auto - Preventative Maint	81400	329.70	490.66	585.00	679.55	2,500.00
Auto Repair	81500	9,099.73	2,901.77	2,066.85	0.00	7,500.00

Kankakee County Finance Department  
 Kankakee County Statement of Revenues and Expenditures - Unposted Transactions Included In Report  
 From 6/1/2025 Through 8/31/2025

110 - General Fund  
 710 - Corrections

		FY22	FY23	YTD FY24	YTD FY25	Total Budget - Original
Computer Software/Equipment	86000	2,616.67	1,299.98	31,999.65	10,005.22	25,000.00
Office Equipment	86500	0.00	0.00	0.00	0.00	2,064.00
Total Expenditures		2,904,842.19	3,435,760.20	3,162,205.64	2,806,951.84	13,917,300.00
Excess Revenues over Expenditures		(578,201.74)	(321,112.86)	(640,362.78)	(1,651,235.75)	(3,363,100.00)

Kankakee County Finance Department  
 Kankakee County Statement of Revenues and Expenditures - Unposted Transactions Included In Report  
 From 6/1/2025 Through 8/31/2025

110 - General Fund  
 720 - Auxiliary/CERTS

		FY22	FY23	YTD FY24	YTD FY25	Total Budget - Original
Expenditures						
Misc. Claims	53100	0.00	128.07	0.00	1,027.00	3,000.00
Total Expenditures		0.00	128.07	0.00	1,027.00	3,000.00
Excess Revenues over Expenditures		0.00	(128.07)	0.00	(1,027.00)	(3,000.00)

Kankakee County Finance Department  
Kankakee County Statement of Revenues and Expenditures - Unposted Transactions Included In Report  
From 6/1/2025 Through 8/31/2025

110 - General Fund  
730 - E.S.D.A.

		FY22	FY23	YTD FY24	YTD FY25	Total Budget - Original
<b>Revenues</b>						
Grant Revenue	30800	15,286.14	1,580.67	22,136.05	2,478.54	92,000.00
<b>Total Revenues</b>		<b>15,286.14</b>	<b>1,580.67</b>	<b>22,136.05</b>	<b>2,478.54</b>	<b>92,000.00</b>
<b>Expenditures</b>						
Salaries	50010	6,496.00	6,880.00	2,246.40	2,336.28	24,000.00
Elected Official	50100	1,120.00	960.00	960.00	960.00	4,160.00
Chiefs/Management	50110	9,744.00	10,080.00	12,729.60	13,238.76	42,728.00
Office Personnel	50120	25,248.61	27,507.06	23,267.76	24,424.84	73,193.00
Deputies	50125	0.00	0.00	0.00	0.00	41,800.00
Credit Union/Payroll	50800	0.00	0.00	72.02	0.00	0.00
<b>Transfers</b>						
Insurance - Health/Life	50900	3,044.94	4,853.22	3,281.46	3,520.26	16,666.00
Telephone	52750	3,423.66	3,215.37	0.00	0.00	9,000.00
Mobile Phones	52800	704.88	361.03	649.93	391.93	9,270.00
Misc. Claims	53100	(740.66)	62.28	219.79	0.00	500.00
Conferences	55530	0.00	0.00	0.00	0.00	2,700.00
Postage and Freight	55650	2.64	0.00	0.00	0.00	0.00
Training	55850	2,336.04	153.38	431.07	0.00	515.00
Membership Dues	55950	0.00	0.00	0.00	0.00	500.00
Computer Supplies	56150	0.00	0.00	0.00	0.00	50.00
Maintenance Contracts	56200	0.00	0.00	423.00	450.00	4,665.00
Office Supplies	56800	172.67	418.06	1,342.97	407.96	2,400.00
Misc. Supplies	56850	0.00	0.00	0.00	0.00	1,000.00
Vehicle/Fuel	81300	1,143.47	0.00	250.92	0.00	1,131.00
Auto - Preventative Maint	81400	183.54	0.00	65.00	0.00	130.00
Auto Repair	81500	0.00	0.00	279.92	0.00	280.00
Computer	86000	3,698.00	749.99	0.00	0.00	0.00
<b>Software/Equipment</b>						
<b>Total Expenditures</b>		<b>56,577.79</b>	<b>55,240.39</b>	<b>46,219.84</b>	<b>45,730.03</b>	<b>234,688.00</b>
<b>Excess Revenues over Expenditures</b>		<b>(41,291.65)</b>	<b>(53,659.72)</b>	<b>(24,083.79)</b>	<b>(43,251.49)</b>	<b>(142,688.00)</b>

Kankakee County Finance Department  
 Kankakee County Statement of Revenues and Expenditures - Unposted Transactions Included In Report  
 From 6/1/2025 Through 8/31/2025

110 - General Fund  
 740 - Merit Commission

		FY22	FY23	YTD FY24	YTD FY25	Total Budget - Original
<b>Expenditures</b>						
Per Diems	50220	0.00	0.00	0.00	25.00	500.00
Misc. Claims	53100	0.00	0.00	1,926.32	0.00	500.00
<b>Total Expenditures</b>		0.00	0.00	1,926.32	25.00	1,000.00
<b>Excess Revenues over Expenditures</b>		0.00	0.00	(1,926.32)	(25.00)	(1,000.00)

Kankakee County Finance Department  
 Kankakee County Statement of Revenues and Expenditures - Unposted Transactions Included In Report  
 From 6/1/2025 Through 8/31/2025

110 - General Fund  
 750 - Dispatch Center

	FY22	FY23	YTD FY24	YTD FY25	Total Budget - Original
Expenditures					
ETSB Intergov. Agreement 58500	192,853.74	200,567.76	208,590.51	216,934.26	867,737.00
Total Expenditures	192,853.74	200,567.76	208,590.51	216,934.26	867,737.00
Excess Revenues over Expenditures	(192,853.74)	(200,567.76)	(208,590.51)	(216,934.26)	(867,737.00)

Kankakee County Finance Department  
Kankakee County Statement of Revenues and Expenditures - Unposted Transactions Included In Report  
From 6/1/2025 Through 8/31/2025

110 - General Fund  
760 - Coroner

		FY22	FY23	YTD FY24	YTD FY25	Total Budget - Original
<b>Revenues</b>						
Coroner Morgue	30394	2,760.67	7,676.34	3,763.12	1,132.29	0.00
Coroner Fees	30396	0.00	0.00	0.00	0.00	14,000.00
Grant Revenue	30800	0.00	3,365.00	0.00	0.00	5,000.00
<b>Total Revenues</b>		<b>2,760.67</b>	<b>11,041.34</b>	<b>3,763.12</b>	<b>1,132.29</b>	<b>19,000.00</b>
<b>Expenditures</b>						
Elected Official	50100	21,511.56	21,511.56	18,438.48	19,362.90	0.00
Office Personnel	50120	59,505.99	64,574.25	58,934.84	63,160.60	0.00
Normal OT	50150	4,011.21	576.53	1,262.67	8,383.86	0.00
Building	52100	0.00	0.00	9,747.38	0.00	0.00
<b>Maintenance/Improvement</b>						
Mobile Phones	52800	939.42	811.11	934.41	669.72	0.00
Misc. Claims	53100	0.00	0.00	1,795.83	0.00	0.00
Uniforms / Service	54550	80.00	532.54	0.00	0.00	3,500.00
Conferences	55530	516.78	0.00	68.20	0.00	0.00
Postage and Freight	55650	17.45	26.48	18.89	4.16	0.00
Radio Maintenance	56350	0.00	0.00	80.30	0.00	0.00
Office Supplies	56800	219.99	304.88	144.09	147.21	0.00
Misc. Supplies	56850	0.00	0.00	861.95	0.00	0.00
Indigent Burial	58970	300.00	350.00	0.00	300.00	0.00
Doctor & Morgue Fees	58980	52,815.10	41,153.01	42,565.96	39,511.56	0.00
Vehicle/Fuel	81300	5,952.81	5,999.80	2,666.51	2,992.30	1,500.00
Auto - Preventative Maint	81400	668.81	3,259.65	2,515.44	142.07	0.00
Beginning Budget	99999	0.00	0.00	0.00	0.00	606,650.00
<b>Total Expenditures</b>		<b>146,539.12</b>	<b>139,099.81</b>	<b>140,034.95</b>	<b>134,674.38</b>	<b>611,650.00</b>
<b>Excess Revenues over Expenditures</b>		<b>(143,778.45)</b>	<b>(128,058.47)</b>	<b>(136,271.83)</b>	<b>(133,542.09)</b>	<b>(592,650.00)</b>



**OFFICE OF THE**  
**AUDITOR**  
Colton Ekhoff  
*County Auditor*

189 East Court Street, Suite 500  
Kankakee, IL 60901  
Telephone: (815) 936-5562  
cekhoff@kankakeecountyil.gov

**Special Funds: 062-960**

For the 3<sup>rd</sup> Quarter (June 1 through August 31) 2025 report, the Special Funds 062-960 are broken down by each line item to provide a detailed view of expenditures and allocations over the last two fiscal years (2024-2025). This breakdown offers insights into the financial trends and helps assess how funds have been distributed across various categories. By reviewing historical data for the last two years, the report highlights fluctuations in spending, identifies areas of consistent investment, and sheds light on any significant changes in budgetary priorities. This detailed analysis provides more transparency into fiscal management.

Kankakee County Finance Department  
Statement of Revenues and Expenditures - Unposted Transactions Included In Report  
From 6/1/2025 Through 8/31/2025

062 - Series 2022 Bond Fund

		FY24 Period Actual	YTD FY25	FY25 Original Budget
<b>Revenue</b>				
Transfers In	30005	31,158.75	0.00	111,067.50
Interest Income-Checking	30600	423.25	292.74	1,000.00
Total Revenue		31,582.00	292.74	112,067.50
<b>Expenses</b>				
Debt Service-Principle	54100	0.00	0.00	50,000.00
Debt Service-Interest	54150	0.00	0.00	61,067.50
Total Expenses		0.00	0.00	111,067.50
Excess Revenue over Expenditure		31,582.00	292.74	1,000.00
Ending Fund Balance		31,582.00	292.74	1,000.00

Kankakee County Finance Department  
 Statement of Revenues and Expenditures - Unposted Transactions Included In Report  
 From 6/1/2025 Through 8/31/2025

065 - PBC Project Fund

		<u>FY24 Period Actual</u>	<u>YTD FY25</u>	<u>FY25 Original Budget</u>
Expenses				
Building Improvements	87510	0.00	0.00	2,928.46
Total Expenses		0.00	0.00	2,928.46
Excess Revenue over Expenditure		0.00	0.00	(2,928.46)
Ending Fund Balance		0.00	0.00	(2,928.46)

Kankakee County Finance Department  
Statement of Revenues and Expenditures - Unposted Transactions Included In Report  
From 6/1/2025 Through 8/31/2025

095 - American Rescue Plan Fund

		FY24 Period Actual	YTD FY25	FY25 Original Budget
<b>Revenue</b>				
Interest Income - Investments	30610	(21,191.78)	0.00	0.00
Grant Revenue	30800	(778,961.00)	0.00	600,000.00
<b>Total Revenue</b>		<b>(800,152.78)</b>	<b>0.00</b>	<b>600,000.00</b>
<b>Expenses</b>				
Salaries	50010	14,875.05	15,341.22	18,000.00
Elected Official	50100	2,769.24	0.00	12,000.00
Appointed Official	50105	8,926.98	9,607.08	35,000.00
Chiefs/Management	50110	980.76	0.00	4,500.00
Office Personnel	50120	18,643.99	4,153.86	16,000.00
Normal OT	50150	6.58	0.00	0.00
Attorneys	50285	8,331.47	0.00	0.00
Assistant PD's	50300	32,630.70	0.00	0.00
IMRF - General	50400	2,495.26	680.01	5,000.00
FICA - General	50500	4,689.73	794.22	5,500.00
State Unemployment Insurance	50750	318.50	35.65	125.00
Insurance - Health/Life	50900	23,114.59	8,454.06	10,000.00
Employee Benefits	50955	3,186.30	1,184.93	13,000.00
Workers Comp. Ins.	51500	281.58	2,710.70	350.00
Telephone	52750	1,319.34	0.00	0.00
Misc. Claims	53100	99,269.71	150.56	250,000.00
Professional Fees	54200	14,860.09	0.00	20,000.00
Travel Mileage	55520	24.12	0.00	150.00
Computer Software/Equipment	86000	0.00	0.00	20,000.00
Building Improvements	87510	135,350.78	0.00	0.00
<b>Total Expenses</b>		<b>372,074.77</b>	<b>43,112.29</b>	<b>409,625.00</b>
<b>Excess Revenue over Expenditure</b>		<b>(1,172,227.55)</b>	<b>(43,112.29)</b>	<b>190,375.00</b>
<b>Ending Fund Balance</b>		<b>(1,172,227.55)</b>	<b>(43,112.29)</b>	<b>190,375.00</b>

Kankakee County Finance Department  
Statement of Revenues and Expenditures - Unposted Transactions Included In Report  
From 6/1/2025 Through 8/31/2025

098 - ARPA Lost Revenue Fund

		FY24 Period Actual	YTD FY25	FY25 Original Budget
<b>Revenue</b>				
Interest Income - Investments	30610	(17,134.30)	0.00	0.00
Grant Revenue	30800	778,961.00	0.00	1,321,511.00
<b>Total Revenue</b>		<b>761,826.70</b>	<b>0.00</b>	<b>1,321,511.00</b>
<b>Expenses</b>				
Misc. Claims	53100	20,476.68	0.00	13,853.00
Professional Fees	54200	18,750.00	0.00	0.00
Travel Mileage	55520	11,473.28	0.00	10,000.00
Computer Services	56100	1,780.98	0.00	0.00
Maintenance Contracts	56200	0.00	0.00	250,134.00
Election Supplies	56550	0.00	0.00	97,524.00
Computer Software/Equipment	86000	252,726.06	0.00	700,000.00
Vehicles	87000	723,221.00	0.00	0.00
Buildings	87500	435,071.95	0.00	0.00
Building Improvements	87510	37,028.63	0.00	250,000.00
<b>Total Expenses</b>		<b>1,500,528.58</b>	<b>0.00</b>	<b>1,321,511.00</b>
<b>Excess Revenue over Expenditure</b>		<b>(738,701.88)</b>	<b>0.00</b>	<b>0.00</b>
<b>Ending Fund Balance</b>		<b>(738,701.88)</b>	<b>0.00</b>	<b>0.00</b>

Kankakee County Finance Department  
Statement of Revenues and Expenditures - Unposted Transactions Included In Report  
From 6/1/2025 Through 8/31/2025

200 - Tort Fund

		FY24 Period Actual	YTD FY25	FY25 Original Budget
<b>Revenue</b>				
Property Tax Revenue	30110	1,924,828.26	2,392,987.50	3,947,800.00
Interest Income-Checking	30600	8,289.82	1,457.37	8,000.00
Interest Income - Investments	30610	106.48	91.82	300.00
Interest Income - Tax Disburse	30630	0.00	0.00	7,000.00
Miscellaneous Income	30640	0.00	0.00	500.00
Grant Revenue	30800	238.07	0.00	5,000.00
<b>Total Revenue</b>		<b>1,933,462.63</b>	<b>2,394,536.69</b>	<b>3,968,600.00</b>
<b>Expenses</b>				
Appointed Official	50105	2,769.24	2,769.24	12,528.04
Chiefs/Management	50110	41,448.96	44,045.63	192,819.55
Office Personnel	50120	45,213.55	51,254.09	205,430.99
Normal OT	50150	2.34	0.00	0.00
IS Personnel	50212	8,400.00	6,923.10	38,688.38
ASA Civil Div	50260	4,698.98	4,964.36	20,729.06
Attorneys	50285	72,118.74	83,937.42	326,131.33
State Unemployment Insurance	50750	4,364.15	5,112.29	78,000.00
Workers Comp. Ins.	51500	166,991.43	144,026.20	768,188.81
Liability Ins - General Govt	51800	6,602.34	6,817.80	30,000.00
ICRMT Premium	51950	386,775.00	445,330.98	1,698,738.80
Misc. Claims	53100	37,579.78	45,711.10	300,000.00
Office Bonds	53300	0.00	0.00	100.00
Professional Fees	54200	7,802.00	3,920.80	75,000.00
Travel Mileage	55520	0.00	0.00	500.00
Conferences	55530	0.00	0.00	5,000.00
Postage and Freight	55650	0.00	0.00	2,450.00
Publications	55700	4,521.18	3,688.14	25,000.00
Printing	55800	0.00	139.67	500.00
Training	55850	0.00	0.00	70,000.00
Copy Paper	55900	491.64	197.00	1,000.00
Membership Dues	55950	0.00	0.00	1,000.00
Computer Services	56100	360.00	0.00	0.00
Maintenance Contracts	56200	0.00	0.00	85,000.00
Office Supplies	56800	1,307.84	836.94	3,500.00
Appellate Appeal Fees	58280	0.00	0.00	28,000.00
Reporter/Expert Fees	58380	0.00	0.00	3,500.00
Equipment	85500	0.00	0.00	2,000.00
Computer Software/Equipment	86000	0.00	0.00	1,000.00
Office Equipment	86500	0.00	0.00	5,000.00
<b>Total Expenses</b>		<b>791,447.17</b>	<b>849,674.76</b>	<b>3,979,804.96</b>
<b>Excess Revenue over Expenditure</b>		<b>1,142,015.46</b>	<b>1,544,861.93</b>	<b>(11,204.96)</b>
<b>Ending Fund Balance</b>		<b>1,142,015.46</b>	<b>1,544,861.93</b>	<b>(11,204.96)</b>

Kankakee County Finance Department  
Statement of Revenues and Expenditures - Unposted Transactions Included In Report  
From 6/1/2025 Through 8/31/2025

210 - Pension Fund

		FY24 Period Actual	YTD FY25	FY25 Original Budget
<b>Revenue</b>				
Property Tax-IMRF	30112	2,612,676.40	2,280,174.27	3,882,508.00
Property Tax-Social Sec	30114	1,391,766.15	1,543,481.54	2,551,490.00
Interest Income-Checking	30600	51,986.89	28,749.02	25,000.00
Interest Income - Investments	30610	0.00	0.00	100.00
Interest Income - Tax Disburse	30630	0.00	0.00	10,000.00
Miscellaneous Income	30640	0.00	0.00	100.00
Grant Revenue	30800	3,765.36	0.00	25,000.00
<b>Total Revenue</b>		<b>4,060,194.80</b>	<b>3,852,404.83</b>	<b>6,494,198.00</b>
<b>Expenses</b>				
IMRF - General	50400	948,933.17	1,058,561.04	3,844,498.00
FICA - General	50500	564,556.71	572,305.81	2,649,700.00
Workers Comp. Ins.	51500	0.00	(221.96)	0.00
<b>Total Expenses</b>		<b>1,513,489.88</b>	<b>1,630,644.89</b>	<b>6,494,198.00</b>
<b>Excess Revenue over Expenditure</b>		<b>2,546,704.92</b>	<b>2,221,759.94</b>	<b>0.00</b>
<b>Ending Fund Balance</b>		<b>2,546,704.92</b>	<b>2,221,759.94</b>	<b>0.00</b>

Kankakee County Finance Department  
Statement of Revenues and Expenditures - Unposted Transactions Included In Report  
From 6/1/2025 Through 8/31/2025

220 - Recorder Computer Fund

		FY24 Period Actual	YTD FY25	FY25 Original Budget
<b>Revenue</b>				
GIS Portion Recorder Computer	30428	3,173.00	3,139.00	13,000.00
Special Fund Fees	30510	61,333.70	63,132.22	220,000.00
Interest Income-Checking	30600	7,763.13	3,998.56	0.00
Interest Income - Investments	30610	20.43	17.63	0.00
<b>Total Revenue</b>		<b>72,290.26</b>	<b>70,287.41</b>	<b>233,000.00</b>
<b>Expenses</b>				
Office Personnel	50120	15,601.81	21,573.01	75,300.00
Travel Mileage	55520	713.82	678.83	4,000.00
Conferences	55530	121.98	0.00	3,000.00
Restoration Service	56125	0.00	0.00	80,000.00
Maintenance Contracts	56200	4,850.00	3,950.00	79,000.00
Misc. Services	56400	797.10	629.50	3,000.00
Online Services	56430	8,248.55	7,334.22	38,000.00
Office Supplies	56800	1,485.70	1,105.10	3,000.00
Computer Software/Equipment	86000	0.00	5,411.00	5,000.00
Office Equipment	86500	0.00	0.00	7,000.00
<b>Total Expenses</b>		<b>31,818.96</b>	<b>40,681.66</b>	<b>297,300.00</b>
<b>Excess Revenue over Expenditure</b>		<b>40,471.30</b>	<b>29,605.75</b>	<b>(64,300.00)</b>
<b>Ending Fund Balance</b>		<b>40,471.30</b>	<b>29,605.75</b>	<b>(64,300.00)</b>

Kankakee County Finance Department  
Statement of Revenues and Expenditures - Unposted Transactions Included In Report  
From 6/1/2025 Through 8/31/2025

230 - Co. Clerk Vital Record Fund

		FY24 Period Actual	YTD FY25	FY25 Original Budget
<b>Revenue</b>				
Tax Redemption Automation Fee	30235	2,976.00	40.00	4,250.00
Special Fund Fees	30510	7,324.00	8,024.00	35,000.00
Interest Income-Checking	30600	17.97	8.34	75.00
Interest Income - Investments	30610	13.09	11.29	40.00
<b>Total Revenue</b>		<b>10,331.06</b>	<b>8,083.63</b>	<b>39,365.00</b>
<b>Expenses</b>				
Office Personnel	50120	14,920.63	4,158.00	35,000.00
Over Time	50215	0.00	0.00	1,800.00
Misc. Claims	53100	2,652.07	2,893.93	10,000.00
Office Supplies	56800	0.00	0.00	500.00
<b>Total Expenses</b>		<b>17,572.70</b>	<b>7,051.93</b>	<b>47,300.00</b>
<b>Excess Revenue over Expenditure</b>		<b>(7,241.64)</b>	<b>1,031.70</b>	<b>(7,935.00)</b>
<b>Ending Fund Balance</b>		<b>(7,241.64)</b>	<b>1,031.70</b>	<b>(7,935.00)</b>

Kankakee County Finance Department  
Statement of Revenues and Expenditures - Unposted Transactions Included In Report  
From 6/1/2025 Through 8/31/2025

240 - Treasurers Computer Fund

		FY24 Period Actual	YTD FY25	FY25 Original Budget
<b>Revenue</b>				
Treasurer Fees	30280	69,282.59	30,856.00	60,000.00
Tax Sale	30460	0.00	0.00	19,000.00
Interest Income-Checking	30600	78.83	56.67	250.00
Interest Income - Investments	30610	11.03	9.50	50.00
Miscellaneous Income	30640	0.00	0.00	1,100.00
<b>Total Revenue</b>		<b>69,372.45</b>	<b>30,922.17</b>	<b>80,400.00</b>
<b>Expenses</b>				
Office Personnel	50120	10,218.12	11,713.08	45,700.00
Misc. Claims	53100	0.00	0.00	5,000.00
Printing	55800	0.00	0.00	400.00
Computer Supplies	56150	0.00	0.00	1,000.00
Maintenance Contracts	56200	0.00	0.00	150.00
Misc. Services	56400	0.00	20.00	0.00
Misc. Claims - Equipment	56450	0.00	0.00	5,000.00
Misc. Supplies	56850	0.00	0.00	500.00
<b>Total Expenses</b>		<b>10,218.12</b>	<b>11,733.08</b>	<b>57,750.00</b>
<b>Excess Revenue over Expenditure</b>		<b>59,154.33</b>	<b>19,189.09</b>	<b>22,650.00</b>
<b>Ending Fund Balance</b>		<b>59,154.33</b>	<b>19,189.09</b>	<b>22,650.00</b>

Kankakee County Finance Department  
Statement of Revenues and Expenditures - Unposted Transactions Included In Report  
From 6/1/2025 Through 8/31/2025

250 - Treasurers Interest Fund

		FY24 Period Actual	YTD FY25	FY25 Original Budget
<b>Revenue</b>				
Special Fund Fees	30510	0.00	0.00	20,000.00
Interest Income-Checking	30600	71.43	46.73	300.00
Interest Income	30620	0.00	0.00	500.00
<b>Total Revenue</b>		<b>71.43</b>	<b>46.73</b>	<b>20,800.00</b>
<b>Expenses</b>				
Misc. Claims	53100	0.00	0.00	100,000.00
<b>Total Expenses</b>		<b>0.00</b>	<b>0.00</b>	<b>100,000.00</b>
Excess Revenue over Expenditure		71.43	46.73	<b>(79,200.00)</b>
Ending Fund Balance		71.43	46.73	<b>(79,200.00)</b>

Kankakee County Finance Department  
Statement of Revenues and Expenditures - Unposted Transactions Included In Report  
From 6/1/2025 Through 8/31/2025

260 - Court Security Fund

		FY24 Period Actual	YTD FY25	FY25 Original Budget
<b>Revenue</b>				
Special Fund Fees	30510	52,501.28	55,724.11	175,000.00
Interest Income-Checking	30600	2,248.40	1,596.82	0.00
<b>Total Revenue</b>		<b>54,749.68</b>	<b>57,320.93</b>	<b>175,000.00</b>
<b>Expenses</b>				
Deputies	50125	24,899.88	26,229.48	120,000.00
Court OT	50155	1,078.49	938.82	7,500.00
Misc. Claims	53100	0.00	0.00	1,500.00
Computer Software/Equipment	86000	22,600.00	1,491.99	25,000.00
<b>Total Expenses</b>		<b>48,578.37</b>	<b>28,660.29</b>	<b>154,000.00</b>
Excess Revenue over Expenditure		6,171.31	28,660.64	21,000.00
<b>Ending Fund Balance</b>		<b>6,171.31</b>	<b>28,660.64</b>	<b>21,000.00</b>

Kankakee County Finance Department  
Statement of Revenues and Expenditures - Unposted Transactions Included In Report  
From 6/1/2025 Through 8/31/2025

265 - Sheriff E-Citation Fund

		FY24 Period Actual	YTD FY25	FY25 Original Budget
Revenue				
Special Fund Fees	30510	472.00	292.33	1,500.00
Interest Income-Checking	30600	150.82	89.69	100.00
Total Revenue		622.82	382.02	1,600.00
Excess Revenue over Expenditure		622.82	382.02	1,600.00
Ending Fund Balance		622.82	382.02	1,600.00

Kankakee County Finance Department  
Statement of Revenues and Expenditures - Unposted Transactions Included In Report  
From 6/1/2025 Through 8/31/2025

270 - Court Document Storage Fund

		FY24 Period Actual	YTD FY25	FY25 Original Budget
<b>Revenue</b>				
Special Fund Fees	30510	43,878.13	44,937.50	180,000.00
Interest Income-Checking	30600	549.00	328.73	400.00
Interest Income - Investments	30610	3.03	2.61	10.00
<b>Total Revenue</b>		<b>44,430.16</b>	<b>45,268.84</b>	<b>180,410.00</b>
<b>Expenses</b>				
Office Personnel	50120	35,721.61	38,517.76	150,000.00
Normal OT	50150	475.73	0.00	0.00
Professional Fees	54200	0.00	0.00	10,000.00
Maintenance Contracts	56200	0.00	0.00	2,200.00
<b>Total Expenses</b>		<b>36,197.34</b>	<b>38,517.76</b>	<b>162,200.00</b>
Excess Revenue over Expenditure		8,232.82	6,751.08	18,210.00
Ending Fund Balance		8,232.82	6,751.08	18,210.00

Kankakee County Finance Department  
Statement of Revenues and Expenditures - Unposted Transactions Included In Report  
From 6/1/2025 Through 8/31/2025

275 - Foreclosure Mediation Fund

		FY24 Period Actual	YTD FY25	FY25 Original Budget
<b>Revenue</b>				
Special Fund Fees	30510	4,350.00	5,400.00	25,000.00
Interest Income-Checking	30600	8.33	5.92	0.00
<b>Total Revenue</b>		<b>4,358.33</b>	<b>5,405.92</b>	<b>25,000.00</b>
<b>Expenses</b>				
Professional Fees	54200	6,750.00	5,850.00	25,000.00
<b>Total Expenses</b>		<b>6,750.00</b>	<b>5,850.00</b>	<b>25,000.00</b>
Excess Revenue over Expenditure		<b>(2,391.67)</b>	<b>(444.08)</b>	0.00
Ending Fund Balance		<b>(2,391.67)</b>	<b>(444.08)</b>	0.00

Kankakee County Finance Department  
Statement of Revenues and Expenditures - Unposted Transactions Included In Report  
From 6/1/2025 Through 8/31/2025

280 - Law Library Fund

		FY24 Period Actual	YTD FY25	FY25 Original Budget
<b>Revenue</b>				
Special Fund Fees	30510	9,638.71	11,341.33	38,000.00
Interest Income-Checking	30600	0.28	2.07	0.00
<b>Total Revenue</b>		<b>9,638.99</b>	<b>11,343.40</b>	<b>38,000.00</b>
<b>Expenses</b>				
Publications	55700	4,603.75	4,846.06	38,000.00
<b>Total Expenses</b>		<b>4,603.75</b>	<b>4,846.06</b>	<b>38,000.00</b>
Excess Revenue over Expenditure		5,035.24	6,497.34	0.00
Ending Fund Balance		5,035.24	6,497.34	0.00

Kankakee County Finance Department  
Statement of Revenues and Expenditures - Unposted Transactions Included In Report  
From 6/1/2025 Through 8/31/2025

290 - Probation Service Fees Fund

		FY24 Period Actual	YTD FY25	FY25 Original Budget	
<b>Revenue</b>					
	Cir Clerk - Dom Violence Fee	30369	3,552.00	200.00	1,800.00
	Prob/Courts Operations Fee	30379	2,204.00	1,331.03	9,000.00
	Special Fund Fees	30510	28,676.21	19,002.45	75,000.00
	Interest Income-Checking	30600	6,912.21	4,011.91	50.00
	Interest Income - Investments	30610	20.11	17.34	10.00
	<b>Total Revenue</b>		41,364.53	24,562.73	85,860.00
<b>Expenses</b>					
	Stand-By	50170	0.00	0.00	6,000.00
	Clothing Allowance	50175	320.51	0.00	0.00
	Mobile Phones	52800	1,625.58	1,743.85	12,000.00
	Misc. Claims	53100	0.00	0.00	3,500.00
	Professional Fees	54200	0.00	0.00	5,000.00
	Travel Mileage	55520	0.00	0.00	1,500.00
	Postage and Freight	55650	171.12	107.99	0.00
	Training	55850	0.00	0.00	9,000.00
	Maintenance Contracts	56200	0.00	0.00	5,000.00
	Early Intervention	58600	1,200.00	1,932.95	15,000.00
	Drug Testing	58640	3,600.10	2,334.76	10,000.00
	Vests	58800	1,190.10	0.00	0.00
	Equipment	85500	0.00	1,000.00	17,500.00
	Computer Software/Equipment	86000	0.00	0.00	10,500.00
	<b>Total Expenses</b>		8,107.41	7,119.55	95,000.00
	<b>Excess Revenue over Expenditure</b>		33,257.12	17,443.18	(9,140.00)
	<b>Ending Fund Balance</b>		33,257.12	17,443.18	(9,140.00)

Kankakee County Finance Department  
Statement of Revenues and Expenditures - Unposted Transactions Included In Report  
From 6/1/2025 Through 8/31/2025

300 - Forfeited Funds (SAO)

		FY24 Period Actual	YTD FY25	FY25 Original Budget
<b>Revenue</b>				
Special Fund Fees	30510	21,861.52	3,627.04	35,000.00
Interest Income-Checking	30600	48.58	13.78	170.00
<b>Total Revenue</b>		<b>21,910.10</b>	<b>3,640.82</b>	<b>35,170.00</b>
<b>Expenses</b>				
Office Personnel	50120	1,709.88	5,350.91	8,000.00
Attorneys	50285	2,072.94	0.00	9,000.00
Misc. Claims	53100	12,856.60	3,694.77	30,000.00
Conferences	55530	0.00	0.00	1,000.00
Printing	55800	11.25	0.00	300.00
Training	55850	6,579.45	0.00	7,000.00
<b>Total Expenses</b>		<b>23,230.12</b>	<b>9,045.68</b>	<b>55,300.00</b>
<b>Excess Revenue over Expenditure</b>		<b>(1,320.02)</b>	<b>(5,404.86)</b>	<b>(20,130.00)</b>
<b>Ending Fund Balance</b>		<b>(1,320.02)</b>	<b>(5,404.86)</b>	<b>(20,130.00)</b>

Kankakee County Finance Department  
Statement of Revenues and Expenditures - Unposted Transactions Included In Report  
From 6/1/2025 Through 8/31/2025

301 - MADD (SAO)

		FY24 Period Actual	YTD FY25	FY25 Original Budget
<b>Revenue</b>				
Special Fund Fees	30510	3,207.37	0.00	7,000.00
Interest Income-Checking	30600	2.76	0.00	50.00
Miscellaneous Income	30640	0.00	0.00	1,000.00
<b>Total Revenue</b>		<b>3,210.13</b>	<b>0.00</b>	<b>8,050.00</b>
<b>Expenses</b>				
Chiefs/Management	50110	5,010.48	5,211.78	0.00
Attorneys	50285	3,698.10	3,846.00	0.00
Mobile Phones	52800	965.96	876.66	0.00
Misc. Claims	53100	10,065.35	2,277.50	8,050.00
Professional Fees	54200	4,850.00	0.00	0.00
<b>Total Expenses</b>		<b>24,589.89</b>	<b>12,211.94</b>	<b>8,050.00</b>
Excess Revenue over Expenditure		<b>(21,379.76)</b>	<b>(12,211.94)</b>	<b>0.00</b>
Ending Fund Balance		<b>(21,379.76)</b>	<b>(12,211.94)</b>	<b>0.00</b>

Kankakee County Finance Department  
Statement of Revenues and Expenditures - Unposted Transactions Included In Report  
From 6/1/2025 Through 8/31/2025

305 - Equitable Sharing - SAO

		FY24 Period Actual	YTD FY25	FY25 Original Budget
<b>Revenue</b>				
Interest Income-Checking	30600	5.59	3.35	25.00
Total Revenue		5.59	3.35	25.00
<b>Expenses</b>				
Misc. Claims	53100	0.00	0.00	9,292.00
Total Expenses		0.00	0.00	9,292.00
Excess Revenue over Expenditure		5.59	3.35	(9,267.00)
Ending Fund Balance		5.59	3.35	(9,267.00)

Kankakee County Finance Department  
Statement of Revenues and Expenditures - Unposted Transactions Included In Report  
From 6/1/2025 Through 8/31/2025

308 - Diversion Accountabilty Fund

		FY24 Period Actual	YTD FY25	FY25 Original Budget
<b>Revenue</b>				
Interest Income-Checking	30600	14.05	6.49	50.00
Miscellaneous Income	30640	1,375.00	3,025.00	12,000.00
Total Revenue		1,389.05	3,031.49	12,050.00
<b>Expenses</b>				
Misc. Claims	53100	0.00	0.00	5,000.00
Training	55850	0.00	0.00	5,000.00
Total Expenses		0.00	0.00	10,000.00
Excess Revenue over Expenditure		1,389.05	3,031.49	2,050.00
Ending Fund Balance		1,389.05	3,031.49	2,050.00

Kankakee County Finance Department  
Statement of Revenues and Expenditures - Unposted Transactions Included In Report  
From 6/1/2025 Through 8/31/2025

310 - Gang Violence Fund

		FY24 Period Actual	YTD FY25	FY25 Original Budget
<b>Revenue</b>				
Special Fund Fines	30520	37.00	22.82	500.00
Interest Income-Checking	30600	4.87	2.94	20.00
<b>Total Revenue</b>		<b>41.87</b>	<b>25.76</b>	<b>520.00</b>
<b>Expenses</b>				
Misc. Claims	53100	0.00	0.00	2,500.00
Reporter/Expert Fees	58380	0.00	0.00	1,500.00
Computer Software/Equipment	86000	0.00	0.00	2,000.00
<b>Total Expenses</b>		<b>0.00</b>	<b>0.00</b>	<b>6,000.00</b>
Excess Revenue over Expenditure		41.87	25.76	(5,480.00)
Ending Fund Balance		41.87	25.76	(5,480.00)

Kankakee County Finance Department  
Statement of Revenues and Expenditures - Unposted Transactions Included In Report  
From 6/1/2025 Through 8/31/2025

312 - SAO Natl. Opioid Settlement

		FY24 Period Actual	YTD FY25	FY25 Original Budget
<b>Revenue</b>				
Miscellaneous Income	30640	202,871.53	136,309.86	75,000.00
<b>Total Revenue</b>		<b>202,871.53</b>	<b>136,309.86</b>	<b>75,000.00</b>
<b>Expenses</b>				
Misc. Claims	53100	0.00	860.00	100,000.00
Office Supplies	56800	0.00	0.00	500.00
<b>Total Expenses</b>		<b>0.00</b>	<b>860.00</b>	<b>100,500.00</b>
Excess Revenue over Expenditure		202,871.53	135,449.86	<b>(25,500.00)</b>
Ending Fund Balance		202,871.53	135,449.86	<b>(25,500.00)</b>

Kankakee County Finance Department  
Statement of Revenues and Expenditures - Unposted Transactions Included In Report  
From 6/1/2025 Through 8/31/2025

315 - SAO Records/Automation Fund

		FY24 Period Actual	YTD FY25	FY25 Original Budget
<b>Revenue</b>				
Special Fund Fees	30510	1,140.00	859.63	5,000.00
Interest Income-Checking	30600	30.48	10.40	40.00
<b>Total Revenue</b>		<b>1,170.48</b>	<b>870.03</b>	<b>5,040.00</b>
<b>Expenses</b>				
Computer Software/Equipment	86000	1,220.10	813.40	8,000.00
<b>Total Expenses</b>		<b>1,220.10</b>	<b>813.40</b>	<b>8,000.00</b>
Excess Revenue over Expenditure		<b>(49.62)</b>	56.63	<b>(2,960.00)</b>
Ending Fund Balance		<b>(49.62)</b>	56.63	<b>(2,960.00)</b>

Kankakee County Finance Department  
Statement of Revenues and Expenditures - Unposted Transactions Included In Report  
From 6/1/2025 Through 8/31/2025

318 - SAO IDRP Fees Fund

		FY24 Period Actual	YTD FY25	FY25 Original Budget
<b>Revenue</b>				
Local Debt Recovery Program	30590	5,103.72	16,594.65	15,000.00
Interest Income-Checking	30600	792.16	495.18	1,000.00
<b>Total Revenue</b>		<b>5,895.88</b>	<b>17,089.83</b>	<b>16,000.00</b>
<b>Expenses</b>				
Chiefs/Management	50110	0.00	0.00	5,000.00
Office Personnel	50120	0.00	0.00	5,000.00
Misc. Claims	53100	0.00	0.00	5,000.00
Office Supplies	56800	0.00	0.00	500.00
<b>Total Expenses</b>		<b>0.00</b>	<b>0.00</b>	<b>15,500.00</b>
<b>Excess Revenue over Expenditure</b>		<b>5,895.88</b>	<b>17,089.83</b>	<b>500.00</b>
<b>Ending Fund Balance</b>		<b>5,895.88</b>	<b>17,089.83</b>	<b>500.00</b>

Kankakee County Finance Department  
Statement of Revenues and Expenditures - Unposted Transactions Included In Report  
From 6/1/2025 Through 8/31/2025

320 - Dispute Resolution Fund

		FY24 Period Actual	YTD FY25	FY25 Original Budget
<b>Revenue</b>				
Special Fund Fines	30520	835.94	960.98	3,500.00
Interest Income-Checking	30600	8.45	5.94	0.00
<b>Total Revenue</b>		<b>844.39</b>	<b>966.92</b>	<b>3,500.00</b>
<b>Expenses</b>				
Misc. Claims	53100	0.00	0.00	3,500.00
<b>Total Expenses</b>		<b>0.00</b>	<b>0.00</b>	<b>3,500.00</b>
<b>Excess Revenue over Expenditure</b>		<b>844.39</b>	<b>966.92</b>	<b>0.00</b>
<b>Ending Fund Balance</b>		<b>844.39</b>	<b>966.92</b>	<b>0.00</b>

Kankakee County Finance Department  
Statement of Revenues and Expenditures - Unposted Transactions Included In Report  
From 6/1/2025 Through 8/31/2025

325 - Circuit Clerk Oper/Admin Fund

		FY24 Period Actual	YTD FY25	FY25 Original Budget
<b>Revenue</b>				
Special Fund Fees	30510	11,477.22	11,604.13	50,000.00
Interest Income-Checking	30600	2,824.23	1,837.47	2,000.00
Miscellaneous Income	30640	2,000.00	3,000.00	105,000.00
<b>Total Revenue</b>		<b>16,301.45</b>	<b>16,441.60</b>	<b>157,000.00</b>
<b>Expenses</b>				
Office Personnel	50120	15,035.08	24,963.32	100,000.00
Normal OT	50150	370.30	0.00	0.00
Misc. Claims	53100	1,750.00	285.00	10,000.00
Conferences	55530	5,239.05	1,099.00	10,000.00
Membership Dues	55950	50.00	0.00	1,000.00
<b>Total Expenses</b>		<b>22,444.43</b>	<b>26,347.32</b>	<b>121,000.00</b>
Excess Revenue over Expenditure		<b>(6,142.98)</b>	<b>(9,905.72)</b>	36,000.00
Ending Fund Balance		<b>(6,142.98)</b>	<b>(9,905.72)</b>	36,000.00

Kankakee County Finance Department  
Statement of Revenues and Expenditures - Unposted Transactions Included In Report  
From 6/1/2025 Through 8/31/2025

330 - Court Automation Fund

		FY24 Period Actual	YTD FY25	FY25 Original Budget
<b>Revenue</b>				
Special Fund Fees	30510	43,880.52	44,817.64	180,000.00
Interest Income-Checking	30600	1,885.80	1,510.46	5,000.00
Interest Income - Investments	30610	147.61	127.29	500.00
<b>Total Revenue</b>		<b>45,913.93</b>	<b>46,455.39</b>	<b>185,500.00</b>
<b>Expenses</b>				
Office Personnel	50120	33,192.83	35,780.83	150,000.00
Normal OT	50150	439.46	0.00	0.00
Conferences	55530	0.00	(1,099.00)	0.00
Computer Software/Equipment	86000	0.00	0.00	5,000.00
<b>Total Expenses</b>		<b>33,632.29</b>	<b>34,681.83</b>	<b>155,000.00</b>
<b>Excess Revenue over Expenditure</b>		<b>12,281.64</b>	<b>11,773.56</b>	<b>30,500.00</b>
<b>Ending Fund Balance</b>		<b>12,281.64</b>	<b>11,773.56</b>	<b>30,500.00</b>

Kankakee County Finance Department  
Statement of Revenues and Expenditures - Unposted Transactions Included In Report  
From 6/1/2025 Through 8/31/2025

335 - Circuit Clerk E-Citation Fund

		FY24 Period Actual	YTD FY25	FY25 Original Budget
<b>Revenue</b>				
Special Fund Fees	30510	10,120.49	9,442.56	43,000.00
Interest Income-Checking	30600	3,288.58	1,965.11	2,500.00
<b>Total Revenue</b>		<b>13,409.07</b>	<b>11,407.67</b>	<b>45,500.00</b>
<b>Expenses</b>				
Maintenance Contracts	56200	0.00	0.00	70,000.00
<b>Total Expenses</b>		<b>0.00</b>	<b>0.00</b>	<b>70,000.00</b>
Excess Revenue over Expenditure		13,409.07	11,407.67	<b>(24,500.00)</b>
Ending Fund Balance		13,409.07	11,407.67	<b>(24,500.00)</b>

Kankakee County Finance Department  
Statement of Revenues and Expenditures - Unposted Transactions Included In Report  
From 6/1/2025 Through 8/31/2025

345 - P.D. Records/Automation Fund

		FY24 Period Actual	YTD FY25	FY25 Original Budget
<b>Revenue</b>				
Special Fund Fees	30510	238.00	81.50	900.00
Interest Income-Checking	30600	39.57	24.01	50.00
Total Revenue		277.57	105.51	950.00
<b>Expenses</b>				
Misc. Claims	53100	0.00	0.00	2,500.00
Total Expenses		0.00	0.00	2,500.00
Excess Revenue over Expenditure		277.57	105.51	(1,550.00)
Ending Fund Balance		277.57	105.51	(1,550.00)

Kankakee County Finance Department  
Statement of Revenues and Expenditures - Unposted Transactions Included In Report  
From 6/1/2025 Through 8/31/2025

350 - Arrestee Medical Cost Fund

		FY24 Period Actual	YTD FY25	FY25 Original Budget
<b>Revenue</b>				
Special Fund Fees	30510	2,190.70	710.39	8,000.00
Interest Income-Checking	30600	3.45	0.74	25.00
<b>Total Revenue</b>		<b>2,194.15</b>	<b>711.13</b>	<b>8,025.00</b>
<b>Expenses</b>				
Transfers Out	99700	0.00	0.00	10,000.00
<b>Total Expenses</b>		<b>0.00</b>	<b>0.00</b>	<b>10,000.00</b>
Excess Revenue over Expenditure		2,194.15	711.13	<b>(1,975.00)</b>
Ending Fund Balance		2,194.15	711.13	<b>(1,975.00)</b>

Kankakee County Finance Department  
Statement of Revenues and Expenditures - Unposted Transactions Included In Report  
From 6/1/2025 Through 8/31/2025

355 - Coroner Fees Fund

		FY24 Period Actual	YTD FY25	FY25 Original Budget
<b>Revenue</b>				
Coroner Cremation Fee	30392	18,400.00	21,100.00	65,000.00
Coroner Fees	30396	867.00	3,022.74	4,000.00
Interest Income-Checking	30600	20.88	15.60	50.00
<b>Total Revenue</b>		<b>19,287.88</b>	<b>24,138.34</b>	<b>69,050.00</b>
<b>Expenses</b>				
Office Personnel	50120	3,600.00	0.00	5,000.00
Bank Charges	53400	0.00	0.00	100.00
Uniforms / Service	54550	886.61	113.00	3,000.00
Conferences	55530	296.48	0.00	7,500.00
Office Supplies	56800	0.00	0.00	3,000.00
Doctor & Morgue Fees	58980	0.00	0.00	2,500.00
Vehicle/Fuel	81300	3,997.55	0.00	1,000.00
Auto - Preventative Maint	81400	0.00	0.00	950.00
Computer Software/Equipment	86000	0.00	0.00	1,000.00
Vehicles	87000	0.00	0.00	45,000.00
<b>Total Expenses</b>		<b>8,780.64</b>	<b>113.00</b>	<b>69,050.00</b>
<b>Excess Revenue over Expenditure</b>		<b>10,507.24</b>	<b>24,025.34</b>	<b>0.00</b>
<b>Ending Fund Balance</b>		<b>10,507.24</b>	<b>24,025.34</b>	<b>0.00</b>

Kankakee County Finance Department  
Statement of Revenues and Expenditures - Unposted Transactions Included In Report  
From 6/1/2025 Through 8/31/2025

*360 - Health Department*

		FY24 Period Actual	YTD FY25	FY25 Original Budget
<b>Revenue</b>				
Interest Income - Investments	30610	29,389.94	25,344.88	0.00
Total Revenue		29,389.94	25,344.88	0.00
<b>Excess Revenue over Expenditure</b>				
		29,389.94	25,344.88	0.00
<b>Ending Fund Balance</b>				
		29,389.94	25,344.88	0.00

Kankakee County Finance Department  
Statement of Revenues and Expenditures - Unposted Transactions Included In Report  
From 6/1/2025 Through 8/31/2025

365 - IKAN-ROE Building Fund

		FY24 Period Actual	YTD FY25	FY25 Original Budget
<b>Revenue</b>				
Interest Income-Checking	30600	530.44	268.46	500.00
Miscellaneous Income	30640	13,928.00	14,394.00	51,000.00
<b>Total Revenue</b>		<b>14,458.44</b>	<b>14,662.46</b>	<b>51,500.00</b>
<b>Expenses</b>				
Water & Sewer	52600	2,937.18	2,575.96	8,300.00
Heat	52650	541.60	797.79	11,000.00
Electricity	52700	11,661.31	12,375.70	32,000.00
Misc. Claims	53100	0.00	0.00	7,500.00
Maintenance Contracts	56200	0.00	0.00	500.00
<b>Total Expenses</b>		<b>15,140.09</b>	<b>15,749.45</b>	<b>59,300.00</b>
<b>Excess Revenue over Expenditure</b>		<b>(681.65)</b>	<b>(1,086.99)</b>	<b>(7,800.00)</b>
<b>Ending Fund Balance</b>		<b>(681.65)</b>	<b>(1,086.99)</b>	<b>(7,800.00)</b>

Kankakee County Finance Department  
Statement of Revenues and Expenditures - Unposted Transactions Included In Report  
From 6/1/2025 Through 8/31/2025

380 - V.A.C. Fund

		FY24 Period Actual	YTD FY25	FY25 Original Budget
<b>Revenue</b>				
Property Tax Revenue	30110	400,147.89	442,697.03	711,697.83
Interest Income-Checking	30600	47.37	46.27	0.00
<b>Total Revenue</b>		<b>400,195.26</b>	<b>442,743.30</b>	<b>711,697.83</b>
<b>Expenses</b>				
Appointed Official	50105	21,562.77	33,323.10	175,100.00
Office Personnel	50120	38,584.54	38,796.37	289,482.00
Normal OT	50150	22.50	0.00	0.00
Insurance - Health/Life	50900	0.00	0.00	56,000.00
Liability Ins - General Govt	51800	0.00	0.00	3,700.00
Auto Insurance	51850	(278.91)	0.00	8,700.00
Rent Expense	52400	7,285.74	7,836.48	52,346.00
Electricity	52700	606.86	1,076.01	3,600.00
Telephone	52750	1,082.30	0.00	3,600.00
Office Bonds	53300	100.00	0.00	200.00
Professional Fees	54200	3,850.00	18,453.20	35,000.00
Travel Mileage	55520	0.00	182.78	2,000.00
Conferences	55530	1,385.00	49.05	15,000.00
Postage and Freight	55650	155.85	10.10	300.00
Publications	55700	0.00	0.00	2,000.00
Advertising Expense	55760	0.00	0.00	2,000.00
Printing	55800	0.00	0.00	2,000.00
Membership Dues	55950	50.00	0.00	4,000.00
Office Supplies	56800	768.80	68.39	8,000.00
Veteran Treatment Court	59110	0.00	0.00	1,500.00
Veteran/Widow Shelter Assist	59130	4,333.50	5,328.02	50,000.00
Veteran/Widow Utility Assist	59135	440.00	279.78	5,000.00
Veteran/Widow Food	59150	0.00	0.00	4,000.00
Veteran/Widow Emergency	59155	93.00	0.00	10,000.00
<b>Assist</b>				
Veteran Transportation	59170	830.28	100.00	6,500.00
Outreach/Mentoring Program	59190	0.00	0.00	3,000.00
Vehicle/Fuel	81300	884.49	747.02	7,000.00
Auto Repair	81500	0.00	0.00	6,500.00
Computer Software/Equipment	86000	1,132.05	663.21	15,000.00
Office Equipment	86500	0.00	673.29	0.00
<b>Total Expenses</b>		<b>82,888.77</b>	<b>107,586.80</b>	<b>771,528.00</b>
<b>Excess Revenue over Expenditure</b>		<b>317,306.49</b>	<b>335,156.50</b>	<b>(59,830.17)</b>
<b>Ending Fund Balance</b>		<b>317,306.49</b>	<b>335,156.50</b>	<b>(59,830.17)</b>

Kankakee County Finance Department  
Statement of Revenues and Expenditures - Unposted Transactions Included In Report  
From 6/1/2025 Through 8/31/2025

395 - Fed Seized Task Force Fund

		<u>FY24 Period Actual</u>	<u>YTD FY25</u>	<u>FY25 Original Budget</u>
<b>Revenue</b>				
Interest Income-Checking	30600	12.30	7.41	40.00
<b>Total Revenue</b>		<b>12.30</b>	<b>7.41</b>	<b>40.00</b>
<b>Expenses</b>				
Equipment	85500	0.00	0.00	10,000.00
<b>Total Expenses</b>		<b>0.00</b>	<b>0.00</b>	<b>10,000.00</b>
Excess Revenue over Expenditure		12.30	7.41	<b>(9,960.00)</b>
Ending Fund Balance		12.30	7.41	<b>(9,960.00)</b>

Kankakee County Finance Department  
Statement of Revenues and Expenditures - Unposted Transactions Included In Report  
From 6/1/2025 Through 8/31/2025

410 - County Highway

		FY24 Period Actual	YTD FY25	FY25 Original Budget
<b>Revenue</b>				
Property Tax Revenue	30110	1,434,118.38	1,599,888.11	0.00
Interest Income-Checking	30600	834.99	185.04	0.00
Interest Income - Investments	30610	4,156.93	3,596.73	0.00
Miscellaneous Income	30640	379,355.74	881,249.54	0.00
<b>Total Revenue</b>		<b>1,818,466.04</b>	<b>2,484,919.42</b>	<b>0.00</b>
<b>Expenses</b>				
Misc. Claims	53100	966,259.78	1,008,842.25	0.00
<b>Total Expenses</b>		<b>966,259.78</b>	<b>1,008,842.25</b>	<b>0.00</b>
<b>Excess Revenue over Expenditure</b>		<b>852,206.26</b>	<b>1,476,077.17</b>	<b>0.00</b>
<b>Ending Fund Balance</b>		<b>852,206.26</b>	<b>1,476,077.17</b>	<b>0.00</b>

Kankakee County Finance Department  
Statement of Revenues and Expenditures - Unposted Transactions Included In Report  
From 6/1/2025 Through 8/31/2025

420 - County Motor Fuel Tax

		FY24 Period Actual	YTD FY25	FY25 Original Budget
<b>Revenue</b>				
Interest Income-Checking	30600	107.05	42.24	0.00
Interest Income - Investments	30610	74,836.99	57,921.55	0.00
Miscellaneous Income	30640	650,035.86	656,912.22	0.00
<b>Total Revenue</b>		<b>724,979.90</b>	<b>714,876.01</b>	<b>0.00</b>
<b>Expenses</b>				
Misc. Claims	53100	1,583,356.53	1,900,268.64	0.00
<b>Total Expenses</b>		<b>1,583,356.53</b>	<b>1,900,268.64</b>	<b>0.00</b>
<b>Excess Revenue over Expenditure</b>		<b>(858,376.63)</b>	<b>(1,185,392.63)</b>	<b>0.00</b>
<b>Ending Fund Balance</b>		<b>(858,376.63)</b>	<b>(1,185,392.63)</b>	<b>0.00</b>

Kankakee County Finance Department  
Statement of Revenues and Expenditures - Unposted Transactions Included In Report  
From 6/1/2025 Through 8/31/2025

430 - Matching Tax

		FY24 Period Actual	YTD FY25	FY25 Original Budget
<b>Revenue</b>				
Property Tax Revenue	30110	546,196.33	606,798.84	0.00
Interest Income-Checking	30600	6,687.17	3,959.02	0.00
Interest Income - Investments	30610	430.37	418.05	0.00
<b>Total Revenue</b>		<b>553,313.87</b>	<b>611,175.91</b>	<b>0.00</b>
<b>Expenses</b>				
Misc. Claims	53100	0.00	639,697.34	0.00
<b>Total Expenses</b>		<b>0.00</b>	<b>639,697.34</b>	<b>0.00</b>
Excess Revenue over Expenditure		553,313.87	<b>(28,521.43)</b>	0.00
Ending Fund Balance		553,313.87	<b>(28,521.43)</b>	0.00

Kankakee County Finance Department  
Statement of Revenues and Expenditures - Unposted Transactions Included In Report  
From 6/1/2025 Through 8/31/2025

440 - County Bridge

		FY24 Period Actual	YTD FY25	FY25 Original Budget
<b>Revenue</b>				
Property Tax Revenue	30110	546,196.33	606,798.84	0.00
Interest Income-Checking	30600	5,581.91	2,894.36	0.00
Interest Income - Investments	30610	14,300.18	12,331.81	0.00
Total Revenue		566,078.42	622,025.01	0.00
<b>Expenses</b>				
Misc. Claims	53100	15,212.60	58,487.55	0.00
Total Expenses		15,212.60	58,487.55	0.00
Excess Revenue over Expenditure		550,865.82	563,537.46	0.00
Ending Fund Balance		550,865.82	563,537.46	0.00

Kankakee County Finance Department  
 Statement of Revenues and Expenditures - Unposted Transactions Included In Report  
 From 6/1/2025 Through 8/31/2025

450 - Township Bridge

		FY24 Period Actual	YTD FY25	FY25 Original Budget
<b>Revenue</b>				
Interest Income-Checking	30600	9.65	158.46	0.00
Total Revenue		9.65	158.46	0.00
<b>Expenses</b>				
Misc. Claims	53100	3,300.08	334,456.90	0.00
Total Expenses		3,300.08	334,456.90	0.00
Excess Revenue over Expenditure		(3,290.43)	(334,298.44)	0.00
Ending Fund Balance		(3,290.43)	(334,298.44)	0.00

Kankakee County Finance Department  
Statement of Revenues and Expenditures - Unposted Transactions Included In Report  
From 6/1/2025 Through 8/31/2025

500 - GIS Fund

		FY24 Period Actual	YTD FY25	FY25 Original Budget
<b>Revenue</b>				
GIS Portion Recorder Computer	30428	50,743.00	77,665.00	220,000.00
Interest Income-Checking	30600	8,256.49	3,324.25	150.00
Interest Income - Investments	30610	55.39	47.78	1.00
<b>Total Revenue</b>		<b>59,054.88</b>	<b>81,037.03</b>	<b>220,151.00</b>
<b>Expenses</b>				
Appointed Official	50105	11,257.14	12,750.00	55,250.00
Chiefs/Management	50110	401.76	252.24	1,595.06
Office Personnel	50120	9,168.66	9,539.03	46,238.17
GIS Coordinator	50240	23,478.82	(8,662.33)	74,794.53
Professional Fees	54200	95,683.49	18,431.85	160,000.00
Travel Mileage	55520	0.00	0.00	500.00
Conferences	55530	350.00	0.00	3,000.00
Publications	55700	107.42	0.00	250.00
Legal Advertising	55750	0.00	0.00	500.00
Membership Dues	55950	0.00	0.00	500.00
Maintenance Contracts	56200	48.32	115.98	1,000.00
Office Supplies	56800	0.00	138.83	1,000.00
Computer Software/Equipment	86000	123.92	0.00	36,500.00
Office Equipment	86500	0.00	0.00	500.00
<b>Total Expenses</b>		<b>140,619.53</b>	<b>32,565.60</b>	<b>381,627.76</b>
<b>Excess Revenue over Expenditure</b>		<b>(81,564.65)</b>	<b>48,471.43</b>	<b>(161,476.76)</b>
<b>Ending Fund Balance</b>		<b>(81,564.65)</b>	<b>48,471.43</b>	<b>(161,476.76)</b>

Kankakee County Finance Department  
Statement of Revenues and Expenditures - Unposted Transactions Included In Report  
From 6/1/2025 Through 8/31/2025

600 - 911 System Fee Fund

		FY24 Period Actual	YTD FY25	FY25 Original Budget
<b>Revenue</b>				
Wireless Surcharge Fee	30446	303,791.13	464,008.39	1,140,000.00
Other Surcharges	30448	380,860.25	113,096.25	452,376.00
Police/Fire	30495	151,115.00	136,103.55	420,099.30
County/City	30500	633,668.75	899,386.55	3,873,972.24
Hospitals	30505	51,351.53	4,049.52	114,910.97
Interest Income-Checking	30600	4,274.51	1,440.41	12,000.00
Interest Income - Investments	30610	64,211.36	55,224.87	186,000.00
Miscellaneous Income	30640	15,980.36	937.42	0.00
Int. Gov. Agreements	30770	0.00	0.00	1,550.00
Contracts	30850	900.00	2,250.00	33,701.22
Capital Fund	30920	0.00	0.00	1,280,947.16
<b>Total Revenue</b>		<b>1,606,152.89</b>	<b>1,676,496.96</b>	<b>7,515,556.89</b>
<b>Expenses</b>				
Salaries	50010	517,257.36	525,893.70	2,543,738.00
Chiefs/Management	50110	73,359.54	69,551.28	326,500.00
Holiday Pay	50140	15,926.22	18,872.26	92,000.00
Shift Diff	50145	5,575.00	5,475.00	25,200.00
Normal OT	50150	35,021.76	39,649.43	85,000.00
Education	50160	4,275.00	4,950.00	16,500.00
FTO Incentive	50171	4,302.50	3,650.00	20,000.00
Bilingual	50176	675.00	900.00	2,700.00
Lead Supervisor	50180	0.00	0.00	26,280.00
IMRF - General	50400	38,837.85	13,451.95	192,500.00
FICA - General	50500	46,865.86	15,810.04	217,000.00
State Unemployment Insurance	50750	165.74	58.83	6,850.00
Insurance - Health/Life	50900	122,571.69	43,173.64	550,000.00
Insurance/Bonds	50940	12,365.00	11,816.40	58,950.00
Tuition Reimbursement	50950	0.00	0.00	2,000.00
Rent Expense	52400	0.00	0.00	24,812.00
Electricity	52700	2,653.73	2,394.33	11,100.00
Telephone	52750	4,747.17	4,790.51	20,400.00
Utilities	52900	138.23	170.69	2,170.00
Professional Fees	54200	5,753.39	3,763.64	45,260.00
Communications Contract	54225	7,425.18	7,334.86	30,000.00
Tower Rent	54230	9,600.00	12,800.00	38,400.00
Employment Screening	54255	2,449.00	372.00	2,700.00
Travel Mileage	55520	369.17	0.00	3,750.00
Conferences	55530	2,191.95	0.00	20,730.00
Meeting Expense	55535	0.00	1,766.71	3,710.00
Postage and Freight	55650	19.25	2.86	615.00
Publications	55700	0.00	0.00	200.00
Training	55850	1,919.00	127.66	30,555.00
Membership Dues	55950	0.00	50.00	2,300.00
Maintenance Contracts	56200	91,458.24	71,991.99	497,005.41
Misc. Services	56400	10,781.34	4,677.53	43,000.00

Kankakee County Finance Department  
Statement of Revenues and Expenditures - Unposted Transactions Included In Report  
From 6/1/2025 Through 8/31/2025

Cleaning Services	56410	5,279.56	5,816.96	26,930.00
Educational Materials	56500	0.00	0.00	5,000.00
Office Supplies	56800	1,944.52	41.97	5,500.00
Contingency	58300	0.00	0.00	725,000.00

Kankakee County Finance Department  
Statement of Revenues and Expenditures - Unposted Transactions Included In Report  
From 6/1/2025 Through 8/31/2025

600 - 911 System Fee Fund

		FY24 Period Actual	YTD FY25	FY25 Original Budget
Computer Software/Equipment	86000	85,342.64	139,663.37	1,101,000.00
Office Equipment	86500	0.00	0.00	710,201.48
Total Expenses		1,109,270.89	1,009,017.61	7,515,556.89
Excess Revenue over Expenditure		496,882.00	667,479.35	0.00
Ending Fund Balance		496,882.00	667,479.35	0.00

Kankakee County Finance Department  
Statement of Revenues and Expenditures - Unposted Transactions Included In Report  
From 6/1/2025 Through 8/31/2025

680 - Animal Control Fund

		FY24 Period Actual	YTD FY25	FY25 Original Budget
<b>Revenue</b>				
Village Contract Fee	30382	9,705.00	7,130.00	30,000.00
Animal Control Fee	30454	10,391.00	14,693.74	45,000.00
AC Registration Fee	30456	88,735.00	83,200.00	285,000.00
AC Micro Chip Fee	30458	1,045.00	1,305.00	3,000.00
Donations	30472	1,844.34	605.00	2,500.00
Population Control Fund	30515	5,940.00	4,820.00	15,000.00
Interest Income-Checking	30600	561.32	335.34	1,000.00
Interest Income - Investments	30610	1,784.01	620.84	1,000.00
Miscellaneous Income	30640	554.00	1,134.00	3,000.00
<b>Total Revenue</b>		<b>120,559.67</b>	<b>113,843.92</b>	<b>385,500.00</b>
<b>Expenses</b>				
Chiefs/Management	50110	11,640.00	13,538.10	58,665.00
Office Personnel	50120	64,781.52	65,538.03	283,000.00
Normal OT	50150	158.62	316.69	1,000.00
Over Time	50215	0.00	0.00	250.00
Equipment Maintenance	52300	0.00	170.00	100.00
Water & Sewer	52600	875.66	154.80	4,000.00
Heat	52650	233.90	438.65	5,000.00
Electricity	52700	1,817.55	63.05	7,000.00
Telephone	52750	579.25	0.00	2,500.00
Mobile Phones	52800	724.54	710.75	3,100.00
Internet	52850	2,511.40	430.41	5,100.00
Misc. Claims	53100	(1,001.84)	220.97	2,000.00
Bank Charges	53400	0.00	0.00	50.00
Debt Service-Principle	54100	0.00	0.00	95,000.00
Debt Service-Interest	54150	0.00	0.00	48,835.00
Permits & Licenses	54250	0.00	0.00	500.00
Uniforms / Service	54550	146.56	40.11	1,500.00
Depreciation - Equipment	55130	0.00	0.00	1,000.00
Travel Mileage	55520	0.00	0.00	250.00
Conferences	55530	0.00	406.56	1,500.00
Postage and Freight	55650	530.31	379.37	1,750.00
Publications	55700	0.00	0.00	350.00
Printing	55800	0.00	592.41	1,000.00
Training	55850	25.00	0.00	2,000.00
Membership Dues	55950	0.00	0.00	300.00
Maintenance Contracts	56200	0.00	0.00	1,000.00
Office Supplies	56800	1,021.56	584.62	2,000.00
Misc. Supplies	56850	0.00	0.00	250.00
Food	58860	2,244.00	2,515.84	6,500.00
Pound Operations	59200	4,506.84	3,422.99	15,000.00
Voucher - Spaying/Neutering	59210	4,027.33	4,206.55	7,500.00
Dog Tag/Forms	59220	1,490.00	0.00	5,000.00
Veterinarian	59230	8,379.60	11,448.88	20,000.00
Vehicle/Fuel	81300	2,694.06	2,539.04	10,000.00

Kankakee County Finance Department  
Statement of Revenues and Expenditures - Unposted Transactions Included In Report  
From 6/1/2025 Through 8/31/2025

Auto - Preventative Maint	81400	65.00	130.00	1,000.00
Auto Repair	81500	0.00	0.00	1,000.00
Computer Software/Equipment	86000	430.87	178.95	10,000.00
Building Improvements	87510	863.93	486.42	0.00

Kankakee County Finance Department  
 Statement of Revenues and Expenditures - Unposted Transactions Included In Report  
 From 6/1/2025 Through 8/31/2025

680 - Animal Control Fund

		FY24 Period Actual	YTD FY25	FY25 Original Budget
Transfers Out	99700	31,158.75	0.00	0.00
Total Expenses		139,904.41	108,513.19	605,000.00
Excess Revenue over Expenditure		(19,344.74)	5,330.73	(219,500.00)
Ending Fund Balance		(19,344.74)	5,330.73	(219,500.00)

Kankakee County Finance Department  
Statement of Revenues and Expenditures - Unposted Transactions Included In Report  
From 6/1/2025 Through 8/31/2025

720 - PTAB/Contract Appraisal

		<u>FY24 Period Actual</u>	<u>YTD FY25</u>	<u>FY25 Original Budget</u>
Revenue				
Interest Income-Checking	30600	8.00	4.81	0.00
Total Revenue		8.00	4.81	0.00
Excess Revenue over Expenditure		8.00	4.81	0.00
Ending Fund Balance		8.00	4.81	0.00

Kankakee County Finance Department  
Statement of Revenues and Expenditures - Unposted Transactions Included In Report  
From 6/1/2025 Through 8/31/2025

730 - Township Motor Fuel Tax

		FY24 Period Actual	YTD FY25	FY25 Original Budget
<b>Revenue</b>				
Interest Income-Checking	30600	82.30	52.65	0.00
Interest Income - Investments	30610	29,043.61	21,619.66	0.00
Miscellaneous Income	30640	494,829.32	498,152.68	0.00
Total Revenue		523,955.23	519,824.99	0.00
<b>Expenses</b>				
Misc. Claims	53100	1,555,219.91	1,887,599.31	0.00
Total Expenses		1,555,219.91	1,887,599.31	0.00
Excess Revenue over Expenditure		(1,031,264.68)	(1,367,774.32)	0.00
Ending Fund Balance		(1,031,264.68)	(1,367,774.32)	0.00

Kankakee County Finance Department  
Statement of Revenues and Expenditures - Unposted Transactions Included In Report  
From 6/1/2025 Through 8/31/2025

740 - Kankakee County EZ

		FY24 Period Actual	YTD FY25	FY25 Original Budget
<b>Revenue</b>				
Interest Income-Checking	30600	26.52	13.64	0.00
Miscellaneous Income	30640	24,497.78	2,500.00	0.00
<b>Total Revenue</b>		<b>24,524.30</b>	<b>2,513.64</b>	<b>0.00</b>
<b>Expenses</b>				
Professional Fees	54200	427.50	0.00	0.00
Conferences	55530	125.00	0.00	0.00
<b>Total Expenses</b>		<b>552.50</b>	<b>0.00</b>	<b>0.00</b>
<b>Excess Revenue over Expenditure</b>		<b>23,971.80</b>	<b>2,513.64</b>	<b>0.00</b>
<b>Ending Fund Balance</b>		<b>23,971.80</b>	<b>2,513.64</b>	<b>0.00</b>

Kankakee County Finance Department  
Statement of Revenues and Expenditures - Unposted Transactions Included In Report  
From 6/1/2025 Through 8/31/2025

745 - Kankakee River Valley EZ

		FY24 Period Actual	YTD FY25	FY25 Original Budget
<b>Revenue</b>				
Interest Income-Checking	30600	102.67	36.28	0.00
Miscellaneous Income	30640	12,681.00	18,972.59	0.00
Total Revenue		12,783.67	19,008.87	0.00
<b>Expenses</b>				
Chiefs/Management	50110	11,257.02	12,565.42	0.00
Professional Fees	54200	427.50	0.00	0.00
Conferences	55530	125.00	0.00	0.00
Total Expenses		11,809.52	12,565.42	0.00
Excess Revenue over Expenditure		974.15	6,443.45	0.00
Ending Fund Balance		974.15	6,443.45	0.00

Kankakee County Finance Department  
Statement of Revenues and Expenditures - Unposted Transactions Included In Report  
From 6/1/2025 Through 8/31/2025

750 - Drug Court Fund

		FY24 Period Actual	YTD FY25	FY25 Original Budget
<b>Revenue</b>				
Cir. Clrk - Court Fees	30355	4,923.34	3,529.41	12,000.00
Interest Income-Checking	30600	844.05	483.05	15.00
<b>Total Revenue</b>		<b>5,767.39</b>	<b>4,012.46</b>	<b>12,015.00</b>
<b>Expenses</b>				
Misc. Claims	53100	0.00	0.00	1,000.00
Travel Mileage	55520	0.00	0.00	1,500.00
Drug Testing	58640	1,997.65	2,793.39	6,000.00
<b>Total Expenses</b>		<b>1,997.65</b>	<b>2,793.39</b>	<b>8,500.00</b>
Excess Revenue over Expenditure		3,769.74	1,219.07	3,515.00
Ending Fund Balance		3,769.74	1,219.07	3,515.00

Kankakee County Finance Department  
Statement of Revenues and Expenditures - Unposted Transactions Included In Report  
From 6/1/2025 Through 8/31/2025

790 - SAO Teen Court Fund

		FY24 Period Actual	YTD FY25	FY25 Original Budget
Revenue				
Cir. Clrk - Court Fees	30355	2,002.05	1,754.06	0.00
Interest Income-Checking	30600	516.17	317.28	0.00
Total Revenue		2,518.22	2,071.34	0.00
Excess Revenue over Expenditure		2,518.22	2,071.34	0.00
Ending Fund Balance		2,518.22	2,071.34	0.00

Kankakee County Finance Department  
Statement of Revenues and Expenditures - Unposted Transactions Included In Report  
From 6/1/2025 Through 8/31/2025

820 - Arrowhead Hills S.A.

		<u>FY24 Period Actual</u>	<u>YTD FY25</u>	<u>FY25 Original Budget</u>
Revenue				
Interest Income - Investments	30610	8.04	6.93	0.00
Total Revenue		8.04	6.93	0.00
Excess Revenue over Expenditure		8.04	6.93	0.00
Ending Fund Balance		8.04	6.93	0.00

Kankakee County Finance Department  
Statement of Revenues and Expenditures - Unposted Transactions Included In Report  
From 6/1/2025 Through 8/31/2025

821 - Baker Creek Drainage District

		<u>FY24 Period Actual</u>	<u>YTD FY25</u>	<u>FY25 Original Budget</u>
Revenue				
Property Tax Revenue	30110	2,288.75	2,487.94	0.00
Interest Income-Checking	30600	1.74	1.43	0.00
Interest Income - Investments	30610	110.62	95.39	0.00
Total Revenue		2,401.11	2,584.76	0.00
Excess Revenue over Expenditure		2,401.11	2,584.76	0.00
Ending Fund Balance		2,401.11	2,584.76	0.00

Kankakee County Finance Department  
Statement of Revenues and Expenditures - Unposted Transactions Included In Report  
From 6/1/2025 Through 8/31/2025

822 - Exline Drainage District

		FY24 Period Actual	YTD FY25	FY25 Original Budget
Revenue				
Property Tax Revenue	30110	2,765.71	2,519.05	0.00
Interest Income-Checking	30600	5.90	4.17	0.00
Interest Income - Investments	30610	284.68	245.50	0.00
Total Revenue		3,056.29	2,768.72	0.00
Excess Revenue over Expenditure		3,056.29	2,768.72	0.00
Ending Fund Balance		3,056.29	2,768.72	0.00

Kankakee County Finance Department  
Statement of Revenues and Expenditures - Unposted Transactions Included In Report  
From 6/1/2025 Through 8/31/2025

823 - Gar Creek Drainage District

		FY24 Period Actual	YTD FY25	FY25 Original Budget
Revenue				
Property Tax Revenue	30110	11,116.18	11,057.54	0.00
Interest Income-Checking	30600	4.00	3.91	0.00
Total Revenue		11,120.18	11,061.45	0.00
Excess Revenue over Expenditure		11,120.18	11,061.45	0.00
Ending Fund Balance		11,120.18	11,061.45	0.00

Kankakee County Finance Department  
Statement of Revenues and Expenditures - Unposted Transactions Included In Report  
From 6/1/2025 Through 8/31/2025

824 - Grinnell Drainage District

		FY24 Period Actual	YTD FY25	FY25 Original Budget
<b>Revenue</b>				
Property Tax Revenue	30110	3,643.89	3,830.43	0.00
Interest Income-Checking	30600	8.33	5.93	0.00
<b>Total Revenue</b>		<b>3,652.22</b>	<b>3,836.36</b>	<b>0.00</b>
<b>Excess Revenue over Expenditure</b>		<b>3,652.22</b>	<b>3,836.36</b>	<b>0.00</b>
<b>Ending Fund Balance</b>		<b>3,652.22</b>	<b>3,836.36</b>	<b>0.00</b>

Kankakee County Finance Department  
Statement of Revenues and Expenditures - Unposted Transactions Included In Report  
From 6/1/2025 Through 8/31/2025

825 - Manteno #3 Drainage District

		FY24 Period Actual	YTD FY25	FY25 Original Budget
<b>Revenue</b>				
Interest Income-Checking	30600	28.67	16.96	0.00
Interest Income - Investments	30610	10.92	9.40	0.00
<b>Total Revenue</b>		<b>39.59</b>	<b>26.36</b>	<b>0.00</b>
<b>Expenses</b>				
Commissioner Ordered Claims	53120	766.00	680.00	0.00
<b>Total Expenses</b>		<b>766.00</b>	<b>680.00</b>	<b>0.00</b>
<b>Excess Revenue over Expenditure</b>		<b>(726.41)</b>	<b>(653.64)</b>	<b>0.00</b>
<b>Ending Fund Balance</b>		<b>(726.41)</b>	<b>(653.64)</b>	<b>0.00</b>

Kankakee County Finance Department  
Statement of Revenues and Expenditures - Unposted Transactions Included In Report  
From 6/1/2025 Through 8/31/2025

826 - McGillviray Drainage District

		FY24 Period Actual	YTD FY25	FY25 Original Budget
<b>Revenue</b>				
Interest Income-Checking	30600	2.58	1.67	0.00
Total Revenue		2.58	1.67	0.00
<b>Expenses</b>				
Commissioner Ordered Claims	53120	182.12	0.00	0.00
Total Expenses		182.12	0.00	0.00
Excess Revenue over Expenditure		(179.54)	1.67	0.00
Ending Fund Balance		(179.54)	1.67	0.00

Kankakee County Finance Department  
Statement of Revenues and Expenditures - Unposted Transactions Included In Report  
From 6/1/2025 Through 8/31/2025

827 - Minnie Creek Drainage District

		FY24 Period Actual	YTD FY25	FY25 Original Budget
Revenue				
Property Tax Revenue	30110	15,755.77	16,174.52	0.00
Interest Income-Checking	30600	3.06	3.68	0.00
Total Revenue		15,758.83	16,178.20	0.00
Excess Revenue over Expenditure		15,758.83	16,178.20	0.00
Ending Fund Balance		15,758.83	16,178.20	0.00

Kankakee County Finance Department  
Statement of Revenues and Expenditures - Unposted Transactions Included In Report  
From 6/1/2025 Through 8/31/2025

828 - Momence-Pembroke Drainage Dist

		FY24 Period Actual	YTD FY25	FY25 Original Budget
<b>Revenue</b>				
Property Tax Revenue	30110	6,840.12	7,373.03	0.00
Interest Income-Checking	30600	2.68	0.72	0.00
<b>Total Revenue</b>		<b>6,842.80</b>	<b>7,373.75</b>	<b>0.00</b>
<b>Expenses</b>				
Commissioner Ordered Claims	53120	1,156.00	1,188.00	0.00
<b>Total Expenses</b>		<b>1,156.00</b>	<b>1,188.00</b>	<b>0.00</b>
Excess Revenue over Expenditure		5,686.80	6,185.75	0.00
Ending Fund Balance		5,686.80	6,185.75	0.00

Kankakee County Finance Department  
Statement of Revenues and Expenditures - Unposted Transactions Included In Report  
From 6/1/2025 Through 8/31/2025

829 - Momence-Yellowhead Dr. Dist.

		FY24 Period Actual	YTD FY25	FY25 Original Budget
<b>Revenue</b>				
Property Tax Revenue	30110	10,987.24	11,971.44	0.00
Interest Income-Checking	30600	4.68	2.69	0.00
<b>Total Revenue</b>		<b>10,991.92</b>	<b>11,974.13</b>	<b>0.00</b>
<b>Expenses</b>				
Commissioner Ordered Claims	53120	6,712.50	0.00	0.00
<b>Total Expenses</b>		<b>6,712.50</b>	<b>0.00</b>	<b>0.00</b>
<b>Excess Revenue over Expenditure</b>		<b>4,279.42</b>	<b>11,974.13</b>	<b>0.00</b>
<b>Ending Fund Balance</b>		<b>4,279.42</b>	<b>11,974.13</b>	<b>0.00</b>

Kankakee County Finance Department  
Statement of Revenues and Expenditures - Unposted Transactions Included In Report  
From 6/1/2025 Through 8/31/2025

830 - Snake Creek Drainage District

		FY24 Period Actual	YTD FY25	FY25 Original Budget
Revenue				
Property Tax Revenue	30110	2,257.62	2,329.23	0.00
Interest Income-Checking	30600	1.94	7.89	0.00
Total Revenue		2,259.56	2,337.12	0.00
Excess Revenue over Expenditure		2,259.56	2,337.12	0.00
Ending Fund Balance		2,259.56	2,337.12	0.00

Kankakee County Finance Department  
Statement of Revenues and Expenditures - Unposted Transactions Included In Report  
From 6/1/2025 Through 8/31/2025

831 - Spring Creek Drainage District

		<u>FY24 Period Actual</u>	<u>YTD FY25</u>	<u>FY25 Original Budget</u>
Revenue				
Property Tax Revenue	30110	5,118.94	5,470.27	0.00
Interest Income-Checking	30600	2.66	0.78	0.00
Total Revenue		5,121.60	5,471.05	0.00
Excess Revenue over Expenditure		5,121.60	5,471.05	0.00
Ending Fund Balance		5,121.60	5,471.05	0.00

Kankakee County Finance Department  
Statement of Revenues and Expenditures - Unposted Transactions Included In Report  
From 6/1/2025 Through 8/31/2025

832 - Union #1 Drainage District

		FY24 Period Actual	YTD FY25	FY25 Original Budget
Revenue				
Interest Income-Checking	30600	9.44	5.67	0.00
Interest Income - Investments	30610	808.21	696.98	0.00
Total Revenue		817.65	702.65	0.00
Excess Revenue over Expenditure		817.65	702.65	0.00
Ending Fund Balance		817.65	702.65	0.00

Kankakee County Finance Department  
Statement of Revenues and Expenditures - Unposted Transactions Included In Report  
From 6/1/2025 Through 8/31/2025

833 - Union #2 Drainage District

		FY24 Period Actual	YTD FY25	FY25 Original Budget
<b>Revenue</b>				
Property Tax Revenue	30110	2,695.41	3,033.50	0.00
Interest Income-Checking	30600	0.37	0.36	0.00
<b>Total Revenue</b>		<b>2,695.78</b>	<b>3,033.86</b>	<b>0.00</b>
<b>Expenses</b>				
Commissioner Ordered Claims	53120	77.00	0.00	0.00
<b>Total Expenses</b>		<b>77.00</b>	<b>0.00</b>	<b>0.00</b>
<b>Excess Revenue over Expenditure</b>		<b>2,618.78</b>	<b>3,033.86</b>	<b>0.00</b>
<b>Ending Fund Balance</b>		<b>2,618.78</b>	<b>3,033.86</b>	<b>0.00</b>

Kankakee County Finance Department  
Statement of Revenues and Expenditures - Unposted Transactions Included In Report  
From 6/1/2025 Through 8/31/2025

834 - Union #6 Drainage District

		FY24 Period Actual	YTD FY25	FY25 Original Budget
<b>Revenue</b>				
Property Tax Revenue	30110	0.00	7,610.67	0.00
Interest Income-Checking	30600	1.20	0.56	0.00
Miscellaneous Income	30640	14,281.07	13,000.00	0.00
<b>Total Revenue</b>		<b>14,282.27</b>	<b>20,611.23</b>	<b>0.00</b>
<b>Expenses</b>				
Commissioner Ordered Claims	53120	2,499.25	16,347.28	0.00
<b>Total Expenses</b>		<b>2,499.25</b>	<b>16,347.28</b>	<b>0.00</b>
<b>Excess Revenue over Expenditure</b>		<b>11,783.02</b>	<b>4,263.95</b>	<b>0.00</b>
<b>Ending Fund Balance</b>		<b>11,783.02</b>	<b>4,263.95</b>	<b>0.00</b>

Kankakee County Finance Department  
Statement of Revenues and Expenditures - Unposted Transactions Included In Report  
From 6/1/2025 Through 8/31/2025

835 - Joe Benes Drainage District

		FY24 Period Actual	YTD FY25	FY25 Original Budget
<b>Revenue</b>				
Property Tax Revenue	30110	4,656.37	4,752.06	0.00
Interest Income-Checking	30600	7.76	6.68	0.00
Interest Income - Investments	30610	316.75	273.16	0.00
Miscellaneous Income	30640	30,000.00	0.00	0.00
<b>Total Revenue</b>		<b>34,980.88</b>	<b>5,031.90</b>	<b>0.00</b>
<b>Expenses</b>				
Commissioner Ordered Claims	53120	6,159.75	0.00	0.00
<b>Total Expenses</b>		<b>6,159.75</b>	<b>0.00</b>	<b>0.00</b>
<b>Excess Revenue over Expenditure</b>		<b>28,821.13</b>	<b>5,031.90</b>	<b>0.00</b>
<b>Ending Fund Balance</b>		<b>28,821.13</b>	<b>5,031.90</b>	<b>0.00</b>

Kankakee County Finance Department  
Statement of Revenues and Expenditures - Unposted Transactions Included In Report  
From 6/1/2025 Through 8/31/2025

836 - Little Beaver Drainage Distric

		<u>FY24 Period Actual</u>	<u>YTD FY25</u>	<u>FY25 Original Budget</u>
Revenue				
Property Tax Revenue	30110	10,690.47	8,848.32	0.00
Interest Income-Checking	30600	1.44	1.35	0.00
Interest Income - Investments	30610	1.22	1.06	0.00
Total Revenue		10,693.13	8,850.73	0.00
Excess Revenue over Expenditure		10,693.13	8,850.73	0.00
Ending Fund Balance		10,693.13	8,850.73	0.00

Kankakee County Finance Department  
Statement of Revenues and Expenditures - Unposted Transactions Included In Report  
From 6/1/2025 Through 8/31/2025

837 - Raymond Drainage District

		FY24 Period Actual	YTD FY25	FY25 Original Budget
<b>Revenue</b>				
Property Tax Revenue	30110	3,277.98	2,898.18	0.00
Interest Income-Checking	30600	2.31	1.16	0.00
Total Revenue		3,280.29	2,899.34	0.00
<b>Expenses</b>				
Commissioner Ordered Claims	53120	1,050.00	8,000.00	0.00
Professional Fees	54200	75.00	0.00	0.00
Total Expenses		1,125.00	8,000.00	0.00
Excess Revenue over Expenditure		2,155.29	(5,100.66)	0.00
Ending Fund Balance		2,155.29	(5,100.66)	0.00

Kankakee County Finance Department  
 Statement of Revenues and Expenditures - Unposted Transactions Included In Report  
 From 6/1/2025 Through 8/31/2025

838 - Manteno #9 Drainage District

		FY24 Period Actual	YTD FY25	FY25 Original Budget
Revenue				
Property Tax Revenue	30110	1,335.69	0.00	0.00
Interest Income-Checking	30600	4.77	3.04	0.00
Total Revenue		1,340.46	3.04	0.00
Excess Revenue over Expenditure		1,340.46	3.04	0.00
Ending Fund Balance		1,340.46	3.04	0.00

Kankakee County Finance Department  
Statement of Revenues and Expenditures - Unposted Transactions Included In Report  
From 6/1/2025 Through 8/31/2025

844 - Claussen Drainage District

		FY24 Period Actual	YTD FY25	FY25 Original Budget
Revenue				
Property Tax Revenue	30110	8,634.43	7,936.09	0.00
Interest Income-Checking	30600	7.80	3.08	0.00
Total Revenue		8,642.23	7,939.17	0.00
Excess Revenue over Expenditure		8,642.23	7,939.17	0.00
Ending Fund Balance		8,642.23	7,939.17	0.00

Kankakee County Finance Department  
Statement of Revenues and Expenditures - Unposted Transactions Included In Report  
From 6/1/2025 Through 8/31/2025

860 - Cafeteria Plan

		FY24 Period Actual	YTD FY25	FY25 Original Budget
<b>Revenue</b>				
Member Contributions	30555	26,684.89	28,422.42	0.00
Interest Income-Checking	30600	7.59	2.89	0.00
Total Revenue		26,692.48	28,425.31	0.00
<b>Expenses</b>				
Employee Flex Spending Account	50850	30,268.45	23,263.37	0.00
Total Expenses		30,268.45	23,263.37	0.00
Excess Revenue over Expenditure		(3,575.97)	5,161.94	0.00
Ending Fund Balance		(3,575.97)	5,161.94	0.00

Kankakee County Finance Department  
Statement of Revenues and Expenditures - Unposted Transactions Included In Report  
From 6/1/2025 Through 8/31/2025

880 - Condemnation (Treasurers)

		FY24 Period Actual	YTD FY25	FY25 Original Budget
Revenue				
Interest Income-Checking	30600	593.98	323.46	0.00
Total Revenue		593.98	323.46	0.00
Excess Revenue over Expenditure		593.98	323.46	0.00
Ending Fund Balance		593.98	323.46	0.00

Kankakee County Finance Department  
Statement of Revenues and Expenditures - Unposted Transactions Included In Report  
From 6/1/2025 Through 8/31/2025

900 - Payroll Clearing

		FY24 Period Actual	YTD FY25	FY25 Original Budget
<b>Revenue</b>				
Miscellaneous Income	30640	9,070,336.42	8,883,764.95	0.00
<b>Total Revenue</b>		<b>9,070,336.42</b>	<b>8,883,764.95</b>	<b>0.00</b>
<b>Expenses</b>				
FICA - General	50500	1,988,222.75	1,896,594.06	0.00
ILL. State Wage Deduction	50725	361,180.73	351,288.30	0.00
State Unemployment Insurance	50750	4,408.65	4,699.80	0.00
Deferred Compensation	50820	29,008.00	35,378.00	0.00
Union Membership Dues	50825	31,425.44	34,351.48	0.00
Payroll Wire Transfer	82000	6,516,146.72	6,416,528.15	0.00
<b>Total Expenses</b>		<b>8,930,392.29</b>	<b>8,738,839.79</b>	<b>0.00</b>
Excess Revenue over Expenditure		139,944.13	144,925.16	0.00
Ending Fund Balance		139,944.13	144,925.16	0.00

Kankakee County Finance Department  
Statement of Revenues and Expenditures - Unposted Transactions Included In Report  
From 6/1/2025 Through 8/31/2025

910 - Unclaimed Legacies & Bonds

		<u>FY24 Period Actual</u>	<u>YTD FY25</u>	<u>FY25 Original Budget</u>
Revenue				
Estate Fee	30440	37,752.91	0.00	0.00
Interest Income-Checking	30600	13,219.80	7,340.24	0.00
Total Revenue		50,972.71	7,340.24	0.00
Excess Revenue over Expenditure		50,972.71	7,340.24	0.00
Ending Fund Balance		50,972.71	7,340.24	0.00

Kankakee County Finance Department  
Statement of Revenues and Expenditures - Unposted Transactions Included In Report  
From 6/1/2025 Through 8/31/2025

960 - Rural Transportation Grant #2

		FY24 Period Actual	YTD FY25	FY25 Original Budget
<b>Revenue</b>				
Interest Income-Checking	30600	41.83	10.44	100.00
Grant Revenue	30800	183,816.45	72,433.12	850,000.00
<b>Total Revenue</b>		<b>183,858.28</b>	<b>72,443.56</b>	<b>850,100.00</b>
<b>Expenses</b>				
Misc. Claims	53100	141,857.45	110,789.50	850,100.00
<b>Total Expenses</b>		<b>141,857.45</b>	<b>110,789.50</b>	<b>850,100.00</b>
<b>Excess Revenue over Expenditure</b>		<b>42,000.83</b>	<b>(38,345.94)</b>	<b>0.00</b>
<b>Ending Fund Balance</b>		<b>42,000.83</b>	<b>(38,345.94)</b>	<b>0.00</b>



**OFFICE OF THE**  
**AUDITOR**  
Colton Ekhoff  
*County Auditor*

189 East Court Street, Suite 500  
Kankakee, IL 60901  
Telephone: (815) 936-5562  
[cekhoff@kankakeecountyil.gov](mailto:cekhoff@kankakeecountyil.gov)

**Kankakee County Highway Fund**

Greg Heiden, P.E.  
 County Engineer  
 Kankakee County Highway Dept  
 P.O. Box 825 750 S East Avenue  
 KANKAKEE, IL 60901-0825  
 (815) 933-1731

LETTER OF TRANSMITTAL  
 Fax No. (815) 933-4499

Date:	9/15/2025
Attention:	Colton Ekhoﬀ
RE:	Kankakee County Highway Department 3rd Quarter 2025 Financial Reports Chart of Accounts and Budgeted Income Statements

TO Colton Ekhoﬀ  
Kankakee County Auditor  
189 E. Court Street  
Kankakee, IL 60901

WE ARE SENDING YOU  Attached  Under separate cover via \_\_\_\_\_ the following

- Shop drawings     Prints     Plans  
 Specifications     Copy of letter     Change order  
 \_\_\_\_\_     Samples

Copies	Date	No.	Description
1			County Highway Fund Chart Of Accounts And Budgeted Income Statement
1			County Motor Fuel Tax Fund Chart of Accounts and Budgeted Income Statement
1			Township Motor Fuel Tax Fund Chart of Accounts and Budgeted Income Statement
1			Matching Tax Fund Chart of Accounts and Budgeted Income Statement
1			County Joint Bridge Fund Chart of Accounts and Budgeted Income Statement
1			Township Bridge Program Fund Chart of Accounts and Budgeted Income Statement

THESE ARE TRANSMITTED as checked below

- For approval     Approved as submitted     Resubmit \_\_\_\_\_ copies for approval  
 For your use     Approved as noted     Submit \_\_\_\_\_ copies for distribution  
 As requested     Returned for corrections     Return \_\_\_\_\_ fully executed copies  
 For review and comment     For your information  
 FOR BIDS DUE \_\_\_\_\_,20\_\_\_\_     PRINTS RETURNED AFTER LOAN TO US  
 \_\_\_\_\_

REMARKS \_\_\_\_\_  
 \_\_\_\_\_  
 \_\_\_\_\_

COPY TO: \_\_\_\_\_  
 \_\_\_\_\_

MMS:mms

SIGNED:

\_\_\_\_\_  
 Greg Heiden, P.E  
 County Engineer

(If enclosures are not as noted, kindly notify us at once)

**410**  
**COUNTY HIGHWAY FUND**  
**Chart of Accounts**

<u>Account #</u>	<u>Account Description</u>	<u>Account Type</u>
2600.00	REAL ESTATE TAX DISTRIBUTION	Sales
2660.00	CHARGES FOR OTHER SERVICES	Sales
2680.00	MISCELLANEOUS	Sales
2810.00	PERSONAL SERVICES	Expenses
	CONTRACTURAL SERVICES	
2831.00	EQUIPMENT RENTAL	Expenses
2833.00	REAL PROPERTY RENTAL	Expenses
2835.00	PROFESSIONAL SERVICES	Expenses
2838.00	HAULING OF WASTE	Expenses
	OTHER CHARGES & SERVICES	
2851.00	LICENSE, EDUCATION & FEES	Expenses
2852.00	POSTAGE	Expenses
2853.00	PRINTING & ADVERTISING	Expenses
2854.00	HEAT	Expenses
2855.00	ELECTRICITY	Expenses
2856.00	WATER	Expenses
2857.00	SEWER	Expenses
2858.00	TELEPHONE	Expenses
2861.00	PARTS & SUPPLIES	Expenses
2862.00	MAINTENANCE & REPAIR	Expenses
	CAPITAL OUTLAY	
2872.00	HIGHWAY CONSTRUCTION	Expenses
2873.00	BUILDING IMPROVEMENTS	Expenses
2874.00	EQUIPMENT PURCHASES	Expenses
2875.00	RIGHT-OF-WAY	Expenses

# COUNTY HIGHWAY FUND

## Balance Sheet

August 2025

ASSETS	
Current Assets	
CASH	1,708,192.23
PETTY CASH	250.00
INVESTMENTS/MIDLAND	167,618.82
INVESTMENTS	128,617.44
INVESTMENT/ESCROW	187,834.06
SAVINGS ACCOUNT	25.00
ACCTS RECEIVABLE	(4,162.18)
ACCTS RECEIVABLE TAXES	2,485,287.00
INVENTORY PARTS	551,053.67
ACCT REC/FROM OTHER FUNDS	116,157.93
PROPERTY TAXES/COLLECTOR FUND	122,116.00
TOTAL Current Assets	<u>5,462,989.97</u>
TOTAL ASSETS	<u>5,462,989.97</u>
LIABILITIES	
Current Liabilities	
DEFERRED REVENUE TAXES	2,607,403.00
ACCRUED SALARIES	(0.10)
TOTAL Current Liabilities	<u>2,607,402.90</u>
TOTAL LIABILITIES	<u>2,607,402.90</u>
CAPITAL	
FUND BALANCE	3,432,579.93
Year-to-Date Earnings	(576,992.86)
TOTAL CAPITAL	<u>2,855,587.07</u>
TOTAL LIABILITIES & CAPITAL	<u>5,462,989.97</u>

# COUNTY HIGHWAY FUND

## Income Statement

*Year-to-Date Performance, August 2025 - current month, Consolidated by account*

	<i>9 Months Ended August 31, 2025</i>	<i>Annual Budget</i>	<i>Unused</i>	<i>% Used</i>
<b>Income</b>				
TAX DISTRIBUTION - 2024	1,599,888.11	2,627,193.00	1,027,304.89	60.9 %
CHARGES FOR OTHER SERVICES	1,122,975.19	1,351,350.00	228,374.81	83.1 %
MISCELLANEOUS	13,383.47	21,150.00	7,766.53	63.3 %
<b>TOTAL Income</b>	<b>2,736,246.77</b>	<b>3,999,693.00</b>	<b>1,263,446.23</b>	<b>68.4 %</b>
<b>NET INCOME</b>	<b>2,736,246.77</b>	<b>3,999,693.00</b>	<b>1,263,446.23</b>	<b>68.4 %</b>
<b>GROSS PROFIT</b>	<b>2,736,246.77</b>	<b>3,999,693.00</b>	<b>1,263,446.23</b>	<b>68.4 %</b>
<b>Expenses</b>				
PERSONAL SERVICES	1,398,324.08	2,000,000.00	601,675.92	69.9 %
CONTRACTURAL SERVICES				
EQUIPMENT RENTAL	515.34	10,000.00	9,484.66	5.2 %
REAL PROPERTY RENTAL	620.00	0.00	(620.00)	
PROFESSIONAL SERVICES	30,040.38	40,000.00	9,959.62	75.1 %
HAULING OF WASTE	4,504.95	5,200.00	695.05	86.6 %
<b>TOTAL CONTRACTURAL SERVICES</b>	<b>35,680.67</b>	<b>55,200.00</b>	<b>19,519.33</b>	<b>64.6 %</b>
OTHER CHARGES & SERVICES				
LICENSE, EDUCATION & FEES	7,186.45	20,500.00	13,313.55	35.1 %
POSTAGE	918.88	2,000.00	1,081.12	45.9 %
PRINTING & ADVERTISING	1,565.05	6,000.00	4,434.95	26.1 %
HEAT	14,475.67	27,000.00	12,524.33	53.6 %
ELECTRICITY	37,665.14	52,000.00	14,334.86	72.4 %
WATER	2,219.53	3,700.00	1,480.47	60.0 %
SEWER	1,174.67	2,300.00	1,125.33	51.1 %
TELEPHONE	8,142.80	27,000.00	18,857.20	30.2 %
PARTS & SUPPLIES	732,141.17	1,225,000.00	492,858.83	59.8 %
MAINTENANCE & REPAIR	141,931.52	210,000.00	68,068.48	67.6 %
<b>TOTAL END SUBTOTAL</b>	<b>947,420.88</b>	<b>1,575,500.00</b>	<b>628,079.12</b>	<b>60.1 %</b>
CAPITAL OUTLAY				
HIGHWAY IMPROVEMENTS	2,000.00	20,000.00	18,000.00	10.0 %
BUILDING IMPROVEMENTS	0.00	25,000.00	25,000.00	
EQUIPMENT PURCHASES	926,431.50	1,097,000.00	170,568.50	84.5 %
MISC - CAPITAL OUTLAY	0.00	10,000.00	10,000.00	

	<i>9 Months Ended August 31, 2025</i>	<i>Annual Budget</i>	<i>Unused</i>	<i>% Used</i>
RIGHT-OF-WAY	3,382.50	10,000.00	6,617.50	33.8 %
TOTAL CAPITAL OUTLAY	931,814.00	1,162,000.00	230,186.00	80.2 %
TOTAL Expenses	3,313,239.63	4,792,700.00	1,479,460.37	69.1 %
OPERATING PROFIT	(576,992.86)	(793,007.00)	(216,014.14)	72.8 %
PROFIT BEFORE TAXES	(576,992.86)	(793,007.00)	(216,014.14)	72.8 %
NET PROFIT	(576,992.86)	(793,007.00)	(216,014.14)	72.8 %

**420**  
**COUNTY MOTOR FUEL TAX FUND**  
**Chart of Accounts**

<u>Account #</u>	<u>Account Description</u>	<u>Account Type</u>
3621.00 3641.00	INTERGOVERNMENTAL MISCELLANEOUS	Sales Sales
3813.00 3856.00	SALARIES & WAGES OTHER SERVICES & CHARGES	Expenses Expenses

**COUNTY MOTOR FUEL TAX FUND**  
**Balance Sheet**

**August 2025**

---

ASSETS	
Current Assets	
CASH	23,316.86
INVESTMENTS	4,649,792.28
TOTAL Current Assets	<u>4,673,109.14</u>
TOTAL ASSETS	<u>4,673,109.14</u>
LIABILITIES	
Current Liabilities	
ACCOUNTS PAYABLE	26,258.34
TOTAL Current Liabilities	<u>26,258.34</u>
TOTAL LIABILITIES	<u>26,258.34</u>
CAPITAL	
FUND BALANCE	5,472,762.06
Year-to-Date Earnings	(825,911.26)
TOTAL CAPITAL	<u>4,646,850.80</u>
TOTAL LIABILITIES & CAPITAL	<u>4,673,109.14</u>

# COUNTY MOTOR FUEL TAX FUND

## Income Statement

*Year-to-Date Performance, August 2025 - current month, Consolidated by account*

	<i>9 Months Ended August 31, 2025</i>	<i>Annual Budget</i>	<i>Unused</i>	<i>% Used</i>
Income				
INTERGOVERNMENTAL	1,722,760.19	2,127,453.00	404,692.81	81.0 %
MISCELLANEOUS	177,926.76	25,200.00	(152,726.76)	706.1 %
TOTAL Income	1,900,686.95	2,152,653.00	251,966.05	88.3 %
 NET INCOME	 1,900,686.95	 2,152,653.00	 251,966.05	 88.3 %
 GROSS PROFIT	 1,900,686.95	 2,152,653.00	 251,966.05	 88.3 %
Expenses				
SALARIES & WAGES	689,263.27	1,014,091.00	324,827.73	68.0 %
OTHER SERVICES & CHARGES	2,004,031.36	1,849,196.00	(154,835.36)	108.4 %
08-0028600-FP/(RBI) CH9 Manteno/Deselm	33,303.58	0.00	(33,303.58)	
TOTAL Expenses	2,726,598.21	2,863,287.00	136,688.79	95.2 %
OPERATING PROFIT	(825,911.26)	(710,634.00)	115,277.26	116.2 %
 PROFIT BEFORE TAXES	 (825,911.26)	 (710,634.00)	 115,277.26	 116.2 %
 NET PROFIT	 (825,911.26)	 (710,634.00)	 115,277.26	 116.2 %

<p><b>730</b>  <b>TOWNSHIP MOTOR FUEL TAX FUND</b>  <b>Chart of Accounts</b></p>
--

Account #	Account Description	Account Type
4621.00	INTERGOVERNMENTAL	Sales
4641.00	MISCELLANEOUS	Sales
4835.00	CONTRACTURAL SERVICES (Engr.)	Expenses
4856.00	OTHER SERVICES (Maint./Constr.)	Expenses

# TOWNSHIP MOTOR FUEL TAX FUND

## Balance Sheet

*August 2025*

### ASSETS

Current Assets

CASH	21,019.09	
INVESTMENTS	1,325,042.79	
INVESTMENTS/MIDLAND	521,706.09	

TOTAL Current Assets		1,867,767.97
----------------------	--	--------------

TOTAL ASSETS		1,867,767.97
--------------	--	--------------

### LIABILITIES

Current Liabilities

ACCOUNTS PAYABLE	1,769.00	
------------------	----------	--

TOTAL Current Liabilities		1,769.00
---------------------------	--	----------

TOTAL LIABILITIES		1,769.00
-------------------	--	----------

### CAPITAL

FUND BALANCE	2,328,483.97	
Year-to-Date Earnings	(462,485.00)	

TOTAL CAPITAL		1,865,998.97
---------------	--	--------------

TOTAL LIABILITIES & CAPITAL		1,867,767.97
-----------------------------	--	--------------

# TOWNSHIP MOTOR FUEL TAX FUND

## Income Statement

*Year-to-Date Performance, August 2025 - current month, Consolidated by account*

	<i>9 Months Ended August 31, 2025</i>	<i>Annual Budget</i>	<i>Unused</i>	<i>% Used</i>
Income				
INTERGOVERNMENTAL	1,417,165.40	1,390,996.88	(26,168.52)	101.9 %
MISCELLANEOUS	71,357.29	72,265.23	907.94	98.7 %
TOTAL Income	<u>1,488,522.69</u>	<u>1,463,262.11</u>	<u>(25,260.58)</u>	101.7 %
 NET INCOME	 <u>1,488,522.69</u>	 <u>1,463,262.11</u>	 <u>(25,260.58)</u>	 101.7 %
 GROSS PROFIT	 <u>1,488,522.69</u>	 <u>1,463,262.11</u>	 <u>(25,260.58)</u>	 101.7 %
Expenses				
CONTRACTURAL SERVICES (Engr.)	0.00	42,048.93	42,048.93	
OTHER SERVICES(Maint./Constr.)	1,951,007.69	1,433,436.81	(517,570.88)	136.1 %
TOTAL Expenses	<u>1,951,007.69</u>	<u>1,475,485.74</u>	<u>(475,521.95)</u>	132.2 %
OPERATING PROFIT	<u>(462,485.00)</u>	<u>(12,223.63)</u>	<u>450,261.37</u>	3783.5 %
 PROFIT BEFORE TAXES	 <u>(462,485.00)</u>	 <u>(12,223.63)</u>	 <u>450,261.37</u>	 3783.5 %
 NET PROFIT	 <u>(462,485.00)</u>	 <u>(12,223.63)</u>	 <u>450,261.37</u>	 3783.5 %

**430**  
**MATCHING TAX FUND**  
**Chart of Accounts**

<u>Account #</u>	<u>Account Description</u>	<u>Account Type</u>
5600.00	REAL ESTATE TAX DISTRIBUTION	Sales
5680.00	MISCELLANEOUS	Sales
5830.00	OTHER CHARGES & SERVICES	Expenses

# MATCHING TAX FUND

## Balance Sheet

August 2025

---

ASSETS		
Current Assets		
CASH	2,018,197.67	
INVESTMENTS	7,837.75	
INVESTMENTS/MIDLAND	656,963.22	
ACCTS RECEIVABLE TAXES	942,410.00	
PROP TAXES/COLLECTOR FUND	46,509.00	
TOTAL Current Assets		<u>3,671,917.64</u>
TOTAL ASSETS		<u>3,671,917.64</u>
LIABILITIES		
Current Liabilities		
ACCOUNTS PAYABLE	268,916.00	
DEFERRED REVENUE TAXES	988,919.00	
TOTAL Current Liabilities		<u>1,257,835.00</u>
TOTAL LIABILITIES		<u>1,257,835.00</u>
CAPITAL		
FUND BALANCE	2,447,960.78	
Year-to-Date Earnings	(33,878.14)	
TOTAL CAPITAL		<u>2,414,082.64</u>
TOTAL LIABILITIES & CAPITAL		<u>3,671,917.64</u>

# MATCHING TAX FUND

## Income Statement

Year-to-Date Performance, August 2025 - current month, Consolidated by account

	<i>9 Months Ended August 31, 2025</i>	<i>Annual Budget</i>	<i>Unused</i>	<i>% Used</i>
Income				
TAX DISTRIBUTION - 2023	0.00	962,579.04	962,579.04	
TAX DISTRIBUTION - 2024	606,798.84	0.00	(606,798.84)	
MISCELLANEOUS	19,377.26	30,237.75	10,860.49	64.1 %
TOTAL Income	<u>626,176.10</u>	<u>992,816.79</u>	<u>366,640.69</u>	63.1 %
NET INCOME	<u>626,176.10</u>	<u>992,816.79</u>	<u>366,640.69</u>	63.1 %
GROSS PROFIT	<u>626,176.10</u>	<u>992,816.79</u>	<u>366,640.69</u>	63.1 %
Expenses				
OTHER CHARGES & SERVICES	<u>660,054.24</u>	<u>921,012.19</u>	<u>260,957.95</u>	71.7 %
TOTAL Expenses	<u>660,054.24</u>	<u>921,012.19</u>	<u>260,957.95</u>	71.7 %
OPERATING PROFIT	<u>(33,878.14)</u>	<u>71,804.60</u>	<u>105,682.74</u>	-47.2 %
PROFIT BEFORE TAXES	<u>(33,878.14)</u>	<u>71,804.60</u>	<u>105,682.74</u>	-47.2 %
NET PROFIT	<u>(33,878.14)</u>	<u>71,804.60</u>	<u>105,682.74</u>	-47.2 %

<b>440</b> <b>COUNTY BRIDGE FUND</b> <b>Chart of Accounts</b>
---

<u>Account #</u>	<u>Account Description</u>	<u>Account Type</u>
6600.00	REAL ESTATE TAX DISTRIBUTION	Sales
6640.00	INTERGOVERNMENTAL	Sales
6680.00	MISCELLANEOUS	Sales
<b>OTHER CHARGES &amp; SERVICES</b>		
6851.00	SALARIES & WAGES/INSPECTION	Expenses
6852.00	MAINT. SUPPLIES/BRIDGE REPAIRS	Expenses
6853.00	STRUCTURAL ENGINEERING SERVICE	Expenses
6854.00	COUNTY BRIDGE CONSTRUCTION	Expenses
6855.00	COUNTY BRIDGE ENGR. W/TOWNSHIPS	Expenses
6856.00	COUNTY BRIDGE CONS. W/TOWNSHIPS	Expenses

# COUNTY BRIDGE FUND

## Balance Sheet

August 2025

---

### ASSETS

#### Current Assets

CASH	7,525,052.29
INVESTMENTS	1,111,101.35
ACCTS RECEIVABLE TAXES	942,410.00
PROP TAXES/COLLECTOR FUND	46,509.00

TOTAL Current Assets

9,625,072.64

TOTAL ASSETS

9,625,072.64

### LIABILITIES

#### Current Liabilities

ACCOUNTS PAYABLE	27,837.00
DEFERRED REVENUE TAXES	988,919.00

TOTAL Current Liabilities

1,016,756.00

TOTAL LIABILITIES

1,016,756.00

### CAPITAL

FUND BALANCE	8,017,600.04
Year-to-Date Earnings	590,716.60

TOTAL CAPITAL

8,608,316.64

TOTAL LIABILITIES & CAPITAL

9,625,072.64

# COUNTY BRIDGE FUND

## Income Statement

*Year-to-Date Performance, August 2025 - current month, Consolidated by account*

	<i>9 Months Ended August 31, 2025</i>	<i>Annual Budget</i>	<i>Unused</i>	<i>% Used</i>
<b>Income</b>				
TAX DISTRIBUTION - 2023	0.00	962,579.04	962,579.04	
TAX DISTRIBUTION - 2024	606,798.84	0.00	(606,798.84)	
MISCELLANEOUS	49,613.31	80,608.06	30,994.75	61.5 %
<b>TOTAL Income</b>	<b>656,412.15</b>	<b>1,043,187.10</b>	<b>386,774.95</b>	<b>62.9 %</b>
NET INCOME	656,412.15	1,043,187.10	386,774.95	62.9 %
GROSS PROFIT	656,412.15	1,043,187.10	386,774.95	62.9 %
<b>Expenses</b>				
<b>OTHER CHARGES &amp; SERVICES</b>				
BRIDGE INSPECTIONS	9,160.00	43,056.00	33,896.00	21.3 %
MAINT.SUPPLIES/BRIDGE REPAIRS	0.00	49,001.50	49,001.50	
STRUCTURAL ENGINEERING SERVICE	1,720.00	9,040.28	7,320.28	19.0 %
COUNTY BRIDGE CONSTRUCTION	41,509.71	198,358.85	156,849.14	20.9 %
COUNTY BRIDGE ENGR.W/TOWNSHIPS	297.40	1,901.20	1,603.80	15.6 %
CO.BRIDGE CONS.W/TOWNSHIP	13,008.44	0.00	(13,008.44)	
<b>TOTAL OTHER CHARGES &amp; SERVICES</b>	<b>65,695.55</b>	<b>301,357.83</b>	<b>235,662.28</b>	<b>21.8 %</b>
TOTAL Expenses	65,695.55	301,357.83	235,662.28	21.8 %
OPERATING PROFIT	590,716.60	741,829.27	151,112.67	79.6 %
PROFIT BEFORE TAXES	590,716.60	741,829.27	151,112.67	79.6 %
NET PROFIT	590,716.60	741,829.27	151,112.67	79.6 %

**450**  
**TOWNSHIP BRIDGE PROGRAM FUND**  
**Chart of Accounts**

<b>Account #</b>	<b>Account Description</b>	<b>Account Type</b>
7640.00	INTERGOVERNMENTAL	Sales
7680.00	MISCELLANEOUS	Sales
7850.00	OTHER CHARGES & SERVICES	Expenses

# TOWNSHIP BRIDGE PROGRAM FUND

## Balance Sheet

August 2025

---

ASSETS			
Current Assets			
CASH		51,279.98	
TOTAL Current Assets		<u>51,279.98</u>	<u>51,279.98</u>
TOTAL ASSETS			<u>51,279.98</u>
CAPITAL			
FUND BALANCE		385,157.56	
Year-to-Date Earnings		<u>(333,877.58)</u>	
TOTAL CAPITAL			<u>51,279.98</u>
TOTAL LIABILITIES & CAPITAL			<u>51,279.98</u>

# TOWNSHIP BRIDGE PROGRAM FUND

## Income Statement

*Year-to-Date Performance, August 2025 - current month, Consolidated by account*

	<i>9 Months Ended August 31, 2025</i>	<i>Annual Budget</i>	<i>Unused</i>	<i>% Used</i>
Income				
INTERGOVERNMENTAL	(380,000.00)	(3,124.00)	376,876.00	12163.9 %
MISCELLANEOUS	579.32	96.76	(482.56)	598.7 %
TOTAL Income	<u>(379,420.68)</u>	<u>(3,027.24)</u>	<u>376,393.44</u>	<u>12533.6 %</u>
 NET INCOME	 <u>(379,420.68)</u>	 <u>(3,027.24)</u>	 <u>376,393.44</u>	 <u>12533.6 %</u>
 GROSS PROFIT	 <u>(379,420.68)</u>	 <u>(3,027.24)</u>	 <u>376,393.44</u>	 <u>12533.6 %</u>
Expenses				
OTHER CHARGES & SERVICES	(45,543.10)	84,406.62	129,949.72	-54.0 %
TOTAL Expenses	<u>(45,543.10)</u>	<u>84,406.62</u>	<u>129,949.72</u>	<u>-54.0 %</u>
OPERATING PROFIT	<u>(333,877.58)</u>	<u>(87,433.86)</u>	<u>246,443.72</u>	<u>381.9 %</u>
 PROFIT BEFORE TAXES	 <u>(333,877.58)</u>	 <u>(87,433.86)</u>	 <u>246,443.72</u>	 <u>381.9 %</u>
 NET PROFIT	 <u>(333,877.58)</u>	 <u>(87,433.86)</u>	 <u>246,443.72</u>	 <u>381.9 %</u>