



**OFFICE OF THE**  
**AUDITOR**  
Colton Ekhoﬀ  
*County Auditor*

189 East Court Street, Suite 500  
Kankakee, IL 60901  
Telephone: (815) 936-5562  
cekhoff@k3county.net

**Mr. Chairman Alexander-Hildebrand and Members of the Kankakee County Board:**

As the Kankakee County Auditor, I am pleased to present the Q2/2025 Quarterly Financial Report, providing an overview of the County's fiscal performance. This report reflects our commitment to fiscal responsibility, transparency, and the efficient management of public resources. In accordance with the requirements of 55 ILCS 5/3-1005(e), this report summarizes the financial operations of the County of Kankakee for the second quarter of fiscal year 2025.

**Financial Performance Overview**

The Q2/2025 (March 1, 2025 thru May 31, 2025) report includes a detailed analysis of actual revenues, as well as expenditures, revenues, and appropriations for all County funds. Additionally, the report includes data on cash receipts and disbursements for General and Special Funds, which are essential in tracking the flow of funds outside the general operating budget, and a table that shows the year-to-date comparison to the budget. The information contained in this report is derived from the County's MIP accounting system and may include adjustments or modifications as part of the routine financial processes. This report was pulled on July 7, 2025.

**Commitment to Transparency and Accountability**

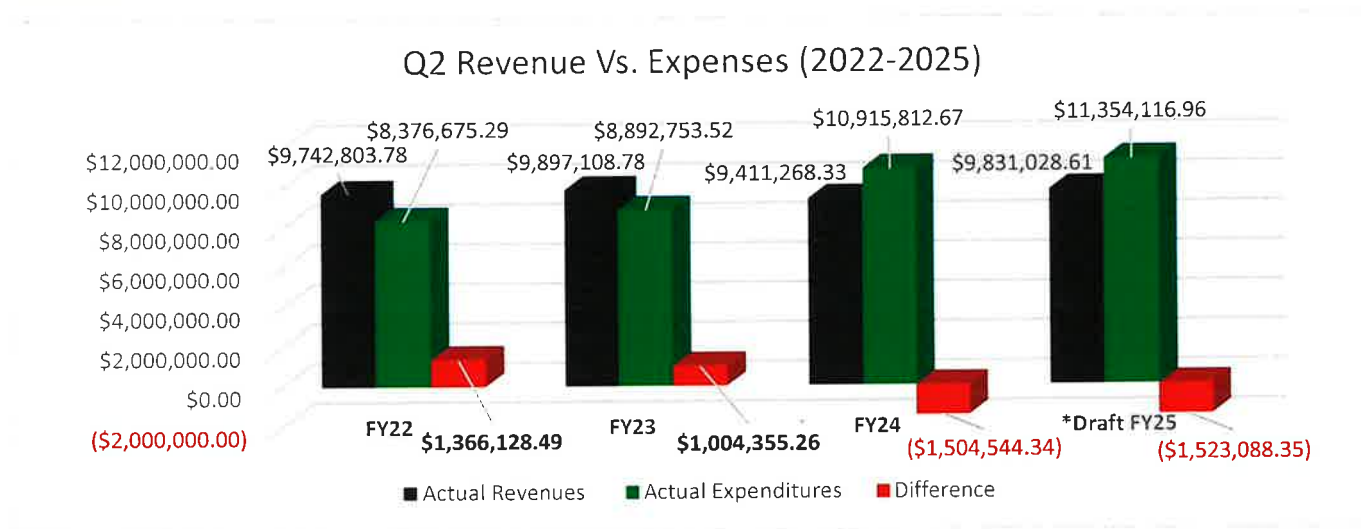
Managing public funds effectively is essential to ensuring that we provide the services our community needs while maintaining the public's trust. This report is designed to communicate our current fiscal position. It is our goal to continuously improve our financial operations and to be fully transparent with the Board and the residents of Kankakee County.

In line with our ongoing transparency initiative, we have made significant strides in making financial information publicly accessible. 100% of the County's revenues and expenditures for this quarter are now available through our public portal, enabling residents to track financial transactions in real time. Our ultimate goal is to implement 100% real-time reporting, providing an ongoing, transparent view of County spending as they occur.

## Key Financial Insights for Q2/2025

**Revenues and Expenditures:** As of the end of Q2/2025, total revenues for Kankakee County stood at approximately **\$9,831,028.61**, slightly above 2024 revenues. Expenditures for the same period totaled **\$11,354,116.96**, slightly higher than 2024 expenditures.

Fiscal Year	Actual Revenues	Actual Expenditures	Difference
FY22	\$9,742,803.78	\$8,376,675.29	\$1,366,128.49
FY23	\$9,897,108.78	\$8,892,753.52	\$1,004,355.26
FY24	\$9,411,268.33	\$10,915,812.67	(\$1,504,544.34)
*Draft FY25	\$9,831,028.61	\$11,354,116.96	(\$1,523,088.35)



**Surplus and Financial Sustainability:** Like Q1, the structure of the County’s revenue streams, it is typical to operate at a deficit during the first two quarters of each fiscal year. The County’s primary revenue source—property taxes—is not received until after the first installment in June, with the initial distribution issued by the County Treasurer in July. This timing creates a shortfall for the first six months of the fiscal year; however, the County maintains a healthy cash reserve, which provides sufficient liquidity to meet all financial obligations in a timely manner during this period.

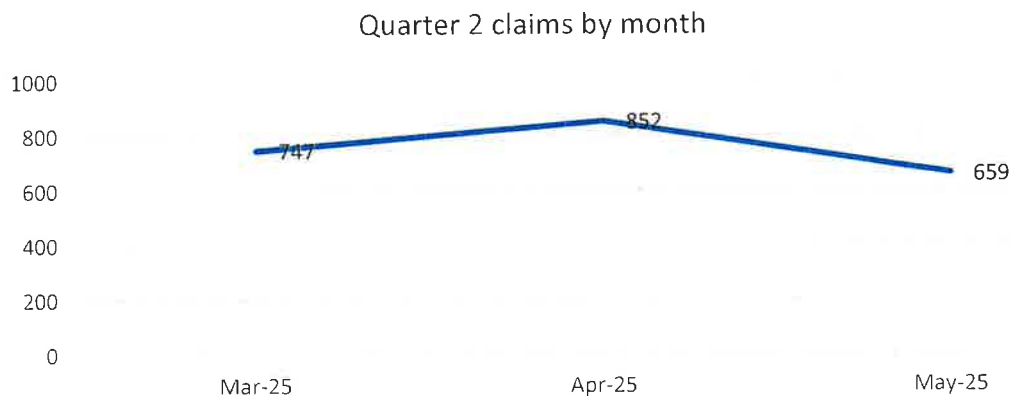
**Cash Flow and Liquidity:** The County's liquidity remains strong, with a healthy cash balance to cover ongoing operational expenses. Ensuring sufficient funds are available to meet immediate financial obligations. Nevertheless, we must monitor expenses and revenues closely, as any significant deviation from projections could affect liquidity.

**Auditor's notes on finances:**

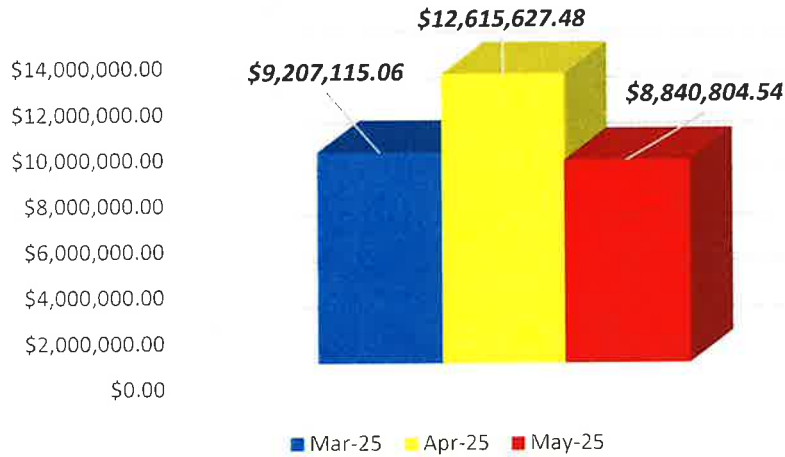
1. **Close Monitoring of Expenses:** Given the projected rise in expenditures, it is critical that we continue to monitor spending and identify areas for potential cost savings. This includes reviewing capital project funding, examining efficiency improvements, and ensuring that operational expenses remain within projected limits. I would caution the County Board and departments on making any major expenses going forward in the fiscal year. As expenses continue to rise, our revenue looks to be flat and not growing at the pace of expenses. This could lead to a deficit budget at the end of the fiscal year.
2. **Cash position:** Due to revenue streams of the county, we usually run a deficit in the first two quarters of every fiscal year. Our main revenue line item is property taxes, with our first installment due in June. In July, the County Treasurer sends out the first distribution which will help offset the deficit spending in the first part of the year. Thankfully, the County has a cash reserve that allows for us to pay our bills in a timely manner.

**Auditor's other notes:**

1. **Strengthening Internal Controls:** The Auditor's Office will continue its efforts to enhance internal procedures to ensure accountability, prevent waste, continue savings and maintain the integrity of the County's financial systems.
2. **Transparency:** This quarter, we have successfully made all **2,258** County transactions totaling **\$30,663,547.08** publicly available online, allowing for real-time access to financial data. Every transaction has been posted to the **Kankakee County Auditor's website** ([www.kankakeecountyauditor.com](http://www.kankakeecountyauditor.com)), a crucial step in promoting accountability and public oversight. We encourage all residents to explore the detailed financial data to better understand how public funds are allocated and spent. Every transaction and financial report are available on the Auditor's Website ([kankakeecountyauditor.com](http://kankakeecountyauditor.com)).



Quarter 2 expenses by month



3. **Internal controls:** We continue to evaluate internal processes so we can reduce waste, prevent errors and enhance financial integrity. Through our claims process we have questioned 53 claims this quarter, identified incorrect dollar amounts, and asked for reimbursements, that would have resulted in **\$4,011.85** gone uncorrected. These funds were safeguarded through a diligent review and internal verification process.

This report provides a comprehensive look at Kankakee County's financial position as we conclude the first part of fiscal year 2025. While we are currently operating with a deficit, we must remain proactive in managing both revenues and expenditures to ensure that we remain fiscally responsible in the year ahead. Our ongoing commitment to transparency and public engagement will be key to maintaining public trust and delivering the services our community relies on.

I invite all members of the Board and the public to explore the detailed financial data presented in this report. Should you have any questions or require further clarification, please do not hesitate to contact my office. We will continue to ensure that Kankakee County maintains our fiscal responsibility, accountability and transparency.

Submitted by:

Colton Ekhoft  
Kankakee County Auditor



**OFFICE OF THE**  
**AUDITOR**

Colton Ekhoff  
*County Auditor*

189 East Court Street, Suite 500  
Kankakee, IL 60901  
Telephone: (815) 936-5562  
cekhoff@k3county.net

**The following is a breakdown of the Revenue vs. Expenditure chart**

Budget – FY 2025- The column shows revenue and expenses passed by the County Board's 2025 budget (Dec 1, 2024- Nov 30, 2025) for each department.

Q1 (Dec 1-Feb 28)-The column shows revenue and expenses for each department in the first Quarter of the County's fiscal year.

Q2 (Mar 1- May 31)- The column shows revenue and expenses for each department in the second Quarter of the County's fiscal year.

YTD FY25 (Dec 1- May 31)- The column adds Q1 and Q2 together showing revenue and expenses for each department in the first two Quarter's of the County's Fiscal year.

% Used YTD 2025- The percentage of revenue and expenses versus the original budget.

Thru Q2 FY 2024- The column shows revenue and expense in the first two Quarter's of 2024.



Kankakee County Finance Department  
Kankakee County Statement of Revenues and Expenditures - Unposted Transactions Included In Report  
From 12/1/2024 Through 5/31/2025

110 - General Fund

Department	Budget - FY 2025	Q1 (Dec 1 - Feb 28)	Q2 (Mar 1 - May 31)	YTD FY25 (Dec 1 - May 31)	% Used YTD 2025	Thru Q2 FY 2024
<b>Revenues</b>						
Administration	23,318,130.00	1,253,773.10	4,015,423.32	5,269,196.42	22.60%	5,342,535.16
Treasurer	835,000.00	118,527.04	468,104.79	586,631.83	70.26%	107,214.74
County Clerk	289,100.00	110,604.47	114,698.68	225,303.15	77.93%	192,326.54
Elections	62,000.00	0.00	16,445.00	16,445.00	26.52%	13,780.00
Recorder	600,000.00	146,847.75	138,576.00	285,423.75	47.57%	378,775.25
Assessments	44,258.00	7,989.66	13,400.00	21,389.66	48.33%	17,816.50
Planning Department	5,394,049.00	837,063.41	1,681,765.72	2,518,829.13	46.70%	874,199.52
Circuit Clerk	1,113,800.00	244,449.28	271,222.62	515,671.90	46.30%	720,246.81
Maintenance & Child Support	35,000.00	1,555.92	6,995.79	8,551.71	24.43%	23,889.22
Circuit Court	280,000.00	28,555.85	81,453.01	110,008.86	39.29%	277,470.73
Jury Commission	32,000.00	6,837.50	9,575.00	16,412.50	51.29%	18,641.50
States Attorney Office	1,348,870.00	411,077.14	402,895.70	813,972.84	60.34%	839,398.21
Public Defender	243,676.00	186,843.43	31,740.29	218,583.72	89.70%	160,764.61
Probation	1,678,470.00	150,202.26	492,978.52	643,180.78	38.32%	641,619.34
D.N.D.C.	600.00	0.00	0.00	0.00	0.00%	0.00
Sheriff Police	1,059,631.00	174,688.07	197,924.67	372,612.74	35.16%	368,862.32
Corrections	10,554,200.00	2,027,591.35	1,877,046.28	3,904,637.63	37.00%	5,212,144.90
E.S.D.A.	92,000.00	10,000.00	4,867.20	14,867.20	16.16%	56,595.32
Coroner	19,000.00	10,801.97	5,916.02	16,717.99	87.99%	13,971.85
Total Revenues	46,999,784.00	5,727,408.20	9,831,028.61	15,558,436.81	33.10%	15,260,252.52
<b>Expenditures</b>						
Administration	506,037.00	95,256.94	141,095.72	236,352.66	46.71%	182,306.09
Treasurer	265,000.00	45,561.34	89,877.59	135,438.93	51.11%	125,536.54
County Clerk	194,525.00	40,834.25	53,937.22	94,771.47	48.72%	75,914.29
Elections	453,169.00	92,015.66	196,766.00	288,781.66	63.72%	291,433.88
Recorder	173,050.00	33,455.35	41,150.00	74,605.35	43.11%	78,357.47
Assessments	295,194.00	49,432.17	66,392.01	115,824.18	39.24%	103,287.05

Kankakee County Finance Department  
Kankakee County Statement of Revenues and Expenditures - Unposted Transactions Included In Report  
From 12/1/2024 Through 5/31/2025

Board of Reviews	32,000.00	6,085.19	7,174.98	13,260.17	41.44%	12,009.28
Planning Department	5,305,118.00	2,021,854.76	554,755.07	2,576,609.83	48.57%	493,288.34
Information Services	199,124.00	63,255.38	40,027.09	103,282.47	51.87%	73,430.95
Building & Grounds	1,211,178.00	297,022.94	303,527.57	600,550.51	49.58%	804,681.67
Health Ins	4,258,174.00	1,765,378.37	1,047,140.53	2,812,518.90	66.05%	2,554,649.61
Utilities	1,450,000.00	267,038.47	363,899.29	630,937.76	43.51%	769,341.45
Contingency	900,000.00	0.00	0.00	0.00	0.00%	0.00
Central Services	190,000.00	(11,720.52)	105,916.08	94,195.56	49.58%	56,723.63
Auditor	117,624.00	29,722.92	31,975.21	61,698.13	52.45%	59,572.89
Zoning Board of Appeals	8,500.00	2,307.38	2,452.22	4,759.60	56.00%	3,292.49
IKAN ROE	288,080.00	72,020.01	72,020.01	144,040.02	50.00%	142,309.16
Finance Department	143,000.00	27,453.11	29,044.38	56,497.49	39.51%	53,995.26
Capital Development	962,923.00	123,309.01	84,812.09	208,121.10	21.61%	245,128.11
Circuit Clerk	1,140,046.00	229,536.40	286,499.05	516,035.45	45.26%	516,859.16
Maintenance & Child Support	30,000.00	6,634.20	9,203.48	15,837.68	52.79%	15,934.70
Circuit Court	507,476.00	111,637.04	115,259.76	226,896.80	44.71%	227,662.94
Jury Commission	250,350.00	58,345.13	67,846.66	126,191.79	50.41%	114,083.88
States Attorney Office	2,825,730.00	691,440.54	835,357.51	1,526,798.05	54.03%	1,823,031.06
Public Defender	1,166,933.00	248,304.04	314,851.86	563,155.90	48.26%	537,841.90
Probation	2,144,598.00	490,575.98	600,922.87	1,091,498.85	50.90%	1,018,958.78
D.N.D.C.	50,000.00	206.15	66.50	272.65	0.55%	433.15
Juvenile Detention Center	325,000.00	31,925.00	76,050.00	107,975.00	33.22%	125,000.00
Sheriff Police	5,971,580.00	1,514,888.72	1,687,874.31	3,202,763.03	53.63%	2,881,246.03
Corrections	13,917,300.00	3,194,171.22	3,696,672.98	6,890,844.20	49.51%	6,792,644.07
Auxiliary/CERTS	3,000.00	0.00	0.00	0.00	0.00%	0.00
E.S.D.A.	234,688.00	46,207.81	54,300.25	100,508.06	42.83%	106,066.79
Merit Commission	1,000.00	0.00	0.00	0.00	0.00%	3,504.99
Dispatch Center	867,737.00	144,622.84	216,934.26	361,557.10	41.67%	417,181.02
Coroner	611,650.00	135,664.23	155,696.64	291,360.87	47.64%	269,013.51
Total Expenditures	46,999,784.00	11,924,442.03	11,349,499.19	23,273,941.22	49.52%	20,974,720.14
Excess Revenues over Expenditures	0.00	(6,197,033.83)	(1,518,470.58)	(7,715,504.41)		(5,714,467.62)



**OFFICE OF THE**  
**AUDITOR**

Colton Ekhoﬀ  
*County Auditor*

189 East Court Street, Suite 500  
Kankakee, IL 60901  
Telephone: (815) 936-5562  
cekhoff@k3county.net

**General Fund: 110**

For the 2<sup>nd</sup> Quarter (March 1 thru May 31) 2025 report, the General Fund Code: 110 Department's budgets are broken down by each line item to provide a detailed view of expenditures and allocations over the last four fiscal years (2022-2025). This breakdown offers insights into the financial trends and helps assess how funds have been distributed across various categories. By reviewing historical data for the last four years, the report highlights fluctuations in spending, identifies areas of consistent investment, and sheds light on any significant changes in budgetary priorities. This detailed analysis provides more transparency into the department's fiscal management.



110 - General Fund  
100 - Administration

		FY 22	FY 23	FY FY24	YTD FY25	Total Budget - Original
Revenues						
Property Tax Revenue	30110	0.00	0.00	0.00	0.00	8,874,139.00
Sales Tax Revenue	30120	1,280,596.78	1,494,832.31	1,477,845.87	1,564,085.17	6,375,000.00
Cannabis Sales Tax Revenue	30125	0.00	0.00	58,779.27	74,171.23	320,000.00
Replacement Tax Revenue	30130	1,696,651.50	1,278,825.80	700,475.60	485,945.07	1,650,000.00
State Income Tax Revenue	30150	1,528,337.70	1,304,264.63	1,450,822.83	1,627,924.85	4,495,891.00
Local Use Tax Revenue	30170	291,999.46	299,545.66	262,464.28	140,465.87	1,030,000.00
Cannabis Use Tax Revenue	30175	12,244.50	10,791.28	12,119.17	10,668.86	45,000.00
Electric Aggregation Fee	30180	106,251.00	106,251.00	9,000.00	7,500.00	36,000.00
Video Gaming Tax	30195	17,169.83	24,000.19	41,836.95	42,984.53	162,000.00
Hotel/Motel Tax	30390	0.00	0.00	0.00	16,423.30	55,000.00
Cable TV Franchise Tax	30406	118,969.91	57,344.77	51,051.52	43,147.77	240,000.00
Miscellaneous Income	30640	5,435.47	662.28	19,148.10	2,106.67	35,000.00
Vending Machine Income	30680	0.00	10.66	0.00	0.00	100.00
Total Revenues		5,057,656.15	4,576,528.58	4,083,543.59	4,015,423.32	23,318,130.00
Expenditures						
Elected Official	50100	9,438.42	11,884.62	13,865.39	17,580.78	0.00
Chiefs/Management	50110	10,200.46	10,910.79	13,029.74	14,109.63	0.00
Office Personnel	50120	14,660.11	15,404.94	19,029.74	32,215.81	0.00
Communications	50135	2,423.10	1,524.54	0.00	0.00	0.00
Normal OT	50150	0.00	28.13	7.41	0.00	0.00
Per Diems-County Board	50325	4,550.00	5,175.00	5,175.00	5,475.00	0.00
Per Diems-Committee Work	50330	12,180.00	16,425.00	13,500.00	14,390.00	0.00
Per Diems-Labor Negotiation	50345	140.00	0.00	0.00	0.00	0.00
Tuition Reimbursement	50950	939.00	4,000.00	6,947.56	1,915.00	0.00
Employee Benefits	50955	138.27	0.00	0.00	0.00	0.00
Mobile Phones	52800	218.89	0.00	0.00	0.00	0.00

Misc. Claims	53100	393.96	686.14	291.49	1,700.00	0.00
Payroll Processing Fees	54240	19,877.18	22,245.86	24,419.66	26,279.59	0.00
Travel Mileage	55520	0.00	(206.98)	(413.06)	45.92	0.00
Conferences	55530	184.86	305.85	426.39	802.67	0.00
Postage and Freight	55650	72.42	27.12	72.16	42.45	0.00
Publications	55700	0.00	0.00	0.00	6,573.80	0.00
Printing	55800	100.00	0.00	0.00	0.00	0.00
Membership Dues	55950	455.00	(606.98)	0.00	(2,913.00)	0.00
Misc. Services	56400	0.00	0.00	0.00	22,200.00	0.00
Office Supplies	56800	1,650.20	625.44	1,187.76	678.07	0.00
Beginning Budget	99999	0.00	0.00	0.00	0.00	506,037.00
Total Expenditures		77,621.87	88,429.47	97,539.24	141,095.72	506,037.00
Excess Revenues over Expenditures		4,980,034.28	4,488,099.11	3,986,004.35	3,874,327.60	22,812,093.00

110 - General Fund  
120 - Treasurer

	FY 22	FY 23	FY FY24	YTD FY25	Total Budget - Original
<b>Revenues</b>					
Treas. Indemnity Fees	30200	0.00	0.00	0.00	40,000.00
Tax Penalties	30416	0.00	0.00	0.00	400,000.00
Interest Income-Checking	30600	9.32	6,138.20	12,550.92	52,763.26
Interest Income - Investments	30610	2.39	28,378.32	38,955.90	415,341.53
Interest Income - Tax Disburse	30630	0.00	0.00	0.00	20,000.00
Miscellaneous Income	30640	50.00	50.00	50.00	0.00
Total Revenues	61.71	34,566.52	51,556.82	468,104.79	835,000.00
<b>Expenditures</b>					
Elected Official	50100	16,521.72	17,017.38	13,949.17	21,062.72
Office Personnel	50120	17,551.62	18,221.79	24,169.03	26,344.29
Misc. Claims	53100	150.00	66.00	140.00	0.00
Travel Mileage	55520	115.83	104.80	64.32	61.60
Postage and Freight	55650	18,606.78	20,397.01	17,961.29	24,133.16
Membership Dues	55950	0.00	500.00	0.00	0.00
Computer Services	56100	0.00	0.00	47.88	0.00
Computer Supplies	56150	104.82	0.00	0.00	0.00
Maintenance Contracts	56200	8,121.53	13,167.03	19,832.34	14,733.72
Misc. Services	56400	74.95	8,274.50	3,947.02	2,790.00
Misc. Claims - Equipment	56450	2,826.76	562.17	0.00	0.00
Office Supplies	56800	892.49	1,837.83	2,138.45	695.06
Misc. Supplies	56850	255.32	0.00	0.00	0.00
Food	58860	0.00	0.00	103.16	57.04
Beginning Budget	99999	0.00	0.00	0.00	265,000.00
Total Expenditures	65,221.82	80,148.51	82,352.66	89,877.59	265,000.00
Excess Revenues over Expenditures	(65,160.11)	(45,581.99)	(30,795.84)	378,227.20	570,000.00

110 - General Fund  
130 - County Clerk

		FY 22	FY 23	FY FY24	YTD FY25	Total Budget - Original
Revenues						
County Clerk Fees	30210	8,239.00	15,344.50	10,154.88	17,493.00	55,000.00
Marriage License Fees	30220	3,575.00	2,925.00	3,700.00	3,500.00	12,000.00
Redemption Fees	30230	25,959.00	27,446.00	33,416.00	33,288.00	100,000.00
Issue Misc. Certificates Fees	30240	24,440.00	22,142.00	22,290.00	31,752.00	90,000.00
Raffle Permit Fees	30245	0.00	0.00	0.00	0.00	50.00
Liquor Licenses	30408	14,025.00	18,525.00	21,875.00	21,350.00	22,000.00
Gaming Machine Licenses	30410	0.00	0.00	0.00	0.00	50.00
Interest Income-Checking	30600	25.66	18.11	426.89	716.68	0.00
Grant Revenue	30800	6,611.00	0.00	5,341.00	6,599.00	10,000.00
Total Revenues		82,874.66	86,400.61	97,203.77	114,698.68	289,100.00
Expenditures						
Elected Official	50100	16,521.72	17,017.38	20,449.17	21,062.72	78,233.00
Office Personnel	50120	9,912.00	10,719.84	13,197.59	24,350.58	88,925.00
Over Time	50215	0.00	0.00	0.00	321.86	0.00
Misc. Claims	53100	1,491.80	1,694.36	1,062.50	0.00	10,000.00
Conferences	55530	0.00	0.00	0.00	0.00	100.00
Postage and Freight	55650	1,220.81	1,725.52	5,459.44	4,295.31	7,500.00
Training	55850	0.00	0.00	0.00	0.00	200.00
Membership Dues	55950	0.00	0.00	0.00	0.00	967.00
Office Supplies	56800	1,344.16	2,793.63	1,637.02	3,906.75	8,600.00
Misc. Supplies	56850	21.50	0.00	0.00	0.00	0.00
Total Expenditures		30,511.99	33,950.73	41,805.72	53,937.22	194,525.00
Excess Revenues over Expenditures		52,362.67	52,449.88	55,398.05	60,761.46	94,575.00



*110 - General Fund*  
*140 - Elections*

		FY 22	FY 23	FY FY24	YTD FY25	Total Budget - Original
Revenues						
GIA Salary Reimbursement	30100	0.00	0.00	13,780.00	16,445.00	12,000.00
Grant Revenue	30800	0.00	0.00	0.00	0.00	50,000.00
Total Revenues		0.00	0.00	13,780.00	16,445.00	62,000.00
Expenditures						
Office Personnel	50120	6,088.64	6,768.57	8,538.74	0.00	51,669.00
Normal OT	50150	0.00	171.28	468.98	0.00	500.00
Judges	50205	1,300.00	36,230.00	54,976.25	55,430.00	67,500.00
Registrars	50210	36,910.83	37,178.73	55,293.01	70,307.71	172,600.00
Over Time	50215	0.00	418.92	213.75	1,549.26	0.00
Rent Expense	52400	0.00	3,500.00	3,750.00	3,500.00	4,500.00
Professional Fees	54200	0.00	125.00	0.00	0.00	0.00
Travel Mileage	55520	4.68	71.40	0.00	86.66	300.00
Travel Mileage/Elections	55525	0.00	3,680.93	3,705.12	3,397.60	3,700.00
Conferences	55530	0.00	0.00	0.00	0.00	300.00
Postage and Freight	55650	771.26	31,610.30	20,772.50	649.60	55,000.00
Publications	55700	483.60	5,223.56	5,805.35	150.00	3,500.00
Training	55850	16,535.00	0.00	0.00	0.00	0.00
Maintenance Contracts	56200	45,470.92	39,280.00	39,280.00	34,609.07	50,000.00
Election Supplies	56550	8,198.54	11,685.27	6,870.20	9,693.10	36,600.00
Ballots	56600	360.00	0.00	6,929.65	17,393.00	7,000.00
Total Expenditures		116,123.47	175,943.96	206,603.55	196,766.00	453,169.00
Excess Revenues over Expenditures		(116,123.47)	(175,943.96)	(192,823.55)	(180,321.00)	(391,169.00)

110 - General Fund  
150 - Recorder

		FY 22	FY 23	FY FY24	YTD FY25	Total Budget - Original
Revenues						
Recorder Fees	30290	165,285.28	137,669.00	161,808.25	136,038.00	600,000.00
Recorder RHSPS	30430	0.00	81.00	0.00	0.00	0.00
State of IL RHSPS	30432	2,007.00	1,602.00	4,554.00	2,538.00	0.00
Total Revenues		167,292.28	139,352.00	166,362.25	138,576.00	600,000.00
Expenditures						
Elected Official	50100	16,130.76	16,130.76	18,819.22	19,572.00	0.00
Office Personnel	50120	16,621.50	17,414.98	21,631.51	20,758.90	0.00
Conferences	55530	0.00	0.00	0.00	395.00	0.00
Postage and Freight	55650	323.68	314.22	342.09	424.10	0.00
Office Supplies	56800	342.80	123.70	0.00	0.00	0.00
Beginning Budget	99999	0.00	0.00	0.00	0.00	173,050.00
Total Expenditures		33,418.74	33,983.66	40,792.82	41,150.00	173,050.00
Excess Revenues over Expenditures		133,873.54	105,368.34	125,569.43	97,426.00	426,950.00

110 - General Fund  
160 - Assessments

		FY 22	FY 23	FY FY24	YTD FY25	Total Budget - Original
Revenues						
G/A Salary Reimbursement	30100	9,576.54	9,959.58	10,357.98	13,125.00	42,758.00
Assessment Sale/Maps	30690	320.00	312.50	401.50	275.00	1,500.00
Total Revenues		9,896.54	10,272.08	10,759.48	13,400.00	44,258.00
Expenditures						
Appointed Official	50105	17,679.72	18,386.94	22,309.49	27,519.22	105,000.00
Chiefs/Management	50110	6,402.22	6,658.74	8,159.62	8,486.73	31,522.14
Office Personnel	50120	22,888.13	26,063.03	29,450.65	28,890.93	118,290.86
Travel Mileage	55520	0.00	0.00	0.00	0.00	1.00
Conferences	55530	0.00	0.00	395.00	0.00	750.00
Postage and Freight	55650	(2,421.12)	101.32	82.72	86.01	4,500.00
Publications	55700	1,454.20	674.20	0.00	688.20	700.00
Printing	55800	0.00	0.00	0.00	0.00	1.00
Membership Dues	55950	0.00	0.00	0.00	50.00	325.00
Maintenance Contracts	56200	0.00	0.00	0.00	0.00	1.00
Educational Materials	56500	0.00	0.00	0.00	0.00	1.00
Office Supplies	56800	200.00	360.94	455.94	546.72	1,900.00
Property Tax Notifications	58120	0.00	0.00	42.16	124.20	32,000.00
Farm Property Review Comm	58140	0.00	0.00	0.00	0.00	200.00
Computer Software/Equipment	86000	0.00	0.00	0.00	0.00	1.00
Office Equipment	86500	0.00	0.00	0.00	0.00	1.00
Total Expenditures		46,203.15	52,245.17	60,895.58	66,392.01	295,194.00
Excess Revenues over Expenditures		(36,306.61)	(41,973.09)	(50,136.10)	(52,992.01)	(250,936.00)

110 - General Fund  
170 - Board of Reviews

	FY 22	FY 23	FY FY24	YTD FY25	Total Budget - Original
Expenditures					
Per Diems	50220	7,174.98	7,174.98	7,174.98	28,700.00
Postage and Freight	55650	45.45	52.23	0.00	3,300.00
Total Expenditures	7,220.43	7,227.21	7,206.40	7,174.98	32,000.00
Excess Revenues over Expenditures	(7,220.43)	(7,227.21)	(7,206.40)	(7,174.98)	(32,000.00)



110 - General Fund  
180 - Planning Department

		FY 22	FY 23	FY FY24	YTD FY25	Total Budget - Original
Revenues						
Contractor Permit Deposit	30300	1,405.00	(2,300.00)	4,000.00	(400.00)	0.00
Contractor Lic Fees	30330	36,684.75	34,883.62	35,687.41	39,938.17	85,000.00
Build/Planning Fees	30372	76,817.77	127,215.38	92,584.03	218,735.10	420,000.00
Code Enforcement Fines	30400	1,560.00	4,541.30	5,498.11	2,999.17	10,000.00
Planning-Maps/Fees	30402	99,783.00	2,200.00	3,380.00	2,500.00	11,000.00
ZBA - Fees	30404	8,490.00	2,350.00	1,030.00	280.00	8,000.00
Miscellaneous Income	30640	0.00	0.00	91,469.31	92,821.77	0.00
Grant Revenue	30800	13,622.00	92,748.61	369,862.36	1,324,891.51	4,860,049.00
Total Revenues		238,362.52	261,638.91	603,511.22	1,681,765.72	5,394,049.00
Expenditures						
Salaries	50010	1,742.30	6,586.28	16,622.70	20,192.34	385,819.00
Appointed Official	50105	34,069.83	(17,489.63)	12,705.93	(4,068.75)	7,000.00
Chiefs/Management	50110	59,464.26	15,518.27	39,887.92	29,341.42	107,000.00
Office Personnel	50120	15,091.71	22,134.36	31,617.15	27,232.02	57,000.00
Holiday Pay	50140	0.00	418.00	0.00	0.00	0.00
Normal OT	50150	0.00	15.00	0.00	0.00	300.00
Building Inspectors	50235	26,432.96	28,557.60	33,846.43	38,139.20	0.00
GIS Coordinator	50240	0.00	0.00	0.00	0.00	14,000.00
Grant PTO	50370	0.00	0.00	6,447.93	2,008.20	0.00
Insurance - Health/Life	50900	5,193.58	4,466.52	4,275.18	2,155.72	14,000.00
Workers Comp. Ins.	51500	0.00	0.00	0.00	0.00	865.00
Rent Expense	52400	0.00	0.00	3,314.77	0.00	300,000.00
Mobile Phones	52800	667.11	747.24	1,207.90	1,201.66	5,000.00
Misc. Claims	53100	46,931.10	1,308.26	106.46	0.00	153,685.00
Professional Fees	54200	778.04	39,321.53	61,544.40	428,825.54	467,049.00
Travel Mileage	55520	563.31	1,538.65	747.12	850.04	4,000.00
Conferences	55530	772.95	768.08	1,329.15	357.91	11,000.00

Postage and Freight	55650	216.18	213.12	272.29	228.56	2,300.00
Publications	55700	(162.92)	61.10	163.85	0.00	2,000.00
Legal Advertising	55750	699.36	(1,354.56)	253.52	(1,055.84)	304,500.00
Membership Dues	55950	25.00	808.00	1,466.99	50.00	4,500.00
Computer Services	56100	0.00	0.00	0.00	0.00	1,500.00
Misc. Services	56400	0.00	0.00	0.00	0.00	420,000.00
Office Supplies	56800	1,019.70	810.92	1,220.03	598.77	9,000.00
Reporter/Expert Fees	58380	0.00	259.95	0.00	0.00	500.00
Vehicle/Fuel	81300	864.16	908.92	1,019.47	837.95	6,000.00
Auto Repair	81500	765.03	1,011.02	1,781.30	216.33	8,000.00
Equipment	85500	0.00	0.00	0.00	0.00	3,000,000.00
Computer Software/Equipment	86000	2,056.60	3,361.42	959.76	7,644.00	20,100.00
Total Expenditures		197,190.26	109,970.05	220,790.25	554,755.07	5,305,118.00
Excess Revenues over Expenditures		41,172.26	151,668.86	382,720.97	1,127,010.65	88,931.00

110 - General Fund  
190 - Information Services

	FY 22	FY 23	FY FY24	YTD FY25	Total Budget - Original	
Expenditures						
Appointed Official	50105	18,843.90	19,918.62	24,168.06	20,973.12	0.00
IS Personnel	50212	13,111.50	8,076.90	9,800.00	7,692.28	0.00
Travel Mileage	55520	31.12	0.00	0.00	0.00	0.00
Vehicle/Fuel	81300	0.00	0.00	0.00	67.90	0.00
Auto - Preventative Maint	81400	0.00	0.00	0.00	1,313.96	0.00
Computer Software/Equipment	86000	5,933.77	6,927.71	4,344.94	9,979.83	0.00
Beginning Budget	99999	0.00	0.00	0.00	0.00	199,124.00
Total Expenditures		37,920.29	34,923.23	38,313.00	40,027.09	199,124.00
Excess Revenues over Expenditures		(37,920.29)	(34,923.23)	(38,313.00)	(40,027.09)	(199,124.00)

*110 - General Fund*  
*200 - Building & Grounds*

		FY 22	FY 23	FY FY24	YTD FY25	Total Budget - Original
<b>Expenditures</b>						
Appointed Official	50105	18,061.98	19,483.44	0.00	0.00	0.00
Office Personnel	50120	12,724.80	13,341.62	15,896.02	16,288.00	0.00
Normal OT	50150	79.53	163.03	167.10	396.13	0.00
Judges	50205	0.00	600.00	0.00	0.00	0.00
Over Time	50215	0.00	0.00	0.00	0.00	3,000.00
Maintenance	50245	63,250.44	78,061.65	91,412.83	84,630.00	498,834.00
Custodians	50250	31,863.00	39,451.32	51,248.91	52,512.79	91,062.00
Courier	50255	10,752.00	11,470.80	13,626.80	13,957.20	51,169.00
Night Premium	50320	0.00	0.00	0.00	0.00	4,160.00
Building Maintenance/Improve	52100	32,624.70	42,483.30	40,885.99	42,960.22	140,000.00
Officials Bonds	53200	0.00	0.00	12.04	0.00	0.00
Debt Service-Principle	54100	0.00	0.00	136.75	0.00	0.00
Uniforms / Service	54550	2,990.08	3,364.53	4,091.20	4,669.20	16,000.00
Travel Mileage/Elections	55525	0.00	72.50	0.00	0.00	0.00
Postage and Freight	55650	5.50	4.68	3.04	5.39	50.00
Maintenance Contracts	56200	32,905.71	18,253.80	36,928.20	30,345.60	125,000.00
Misc. Services	56400	48,771.80	11,508.15	123,356.12	52,156.83	200,000.00
Office Supplies	56800	0.00	0.00	0.00	134.94	0.00
Misc. Supplies	56850	13,540.50	5,924.61	8,649.39	588.30	30,000.00
Vehicle/Fuel	81300	2,832.45	2,089.22	1,333.26	1,003.77	7,500.00
Auto - Preventative Maint	81400	0.00	616.36	100.45	0.00	3,000.00
Auto Repair	81500	755.37	812.50	150.00	180.00	2,000.00
Misc Capital Outlay	85000	0.00	42.72	0.00	0.00	0.00
Equipment	85500	1,948.59	2,252.99	7,900.69	1,408.37	8,000.00
Building Improvements	87510	35,971.59	9,825.88	33,412.25	2,290.83	31,403.00
Total Expenditures		309,078.04	259,823.10	429,311.04	303,527.57	1,211,178.00
Excess Revenues over Expenditures		(309,078.04)	(259,823.10)	(429,311.04)	(303,527.57)	(1,211,178.00)



110 - General Fund

210 - Health Ins

	FY 22	FY 23	FY FY24	YTD FY25	Total Budget - Original
Expenditures					
Employee Flex Spending Account	(300.00)	0.00	0.00	0.00	0.00
Insurance - Health/Life	50900	855,798.39	846,395.20	972,828.68	1,034,957.37
Insurance - Dental	50910	72.11	(2,726.01)	18,600.80	6,547.21
Insurance - Vision	50915	(13,530.77)	(13,364.95)	(13,705.97)	(13,790.98)
Insurance - IMRF Life	50920	(1,162.49)	18,850.05	2,012.61	18,023.82
Insurance - Colonial	50925	(0.03)	(0.03)	(0.03)	(0.03)
Insurance - Amer Family Life	50930	(16.52)	(777.85)	10.73	713.82
Tuition Reimbursement	50950	(50.00)	0.00	0.00	0.00
Misc. Services	56400	901.44	847.15	643.91	689.32
Total Expenditures	841,712.13	849,223.56	980,390.73	1,047,140.53	4,258,174.00

Excess Revenues over Expenditures

(841,712.13) (849,223.56) (980,390.73) (1,047,140.53) (4,258,174.00)

110 - General Fund

215 - Utilities

	FY 22	FY 23	FY FY24	YTD FY25	Total Budget - Original
Expenditures					
Water & Sewer	52600	131,599.00	145,313.32	136,745.94	102,799.04
Heat	52650	29,128.54	41,215.79	40,189.63	42,707.75
Electricity	52700	128,638.18	103,826.48	126,288.22	212,551.07
Telephone	52750	105,494.63	156,106.59	33,087.43	5,841.43
Total Expenditures	394,860.35	446,462.18	336,311.22	363,899.29	1,450,000.00
Excess Revenues over Expenditures	(394,860.35)	(446,462.18)	(336,311.22)	(363,899.29)	(1,450,000.00)

110 - General Fund  
220 - Contingency

	FY 22	FY 23	FY FY24	YTD FY25	Total Budget - Original
Expenditures					
Contingency	0.00	0.00	0.00	0.00	400,000.00
Capital Contingency	0.00	0.00	0.00	0.00	500,000.00
Total Expenditures	0.00	0.00	0.00	0.00	900,000.00
Excess Revenues over Expenditures	0.00	0.00	0.00	0.00	(900,000.00)

110 - General Fund  
225 - Central Services

		FY 22	FY 23	FY FY24	YTD FY25	Total Budget - Original
Expenditures						
Bilingual	50176	0.00	694.42	727.61	0.00	3,100.00
Water & Sewer	52600	0.00	15,118.78	0.00	0.00	0.00
Misc. Claims	53100	0.00	0.00	0.00	0.00	900.00
Audit Fees	54400	30,000.00	32,800.00	32,760.00	40,000.00	69,000.00
Maintenance Contracts	56200	14,674.47	9,214.58	24,165.45	19,138.98	84,000.00
Copy Machine Maintenance Contr	56250	3,976.86	3,976.29	3,753.78	3,407.42	15,000.00
Lease Pmt Principal	56300	3,835.05	2,308.98	2,308.98	0.00	16,000.00
Office Supplies	56800	0.00	743.26	0.00	0.00	2,000.00
Other Transfers	99550	1,321.96	(1,335.19)	(7,138.17)	43,369.68	0.00
Total Expenditures		53,808.34	63,521.12	56,577.65	105,916.08	190,000.00
Excess Revenues over Expenditures		(53,808.34)	(63,521.12)	(56,577.65)	(105,916.08)	(190,000.00)

110 - General Fund  
230 - Auditor

	FY 22	FY 23	FY FY24	YTD FY25	Total Budget - Original	
Expenditures						
Elected Official	50100	16,130.76	16,130.76	18,819.22	19,572.00	0.00
Chiefs/Management	50110	10,984.62	11,307.72	13,515.39	15,615.39	0.00
Office Personnel	50120	(1,450.66)	(2,292.04)	(3,168.25)	(3,294.98)	0.00
Travel Mileage	55520	28.90	0.00	373.86	0.00	0.00
Conferences	55530	(90.00)	0.00	175.00	0.00	0.00
Publications	55700	0.00	0.00	0.00	82.80	0.00
Online Services	56430	24.00	36.00	24.00	0.00	0.00
Beginning Budget	99999	0.00	0.00	0.00	0.00	117,624.00
Total Expenditures	25,627.62	25,182.44	29,739.22	31,975.21		117,624.00

110 - General Fund  
240 - Zoning Board of Appeals

	FY 22	FY 23	FY FY24	YTD FY25	Total Budget - Original
Expenditures					
Misc. Claims	53100	400.00	0.00	0.00	0.00
Reporter/Expert Fees	58380	567.35	2,007.33	1,547.00	4,500.00
ZBA-Per Diems	58400	454.13	562.66	905.22	4,000.00
Total Expenditures	1,421.48	2,569.99	3,016.98	2,452.22	8,500.00
Excess Revenues over Expenditures	(1,421.48)	(2,569.99)	(3,016.98)	(2,452.22)	(8,500.00)



110 - General Fund  
250 - I-KAN ROE

	FY 22	FY 23	FY FY24	YTD FY25	Total Budget - Original	
Expenditures						
I-KAN Educational Agreement	58420	101,476.98	0.00	61,723.21	62,879.25	251,517.00
I-KAN-Tuancy Program	58425	18,862.98	0.00	9,431.37	9,140.76	36,563.00
Total Expenditures		120,339.96	0.00	71,154.58	72,020.01	288,080.00
Excess Revenues over Expenditures		(120,339.96)	0.00	(71,154.58)	(72,020.01)	(288,080.00)

110 - General Fund  
300 - Finance Department

		FY 22	FY 23	FY FY24	YTD FY25	Total Budget - Original
Expenditures						
Salaries	50010	0.00	0.00	0.00	0.00	139,300.00
Appointed Official	50105	13,313.40	13,845.90	15,941.04	15,691.62	0.00
Chiefs/Management	50110	1,327.68	3,998.04	1,144.22	1,190.00	0.00
Office Personnel	50120	4,687.30	2,335.27	12,444.64	10,590.00	0.00
Misc. Claims	53100	0.00	0.00	102.25	0.00	0.00
Professional Fees	54200	760.00	956.50	0.00	1,570.00	0.00
Travel Mileage	55520	0.00	0.00	0.00	0.00	200.00
Conferences	55530	0.00	0.00	0.00	0.00	500.00
Postage and Freight	55650	1.16	1.20	3.44	2.76	200.00
Training	55850	0.00	0.00	35.00	0.00	0.00
Membership Dues	55950	0.00	0.00	0.00	0.00	1,600.00
Misc. Services	56400	125.00	0.00	0.00	0.00	0.00
Office Supplies	56800	25.45	804.85	0.00	0.00	1,200.00
Total Expenditures		20,239.99	21,941.76	29,670.59	29,044.38	143,000.00
Excess Revenues over Expenditures		(20,239.99)	(21,941.76)	(29,670.59)	(29,044.38)	(143,000.00)

110 - General Fund  
350 - Capital Development

	FY 22	FY 23	FY FY24	YTD FY25	Total Budget - Original	
Expenditures						
Debt Service-Principle	54100	58,643.38	26,923.54	27,824.49	24,158.35	297,021.00
Debt Service-Interest	54150	2,804.41	3,590.56	2,620.61	1,133.74	54,148.00
Debt Service-Admin Fee	54155	550.00	1,150.00	1,150.00	750.00	3,000.00
Debt Service - Health/ETSB	54160	0.00	41,026.71	40,773.69	0.00	0.00
Professional Fees	54200	11,000.00	8,000.00	50,287.35	46,307.00	78,000.00
Advertising Expense	55760	0.00	0.00	0.00	0.00	25,000.00
Membership Dues	55950	0.00	0.00	0.00	0.00	70,000.00
Maintenance Contracts	56200	0.00	700.00	0.00	0.00	46,000.00
Vehicles	87000	0.00	0.00	94,012.00	0.00	0.00
Building Improvements	87510	0.00	0.00	0.00	12,463.00	389,754.00
Total Expenditures	72,997.79	81,390.81	216,668.14	84,812.09		962,923.00
Excess Revenues over Expenditures						
	(72,997.79)	(81,390.81)	(216,668.14)	(84,812.09)		(962,923.00)

110 - General Fund  
500 - Circuit Clerk

		FY 22	FY 23	FY FY24	YTD FY25	Total Budget - Original
<b>Revenues</b>						
Cir. Clrk Fees	30340	223,258.12	219,750.38	228,563.13	236,950.70	825,000.00
Cir. Clrk 10% Bond Office Reta	30341	62,750.90	51,326.10	36,312.85	983.45	125,000.00
Cir. Clrk Citation/Asset Disco	30342	7,480.00	10,415.00	10,330.00	0.00	35,000.00
Cir. Clrk Wage Deduction	30343	0.00	0.00	0.00	9,595.00	0.00
Cir. Clrk Certified Mail Fee	30344	10,065.00	11,492.50	9,090.00	5,203.00	20,000.00
Cir. Clrk ILL State Police	30346	6,008.31	5,993.71	1,699.69	0.00	10,000.00
Cir. Clrk County Ordinance Vio	30348	72.38	166.26	82.33	0.00	500.00
Cir. Clrk Fees/Bond Forfeit	30354	12,470.07	15,268.19	6,148.16	1,413.01	25,000.00
Cir. Clrk Fees/Surcharge Fund	30356	552.78	953.00	822.91	8.44	2,500.00
Cir. Clrk Fees/Trauma Fund	30357	2,202.11	150.92	188.72	(489.45)	500.00
Cir.Clrk Criminal Fines	30362	10,811.43	10,413.44	15,513.92	5,912.84	45,000.00
Cir.Clrk SOS Police-Traffic	30363	609.93	544.50	35.00	0.00	200.00
Cir.Clrk Spinal Cord Fee	30366	53.74	5.11	7.23	(20.92)	100.00
Cir. Clrk G.F. % - Tickets	30368	20,987.98	12,242.22	8,706.13	11,569.02	25,000.00
Interest Income - Investments	30610	112.17	109.73	30,874.41	97.53	0.00
<b>Total Revenues</b>		<b>357,434.92</b>	<b>338,831.06</b>	<b>348,374.48</b>	<b>271,222.62</b>	<b>1,113,800.00</b>
<b>Expenditures</b>						
Elected Official	50100	18,438.48	18,438.48	21,511.56	22,372.00	83,096.00
Chiefs/Management	50110	14,300.16	14,877.90	18,412.87	19,915.35	145,000.00
Office Personnel	50120	217,210.53	172,156.78	223,189.77	231,110.75	851,950.00
Normal OT	50150	5,421.17	9.72	1,030.68	0.00	0.00
Building Maintenance/Improve	52100	0.00	0.00	0.00	26.61	0.00
Professional Fees	54200	0.00	1,122.00	0.00	0.00	0.00
Audit Fees	54400	0.00	0.00	0.00	0.00	10,000.00
Uniforms / Service	54550	0.00	0.00	0.00	158.98	0.00

Postage and Freight	55650	3,318.30	7,471.71	11,839.29	5,404.30	25,000.00
Office Supplies	56800	6,537.57	8,418.72	6,716.34	7,511.06	25,000.00
Total Expenditures		265,226.21	222,495.31	282,700.51	286,499.05	1,140,046.00

Excess Revenues over Expenditures

92,208.71 116,335.75 65,673.97 (15,276.43) (26,246.00)

110 - General Fund

505 - Maintenance & Child Support

	FY 22	FY 23	FY FY24	YTD FY25	Total Budget - Original
--	-------	-------	---------	----------	-------------------------

Revenues

State of Ill. IV-D	30270	1,323.00	1,029.00	3,298.22	1,197.00	10,000.00
Cir. Ct. Child Supp/Maint	30360	12,943.00	10,786.50	8,710.00	5,798.79	25,000.00
Total Revenues		14,266.00	11,815.50	12,008.22	6,995.79	35,000.00

Expenditures

Office Personnel	50120	409.41	5,799.32	7,795.91	8,104.04	28,000.00
Postage and Freight	55650	2,186.04	2.88	27.52	1,099.44	2,000.00
Total Expenditures		2,595.45	5,802.20	7,823.43	9,203.48	30,000.00

Excess Revenues over Expenditures

11,670.55 6,013.30 4,184.79 (2,207.69) 5,000.00

110 - General Fund  
510 - Circuit Court

		FY 22	FY 23	FY FY24	YTD FY25	Total Budget - Original
<b>Revenues</b>						
Cir. Clerk - Court Fees	30355	32,875.90	36,072.46	33,591.66	35,581.40	130,000.00
Grant Revenue	30800	561,012.17	237,837.68	211,512.92	45,871.61	150,000.00
Total Revenues		593,888.07	273,910.14	245,104.58	81,453.01	280,000.00
<b>Expenditures</b>						
Office Personnel	50120	17,686.25	17,836.19	12,044.25	12,642.00	46,973.00
Clothing Allowance	50175	332.01	41.94	0.00	35.94	500.00
Judges	50205	0.00	0.00	0.00	0.00	5,000.00
Bailiffs	50230	15,370.82	18,251.36	20,368.35	24,046.35	75,844.00
Insurance/Bonds	50940	0.00	0.00	0.00	0.00	2,220.00
Interpreter Fees	54195	3,033.42	(6,996.43)	15,583.68	2,845.08	1,500.00
Professional Fees	54200	12,584.58	20,584.32	37,912.83	19,825.85	116,729.00
Fees of Others	54202	6,406.15	5,308.90	3,544.02	4,160.12	28,000.00
Court Psychologist	54500	12,975.00	12,975.00	12,975.00	13,752.00	57,000.00
Conferences	55530	39.34	0.00	0.00	49.00	385.00
Postage and Freight	55650	63.07	76.58	72.02	17.66	250.00
Publications	55700	1,176.72	0.00	0.00	372.30	1,500.00
Legal Research Materials	55710	6,262.00	1,544.28	1,511.40	1,598.76	14,250.00
Copy Paper	55900	148.72	121.77	166.23	112.95	500.00
Membership Dues	55950	0.00	0.00	0.00	0.00	85.00
Office Supplies	56800	1,187.81	1,105.63	223.40	0.00	4,000.00
Witness/Victim Travel	59140	0.00	0.00	0.00	0.00	300.00
Computer Software/Equipment	86000	308,639.44	26,227.76	0.00	35,801.75	151,840.00
Office Equipment	86500	144.07	250.53	132.60	0.00	600.00
Total Expenditures		386,049.40	97,327.83	104,533.78	115,259.76	507,476.00
Excess Revenues over Expenditures		207,838.67	176,582.31	140,570.80	(33,806.75)	(227,476.00)

110 - General Fund  
520 - Jury Commission

		FY 22	FY 23	FY FY24	YTD FY25	Total Budget - Original
Revenues						
Cir. Clk Jury Demand Fee	30345	8,925.00	5,312.50	9,137.50	9,575.00	32,000.00
Total Revenues		8,925.00	5,312.50	9,137.50	9,575.00	32,000.00
Expenditures						
Office Manager	50115	8,950.26	9,219.04	12,049.11	12,656.72	47,019.00
Per Diems	50220	1,215.00	1,215.00	1,215.00	1,215.00	5,000.00
Rent Expense	52400	2,450.00	2,750.00	0.00	0.00	0.00
Postage and Freight	55650	5,660.89	6,133.49	4,943.46	8,372.94	22,000.00
Printing	55800	805.50	1,918.46	502.47	1,748.20	4,400.00
Copy Paper	55900	80.98	43.74	0.00	117.61	400.00
Maintenance Contracts	56200	0.00	0.00	0.00	0.00	1,400.00
Office Supplies	56800	613.92	793.81	1,703.40	593.14	1,920.00
Jurors Fees	58760	11,663.40	14,121.00	37,919.62	40,901.80	155,000.00
Misc Juror Expenses	58780	454.80	821.84	692.13	361.95	2,000.00
Computer Software/Equipment	86000	0.00	38,952.72	4,770.35	1,879.30	10,961.00
Office Equipment	86500	0.00	411.25	0.00	0.00	250.00
Total Expenditures		31,894.75	76,380.35	63,795.54	67,846.66	250,350.00
Excess Revenues over Expenditures		(22,969.75)	(71,067.85)	(54,658.04)	(58,271.66)	(218,350.00)

110 - General Fund  
530 - States Attorney Office

		FY 22	FY 23	FY FY24	YTD FY25	Total Budget - Original
Revenues						
GIA Salary Reimbursement	30100	41,900.79	43,230.69	45,401.37	47,721.24	188,870.00
Cir. Clrk Fees/SAO	30353	18,502.52	16,206.61	13,514.51	10,989.09	50,000.00
Miscellaneous Income	30640	0.00	141,748.49	39,999.96	0.00	0.00
Grant Revenue	30800	111,370.57	214,925.70	563,171.50	344,185.37	1,110,000.00
Total Revenues		171,773.88	416,111.49	662,087.34	402,895.70	1,348,870.00
Expenditures						
Salaries	50010	51,571.90	90,814.04	54,908.18	23,188.47	156,726.00
Elected Official	50100	40,297.32	39,202.68	47,840.38	50,088.85	0.00
Chiefs/Management	50110	0.00	0.00	538.44	560.70	0.00
Office Manager	50115	0.00	10,560.00	12,936.00	13,582.80	0.00
Office Personnel	50120	77,343.60	174,102.70	395,370.57	288,059.46	386,876.05
Deputies	50125	4,683.00	2,787.48	3,252.06	3,252.06	15,000.00
Normal OT	50150	0.00	0.00	0.00	1,270.64	400.00
Attorneys	50285	179,114.01	205,311.00	293,531.54	285,000.55	317,070.00
Investigators	50295	0.00	0.00	10,990.37	12,420.03	0.00
Grant Coordinator	50315	10,384.62	15,215.38	18,415.39	19,152.00	63,657.00
Insurance - Health/Life	50900	8,536.68	10,042.08	33,738.51	11,199.02	104,286.00
Employee Benefits	50955	1,689.54	12,893.38	0.00	0.00	6,653.00
Workers Comp. Ins.	51500	0.00	0.00	0.00	0.00	2,122.00
Rent Expense	52400	0.00	3,000.00	0.00	0.00	0.00
Misc. Claims	53100	3,243.76	66,525.43	63,703.70	89,861.08	117,307.00
Service of Process	54190	0.00	534.00	295.20	1,109.25	0.00
Professional Fees	54200	15,034.60	0.00	0.00	53.73	0.00
Travel Mileage	55520	1,793.71	0.00	290.13	208.40	0.00
Conferences	55530	12,197.00	6,717.31	2,249.58	285.90	838.11
Meeting Expense	55535	0.00	0.00	262.56	0.00	0.00
Postage and Freight	55650	1,388.95	1,679.96	1,592.28	1,581.07	0.00

Publications	55700	3,789.53	2,703.33	4,269.12	4,670.29	0.00
Printing	55800	642.29	341.34	447.63	157.12	47.00
Training	55850	70.00	165.00	2,847.00	99.00	600.00
Copy Paper	55900	1,030.01	705.09	920.21	83.82	169.00
Membership Dues	55950	0.00	0.00	955.00	50.00	0.00
Computer Services	56100	0.00	0.00	260.00	130.00	0.00
Lease Pmt Interest	56310	0.00	0.00	250.00	0.00	250.00
Office Supplies	56800	3,964.64	3,832.38	2,656.00	5,700.67	3,903.24
Misc. Supplies	56850	13,906.68	2,354.17	667.30	0.00	1,405.99
Reporter/Expert Fees	58380	16,397.65	10,975.00	11,586.46	13,267.25	0.00
Firing Range Fees	58680	0.00	0.00	0.00	9.00	0.00
Witness/Victim Travel	59140	2,986.01	2,048.14	22,985.91	2,489.36	0.00
Equipment	85500	0.00	5,331.85	0.00	3,035.00	0.00
Computer Software/Equipment	86000	2,850.92	3,368.83	27,294.72	4,791.99	2,689.61
Office Equipment	86500	0.00	16,270.50	0.00	0.00	0.00
Beginning Budget	99999	0.00	0.00	0.00	0.00	1,645,730.00
Total Expenditures		452,916.42	687,481.07	1,015,054.24	835,357.51	2,825,730.00
Excess Revenues over Expenditures		(281,142.54)	(271,369.58)	(352,966.90)	(432,461.81)	(1,476,860.00)



110 - General Fund  
540 - Public Defender

		FY 22	FY 23	FY FY24	YTD FY25	Total Budget - Original
Revenues						
G/A Salary Reimbursement	30100	27,512.37	28,310.22	29,612.52	31,004.28	123,188.00
Cir. Clrk Pub Def Fees	30359	3,412.27	3,274.81	1,730.39	736.01	5,000.00
Grant Revenue	30800	0.00	0.00	0.00	0.00	115,488.00
Total Revenues		30,924.64	31,585.03	31,342.91	31,740.29	243,676.00
Expenditures						
Appointed Official	50105	38,097.84	39,202.68	47,840.38	50,088.85	186,045.00
Office Personnel	50120	14,985.33	9,923.10	25,290.55	31,290.00	132,000.00
Investigators	50295	12,252.61	12,860.28	12,438.44	13,219.22	61,420.00
Assistant PD's	50300	128,349.93	142,476.90	206,311.49	215,896.03	768,218.00
Insurance - Health/Life	50900	0.00	0.00	2,511.60	0.00	0.00
Misc. Claims	53100	858.00	158.00	70.00	47.94	250.00
Professional Fees	54200	459.58	714.27	771.99	787.47	3,100.00
Travel Mileage	55520	0.00	0.00	0.00	0.00	300.00
Conferences	55530	1,643.40	576.96	150.00	1,358.24	3,000.00
Postage and Freight	55650	102.19	56.96	161.90	185.28	1,000.00
Publications	55700	586.00	645.00	710.00	779.00	0.00
Office Supplies	56800	929.12	1,151.47	3,039.05	1,199.83	11,000.00
Vehicle/Fuel	81300	86.99	35.66	0.00	0.00	600.00
Total Expenditures		198,350.99	207,801.28	299,295.40	314,851.86	1,166,933.00
Excess Revenues over Expenditures		(167,426.35)	(176,216.25)	(267,952.49)	(283,111.57)	(923,257.00)

110 - General Fund  
550 - Probation

		FY 22	FY 23	FY FY24	YTD FY25	Total Budget - Original
<b>Revenues</b>						
GIA Salary Reimbursement	30100	424,892.98	479,955.77	356,683.46	492,978.52	1,538,470.00
Grant Revenue	30800	0.00	0.00	0.00	0.00	120,000.00
Total Revenues		424,892.98	479,955.77	356,683.46	492,978.52	1,678,470.00
<b>Expenditures</b>						
Appointed Official	50105	26,563.98	28,689.12	36,146.95	38,496.50	142,990.00
Chiefs/Management	50110	83,607.84	85,851.90	107,166.01	114,654.37	427,231.00
Office Personnel	50120	25,930.83	27,058.21	38,886.85	43,081.31	157,000.00
Stand-By	50170	945.00	945.00	1,725.00	1,800.00	0.00
Court Incentive	50174	500.00	400.00	0.00	250.00	0.00
Clothing Allowance	50175	0.00	0.00	0.00	461.81	1,500.00
Probation Officers	50350	242,303.86	272,127.45	319,690.74	345,533.87	1,219,297.00
Insurance - Health/Life	50900	5,218.50	7,172.28	7,780.62	9,723.16	30,000.00
Employee Benefits	50955	0.00	0.00	0.00	0.00	11,080.00
Rent Expense	52400	250.00	0.00	0.00	0.00	0.00
Misc. Claims	53100	5,763.00	0.00	100.00	2,460.00	0.00
Professional Fees	54200	10,064.10	26,155.00	25,656.25	24,819.81	49,970.00
Fees of Others	54202	1,351.25	4,654.38	6,021.40	7,390.80	15,200.00
Pre-Employment Testing	54260	0.00	0.00	0.00	0.00	1,000.00
Client Support	54730	92.84	891.34	208.53	0.00	340.00
Travel Mileage	55520	0.00	94.32	0.00	166.80	0.00
Conferences	55530	0.00	1,295.88	0.00	1,545.31	0.00
Meeting Expense	55535	3,200.00	0.00	0.00	0.00	0.00
Postage and Freight	55650	0.00	0.00	0.00	0.00	1,000.00
Printing	55800	68.98	286.76	242.56	(139.96)	1,500.00
Training	55850	0.00	4,664.91	3,076.37	0.00	2,800.00
Copy Paper	55900	0.00	0.00	0.00	441.45	1,000.00
Membership Dues	55950	0.00	240.00	0.00	100.00	1,500.00

Radio Maintenance	56350	0.00	0.00	0.00	0.00	2,000.00
Office Supplies	56800	1,181.88	2,484.46	1,312.36	797.43	9,500.00
Early Intervention	58600	0.00	5,000.00	6,000.00	0.00	6,000.00
Drug Testing	58640	3,189.25	4,923.50	4,194.45	5,259.15	14,400.00
Ammunition	58660	0.00	0.00	0.00	0.00	5,000.00
Vests	58800	0.00	0.00	0.00	0.00	3,000.00
Vehicle/Fuel	81300	1,190.35	1,735.14	1,737.33	1,754.64	9,000.00
Auto - Preventative Maint	81400	374.20	319.25	454.40	195.00	5,500.00
Auto Repair	81500	0.00	1,799.59	121.19	146.59	7,000.00
Misc Capital Outlay	85000	0.00	258.00	0.00	0.00	690.00
Equipment	85500	3,818.25	6,571.50	5,955.25	0.00	7,000.00
Computer Software/Equipment	86000	735.65	17,774.24	327.08	0.00	0.00
Office Equipment	86500	28.99	2,140.76	3,377.55	1,984.83	10,100.00
Transfers Out	99700	0.00	0.00	0.00	0.00	2,000.00
Total Expenditures		416,378.75	503,532.99	570,180.89	600,922.87	2,144,598.00

Excess Revenues over Expenditures

8,514.23 (23,577.22) (213,497.43) (107,944.35) (466,128.00)

*110 - General Fund*  
*560 - D.N.D.C.*

	FY 22	FY 23	FY FY24	YTD FY25	Total Budget - Original	
Revenues						
DNDC - Parental	30466	0.00	0.00	0.00	100.00	
DNDC - Medicaid	30470	0.00	0.00	0.00	500.00	
Total Revenues		0.00	0.00	0.00	600.00	
Expenditures						
Professional Fees	54200	0.00	0.00	0.00	1,000.00	
Fees of Others	54202	0.00	0.00	0.00	1,000.00	
DNDC Expenses	58320	112.50	89.20	187.60	1,000.00	
Juvenile Alternative Placement	58340	0.00	0.00	0.00	47,000.00	
Total Expenditures	112.50	89.20	187.60	66.50	50,000.00	
Excess Revenues over Expenditures	(112.50)	(89.20)	(187.60)	(66.50)	(49,400.00)	
110 - General Fund						
580 - Juvenile Detention Center						
Expenditures						
Juv. Detention Center	58620	0.00	95,725.00	94,400.00	76,050.00	325,000.00
Total Expenditures	0.00	95,725.00	94,400.00	76,050.00	325,000.00	
Excess Revenues over Expenditures	0.00	(95,725.00)	(94,400.00)	(76,050.00)	(325,000.00)	

110 - General Fund  
700 - Sheriff Police

		FY 22	FY 23	FY FY24	YTD FY25	Total Budget - Original
<b>Revenues</b>						
G/A Salary Reimbursement	30100	0.00	25,164.66	26,322.24	27,559.38	109,501.00
Cir Clk-Sheriff SVFSH Fine	30338	5.00	0.00	0.00	100.00	100.00
Cir. Clk Sheriff-Traffic/Crim	30350	25,752.58	23,736.37	25,454.00	0.00	95,000.00
Cir. Clk Sheriff-Civil	30351	0.00	0.00	0.00	2,462.07	0.00
Cir.Clk Sheriff Fines	30364	13,578.28	33,996.85	26,052.70	48,637.51	150,000.00
Cir Clerk Arresting Agency Fee	30365	5,955.14	5,624.11	4,020.70	949.89	15,000.00
Civil Process Fees	30370	30,000.00	30,000.00	30,000.00	30,000.00	120,000.00
DUI Equipment-Sheriff	30378	406.98	220.00	900.00	548.23	1,500.00
Dept. of Revenue-Seizure	30380	0.00	16,500.00	14,000.00	13,900.00	42,300.00
Alarm Fees	30384	10.00	30.00	0.00	0.00	130.00
Sheriff Vehicle Fee	30780	160.00	20.00	60.00	0.00	100.00
Grant Revenue	30800	104,979.66	146,428.71	69,443.70	73,767.59	526,000.00
Total Revenues		180,847.64	281,720.70	196,253.34	197,924.67	1,059,631.00
<b>Expenditures</b>						
Salaries	50010	0.00	0.00	0.00	0.00	26,000.00
Elected Official	50100	24,243.48	34,846.86	42,524.79	44,523.43	165,300.00
Chiefs/Management	50110	49,972.48	16,776.00	20,354.88	21,505.05	80,000.00
Office Personnel	50120	39,308.78	32,846.94	62,143.15	80,278.05	271,280.00
Deputies	50125	761,286.00	785,639.58	1,003,471.73	1,024,685.36	3,900,000.00
Holiday Pay	50140	14,426.63	19,598.08	20,200.56	15,828.96	265,000.00
Shift Diffi	50145	5,275.00	6,025.00	5,590.00	5,335.00	25,000.00
Normal OT	50150	5,912.90	4,629.81	24,850.54	(20,231.15)	56,000.00
Contract Overtime	50152	9,948.56	8,322.94	10,979.35	25,584.63	15,000.00
Education	50160	16,085.02	16,230.00	14,975.00	11,280.00	62,000.00
Rank	50165	21,919.80	26,893.00	28,143.00	30,999.90	111,000.00
Stand-By	50170	1,924.50	2,667.75	3,220.00	3,611.50	12,000.00

FTO Incentive	50171	1,218.45	3,249.60	2,843.40	2,708.00	11,000.00
Non-Tobacco Incentive	50172	3,161.65	3,357.98	3,195.47	2,924.64	13,000.00
Physical Fitness Incentive	50173	9,738.05	9,945.36	9,141.16	8,336.94	37,500.00
Clothing Allowance	50175	7,167.37	10,444.22	5,714.64	11,377.89	45,000.00
Village Contract Wages	50185	(14,908.73)	(22,436.12)	(4,447.35)	(66,290.21)	0.00
Safety Director	50310	923.10	923.10	1,076.95	1,076.95	4,000.00
Insurance - Health/Life	50900	10,809.74	7,648.75	8,278.46	5,804.88	16,500.00
Employee Benefits	50955	0.00	0.00	0.00	0.00	34,800.00
Mobile Phones	52800	17,393.02	18,008.21	14,582.40	18,663.73	71,700.00
Misc. Claims	53100	1,921.48	2,296.06	3,213.73	1,142.19	31,700.00
Employment Screening	54255	0.00	663.00	2,000.00	600.00	3,500.00
Uniforms / Service	54550	11,400.37	7,181.05	25,887.62	4,979.64	20,000.00
Conferences	55530	1,154.80	6,326.17	2,565.00	459.64	8,000.00
Postage and Freight	55650	1,188.07	2,196.18	2,632.76	1,716.63	5,000.00
Training	55850	3,955.91	2,288.64	(189.49)	959.28	8,500.00
Membership Dues	55950	5,000.00	5,465.00	5,700.00	8,100.00	8,000.00
Computer Supplies	56150	290.33	159.19	1,380.32	444.98	1,000.00
Maintenance Contracts	56200	5,779.73	57,675.35	150,882.46	270,611.70	215,000.00
Radio Maintenance	56350	0.00	0.00	0.00	984.80	0.00
Misc. Services	56400	0.00	0.00	4,710.00	636.00	11,000.00
Office Supplies	56800	2,784.12	1,615.69	1,886.00	2,302.16	7,500.00
Misc. Supplies	56850	576.75	271.67	313.21	604.04	6,300.00
Firing Range Fees	58680	4,734.00	3,557.40	1,747.57	0.00	7,500.00
Investigations Expense	58720	200.32	(263.31)	1,713.27	300.65	4,000.00
Medical	58820	0.00	222.00	0.00	0.00	0.00
Vehicle/Fuel	81300	60,831.29	66,732.66	63,717.55	65,719.38	250,000.00
Auto - Preventative Maint	81400	4,028.44	4,699.26	4,618.85	4,751.00	17,500.00
Auto Repair	81500	63,927.54	93,083.77	(9,676.32)	73,652.81	125,000.00
Computer Software/Equipment	86000	9,711.85	12,867.25	24,298.35	21,905.86	20,000.00
Total Expenditures		1,163,290.80	1,252,654.09	1,564,239.01	1,687,874.31	5,971,580.00
Excess Revenues over Expenditures		(982,443.16)	(970,933.39)	(1,367,985.67)	(1,489,949.64)	(4,911,949.00)

110 - General Fund  
710 - Corrections

		FY 22	FY 23	FY FY24	YTD FY25	Total Budget - Original
<b>Revenues</b>						
Transfers In	30005	0.00	0.00	0.00	0.00	7,500.00
Municipal Booking Fee	30374	7,500.00	10,460.00	8,620.00	8,080.00	30,000.00
Fee To Make Bond	30375	24,050.72	23,860.17	15,101.78	1,526.52	70,000.00
Inmate Room& Board Fee	30376	0.00	805.68	0.00	2,160.00	1,000.00
Mileage	30388	394.10	485.10	284.90	653.80	1,500.00
Miscellaneous Income	30640	331,555.00	0.00	0.00	0.00	0.00
Inmate Telephone	30720	15,000.00	15,000.00	15,000.00	15,000.00	60,000.00
Inmate Social Security	30730	600.00	1,200.00	200.00	600.00	4,200.00
Inmate Housing	30740	1,964,310.00	2,832,540.00	2,401,160.00	1,727,770.00	9,850,000.00
Grant Revenue	30800	47,497.43	61,547.10	59,382.40	121,255.96	530,000.00
Total Revenues		2,390,907.25	2,945,898.05	2,499,749.08	1,877,046.28	10,554,200.00
<b>Expenditures</b>						
Salaries	50010	0.00	0.00	0.00	0.00	64,700.00
Chief's/Management	50110	91,955.82	94,371.00	166,073.91	121,262.85	521,000.00
Office Personnel	50120	42,982.70	43,558.23	48,530.74	44,340.85	190,000.00
Corrections	50130	1,279,518.74	1,543,442.59	1,839,333.67	2,029,476.77	6,864,000.00
Holiday Pay	50140	25,137.39	29,171.30	31,466.45	32,619.40	415,000.00
Shift Diff	50145	14,940.00	15,830.00	15,180.00	17,150.00	60,000.00
Normal OT	50150	171,856.20	117,679.09	37,514.84	95,141.91	700,000.00
Education	50160	13,000.00	12,075.00	10,590.00	9,125.00	45,000.00
Rank	50165	41,277.42	46,408.31	47,925.16	50,104.38	200,000.00
FTO Incentive	50171	324.90	270.75	4,125.00	5,925.00	15,000.00
Non-Tobacco Incentive	50172	4,887.94	5,355.07	5,158.74	5,833.01	21,000.00
Physical Fitness Incentive	50173	731.40	853.30	877.68	926.41	3,500.00
Clothing Allowance	50175	1,789.85	3,250.81	458.95	29,207.60	75,000.00
Medical Staff	50190	299,292.17	436,110.76	563,611.28	572,128.61	2,033,448.00
Social Worker	50192	12,574.86	12,574.86	0.00	0.00	10,241.00

Part-Time	50200	0.00	9,211.72	5,704.86	76.69	15,000.00
Insurance - Health/Life	50900	1,303.14	1,413.48	4,788.72	7,506.51	26,245.00
Employee Benefits	50955	0.00	0.00	0.00	0.00	30,000.00
Mobile Phones	52800	7,744.81	5,378.06	5,952.34	5,130.23	25,000.00
Misc. Claims	53100	5,499.15	4,561.03	2,982.62	0.00	6,781.00
Employment Screening	54255	0.00	3,070.00	0.00	0.00	500.00
Uniforms / Service	54550	5,208.73	8,912.88	3,289.24	5,850.27	25,000.00
Client Support	54730	114.31	0.00	0.00	0.00	0.00
Conferences	55530	2,424.74	1,626.32	600.00	3,691.97	2,500.00
Postage and Freight	55650	371.58	377.78	521.67	101.44	2,000.00
Training	55850	13,537.63	17,118.49	1,115.00	19,657.30	15,000.00
Membership Dues	55950	0.00	60.00	0.00	0.00	200.00
Computer Supplies	56150	0.00	398.11	0.00	0.00	1,500.00
Maintenance Contracts	56200	146,369.41	148,230.23	136,350.89	3,788.12	100,000.00
Misc. Services	56400	10,965.28	0.00	37,228.69	61,308.32	80,669.00
Office Supplies	56800	247.45	0.00	4,733.65	183.09	20,507.00
Misc. Supplies	56850	0.00	0.00	0.00	0.00	100.00
Kitchen Supplies	57100	0.00	0.00	0.00	0.00	5,000.00
Cell Block Supplies	57150	3,367.83	690.18	(4,933.58)	273.84	5,000.00
Medical	58820	192,539.38	171,217.22	204,602.83	189,809.19	651,345.00
Food	58860	241,796.95	345,897.63	353,352.38	289,586.19	1,650,000.00
Vehicle/Fuel	81300	144.92	(6,215.80)	(4,283.96)	(6,131.21)	0.00
Auto - Preventative Maint	81400	439.60	657.77	300.00	585.00	2,500.00
Auto Repair	81500	2,286.30	49.95	4,910.23	96,075.12	7,500.00
Equipment	85500	0.00	0.00	0.00	799.80	0.00
Computer Software/Equipment	86000	(1,545.75)	15,937.81	20,533.71	5,139.32	25,000.00
Office Equipment	86500	0.00	0.00	0.00	0.00	2,064.00
Total Expenditures		2,633,084.85	3,089,543.93	3,548,595.71	3,696,672.98	13,917,300.00
Excess Revenues over Expenditures		(242,177.60)	(143,645.88)	(1,048,846.63)	(1,819,626.70)	(3,363,100.00)



110 - General Fund  
720 - Auxiliary/CERTS

	FY 22	FY 23	FY FY24	YTD FY25	Total Budget - Original
Expenditures					
Misc. Claims	0.00	445.66	0.00	0.00	3,000.00
Total Expenditures	0.00	445.66	0.00	0.00	3,000.00
Excess Revenues over Expenditures	0.00	(445.66)	0.00	0.00	(3,000.00)

110 - General Fund  
730 - E.S.D.A.

		FY 22	FY 23	FY FY24	YTD FY25	Total Budget - Original
<b>Revenues</b>						
Grant Revenue	30800	623.61	0.00	18,515.09	4,867.20	92,000.00
Total Revenues		623.61	0.00	18,515.09	4,867.20	92,000.00
<b>Expenditures</b>						
Salaries	50010	5,568.00	5,760.00	2,620.80	2,725.66	24,000.00
Elected Official	50100	960.00	960.00	1,120.00	3,326.46	4,160.00
Chiefs/Management	50110	8,352.00	8,640.00	14,851.20	13,238.76	42,728.00
Office Personnel	50120	21,667.38	22,257.48	27,125.72	28,463.98	73,193.00
Deputies	50125	0.00	0.00	0.00	0.00	41,800.00
Normal OT	50150	0.00	0.00	0.00	1,308.45	0.00
Insurance - Health/Life	50900	4,058.85	2,453.48	3,281.46	3,520.26	16,666.00
Telephone	52750	3,234.44	3,193.28	1,142.98	0.00	9,000.00
Mobile Phones	52800	782.60	361.05	433.83	427.18	9,270.00
Misc. Claims	53100	(939.19)	71.92	0.00	857.50	500.00
Conferences	55530	3,160.20	1,880.12	2,004.73	0.00	2,700.00
Training	55850	0.00	272.85	700.72	0.00	515.00
Membership Dues	55950	65.00	0.00	0.00	0.00	500.00
Computer Supplies	56150	0.00	0.00	66.98	0.00	50.00
Maintenance Contracts	56200	0.00	0.00	405.00	432.00	4,665.00
Office Supplies	56800	20.00	373.53	371.15	0.00	2,400.00
Misc. Supplies	56850	0.00	0.00	0.00	0.00	1,000.00
Vehicle/Fuel	81300	953.79	490.73	289.63	0.00	1,131.00
Auto - Preventative Maint	81400	0.00	54.95	0.00	0.00	130.00
Auto Repair	81500	0.00	859.99	0.00	0.00	280.00
Computer Software/Equipment	86000	3,668.82	1,726.98	549.99	0.00	0.00
Total Expenditures		51,551.89	49,356.36	54,964.19	54,300.25	234,688.00
Excess Revenues over Expenditures		(50,928.28)	(49,356.36)	(36,449.10)	(49,433.05)	(142,688.00)

110 - General Fund  
740 - Merrill Commission

	FY 22	FY 23	FY FY24	YTD FY25	Total Budget - Original
Expenditures					
Per Diems	50220	0.00	0.00	0.00	500.00
Misc. Claims	53100	0.00	739.71	0.00	500.00
Total Expenditures		0.00	739.71	0.00	1,000.00
Excess Revenues over Expenditures	0.00	0.00	(739.71)	0.00	(1,000.00)

110 - General Fund  
750 - Dispatch Center

	FY 22	FY 23	FY FY24	YTD FY25	Total Budget - Original
Expenditures					
ETSB Intergov. Agreement	58500	192,853.74	133,711.84	208,590.51	867,737.00
Total Expenditures		192,853.74	133,711.84	208,590.51	867,737.00
Excess Revenues over Expenditures	(192,853.74)	(133,711.84)	(208,590.51)	(216,934.26)	(867,737.00)

*110 - General Fund*  
*760 - Coroner*

	FY 22	FY 23	FY FY24	YTD FY25	Total Budget - Original
<b>Revenues</b>					
Coroner Morgue	30394	7,045.93	3,209.84	1,530.02	0.00
Coroner Fees	30396	0.00	0.00	0.00	14,000.00
Grant Revenue	30800	5,130.00	0.00	4,386.00	5,000.00
Total Revenues		12,175.93	3,209.84	5,916.02	19,000.00
<b>Expenditures</b>					
Elected Official	50100	18,438.48	18,438.48	22,590.05	0.00
Office Personnel	50120	50,896.26	55,430.28	72,737.63	0.00
Normal OT	50150	2,102.21	399.75	2,971.29	0.00
Building Maintenance/Improve	52100	0.00	0.00	0.00	0.00
Mobile Phones	52800	891.78	895.01	669.36	0.00
Uniforms / Service	54550	0.00	0.00	261.00	3,500.00
Conferences	55530	0.00	0.00	0.00	0.00
Postage and Freight	55650	11.06	23.82	36.72	0.00
Membership Dues	55950	780.00	960.00	50.00	0.00
Computer Supplies	56150	0.00	0.00	0.00	0.00
Office Supplies	56800	421.84	79.93	509.89	0.00
Indigent Burial	58970	0.00	300.00	0.00	0.00
Doctor & Morgue Fees	58980	52,294.40	24,328.11	51,805.48	0.00
Vehicle/Fuel	81300	2,747.48	2,251.15	2,914.36	1,500.00
Auto - Preventative Maint	81400	2,268.31	362.93	1,039.90	0.00
Auto Repair	81500	0.00	0.00	65.00	0.00
Computer Software/Equipment	86000	0.00	0.00	45.96	0.00
Beginning Budget	99999	0.00	0.00	0.00	606,650.00
Total Expenditures		130,851.82	103,469.46	155,696.64	611,650.00
Excess Revenues over Expenditures		(118,675.89)	(100,259.62)	(146,277.58)	(592,650.00)



**OFFICE OF THE**  
**AUDITOR**

Colton Ekhoff  
*County Auditor*

189 East Court Street, Suite 500  
Kankakee, IL 60901  
Telephone: (815) 936-5562  
cekhoff@k3county.net

**Special Funds: 034-960**

For the 2<sup>nd</sup> Quarter (March 1 thru May 31) 2025 report, the Special Funds 034-960 are broken down by each line item to provide a detailed view of expenditures and allocations over the last two fiscal years (2024-2025). This breakdown offers insights into the financial trends and helps assess how funds have been distributed across various categories. By reviewing historical data for the last two years, the report highlights fluctuations in spending, identifies areas of consistent investment, and sheds light on any significant changes in budgetary priorities. This detailed analysis provides more transparency into the fiscal management.

**Kankakee County Finance Department**  
Statement of Revenues and Expenditures - Unposted Transactions Included In Report  
055 - Series 2011 GO Bond Fund  
From 3/1/2025 Through 5/31/2025

		Prior Year Actual	YTD FY25	FY25 Original Budget
Expenses				
Debt Service-Interest	54150	13,335.00	0.00	0.00
Total Expenses		13,335.00	0.00	0.00
Excess Revenue over Expenditure		(13,335.00)	0.00	0.00
Ending Fund Balance		(13,335.00)	0.00	0.00

**Kankakee County Finance Department**  
Statement of Revenues and Expenditures - Unposted Transactions Included In Report  
058 - Series 2012 GO Bond Fund  
From 3/1/2025 Through 5/31/2025

		Prior Year Actual	YTD FY25	FY25 Original Budget
Expenses				
Debt Service-Interest	54150	6,500.00	0.00	0.00
Total Expenses		6,500.00	0.00	0.00
Excess Revenue over Expenditure		(6,500.00)	0.00	0.00
Ending Fund Balance		(6,500.00)	0.00	0.00

**Kankakee County Finance Department**  
Statement of Revenues and Expenditures - Unposted Transactions Included In Report  
060 - Series 2012A GO Bond Fund  
From 3/1/2025 Through 5/31/2025

		Prior Year Actual	YTD FY25	FY25 Original Budget
Expenses				
Debt Service-Interest	54150	7,687.50	0.00	0.00
Total Expenses		7,687.50	0.00	0.00
Excess Revenue over Expenditure		(7,687.50)	0.00	0.00
Ending Fund Balance		(7,687.50)	0.00	0.00



**Kankakee County Finance Department**  
**Statement of Revenues and Expenditures - Unposted Transactions Included In Report**  
**062 - Series 2022 Bond Fund**  
**From 3/1/2025 Through 5/31/2025**

		Prior Year Actual	YTD FY25	FY25 Original Budget
Revenue				
Transfers In	30005	0.00	81,158.75	111,067.50
Interest Income-Checking	30600	424.79	412.72	1,000.00
Total Revenue		424.79	81,571.47	112,067.50
Expenses				
Debt Service-Principle	54100	0.00	0.00	50,000.00
Debt Service-Interest	54150	31,158.75	29,908.75	61,067.50
Total Expenses		31,158.75	29,908.75	111,067.50
Excess Revenue over Expenditure		(30,733.96)	51,662.72	1,000.00
Ending Fund Balance		(30,733.96)	51,662.72	1,000.00

**Kankakee County Finance Department**  
Statement of Revenues and Expenditures - Unposted Transactions Included In Report  
065 - PBC Project Fund  
From 3/1/2025 Through 5/31/2025

		Prior Year Actual	YTD FY25	FY25 Original Budget
Expenses				
Building Improvements	87510	0.00	0.00	2,928.46
Total Expenses		0.00	0.00	2,928.46
Excess Revenue over Expenditure		0.00	0.00	(2,928.46)
Ending Fund Balance		0.00	0.00	(2,928.46)

**Kankakee County Finance Department**  
Statement of Revenues and Expenditures - Unposted Transactions Included In Report  
090 - River Conservation Fund  
From 3/1/2025 Through 5/31/2025

		Prior Year Actual	YTD FY25	FY25 Original Budget
Expenses				
Rent Expense	52400	(493.75)	0.00	0.00
Total Expenses		(493.75)	0.00	0.00
Excess Revenue over Expenditure		493.75	0.00	0.00
Ending Fund Balance		493.75	0.00	0.00

**Kankakee County Finance Department**  
**Statement of Revenues and Expenditures - Unposted Transactions Included In Report**  
**095 - American Rescue Plan Fund**  
**From 3/1/2025 Through 5/31/2025**

		Prior Year Actual	YTD FY25	FY25 Original Budget
<b>Revenue</b>				
Grant Revenue	30800	0.00	0.00	600,000.00
<b>Total Revenue</b>		0.00	0.00	600,000.00
<b>Expenses</b>				
Salaries	50010	13,414.95	13,279.66	18,000.00
Elected Official	50100	3,230.78	0.00	12,000.00
Appointed Official	50105	7,864.21	11,208.26	35,000.00
Chiefs/Management	50110	1,144.22	0.00	4,500.00
Office Personnel	50120	19,725.84	4,605.24	16,000.00
Attorneys	50285	11,240.00	0.00	0.00
Assistant PD's	50300	1,400.00	0.00	0.00
IMRF - General	50400	1,942.33	566.42	5,000.00
FICA - General	50500	2,268.53	661.54	5,500.00
State Unemployment Insurance	50750	196.26	85.20	125.00
Insurance - Health/Life	50900	7,741.61	8,454.06	10,000.00
Employee Benefits	50955	3,321.44	1,103.71	13,000.00
Workers Comp. Ins.	51500	134.25	2,254.46	350.00
Telephone	52750	1,319.34	0.00	0.00
Misc. Claims	53100	448,435.20	17,609.96	250,000.00
Professional Fees	54200	15,410.36	50,000.00	20,000.00
Travel Mileage	55520	38.07	0.00	150.00
Computer Software/Equipment	86000	0.00	0.00	20,000.00
<b>Total Expenses</b>		538,827.39	109,828.51	409,625.00
<b>Excess Revenue over Expenditure</b>		(538,827.39)	(109,828.51)	190,375.00
<b>Ending Fund Balance</b>		(538,827.39)	(109,828.51)	190,375.00

**Kankakee County Finance Department**  
**Statement of Revenues and Expenditures - Unposted Transactions Included In Report**  
**098 - ARPA Lost Revenue Fund**  
**From 3/1/2025 Through 5/31/2025**

		Prior Year Actual	YTD FY25	FY25 Original Budget
Revenue				
Grant Revenue	30800	0.00	0.00	1,321,511.00
Total Revenue		0.00	0.00	1,321,511.00
Expenses				
Water & Sewer	52600	436.32	0.00	0.00
Heat	52650	5,764.46	0.00	0.00
Electricity	52700	10,115.86	0.00	0.00
Misc. Claims	53100	1,017.00	0.00	13,853.00
Professional Fees	54200	154.44	0.00	0.00
Travel Mileage	55520	0.00	0.00	10,000.00
Maintenance Contracts	56200	0.00	0.00	250,134.00
Election Supplies	56550	0.00	0.00	97,524.00
Computer Software/Equipment	86000	147,275.43	0.00	700,000.00
Buildings	87500	869,258.62	0.00	0.00
Building Improvements	87510	323,943.78	0.00	250,000.00
Total Expenses		1,357,965.91	0.00	1,321,511.00
Excess Revenue over Expenditure		(1,357,965.91)	0.00	0.00
Ending Fund Balance		(1,357,965.91)	0.00	0.00

**Kankakee County Finance Department**  
**Statement of Revenues and Expenditures - Unposted Transactions Included In Report**  
**200 - Tort Fund**  
**From 3/1/2025 Through 5/31/2025**

		Prior Year Actual	YTD FY25	FY25 Original Budget
<b>Revenue</b>				
Property Tax Revenue	30110	0.00	0.00	3,947,800.00
Interest Income-Checking	30600	271.25	766.24	8,000.00
Interest Income - Investments	30610	105.42	90.71	300.00
Interest Income - Tax Disburse	30630	0.00	0.00	7,000.00
Miscellaneous Income	30640	0.00	0.00	500.00
Grant Revenue	30800	731.59	0.00	5,000.00
Total Revenue		1,108.26	856.95	3,968,600.00
<b>Expenses</b>				
Appointed Official	50105	3,230.78	3,230.78	12,528.04
Chiefs/Management	50110	49,547.40	51,063.46	192,819.55
Office Personnel	50120	52,180.14	58,816.27	205,430.99
Normal OT	50150	2.34	26.43	0.00
IS Personnel	50212	9,800.00	7,692.31	38,688.38
ASA Civil Div	50260	5,315.59	5,565.42	20,729.06
Attorneys	50285	85,484.28	98,980.61	326,131.33
State Unemployment Insurance	50750	14,004.19	15,062.66	78,000.00
Workers Comp. Ins.	51500	167,124.69	160,472.24	768,188.81
Liability Ins - General Govt	51800	6,602.34	6,817.80	30,000.00
ICRMT Premium	51950	385,671.00	445,330.98	1,698,738.80
Misc. Claims	53100	35,146.77	5,210.00	300,000.00
Office Bonds	53300	20.00	20.00	100.00
Professional Fees	54200	15,176.00	15,676.60	75,000.00
Travel Mileage	55520	0.00	0.00	500.00
Conferences	55530	0.00	0.00	5,000.00
Postage and Freight	55650	0.00	0.00	2,450.00
Publications	55700	4,521.18	4,656.81	25,000.00
Printing	55800	139.67	84.60	500.00
Training	55850	18,118.75	19,296.47	70,000.00
Copy Paper	55900	495.49	45.13	1,000.00
Membership Dues	55950	0.00	0.00	1,000.00
Maintenance Contracts	56200	0.00	0.00	85,000.00
Office Supplies	56800	890.46	1,689.40	3,500.00
Appellate Appeal Fees	58280	0.00	0.00	28,000.00
Reporter/Expert Fees	58380	0.00	0.00	3,500.00
Equipment	85500	0.00	0.00	2,000.00
Computer Software/Equipment	86000	0.00	0.00	1,000.00
Office Equipment	86500	0.00	0.00	5,000.00
Total Expenses		853,471.07	899,737.97	3,979,804.96
Excess Revenue over Expenditure		(852,362.81)	(898,881.02)	(11,204.96)
Ending Fund Balance		(852,362.81)	(898,881.02)	(11,204.96)

**Kankakee County Finance Department**  
**Statement of Revenues and Expenditures - Unposted Transactions Included In Report**  
**210 - Pension Fund**  
**From 3/1/2025 Through 5/31/2025**

		Prior Year Actual	YTD FY25	FY25 Original Budget
Revenue				
Property Tax-IMRF	30112	0.00	0.00	3,882,508.00
Property Tax-Social Sec	30114	0.00	0.00	2,551,490.00
Interest Income-Checking	30600	5,898.00	41,387.64	25,000.00
Interest Income - Investments	30610	0.00	0.00	100.00
Interest Income - Tax Disburse	30630	0.00	0.00	10,000.00
Miscellaneous Income	30640	0.00	0.00	100.00
Grant Revenue	30800	2,630.17	0.00	25,000.00
Total Revenue		8,528.17	41,387.64	6,494,198.00
Expenses				
IMRF - General	50400	667,798.02	774,588.62	3,844,498.00
FICA - General	50500	650,123.96	657,050.99	2,649,700.00
Total Expenses		1,317,921.98	1,431,639.61	6,494,198.00
Excess Revenue over Expenditure		(1,309,393.81)	(1,390,251.97)	0.00
Ending Fund Balance		(1,309,393.81)	(1,390,251.97)	0.00

**Kankakee County Finance Department**  
**Statement of Revenues and Expenditures - Unposted Transactions Included In Report**  
**220 - Recorder Computer Fund**  
**From 3/1/2025 Through 5/31/2025**

		Prior Year Actual	YTD FY25	FY25 Original Budget
<b>Revenue</b>				
GIS Portion Recorder Computer	30428	3,205.00	3,133.00	13,000.00
Special Fund Fees	30510	60,439.10	52,171.64	220,000.00
Interest Income-Checking	30600	1,078.57	5,528.79	0.00
Interest Income - Investments	30610	20.24	17.42	0.00
Total Revenue		64,742.91	60,850.85	233,000.00
<b>Expenses</b>				
Office Personnel	50120	18,202.06	25,168.10	75,300.00
Travel Mileage	55520	544.98	630.00	4,000.00
Conferences	55530	673.42	0.00	3,000.00
Restoration Service	56125	18,740.79	56,151.50	80,000.00
Maintenance Contracts	56200	5,412.50	5,605.75	79,000.00
Misc. Services	56400	1,415.03	0.00	3,000.00
Online Services	56430	8,831.65	7,371.40	38,000.00
Office Supplies	56800	1,498.10	603.25	3,000.00
Computer Software/Equipment	86000	0.00	2,127.00	5,000.00
Office Equipment	86500	0.00	0.00	7,000.00
Total Expenses		55,318.53	97,657.00	297,300.00
Excess Revenue over Expenditure		9,424.38	(36,806.15)	(64,300.00)
Ending Fund Balance		9,424.38	(36,806.15)	(64,300.00)



**Kankakee County Finance Department**  
**Statement of Revenues and Expenditures - Unposted Transactions Included In Report**  
**230 - Co. Clerk Vital Record Fund**  
**From 3/1/2025 Through 5/31/2025**

		Prior Year Actual	YTD FY25	FY25 Original Budget
Revenue				
Tax Redemption Automation Fee	30235	100.00	90.00	4,250.00
Special Fund Fees	30510	9,792.00	12,840.00	35,000.00
Interest Income-Checking	30600	21.67	10.82	75.00
Interest Income - Investments	30610	12.96	11.17	40.00
Total Revenue		9,926.63	12,951.99	39,365.00
Expenses				
Office Personnel	50120	10,554.18	3,839.87	35,000.00
Over Time	50215	0.00	122.99	1,800.00
Misc. Claims	53100	3,066.98	2,828.56	10,000.00
Office Supplies	56800	0.00	0.00	500.00
Total Expenses		13,621.16	6,791.42	47,300.00
Excess Revenue over Expenditure		(3,694.53)	6,160.57	(7,935.00)
Ending Fund Balance		(3,694.53)	6,160.57	(7,935.00)

**Kankakee County Finance Department**  
**Statement of Revenues and Expenditures - Unposted Transactions Included In Report**  
**240 - Treasurers Computer Fund**  
**From 3/1/2025 Through 5/31/2025**

		Prior Year Actual	YTD FY25	FY25 Original Budget
<b>Revenue</b>				
Treasurer Fees	30280	122.00	136.00	60,000.00
Tax Sale	30460	0.00	0.00	19,000.00
Interest Income-Checking	30600	65.95	81.86	250.00
Interest Income - Investments	30610	10.91	9.39	50.00
Miscellaneous Income	30640	0.00	0.00	1,100.00
Total Revenue		198.86	227.25	80,400.00
<b>Expenses</b>				
Office Personnel	50120	11,921.14	13,466.43	45,700.00
Misc. Claims	53100	0.00	0.00	5,000.00
Printing	55800	0.00	0.00	400.00
Computer Supplies	56150	0.00	0.00	1,000.00
Maintenance Contracts	56200	0.00	0.00	150.00
Misc. Claims - Equipment	56450	0.00	0.00	5,000.00
Misc. Supplies	56850	0.00	0.00	500.00
Total Expenses		11,921.14	13,466.43	57,750.00
Excess Revenue over Expenditure		(11,722.28)	(13,239.18)	22,650.00
Ending Fund Balance		(11,722.28)	(13,239.18)	22,650.00

**Kankakee County Finance Department**  
**Statement of Revenues and Expenditures - Unposted Transactions Included In Report**  
**250 - Treasurers Interest Fund**  
**From 3/1/2025 Through 5/31/2025**

		Prior Year Actual	YTD FY25	FY25 Original Budget
<b>Revenue</b>				
Special Fund Fees	30510	0.00	0.00	20,000.00
Interest Income-Checking	30600	73.40	73.81	300.00
Interest Income	30620	0.00	0.00	500.00
<b>Total Revenue</b>		<b>73.40</b>	<b>73.81</b>	<b>20,800.00</b>
<b>Expenses</b>				
Misc. Claims	53100	0.00	0.00	100,000.00
<b>Total Expenses</b>		<b>0.00</b>	<b>0.00</b>	<b>100,000.00</b>
<b>Excess Revenue over Expenditure</b>		<b>73.40</b>	<b>73.81</b>	<b>(79,200.00)</b>
<b>Ending Fund Balance</b>		<b>73.40</b>	<b>73.81</b>	<b>(79,200.00)</b>

**Kankakee County Finance Department**  
**Statement of Revenues and Expenditures - Unposted Transactions Included In Report**  
**260 - Court Security Fund**  
**From 3/1/2025 Through 5/31/2025**

		Prior Year Actual	YTD FY25	FY25 Original Budget
Revenue				
Special Fund Fees	30510	57,689.66	66,155.23	175,000.00
Interest Income-Checking	30600	311.67	1,950.34	0.00
Total Revenue		58,001.33	68,105.57	175,000.00
Expenses				
Deputies	50125	31,204.54	30,601.06	120,000.00
Court OT	50155	1,890.83	866.02	7,500.00
Misc. Claims	53100	773.00	0.00	1,500.00
Computer Software/Equipment	86000	0.00	0.00	25,000.00
Total Expenses		33,868.37	31,467.08	154,000.00
Excess Revenue over Expenditure		24,132.96	36,638.49	21,000.00
Ending Fund Balance		24,132.96	36,638.49	21,000.00

**Kankakee County Finance Department**  
**Statement of Revenues and Expenditures - Unposted Transactions Included In Report**  
**265 - Sheriff E-Citation Fund**  
**From 3/1/2025 Through 5/31/2025**

		Prior Year Actual	YTD FY25	FY25 Original Budget
Revenue				
Special Fund Fees	30510	526.00	388.05	1,500.00
Interest Income-Checking	30600	20.81	120.56	100.00
Total Revenue		546.81	508.61	1,600.00
Excess Revenue over Expenditure		546.81	508.61	1,600.00
Ending Fund Balance		546.81	508.61	1,600.00

**Kankakee County Finance Department**  
**Statement of Revenues and Expenditures - Unposted Transactions Included In Report**  
**270 - Court Document Storage Fund**  
**From 3/1/2025 Through 5/31/2025**

		Prior Year Actual	YTD FY25	FY25 Original Budget
Revenue				
Special Fund Fees	30510	49,228.88	47,853.06	180,000.00
Interest Income-Checking	30600	69.25	385.44	400.00
Interest Income - Investments	30610	3.00	2.59	10.00
Total Revenue		49,301.13	48,241.09	180,410.00
Expenses				
Office Personnel	50120	41,655.08	42,735.67	150,000.00
Normal OT	50150	178.94	0.00	0.00
Professional Fees	54200	0.00	0.00	10,000.00
Maintenance Contracts	56200	375.00	0.00	2,200.00
Total Expenses		42,209.02	42,735.67	162,200.00
Excess Revenue over Expenditure		7,092.11	5,505.42	18,210.00
Ending Fund Balance		7,092.11	5,505.42	18,210.00

**Kankakee County Finance Department**  
**Statement of Revenues and Expenditures - Unposted Transactions Included In Report**  
**275 - Foreclosure Mediation Fund**  
**From 3/1/2025 Through 5/31/2025**

		Prior Year Actual	YTD FY25	FY25 Original Budget
Revenue				
Special Fund Fees	30510	5,250.00	6,300.00	25,000.00
Interest Income-Checking	30600	9.94	9.73	0.00
Total Revenue		5,259.94	6,309.73	25,000.00
Expenses				
Professional Fees	54200	4,800.00	3,750.00	25,000.00
Total Expenses		4,800.00	3,750.00	25,000.00
Excess Revenue over Expenditure		459.94	2,559.73	0.00
Ending Fund Balance		459.94	2,559.73	0.00

**Kankakee County Finance Department**  
**Statement of Revenues and Expenditures - Unposted Transactions Included In Report**  
**280 - Law Library Fund**  
**From 3/1/2025 Through 5/31/2025**

		Prior Year Actual	YTD FY25	FY25 Original Budget
Revenue				
Special Fund Fees	30510	10,672.27	12,768.86	38,000.00
Interest Income-Checking	30600	2.04	2.23	0.00
Total Revenue		10,674.31	12,771.09	38,000.00
Expenses				
Publications	55700	20,729.00	9,242.00	38,000.00
Total Expenses		20,729.00	9,242.00	38,000.00
Excess Revenue over Expenditure		(10,054.69)	3,529.09	0.00
Ending Fund Balance		(10,054.69)	3,529.09	0.00



**Kankakee County Finance Department**  
**Statement of Revenues and Expenditures - Unposted Transactions Included In Report**  
**290 - Probation Service Fees Fund**  
**From 3/1/2025 Through 5/31/2025**

		Prior Year Actual	YTD FY25	FY25 Original Budget	
Revenue					
	Cir Clerk - Dom Violence Fee	30369	400.00	23.01	1,800.00
	Prob/Courts Operations Fee	30379	2,889.79	1,002.03	9,000.00
	Special Fund Fees	30510	42,415.93	16,891.26	75,000.00
	Interest Income-Checking	30600	946.98	5,439.69	50.00
	Interest Income - Investments	30610	19.91	17.13	10.00
	Total Revenue		46,672.61	23,373.12	85,860.00
Expenses					
	Stand-By	50170	0.00	0.00	6,000.00
	Clothing Allowance	50175	455.15	0.00	0.00
	Mobile Phones	52800	1,625.34	1,701.09	12,000.00
	Misc. Claims	53100	0.00	25.00	3,500.00
	Professional Fees	54200	400.00	0.00	5,000.00
	Pre-Employment Testing	54260	58.00	0.00	0.00
	Travel Mileage	55520	0.00	0.00	1,500.00
	Postage and Freight	55650	268.94	169.16	0.00
	Training	55850	0.00	1,147.38	9,000.00
	Membership Dues	55950	72.00	0.00	0.00
	Maintenance Contracts	56200	0.00	0.00	5,000.00
	Early Intervention	58600	1,688.70	1,828.57	15,000.00
	Drug Testing	58640	3,474.10	2,761.45	10,000.00
	Ammunition	58660	149.40	0.00	0.00
	Equipment	85500	0.00	1,272.00	17,500.00
	Computer Software/Equipment	86000	0.00	0.00	10,500.00
	Total Expenses		8,191.63	8,904.65	95,000.00
Excess Revenue over Expenditure		38,480.98	14,468.47	(9,140.00)	
Ending Fund Balance		38,480.98	14,468.47	(9,140.00)	

**Kankakee County Finance Department**  
**Statement of Revenues and Expenditures - Unposted Transactions Included In Report**  
**300 - Forfeited Funds (SAO)**  
**From 3/1/2025 Through 5/31/2025**

		Prior Year Actual	YTD FY25	FY25 Original Budget
Revenue				
Special Fund Fees	30510	4,729.42	7,094.16	35,000.00
Interest Income-Checking	30600	46.99	25.56	170.00
Total Revenue		4,776.41	7,119.72	35,170.00
Expenses				
Office Personnel	50120	1,995.82	15,074.69	8,000.00
Attorneys	50285	2,418.43	3,177.44	9,000.00
Misc. Claims	53100	5,190.82	3,694.77	30,000.00
Conferences	55530	0.00	0.00	1,000.00
Printing	55800	45.00	0.00	300.00
Training	55850	0.00	0.00	7,000.00
Total Expenses		9,650.07	21,946.90	55,300.00
Excess Revenue over Expenditure		(4,873.66)	(14,827.18)	(20,130.00)
Ending Fund Balance		(4,873.66)	(14,827.18)	(20,130.00)

**Kankakee County Finance Department**  
**Statement of Revenues and Expenditures - Unposted Transactions Included In Report**  
**301 - MADD (SAO)**  
**From 3/1/2025 Through 5/31/2025**

		Prior Year Actual	YTD FY25	FY25 Original Budget
Revenue				
Special Fund Fees	30510	2,492.73	0.00	7,000.00
Interest Income-Checking	30600	7.44	0.00	50.00
Miscellaneous Income	30640	0.00	0.00	1,000.00
Total Revenue		2,500.17	0.00	8,050.00
Expenses				
Chiefs/Management	50110	5,845.56	6,080.41	0.00
Attorneys	50285	4,314.45	4,487.07	0.00
Tuition Reimbursement	50950	0.00	2,680.40	0.00
Mobile Phones	52800	1,002.96	1,202.64	0.00
Misc. Claims	53100	1,247.26	1,710.01	8,050.00
Total Expenses		12,410.23	16,160.53	8,050.00
Excess Revenue over Expenditure		(9,910.06)	(16,160.53)	0.00
Ending Fund Balance		(9,910.06)	(16,160.53)	0.00

**Kankakee County Finance Department**  
**Statement of Revenues and Expenditures - Unposted Transactions Included In Report**  
**305 - Equitable Sharing - SAO**  
**From 3/1/2025 Through 5/31/2025**

		Prior Year Actual	YTD FY25	FY25 Original Budget
Revenue				
Interest Income-Checking	30600	5.82	5.30	25.00
Total Revenue		5.82	5.30	25.00
Expenses				
Misc. Claims	53100	500.00	0.00	9,292.00
Total Expenses		500.00	0.00	9,292.00
Excess Revenue over Expenditure		(494.18)	5.30	(9,267.00)
Ending Fund Balance		(494.18)	5.30	(9,267.00)

**Kankakee County Finance Department**  
**Statement of Revenues and Expenditures - Unposted Transactions Included In Report**  
**308 - Diversion Accountability Fund**  
**From 3/1/2025 Through 5/31/2025**

		Prior Year Actual	YTD FY25	FY25 Original Budget
Revenue				
Interest Income-Checking	30600	12.39	9.44	50.00
Miscellaneous Income	30640	8,000.00	3,030.00	12,000.00
Total Revenue		8,012.39	3,039.44	12,050.00
Expenses				
Misc. Claims	53100	0.00	0.00	5,000.00
Training	55850	875.00	1,000.00	5,000.00
Total Expenses		875.00	1,000.00	10,000.00
Excess Revenue over Expenditure		7,137.39	2,039.44	2,050.00
Ending Fund Balance		7,137.39	2,039.44	2,050.00

**Kankakee County Finance Department**  
**Statement of Revenues and Expenditures - Unposted Transactions Included In Report**  
**310 - Gang Violence Fund**  
**From 3/1/2025 Through 5/31/2025**

		Prior Year Actual	YTD FY25	FY25 Original Budget
<b>Revenue</b>				
Special Fund Fines	30520	23.00	11.96	500.00
Interest Income-Checking	30600	4.99	4.64	20.00
Total Revenue		27.99	16.60	520.00
<b>Expenses</b>				
Misc. Claims	53100	0.00	0.00	2,500.00
Reporter/Expert Fees	58380	0.00	0.00	1,500.00
Computer Software/Equipment	86000	0.00	0.00	2,000.00
Total Expenses		0.00	0.00	6,000.00
Excess Revenue over Expenditure		27.99	16.60	(5,480.00)
Ending Fund Balance		27.99	16.60	(5,480.00)

**Kankakee County Finance Department**  
**Statement of Revenues and Expenditures - Unposted Transactions Included In Report**  
**312 - SAO Natl. Opioid Settlement**  
**From 3/1/2025 Through 5/31/2025**

		Prior Year Actual	YTD FY25	FY25 Original Budget
Revenue				
Miscellaneous Income	30640	41,435.03	42,857.16	75,000.00
Total Revenue		41,435.03	42,857.16	75,000.00
Expenses				
Misc. Claims	53100	5,000.00	0.00	100,000.00
Professional Fees	54200	0.00	200.00	0.00
Office Supplies	56800	0.00	0.00	500.00
Computer Software/Equipment	86000	0.00	3,899.00	0.00
Total Expenses		5,000.00	4,099.00	100,500.00
Excess Revenue over Expenditure		36,435.03	38,758.16	(25,500.00)
Ending Fund Balance		36,435.03	38,758.16	(25,500.00)

**Kankakee County Finance Department**  
**Statement of Revenues and Expenditures - Unposted Transactions Included In Report**  
**315 - SAO Records/Automation Fund**  
**From 3/1/2025 Through 5/31/2025**

		Prior Year Actual	YTD FY25	FY25 Original Budget
Revenue				
Special Fund Fees	30510	1,324.00	957.43	5,000.00
Interest Income-Checking	30600	4.37	15.68	40.00
Total Revenue		1,328.37	973.11	5,040.00
Expenses				
Computer Software/Equipment	86000	1,220.10	1,220.10	8,000.00
Total Expenses		1,220.10	1,220.10	8,000.00
Excess Revenue over Expenditure		108.27	(246.99)	(2,960.00)
Ending Fund Balance		108.27	(246.99)	(2,960.00)



**Kankakee County Finance Department**  
**Statement of Revenues and Expenditures - Unposted Transactions Included In Report**  
**318 - SAO IDRP Fees Fund**  
**From 3/1/2025 Through 5/31/2025**

		Prior Year Actual	YTD FY25	FY25 Original Budget
<b>Revenue</b>				
Local Debt Recovery Program	30590	3,161.72	3,888.99	15,000.00
Interest Income-Checking	30600	104.59	619.32	1,000.00
<b>Total Revenue</b>		<b>3,266.31</b>	<b>4,508.31</b>	<b>16,000.00</b>
<b>Expenses</b>				
Chiefs/Management	50110	0.00	0.00	5,000.00
Office Personnel	50120	0.00	0.00	5,000.00
Misc. Claims	53100	0.00	0.00	5,000.00
Office Supplies	56800	0.00	0.00	500.00
<b>Total Expenses</b>		<b>0.00</b>	<b>0.00</b>	<b>15,500.00</b>
<b>Excess Revenue over Expenditure</b>		<b>3,266.31</b>	<b>4,508.31</b>	<b>500.00</b>
<b>Ending Fund Balance</b>		<b>3,266.31</b>	<b>4,508.31</b>	<b>500.00</b>

**Kankakee County Finance Department**  
**Statement of Revenues and Expenditures - Unposted Transactions Included In Report**  
**320 - Dispute Resolution Fund**  
**From 3/1/2025 Through 5/31/2025**

		Prior Year Actual	YTD FY25	FY25 Original Budget
Revenue				
Special Fund Fines	30520	910.06	1,095.51	3,500.00
Interest Income-Checking	30600	9.75	10.02	0.00
Total Revenue		919.81	1,105.53	3,500.00
Expenses				
Misc. Claims	53100	0.00	0.00	3,500.00
Total Expenses		0.00	0.00	3,500.00
Excess Revenue over Expenditure		919.81	1,105.53	0.00
Ending Fund Balance		919.81	1,105.53	0.00

**Kankakee County Finance Department**  
**Statement of Revenues and Expenditures - Unposted Transactions Included In Report**  
**325 - Circuit Clerk Oper/Admin Fund**  
**From 3/1/2025 Through 5/31/2025**

		Prior Year Actual	YTD FY25	FY25 Original Budget
Revenue				
Special Fund Fees	30510	13,251.30	12,900.94	50,000.00
Interest Income-Checking	30600	409.57	2,400.17	2,000.00
Miscellaneous Income	30640	88,000.00	87,000.00	105,000.00
Total Revenue		101,660.87	102,301.11	157,000.00
Expenses				
Office Personnel	50120	16,847.04	17,569.77	100,000.00
Misc. Claims	53100	1,624.99	4,760.00	10,000.00
Conferences	55530	1,895.06	2,081.16	10,000.00
Membership Dues	55950	0.00	50.00	1,000.00
Total Expenses		20,367.09	24,460.93	121,000.00
Excess Revenue over Expenditure		81,293.78	77,840.18	36,000.00
Ending Fund Balance		81,293.78	77,840.18	36,000.00

**Kankakee County Finance Department**  
**Statement of Revenues and Expenditures - Unposted Transactions Included In Report**  
**330 - Court Automation Fund**  
**From 3/1/2025 Through 5/31/2025**

		Prior Year Actual	YTD FY25	FY25 Original Budget
Revenue				
Special Fund Fees	30510	49,231.15	47,811.95	180,000.00
Interest Income-Checking	30600	1,823.97	2,038.63	5,000.00
Interest Income - Investments	30610	146.15	125.77	500.00
Total Revenue		51,201.27	49,976.35	185,500.00
Expenses				
Office Personnel	50120	38,699.00	39,703.87	150,000.00
Normal OT	50150	164.03	0.00	0.00
Maintenance Contracts	56200	75,441.22	0.00	0.00
Computer Software/Equipment	86000	0.00	0.00	5,000.00
Total Expenses		114,304.25	39,703.87	155,000.00
Excess Revenue over Expenditure		(63,102.98)	10,272.48	30,500.00
Ending Fund Balance		(63,102.98)	10,272.48	30,500.00

**Kankakee County Finance Department**  
**Statement of Revenues and Expenditures - Unposted Transactions Included In Report**  
**335 - Circuit Clerk E-Citation Fund**  
**From 3/1/2025 Through 5/31/2025**

		Prior Year Actual	YTD FY25	FY25 Original Budget
Revenue				
Special Fund Fees	30510	11,042.05	9,557.88	43,000.00
Interest Income-Checking	30600	454.53	2,634.98	2,500.00
Total Revenue		11,496.58	12,192.86	45,500.00
Expenses				
Maintenance Contracts	56200	0.00	0.00	70,000.00
Total Expenses		0.00	0.00	70,000.00
Excess Revenue over Expenditure		11,496.58	12,192.86	(24,500.00)
Ending Fund Balance		11,496.58	12,192.86	(24,500.00)

**Kankakee County Finance Department**  
**Statement of Revenues and Expenditures - Unposted Transactions Included In Report**  
**345 - P.D. Records/Automation Fund**  
**From 3/1/2025 Through 5/31/2025**

		Prior Year Actual	YTD FY25	FY25 Original Budget
Revenue				
Special Fund Fees	30510	280.00	72.26	900.00
Interest Income-Checking	30600	5.33	32.45	50.00
Total Revenue		285.33	104.71	950.00
Expenses				
Misc. Claims	53100	0.00	0.00	2,500.00
Total Expenses		0.00	0.00	2,500.00
Excess Revenue over Expenditure		285.33	104.71	(1,550.00)
Ending Fund Balance		285.33	104.71	(1,550.00)

**Kankakee County Finance Department**  
**Statement of Revenues and Expenditures - Unposted Transactions Included In Report**  
**350 - Arrestee Medical Cost Fund**  
**From 3/1/2025 Through 5/31/2025**

		Prior Year Actual	YTD FY25	FY25 Original Budget
Revenue				
Special Fund Fees	30510	1,580.00	573.30	8,000.00
Interest Income-Checking	30600	2.84	0.93	25.00
Total Revenue		1,582.84	574.23	8,025.00
Expenses				
Transfers Out	99700	0.00	0.00	10,000.00
Total Expenses		0.00	0.00	10,000.00
Excess Revenue over Expenditure		1,582.84	574.23	(1,975.00)
Ending Fund Balance		1,582.84	574.23	(1,975.00)

**Kankakee County Finance Department**  
**Statement of Revenues and Expenditures - Unposted Transactions Included In Report**  
**355 - Coroner Fees Fund**  
**From 3/1/2025 Through 5/31/2025**

		Prior Year Actual	YTD FY25	FY25 Original Budget
Revenue				
Coroner Cremation Fee	30392	17,300.00	28,150.00	65,000.00
Coroner Fees	30396	1,700.00	1,497.00	4,000.00
Interest Income-Checking	30600	27.10	20.24	50.00
Total Revenue		19,027.10	29,667.24	69,050.00
Expenses				
Office Personnel	50120	4,200.00	0.00	5,000.00
Bank Charges	53400	0.00	0.00	100.00
Uniforms / Service	54550	123.17	0.00	3,000.00
Conferences	55530	194.42	0.00	7,500.00
Radio Maintenance	56350	(2,083.34)	0.00	0.00
Office Supplies	56800	0.00	0.00	3,000.00
Doctor & Morgue Fees	58980	0.00	0.00	2,500.00
Vehicle/Fuel	81300	0.00	0.00	1,000.00
Auto - Preventative Maint	81400	0.00	0.00	950.00
Computer Software/Equipment	86000	561.04	0.00	1,000.00
Vehicles	87000	44,193.00	0.00	45,000.00
Total Expenses		47,188.29	0.00	69,050.00
Excess Revenue over Expenditure		(28,161.19)	29,667.24	0.00
Ending Fund Balance		(28,161.19)	29,667.24	0.00



**Kankakee County Finance Department**  
**Statement of Revenues and Expenditures - Unposted Transactions Included In Report**  
**360 - Health Department**  
**From 3/1/2025 Through 5/31/2025**

		Prior Year Actual	YTD FY25	FY25 Original Budget
Revenue				
Interest Income - Investments	30610	29,101.45	25,042.69	0.00
Total Revenue		29,101.45	25,042.69	0.00
Excess Revenue over Expenditure		29,101.45	25,042.69	0.00
Ending Fund Balance		29,101.45	25,042.69	0.00

**Kankakee County Finance Department**  
**Statement of Revenues and Expenditures - Unposted Transactions Included In Report**  
**365 - IKAN-ROE Building Fund**  
**From 3/1/2025 Through 5/31/2025**

		Prior Year Actual	YTD FY25	FY25 Original Budget
<b>Revenue</b>				
Interest Income-Checking	30600	74.62	366.39	500.00
Miscellaneous Income	30640	12,000.00	12,642.00	51,000.00
Total Revenue		12,074.62	13,008.39	51,500.00
<b>Expenses</b>				
Water & Sewer	52600	1,603.06	2,808.50	8,300.00
Heat	52650	2,227.18	3,124.43	11,000.00
Electricity	52700	8,497.43	7,344.26	32,000.00
Misc. Claims	53100	0.00	0.00	7,500.00
Maintenance Contracts	56200	247.30	0.00	500.00
Total Expenses		12,574.97	13,277.19	59,300.00
Excess Revenue over Expenditure		(500.35)	(268.80)	(7,800.00)
Ending Fund Balance		(500.35)	(268.80)	(7,800.00)

**Kankakee County Finance Department**  
Statement of Revenues and Expenditures - Unposted Transactions Included In Report  
380 - V.A.C. Fund  
From 3/1/2025 Through 5/31/2025

		Prior Year Actual	YTD FY25	FY25 Original Budget
<b>Revenue</b>				
Property Tax Revenue	30110	0.00	0.00	711,697.83
Interest Income-Checking	30600	10.00	72.01	0.00
Total Revenue		10.00	72.01	711,697.83
<b>Expenses</b>				
Appointed Official	50105	26,034.69	38,876.95	175,100.00
Office Personnel	50120	42,453.66	43,027.82	289,482.00
Insurance - Health/Life	50900	0.00	0.00	56,000.00
Liability Ins - General Govt	51800	1,198.00	1,238.00	3,700.00
Auto Insurance	51850	9,928.00	10,359.00	8,700.00
Rent Expense	52400	7,285.74	7,836.48	52,346.00
Electricity	52700	746.66	484.98	3,600.00
Telephone	52750	627.47	0.00	3,600.00
Office Bonds	53300	0.00	100.00	200.00
Professional Fees	54200	2,889.00	2,841.00	35,000.00
Travel Mileage	55520	65.53	534.30	2,000.00
Conferences	55530	3,146.28	1,368.02	15,000.00
Postage and Freight	55650	153.46	82.68	300.00
Publications	55700	0.00	0.00	2,000.00
Advertising Expense	55760	0.00	0.00	2,000.00
Printing	55800	0.00	378.60	2,000.00
Membership Dues	55950	0.00	100.00	4,000.00
Office Supplies	56800	965.85	875.47	8,000.00
Veteran Treatment Court	59110	98.97	0.00	1,500.00
Veteran/Widow Shelter Assist	59130	6,519.90	4,880.00	50,000.00
Veteran/Widow Utility Assist	59135	781.51	433.26	5,000.00
Veteran/Widow Food Assistance	59150	1,000.00	2,000.00	4,000.00
Veteran/Widow Emergency Assist	59155	0.00	0.00	10,000.00
Veteran Transportation	59170	200.00	957.10	6,500.00
Outreach/Mentoring Program	59190	809.75	894.44	3,000.00
Vehicle/Fuel	81300	850.28	856.54	7,000.00
Auto Repair	81500	2,215.18	607.35	6,500.00
Computer Software/Equipment	86000	3,489.33	3,179.93	15,000.00
Total Expenses		111,459.26	121,911.92	771,528.00
Excess Revenue over Expenditure		(111,449.26)	(121,839.91)	(59,830.17)
Ending Fund Balance		(111,449.26)	(121,839.91)	(59,830.17)

**Kankakee County Finance Department**  
**Statement of Revenues and Expenditures - Unposted Transactions Included In Report**  
**395 - Fed Seized Task Force Fund**  
**From 3/1/2025 Through 5/31/2025**

		Prior Year Actual	YTD FY25	FY25 Original Budget
Revenue				
Interest Income-Checking	30600	14.49	12.85	40.00
Total Revenue		14.49	12.85	40.00
Expenses				
Equipment	85500	0.00	0.00	10,000.00
Computer Software/Equipment	86000	0.00	1,806.99	0.00
Total Expenses		0.00	1,806.99	10,000.00
Excess Revenue over Expenditure		14.49	(1,794.14)	(9,960.00)
Ending Fund Balance		14.49	(1,794.14)	(9,960.00)

**Kankakee County Finance Department**  
**Statement of Revenues and Expenditures - Unposted Transactions Included In Report**  
**410 - County Highway**  
**From 3/1/2025 Through 5/31/2025**

		Prior Year Actual	YTD FY25	FY25 Original Budget
Revenue				
Interest Income-Checking	30600	674.00	631.67	0.00
Interest Income - Investments	30610	4,116.89	3,551.05	0.00
Miscellaneous Income	30640	548,869.22	492,033.42	0.00
Total Revenue		553,660.11	496,216.14	0.00
Expenses				
Misc. Claims	53100	984,399.34	1,636,939.68	0.00
Total Expenses		984,399.34	1,636,939.68	0.00
Excess Revenue over Expenditure		(430,739.23)	(1,140,723.54)	0.00
Ending Fund Balance		(430,739.23)	(1,140,723.54)	0.00

**Kankakee County Finance Department**  
**Statement of Revenues and Expenditures - Unposted Transactions Included In Report**  
**420 - County Motor Fuel Tax**  
**From 3/1/2025 Through 5/31/2025**

		Prior Year Actual	YTD FY25	FY25 Original Budget
Revenue				
Interest Income-Checking	30600	63.87	28.64	0.00
Interest Income - Investments	30610	83,463.48	63,390.35	0.00
Miscellaneous Income	30640	620,511.54	635,351.06	0.00
Total Revenue		704,038.89	698,770.05	0.00
Expenses				
Misc. Claims	53100	758,334.43	488,511.08	0.00
Total Expenses		758,334.43	488,511.08	0.00
Excess Revenue over Expenditure		(54,295.54)	210,258.97	0.00
Ending Fund Balance		(54,295.54)	210,258.97	0.00

**Kankakee County Finance Department**  
**Statement of Revenues and Expenditures - Unposted Transactions Included In Report**  
**430 - Matching Tax**  
**From 3/1/2025 Through 5/31/2025**

		Prior Year Actual	YTD FY25	FY25 Original Budget
Revenue				
Interest Income-Checking	30600	6,006.32	6,173.50	0.00
Interest Income - Investments	30610	429.23	416.74	0.00
Total Revenue		6,435.55	6,590.24	0.00
Excess Revenue over Expenditure		6,435.55	6,590.24	0.00
Ending Fund Balance		6,435.55	6,590.24	0.00

**Kankakee County Finance Department**  
**Statement of Revenues and Expenditures - Unposted Transactions Included In Report**  
**440 - County Bridge**  
**From 3/1/2025 Through 5/31/2025**

		Prior Year Actual	YTD FY25	FY25 Original Budget
Revenue				
Interest Income-Checking	30600	5,575.95	4,345.80	0.00
Interest Income - Investments	30610	14,159.80	12,171.68	0.00
Total Revenue		19,735.75	16,517.48	0.00
Expenses				
Misc. Claims	53100	145,438.81	2,744.00	0.00
Total Expenses		145,438.81	2,744.00	0.00
Excess Revenue over Expenditure		(125,703.06)	13,773.48	0.00
Ending Fund Balance		(125,703.06)	13,773.48	0.00



**Kankakee County Finance Department**  
**Statement of Revenues and Expenditures - Unposted Transactions Included In Report**  
**450 - Township Bridge**  
**From 3/1/2025 Through 5/31/2025**

		Prior Year Actual	YTD FY25	FY25 Original Budget
Revenue				
Interest Income-Checking	30600	21.98	240.22	0.00
Total Revenue		21.98	240.22	0.00
Expenses				
Misc. Claims	53100	31,239.51	0.00	0.00
Total Expenses		31,239.51	0.00	0.00
Excess Revenue over Expenditure		(31,217.53)	240.22	0.00
Ending Fund Balance		(31,217.53)	240.22	0.00

**Kankakee County Finance Department**  
**Statement of Revenues and Expenditures - Unposted Transactions Included In Report**  
**500 - GIS Fund**  
**From 3/1/2025 Through 5/31/2025**

		Prior Year Actual	YTD FY25	FY25 Original Budget
<b>Revenue</b>				
GIS Portion Recorder Computer	30428	51,280.00	49,952.00	220,000.00
Interest Income-Checking	30600	1,257.73	5,222.31	150.00
Interest Income - Investments	30610	54.86	47.20	1.00
Total Revenue		52,592.59	55,221.51	220,151.00
<b>Expenses</b>				
Appointed Official	50105	13,133.33	14,875.00	55,250.00
Chiefs/Management	50110	468.72	419.12	1,595.06
Office Personnel	50120	10,763.35	11,128.63	46,238.17
GIS Coordinator	50240	28,125.64	26,904.79	74,794.53
Professional Fees	54200	13,691.81	3,080.00	160,000.00
Travel Mileage	55520	0.00	0.00	500.00
Conferences	55530	0.00	0.00	3,000.00
Publications	55700	0.00	0.00	250.00
Legal Advertising	55750	82.80	0.00	500.00
Membership Dues	55950	0.00	0.00	500.00
Maintenance Contracts	56200	64.40	0.00	1,000.00
Office Supplies	56800	119.99	0.00	1,000.00
GIS-Fly over & Soil Mapping	58160	0.00	105,200.00	0.00
Computer Software/Equipment	86000	1,465.52	4,629.00	36,500.00
Office Equipment	86500	0.00	0.00	500.00
Total Expenses		67,915.56	166,236.54	381,627.76
Excess Revenue over Expenditure		(15,322.97)	(111,015.03)	(161,476.76)
Ending Fund Balance		(15,322.97)	(111,015.03)	(161,476.76)

**Kankakee County Finance Department**  
**Statement of Revenues and Expenditures - Unposted Transactions Included In Report**  
**600 - 911 System Fee Fund**  
**From 3/1/2025 Through 5/31/2025**

		Prior Year Actual	YTD FY25	FY25 Original Budget
Revenue				
Investment Transfer	30000	0.00	1,128,458.00	0.00
Wireless Surcharge Fee	30446	292,603.27	264,524.28	1,140,000.00
Other Surcharges	30448	113,096.25	113,096.25	452,376.00
Police/Fire	30495	53,619.64	208,525.61	420,099.30
County/City	30500	1,076,046.83	964,644.59	3,873,972.24
Hospitals	30505	3,893.76	51,507.29	114,910.97
Interest Income-Checking	30600	4,273.20	2,062.71	12,000.00
Interest Income - Investments	30610	63,471.39	55,507.11	186,000.00
Miscellaneous Income	30640	15,315.09	1,758.40	0.00
Int. Gov. Agreements	30770	0.00	0.00	1,550.00
Contracts	30850	4,140.00	27,101.22	33,701.22
Capital Fund	30920	0.00	0.00	1,280,947.16
Total Revenue		1,626,459.43	2,817,185.46	7,515,556.89
Expenses				
Salaries	50010	668,548.83	654,738.87	2,543,738.00
Chiefs/Management	50110	85,586.13	73,643.16	326,500.00
Holiday Pay	50140	4,136.68	4,577.07	92,000.00
Shift Diff	50145	5,460.00	5,787.50	25,200.00
Normal OT	50150	35,324.18	25,909.69	85,000.00
Education	50160	4,575.00	4,537.50	16,500.00
FTO Incentive	50171	2,585.00	3,387.50	20,000.00
Bilingual	50176	675.00	900.00	2,700.00
Lead Supervisor	50180	493.50	0.00	26,280.00
IMRF - General	50400	49,433.89	74,597.86	192,500.00
FICA - General	50500	58,122.39	88,722.71	217,000.00
State Unemployment Insurance	50750	1,725.32	48,967.05	6,850.00
Insurance - Health/Life	50900	132,175.67	178,046.02	550,000.00
Insurance/Bonds	50940	1,061.00	1,328.40	58,950.00
Tuition Reimbursement	50950	0.00	0.00	2,000.00
Rent Expense	52400	0.00	14,887.20	24,812.00
Electricity	52700	2,639.99	2,545.93	11,100.00
Telephone	52750	6,926.41	4,725.11	20,400.00
Utilities	52900	135.40	192.23	2,170.00
Professional Fees	54200	10,530.00	13,681.63	45,260.00
Communications Contract	54225	7,735.03	5,734.73	30,000.00
Tower Rent	54230	9,600.00	9,600.00	38,400.00
Employment Screening	54255	192.00	692.00	2,700.00
Travel Mileage	55520	0.00	186.20	3,750.00
Conferences	55530	2,946.80	5,015.32	20,730.00
Meeting Expense	55535	0.00	0.00	3,710.00
Postage and Freight	55650	24.46	418.57	615.00
Publications	55700	0.00	0.00	200.00
Training	55850	257.87	244.00	30,555.00
Membership Dues	55950	100.00	0.00	2,300.00
Maintenance Contracts	56200	282,563.37	148,922.77	497,005.41
Misc. Services	56400	10,781.34	18,831.40	43,000.00
Cleaning Services	56410	4,113.10	4,480.20	26,930.00
Educational Materials	56500	0.00	0.00	5,000.00
Office Supplies	56800	2,764.81	864.62	5,500.00
Contingency	58300	0.00	0.00	725,000.00

**Kankakee County Finance Department**  
**Statement of Revenues and Expenditures - Unposted Transactions Included In Report**  
**600 - 911 System Fee Fund**  
**From 3/1/2025 Through 5/31/2025**

		Prior Year Actual	YTD FY25	FY25 Original Budget
Computer Software/Equipment	86000	127,258.65	51,833.75	1,101,000.00
Office Equipment	86500	0.00	0.00	710,201.48
Total Expenses		1,518,471.82	1,447,998.99	7,515,556.89
Excess Revenue over Expenditure		107,987.61	1,369,186.47	0.00
Ending Fund Balance		107,987.61	1,369,186.47	0.00

**Kankakee County Finance Department**  
**Statement of Revenues and Expenditures - Unposted Transactions Included In Report**  
**680 - Animal Control Fund**  
**From 3/1/2025 Through 5/31/2025**

		Prior Year Actual	YTD FY25	FY25 Original Budget
Revenue				
Village Contract Fee	30382	11,200.00	18,445.00	30,000.00
Animal Control Fee	30454	12,826.13	14,275.00	45,000.00
AC Registration Fee	30456	75,041.00	88,139.00	285,000.00
AC Micro Chip Fee	30458	1,690.00	1,060.00	3,000.00
Donations	30472	112.00	7,587.93	2,500.00
Population Control Fund	30515	3,690.00	5,570.00	15,000.00
Interest Income-Checking	30600	481.94	535.07	1,000.00
Interest Income - Investments	30610	1,766.49	917.92	1,000.00
Miscellaneous Income	30640	24,350.47	1,108.00	3,000.00
Total Revenue		131,158.03	137,637.92	385,500.00
Expenses				
Chiefs/Management	50110	13,580.00	15,794.45	58,665.00
Office Personnel	50120	67,095.86	76,664.88	283,000.00
Normal OT	50150	108.85	139.88	1,000.00
Over Time	50215	0.00	0.00	250.00
Equipment Maintenance	52300	0.00	0.00	100.00
Water & Sewer	52600	553.63	312.25	4,000.00
Heat	52650	(3,191.80)	1,321.01	5,000.00
Electricity	52700	311.71	458.34	7,000.00
Telephone	52750	722.39	0.00	2,500.00
Mobile Phones	52800	744.91	710.25	3,100.00
Internet	52850	1,629.89	430.41	5,100.00
Misc. Claims	53100	1,158.13	1,101.13	2,000.00
Bank Charges	53400	0.00	0.00	50.00
Debt Service-Principle	54100	0.00	0.00	95,000.00
Debt Service-Interest	54150	0.00	0.00	48,835.00
Permits & Licenses	54250	102.25	0.00	500.00
Uniforms / Service	54550	0.00	398.97	1,500.00
Depreciation - Equipment	55130	0.00	0.00	1,000.00
Travel Mileage	55520	0.00	0.00	250.00
Conferences	55530	0.00	400.00	1,500.00
Postage and Freight	55650	433.26	374.03	1,750.00
Publications	55700	0.00	0.00	350.00
Printing	55800	0.00	0.00	1,000.00
Training	55850	1,346.10	0.00	2,000.00
Membership Dues	55950	0.00	0.00	300.00
Maintenance Contracts	56200	0.00	0.00	1,000.00
Office Supplies	56800	161.22	386.58	2,000.00
Misc. Supplies	56850	256.01	0.00	250.00
Food	58860	1,623.68	2,287.30	6,500.00
Pound Operations	59200	3,079.06	3,601.16	15,000.00
Voucher - Spaying/Neutering	59210	2,793.25	3,661.29	7,500.00
Dog Tag/Forms	59220	0.00	1,879.53	5,000.00
Veterinarian	59230	5,824.92	9,265.43	20,000.00
Vehicle/Fuel	81300	2,419.77	2,437.20	10,000.00
Auto - Preventative Maint	81400	60.00	198.58	1,000.00
Auto Repair	81500	1,870.00	25.00	1,000.00
Computer Software/Equipment	86000	9,080.05	9,591.82	10,000.00
Vehicles	87000	2,500.00	0.00	0.00
Building Improvements	87510	0.00	347.77	0.00

**Kankakee County Finance Department**  
**Statement of Revenues and Expenditures - Unposted Transactions Included In Report**  
**680 - Animal Control Fund**  
**From 3/1/2025 Through 5/31/2025**

		Prior Year Actual	YTD FY25	FY25 Original Budget
Transfers Out	99700	0.00	81,158.75	0.00
Total Expenses		114,263.14	212,946.01	605,000.00
Excess Revenue over Expenditure		16,894.89	(75,308.09)	(219,500.00)
Ending Fund Balance		16,894.89	(75,308.09)	(219,500.00)

**Kankakee County Finance Department**  
Statement of Revenues and Expenditures - Unposted Transactions Included In Report  
720 - PTAB/Contract Appraisal  
From 3/1/2025 Through 5/31/2025

		Prior Year Actual	YTD FY25	FY25 Original Budget
Revenue				
Interest Income-Checking	30600	8.22	7.59	0.00
Total Revenue		8.22	7.59	0.00
Excess Revenue over Expenditure		8.22	7.59	0.00
Ending Fund Balance		8.22	7.59	0.00

**Kankakee County Finance Department**  
**Statement of Revenues and Expenditures - Unposted Transactions Included In Report**  
**730 - Township Motor Fuel Tax**  
**From 3/1/2025 Through 5/31/2025**

		Prior Year Actual	YTD FY25	FY25 Original Budget
Revenue				
Interest Income-Checking	30600	59.75	20.17	0.00
Interest Income - Investments	30610	31,991.28	26,947.14	0.00
Miscellaneous Income	30640	463,389.72	588,902.39	0.00
Total Revenue		495,440.75	615,869.70	0.00
Expenses				
Misc. Claims	53100	63,801.79	174,811.73	0.00
Total Expenses		63,801.79	174,811.73	0.00
Excess Revenue over Expenditure		431,638.96	441,057.97	0.00
Ending Fund Balance		431,638.96	441,057.97	0.00



**Kankakee County Finance Department**  
**Statement of Revenues and Expenditures - Unposted Transactions Included In Report**  
**740 - Kankakee County EZ**  
**From 3/1/2025 Through 5/31/2025**

		Prior Year Actual	YTD FY25	FY25 Original Budget
Revenue				
Interest Income-Checking	30600	26.08	19.80	0.00
Miscellaneous Income	30640	0.00	2,773.99	0.00
Total Revenue		26.08	2,793.79	0.00
Expenses				
Professional Fees	54200	355.95	0.00	0.00
Conferences	55530	150.00	187.50	0.00
Total Expenses		505.95	187.50	0.00
Excess Revenue over Expenditure		(479.87)	2,606.29	0.00
Ending Fund Balance		(479.87)	2,606.29	0.00

**Kankakee County Finance Department**  
**Statement of Revenues and Expenditures - Unposted Transactions Included In Report**  
**745 - Kankakee River Valley EZ**  
**From 3/1/2025 Through 5/31/2025**

		Prior Year Actual	YTD FY25	FY25 Original Budget
Revenue				
Interest Income-Checking	30600	103.06	54.94	0.00
Miscellaneous Income	30640	14,590.50	3,000.00	0.00
Total Revenue		14,693.56	3,054.94	0.00
Expenses				
Chiefs/Management	50110	13,133.19	14,538.51	0.00
Professional Fees	54200	355.95	0.00	0.00
Conferences	55530	150.00	187.50	0.00
Total Expenses		13,639.14	14,726.01	0.00
Excess Revenue over Expenditure		1,054.42	(11,671.07)	0.00
Ending Fund Balance		1,054.42	(11,671.07)	0.00

**Kankakee County Finance Department**  
**Statement of Revenues and Expenditures - Unposted Transactions Included In Report**  
**750 - Drug Court Fund**  
**From 3/1/2025 Through 5/31/2025**

		Prior Year Actual	YTD FY25	FY25 Original Budget
Revenue				
Cir. Clrk - Court Fees	30355	5,961.64	4,163.92	12,000.00
Interest Income-Checking	30600	115.33	650.73	15.00
Total Revenue		6,076.97	4,814.65	12,015.00
Expenses				
Misc. Claims	53100	0.00	0.00	1,000.00
Travel Mileage	55520	0.00	0.00	1,500.00
Drug Testing	58640	1,228.80	2,373.90	6,000.00
Total Expenses		1,228.80	2,373.90	8,500.00
Excess Revenue over Expenditure		4,848.17	2,440.75	3,515.00
Ending Fund Balance		4,848.17	2,440.75	3,515.00

**Kankakee County Finance Department**  
**Statement of Revenues and Expenditures - Unposted Transactions Included In Report**  
**790 - SAO Teen Court Fund**  
**From 3/1/2025 Through 5/31/2025**

		Prior Year Actual	YTD FY25	FY25 Original Budget
Revenue				
Cir. Clrk - Court Fees	30355	2,599.55	1,930.55	0.00
Interest Income-Checking	30600	70.56	422.98	0.00
Total Revenue		2,670.11	2,353.53	0.00
Excess Revenue over Expenditure		2,670.11	2,353.53	0.00
Ending Fund Balance		2,670.11	2,353.53	0.00

**Kankakee County Finance Department**  
Statement of Revenues and Expenditures - Unposted Transactions Included In Report  
820 - Arrowhead Hills S.A.  
From 3/1/2025 Through 5/31/2025

		Prior Year Actual	YTD FY25	FY25 Original Budget
Revenue				
Interest Income - Investments	30610	7.96	6.85	0.00
Total Revenue		7.96	6.85	0.00
Excess Revenue over Expenditure		7.96	6.85	0.00
Ending Fund Balance		7.96	6.85	0.00

**Kankakee County Finance Department**  
**Statement of Revenues and Expenditures - Unposted Transactions Included In Report**  
**821 - Baker Creek Drainage District**  
**From 3/1/2025 Through 5/31/2025**

		Prior Year Actual	YTD FY25	FY25 Original Budget
Revenue				
Interest Income-Checking	30600	1.72	2.31	0.00
Interest Income - Investments	30610	109.54	94.27	0.00
Total Revenue		111.26	96.58	0.00
Excess Revenue over Expenditure		111.26	96.58	0.00
Ending Fund Balance		111.26	96.58	0.00

**Kankakee County Finance Department**  
**Statement of Revenues and Expenditures - Unposted Transactions Included In Report**  
**822 - Exline Drainage District**  
**From 3/1/2025 Through 5/31/2025**

		Prior Year Actual	YTD FY25	FY25 Original Budget
Revenue				
Interest Income-Checking	30600	6.55	7.00	0.00
Interest Income - Investments	30610	281.90	242.57	0.00
Total Revenue		288.45	249.57	0.00
Excess Revenue over Expenditure		288.45	249.57	0.00
Ending Fund Balance		288.45	249.57	0.00

**Kankakee County Finance Department**  
**Statement of Revenues and Expenditures - Unposted Transactions Included In Report**  
**823 - Gar Creek Drainage District**  
**From 3/1/2025 Through 5/31/2025**

		Prior Year Actual	YTD FY25	FY25 Original Budget
Revenue				
Interest Income-Checking	30600	3.57	6.03	0.00
Total Revenue		3.57	6.03	0.00
Expenses				
Commissioner Ordered Claims	53120	3,199.57	917.00	0.00
Total Expenses		3,199.57	917.00	0.00
Excess Revenue over Expenditure		(3,196.00)	(910.97)	0.00
Ending Fund Balance		(3,196.00)	(910.97)	0.00



**Kankakee County Finance Department**  
**Statement of Revenues and Expenditures - Unposted Transactions Included In Report**  
**824 - Grinnell Drainage District**  
**From 3/1/2025 Through 5/31/2025**

		Prior Year Actual	YTD FY25	FY25 Original Budget
Revenue				
Property Tax Revenue	30110	131.30	0.00	0.00
Interest Income-Checking	30600	9.27	9.95	0.00
Total Revenue		140.57	9.95	0.00
Excess Revenue over Expenditure		140.57	9.95	0.00
Ending Fund Balance		140.57	9.95	0.00

**Kankakee County Finance Department**  
**Statement of Revenues and Expenditures - Unposted Transactions Included In Report**  
**825 - Manteno #3 Drainage District**  
**From 3/1/2025 Through 5/31/2025**

		Prior Year Actual	YTD FY25	FY25 Original Budget
Revenue				
Interest Income-Checking	30600	29.45	26.92	0.00
Interest Income - Investments	30610	10.81	9.29	0.00
Total Revenue		40.26	36.21	0.00
Excess Revenue over Expenditure		40.26	36.21	0.00
Ending Fund Balance		40.26	36.21	0.00

**Kankakee County Finance Department**  
**Statement of Revenues and Expenditures - Unposted Transactions Included In Report**  
**826 - McGillviray Drainage District**  
**From 3/1/2025 Through 5/31/2025**

		Prior Year Actual	YTD FY25	FY25 Original Budget
Revenue				
Property Tax Revenue	30110	416.98	0.00	0.00
Interest Income-Checking	30600	3.07	2.86	0.00
Total Revenue		420.05	2.86	0.00
Excess Revenue over Expenditure		420.05	2.86	0.00
Ending Fund Balance		420.05	2.86	0.00

**Kankakee County Finance Department**  
Statement of Revenues and Expenditures - Unposted Transactions Included In Report  
827 - Minnie Creek Drainage District  
From 3/1/2025 Through 5/31/2025

		Prior Year Actual	YTD FY25	FY25 Original Budget
Revenue				
Interest Income-Checking	30600	1.36	5.29	0.00
Total Revenue		1.36	5.29	0.00
Excess Revenue over Expenditure		1.36	5.29	0.00
Ending Fund Balance		1.36	5.29	0.00

**Kankakee County Finance Department**  
**Statement of Revenues and Expenditures - Unposted Transactions Included In Report**  
**828 - Momence-Pembroke Drainage Dist**  
**From 3/1/2025 Through 5/31/2025**

		Prior Year Actual	YTD FY25	FY25 Original Budget
Revenue				
Interest Income-Checking	30600	2.72	1.19	0.00
Total Revenue		2.72	1.19	0.00
Expenses				
Commissioner Ordered Claims	53120	0.00	2,755.00	0.00
Total Expenses		0.00	2,755.00	0.00
Excess Revenue over Expenditure		2.72	(2,753.81)	0.00
Ending Fund Balance		2.72	(2,753.81)	0.00

**Kankakee County Finance Department**  
**Statement of Revenues and Expenditures - Unposted Transactions Included In Report**  
**829 - Momence-Yellowhead Dr. Dist.**  
**From 3/1/2025 Through 5/31/2025**

		Prior Year Actual	YTD FY25	FY25 Original Budget
Revenue				
Property Tax Revenue	30110	375.84	0.00	0.00
Interest Income-Checking	30600	5.08	4.48	0.00
Total Revenue		380.92	4.48	0.00
Expenses				
Commissioner Ordered Claims	53120	960.67	934.00	0.00
Total Expenses		960.67	934.00	0.00
Excess Revenue over Expenditure		(579.75)	(929.52)	0.00
Ending Fund Balance		(579.75)	(929.52)	0.00

**Kankakee County Finance Department**  
Statement of Revenues and Expenditures - Unposted Transactions Included In Report  
830 - Snake Creek Drainage District  
From 3/1/2025 Through 5/31/2025

		Prior Year Actual	YTD FY25	FY25 Original Budget
Revenue				
Interest Income-Checking	30600	1.96	2.46	0.00
Total Revenue		1.96	2.46	0.00
Excess Revenue over Expenditure		1.96	2.46	0.00
Ending Fund Balance		1.96	2.46	0.00

**Kankakee County Finance Department**  
**Statement of Revenues and Expenditures - Unposted Transactions Included In Report**  
**831 - Spring Creek Drainage District**  
**From 3/1/2025 Through 5/31/2025**

		Prior Year Actual	YTD FY25	FY25 Original Budget
Revenue				
Interest Income-Checking	30600	2.79	1.10	0.00
Total Revenue		2.79	1.10	0.00
Expenses				
Commissioner Ordered Claims	53120	669.00	684.00	0.00
Total Expenses		669.00	684.00	0.00
Excess Revenue over Expenditure		(666.21)	(682.90)	0.00
Ending Fund Balance		(666.21)	(682.90)	0.00



**Kankakee County Finance Department**  
**Statement of Revenues and Expenditures - Unposted Transactions Included In Report**  
**832 - Union #1 Drainage District**  
**From 3/1/2025 Through 5/31/2025**

		Prior Year Actual	YTD FY25	FY25 Original Budget
Revenue				
Interest Income-Checking	30600	9.70	8.97	0.00
Interest Income - Investments	30610	800.28	688.66	0.00
Total Revenue		809.98	697.63	0.00
Excess Revenue over Expenditure		809.98	697.63	0.00
Ending Fund Balance		809.98	697.63	0.00

**Kankakee County Finance Department**  
**Statement of Revenues and Expenditures - Unposted Transactions Included In Report**  
**833 - Union #2 Drainage District**  
**From 3/1/2025 Through 5/31/2025**

		Prior Year Actual	YTD FY25	FY25 Original Budget
Revenue				
Interest Income-Checking	30600	0.86	0.50	0.00
Total Revenue		0.86	0.50	0.00
Expenses				
Commissioner Ordered Claims	53120	11,375.00	0.00	0.00
Total Expenses		11,375.00	0.00	0.00
Excess Revenue over Expenditure		(11,374.14)	0.50	0.00
Ending Fund Balance		(11,374.14)	0.50	0.00

**Kankakee County Finance Department**  
**Statement of Revenues and Expenditures - Unposted Transactions Included In Report**  
**834 - Union #6 Drainage District**  
**From 3/1/2025 Through 5/31/2025**

		Prior Year Actual	YTD FY25	FY25 Original Budget
Revenue				
Interest Income-Checking	30600	1.59	0.99	0.00
Miscellaneous Income	30640	3,486.00	327.36	0.00
Total Revenue		3,487.59	328.35	0.00
Expenses				
Commissioner Ordered Claims	53120	10,588.32	491.28	0.00
Professional Fees	54200	5,155.33	327.36	0.00
Total Expenses		15,743.65	818.64	0.00
Excess Revenue over Expenditure		(12,256.06)	(490.29)	0.00
Ending Fund Balance		(12,256.06)	(490.29)	0.00

**Kankakee County Finance Department**  
**Statement of Revenues and Expenditures - Unposted Transactions Included In Report**  
**835 - Joe Benes Drainage District**  
**From 3/1/2025 Through 5/31/2025**

		Prior Year Actual	YTD FY25	FY25 Original Budget
Revenue				
Interest Income-Checking	30600	9.67	11.16	0.00
Interest Income - Investments	30610	313.64	269.90	0.00
Total Revenue		323.31	281.06	0.00
Expenses				
Commissioner Ordered Claims	53120	23,889.59	0.00	0.00
Total Expenses		23,889.59	0.00	0.00
Excess Revenue over Expenditure		(23,566.28)	281.06	0.00
Ending Fund Balance		(23,566.28)	281.06	0.00

**Kankakee County Finance Department**  
**Statement of Revenues and Expenditures - Unposted Transactions Included In Report**  
**836 - Little Beaver Drainage Distric**  
**From 3/1/2025 Through 5/31/2025**

		Prior Year Actual	YTD FY25	FY25 Original Budget
Revenue				
Property Tax Revenue	30110	6,869.42	0.00	0.00
Interest Income-Checking	30600	1.61	1.76	0.00
Interest Income - Investments	30610	1.22	1.04	0.00
Total Revenue		6,872.25	2.80	0.00
Excess Revenue over Expenditure		6,872.25	2.80	0.00
Ending Fund Balance		6,872.25	2.80	0.00

**Kankakee County Finance Department**  
**Statement of Revenues and Expenditures - Unposted Transactions Included In Report**  
**837 - Raymond Drainage District**  
**From 3/1/2025 Through 5/31/2025**

		Prior Year Actual	YTD FY25	FY25 Original Budget
Revenue				
Interest Income-Checking	30600	2.27	2.74	0.00
Total Revenue		2.27	2.74	0.00
Expenses				
Commissioner Ordered Claims	53120	0.00	2,184.50	0.00
Total Expenses		0.00	2,184.50	0.00
Excess Revenue over Expenditure		2.27	(2,181.76)	0.00
Ending Fund Balance		2.27	(2,181.76)	0.00

**Kankakee County Finance Department**  
Statement of Revenues and Expenditures - Unposted Transactions Included In Report  
838 - Manteno #9 Drainage District  
From 3/1/2025 Through 5/31/2025

		Prior Year Actual	YTD FY25	FY25 Original Budget
Revenue				
Interest Income-Checking	30600	4.51	4.80	0.00
Total Revenue		4.51	4.80	0.00
Excess Revenue over Expenditure		4.51	4.80	0.00
Ending Fund Balance		4.51	4.80	0.00

**Kankakee County Finance Department**  
Statement of Revenues and Expenditures - Unposted Transactions Included In Report  
844 - Claussen Drainage District  
From 3/1/2025 Through 5/31/2025

		Prior Year Actual	YTD FY25	FY25 Original Budget
Revenue				
Interest Income-Checking	30600	5.48	3.74	0.00
Total Revenue		5.48	3.74	0.00
Excess Revenue over Expenditure		5.48	3.74	0.00
Ending Fund Balance		5.48	3.74	0.00



**Kankakee County Finance Department**  
**Statement of Revenues and Expenditures - Unposted Transactions Included In Report**  
**860 - Cafeteria Plan**  
**From 3/1/2025 Through 5/31/2025**

		Prior Year Actual	YTD FY25	FY25 Original Budget
Revenue				
Member Contributions	30555	32,900.47	32,863.33	0.00
Interest Income-Checking	30600	9.42	5.48	0.00
Total Revenue		32,909.89	32,868.81	0.00
Expenses				
Employee Flex Spending Account	50850	32,752.17	34,291.76	0.00
Total Expenses		32,752.17	34,291.76	0.00
Excess Revenue over Expenditure		157.72	(1,422.95)	0.00
Ending Fund Balance		157.72	(1,422.95)	0.00

**Kankakee County Finance Department**  
Statement of Revenues and Expenditures - Unposted Transactions Included In Report  
880 - Condemnation (Treasurers)  
From 3/1/2025 Through 5/31/2025

		Prior Year Actual	YTD FY25	FY25 Original Budget
Revenue				
Interest Income-Checking	30600	105.05	448.28	0.00
Total Revenue		105.05	448.28	0.00
Excess Revenue over Expenditure		105.05	448.28	0.00
Ending Fund Balance		105.05	448.28	0.00

**Kankakee County Finance Department**  
**Statement of Revenues and Expenditures - Unposted Transactions Included In Report**  
**900 - Payroll Clearing**  
**From 3/1/2025 Through 5/31/2025**

		Prior Year Actual	YTD FY25	FY25 Original Budget
Revenue				
River Patrol	30464	2,406.72	0.00	0.00
Miscellaneous Income	30640	10,026,968.94	10,199,687.12	0.00
Total Revenue		10,029,375.66	10,199,687.12	0.00
Expenses				
FICA - General	50500	2,246,792.12	2,265,470.69	0.00
ILL. State Wage Deduction	50725	411,280.22	419,157.72	0.00
State Unemployment Insurance	50750	19,003.23	20,805.77	0.00
Deferred Compensation	50820	30,971.32	31,338.00	0.00
Union Membership Dues	50825	32,113.56	35,014.44	0.00
Payroll Wire Transfer	82000	7,423,524.19	7,571,314.77	0.00
Total Expenses		10,163,684.64	10,343,101.39	0.00
Excess Revenue over Expenditure		(134,308.98)	(143,414.27)	0.00
Ending Fund Balance		(134,308.98)	(143,414.27)	0.00

**Kankakee County Finance Department**  
**Statement of Revenues and Expenditures - Unposted Transactions Included In Report**  
**910 - Unclaimed Legacies & Bonds**  
**From 3/1/2025 Through 5/31/2025**

		Prior Year Actual	YTD FY25	FY25 Original Budget
<b>Revenue</b>				
Interest Income-Checking	30600	1,852.04	10,073.68	0.00
Total Revenue		1,852.04	10,073.68	0.00
Excess Revenue over Expenditure		1,852.04	10,073.68	0.00
Ending Fund Balance		1,852.04	10,073.68	0.00

**Kankakee County Finance Department**  
**Statement of Revenues and Expenditures - Unposted Transactions Included In Report**  
**960 - Rural Transportation Grant #2**  
**From 3/1/2025 Through 5/31/2025**

		Prior Year Actual	YTD FY25	FY25 Original Budget
Revenue				
Interest Income-Checking	30600	24.55	47.21	100.00
Grant Revenue	30800	151,622.85	219,787.45	850,000.00
Total Revenue		151,647.40	219,834.66	850,100.00
Expenses				
Misc. Claims	53100	199,248.06	219,787.45	850,100.00
Total Expenses		199,248.06	219,787.45	850,100.00
Excess Revenue over Expenditure		(47,600.66)	47.21	0.00
Ending Fund Balance		(47,600.66)	47.21	0.00



**OFFICE OF THE**  
**AUDITOR**

Colton Ekhoﬀ  
*County Auditor*

189 East Court Street, Suite 500  
Kankakee, IL 60901  
Telephone: (815) 936-5562  
cekhoff@k3county.net

**Kankakee County Highway Fund**

Greg Heiden, P.E.  
County Engineer  
Kankakee County Highway Dept  
P.O. Box 825 750 S East Avenue  
KANKAKEE, IL 60901-0825  
(815) 933-1731

LETTER OF TRANSMITTAL  
Fax No. (815) 933-4499

TO Colton Ekhoﬀ  
Kankakee County Auditor  
189 E. Court Street  
Kankakee, IL 60901

Date:	6/25/2025
Attention:	Colton Ekhoﬀ
RE:	Kankakee County Highway Department 1st Quarter 2025 Financial Reports Chart of Accounts and Budgeted Income Statements

WE ARE SENDING YOU ☒ Attached ☐ Under separate cover via \_\_\_\_\_ the following

☐ Shop drawings ☐ Prints ☐ Plans

☐ Specifications ☐ Copy of letter ☐ Change order

☐ \_\_\_\_\_ ☐ Samples

Copies	Date	No.	Description
1			County Highway Fund Chart Of Accounts And Budgeted Income Statement
1			County Motor Fuel Tax Fund Chart of Accounts and Budgeted Income Statement
1			Township Motor Fuel Tax Fund Chart of Accounts and Budgeted Income Statement
1			Matching Tax Fund Chart of Accounts and Budgeted Income Statement
1			County Joint Bridge Fund Chart of Accounts and Budgeted Income Statement
1			Township Bridge Program Fund Chart of Accounts and Budgeted Income Statement

THESE ARE TRANSMITTED as checked below


- |   |   |   |
|---|---|---|
| <input type="checkbox"/> For approval               | <input type="checkbox"/> Approved as submitted    | <input type="checkbox"/> Resubmit _____ copies for approval   |
| <input type="checkbox"/> For your use               | <input type="checkbox"/> Approved as noted        | <input type="checkbox"/> Submit _____ copies for distribution |
| <input checked="" type="checkbox"/> As requested    | <input type="checkbox"/> Returned for corrections | <input type="checkbox"/> Return _____ fully executed copies   |
| <input type="checkbox"/> For review and comment     |   | <input type="checkbox"/> For your information                 |
| <input type="checkbox"/> FOR BIDS DUE _____, 20____ |   | <input type="checkbox"/> PRINTS RETURNED AFTER LOAN TO US     |
| <input type="checkbox"/> _____                      |   |   |

REMARKS \_\_\_\_\_  
\_\_\_\_\_  
\_\_\_\_\_

COPY TO: \_\_\_\_\_  
\_\_\_\_\_

MMS:mms

SIGNED:

  
\_\_\_\_\_  
Greg Heiden, P.E.  
County Engineer

(If enclosures are not as noted, kindly notify us at once)

<p style="text-align: center;"><b>410</b>  <b>COUNTY HIGHWAY FUND</b>  <b>Chart of Accounts</b></p>
---

<b>Account #</b>	<b>Account Description</b>	<b>Account Type</b>
2600.00	REAL ESTATE TAX DISTRIBUTION	Sales
2660.00	CHARGES FOR OTHER SERVICES	Sales
2680.00	MISCELLANEOUS	Sales
2810.00	PERSONAL SERVICES	Expenses
	CONTRACTURAL SERVICES	
2831.00	EQUIPMENT RENTAL	Expenses
2833.00	REAL PROPERTY RENTAL	Expenses
2835.00	PROFESSIONAL SERVICES	Expenses
2838.00	HAULING OF WASTE	Expenses
	OTHER CHARGES & SERVICES	
2851.00	LICENSE, EDUCATION & FEES	Expenses
2852.00	POSTAGE	Expenses
2853.00	PRINTING & ADVERTISING	Expenses
2854.00	HEAT	Expenses
2855.00	ELECTRICITY	Expenses
2856.00	WATER	Expenses
2857.00	SEWER	Expenses
2858.00	TELEPHONE	Expenses
2861.00	PARTS & SUPPLIES	Expenses
2862.00	MAINTENANCE & REPAIR	Expenses
	CAPITAL OUTLAY	
2872.00	HIGHWAY CONSTRUCTION	Expenses
2873.00	BUILDING IMPROVEMENTS	Expenses
2874.00	EQUIPMENT PURCHASES	Expenses
2875.00	RIGHT-OF-WAY	Expenses



# COUNTY HIGHWAY FUND

## Balance Sheet

May 2025

### ASSETS

#### Current Assets

CASH	235,183.64
PETTY CASH	250.00
INVESTMENTS/MIDLAND	167,534.35
INVESTMENTS	125,105.18
INVESTMENT/ESCROW	187,834.06
SAVINGS ACCOUNT	25.00
ACCTS RECEIVABLE	(4,162.18)
ACCTS RECEIVABLE TAXES	2,485,287.00
INVENTORY PARTS	551,053.67
ACCT REC/FROM OTHER FUNDS	116,157.93
PROPERTY TAXES/COLLECTOR FUND	122,116.00

TOTAL Current Assets

3,986,384.65

TOTAL ASSETS

3,986,384.65

### LIABILITIES

#### Current Liabilities

DEFERRED REVENUE TAXES	2,607,403.00
ACCRUED SALARIES	(0.10)

TOTAL Current Liabilities

2,607,402.90

TOTAL LIABILITIES

2,607,402.90

### CAPITAL

FUND BALANCE	3,432,579.93
Year-to-Date Earnings	(2,053,598.18)

TOTAL CAPITAL

1,378,981.75

TOTAL LIABILITIES & CAPITAL

3,986,384.65

# COUNTY HIGHWAY FUND

## Income Statement

*Year-to-Date Performance, May 2025 - 1 month back, Consolidated by account*

	<i>6 Months Ended May 31, 2025</i>	<i>Annual Budget</i>	<i>Unused</i>	<i>% Used</i>
Income				
TAX DISTRIBUTION - 2024	0.00	2,627,193.00	2,627,193.00	
CHARGES FOR OTHER SERVICES	433,607.95	1,351,350.00	917,742.05	32.1 %
MISCELLANEOUS	9,213.75	21,150.00	11,936.25	43.6 %
TOTAL Income	442,821.70	3,999,693.00	3,556,871.30	11.1 %
NET INCOME	442,821.70	3,999,693.00	3,556,871.30	11.1 %
GROSS PROFIT	442,821.70	3,999,693.00	3,556,871.30	11.1 %
Expenses				
PERSONAL SERVICES	944,304.51	2,000,000.00	1,055,695.49	47.2 %
CONTRACTURAL SERVICES				
EQUIPMENT RENTAL	309.21	10,000.00	9,690.79	3.1 %
REAL PROPERTY RENTAL	620.00	0.00	(620.00)	
PROFESSIONAL SERVICES	12,696.64	40,000.00	27,303.36	31.7 %
HAULING OF WASTE	3,447.72	5,200.00	1,752.28	66.3 %
TOTAL CONTRACTURAL SERVICES	17,073.57	55,200.00	38,126.43	30.9 %
OTHER CHARGES & SERVICES				
LICENSE, EDUCATION & FEES	6,577.70	20,500.00	13,922.30	32.1 %
POSTAGE	918.88	2,000.00	1,081.12	45.9 %
PRINTING & ADVERTISING	1,565.05	6,000.00	4,434.95	26.1 %
HEAT	12,518.61	27,000.00	14,481.39	46.4 %
ELECTRICITY	4,897.32	52,000.00	47,102.68	9.4 %
WATER	1,349.00	3,700.00	2,351.00	36.5 %
SEWER	680.71	2,300.00	1,619.29	29.6 %
TELEPHONE	5,456.84	27,000.00	21,543.16	20.2 %
PARTS & SUPPLIES	482,986.03	1,225,000.00	742,013.97	39.4 %
MAINTENANCE & REPAIR	244,954.56	210,000.00	(34,954.56)	116.6 %
TOTAL OTHER CHARGES & SERVICES	761,904.70	1,575,500.00	813,595.30	48.4 %
CAPITAL OUTLAY				
HIGHWAY IMPROVEMENTS	0.00	20,000.00	20,000.00	
BUILDING IMPROVEMENTS	0.00	25,000.00	25,000.00	
EQUIPMENT PURCHASES	770,131.50	1,097,000.00	326,868.50	70.2 %
MISC - CAPITAL OUTLAY	0.00	10,000.00	10,000.00	

	<i>6 Months Ended May 31, 2025</i>	<i>Annual Budget</i>	<i>Unused</i>	<i>% Used</i>
RIGHT-OF-WAY	3,005.60	10,000.00	6,994.40	30.1 %
TOTAL CAPITAL OUTLAY	773,137.10	1,162,000.00	388,862.90	66.5 %
TOTAL Expenses	2,496,419.88	4,792,700.00	2,296,280.12	52.1 %
OPERATING PROFIT	(2,053,598.18)	(793,007.00)	1,260,591.18	259.0 %
PROFIT BEFORE TAXES	(2,053,598.18)	(793,007.00)	1,260,591.18	259.0 %
NET PROFIT	(2,053,598.18)	(793,007.00)	1,260,591.18	259.0 %

<p style="text-align: center;"><b>420</b></p> <p style="text-align: center;"><b>COUNTY MOTOR FUEL TAX FUND</b></p> <p style="text-align: center;"><b>Chart of Accounts</b></p>
--

<b>Account #</b>	<b>Account Description</b>	<b>Account Type</b>
<b>3621.00</b>	<b>INTERGOVERNMENTAL</b>	<b>Sales</b>
<b>3641.00</b>	<b>MISCELLANEOUS</b>	<b>Sales</b>
<b>3813.00</b>	<b>SALARIES &amp; WAGES</b>	<b>Expenses</b>
<b>3856.00</b>	<b>OTHER SERVICES &amp; CHARGES</b>	<b>Expenses</b>

# COUNTY MOTOR FUEL TAX FUND

## Balance Sheet

May 2025

ASSETS			
Current Assets			
CASH	71,275.81		
INVESTMENTS	5,760,952.52		
TOTAL Current Assets			5,832,228.33
TOTAL ASSETS			5,832,228.33
CAPITAL			
FUND BALANCE	5,472,762.06		
Year-to-Date Earnings	359,466.27		
TOTAL CAPITAL			5,832,228.33
TOTAL LIABILITIES & CAPITAL			5,832,228.33

# COUNTY MOTOR FUEL TAX FUND

## Income Statement

*Year-to-Date Performance, May 2025 - 1 month back, Consolidated by account*

	<i>6 Months Ended May 31, 2025</i>	<i>Annual Budget</i>	<i>Unused</i>	<i>% Used</i>
Income				
INTERGOVERNMENTAL	1,066,841.98	2,127,453.00	1,060,611.02	50.1 %
MISCELLANEOUS	119,947.87	25,200.00	(94,747.87)	476.0 %
TOTAL Income	1,186,789.85	2,152,653.00	965,863.15	55.1 %
NET INCOME	1,186,789.85	2,152,653.00	965,863.15	55.1 %
GROSS PROFIT	1,186,789.85	2,152,653.00	965,863.15	55.1 %
Expenses				
SALARIES & WAGES	433,481.03	1,014,091.00	580,609.97	42.7 %
OTHER SERVICES & CHARGES	383,971.75	1,849,196.00	1,465,224.25	20.8 %
08-0028600-FP/(RBI) CH9 Manteno/Deselm	9,870.80	0.00	(9,870.80)	
TOTAL Expenses	827,323.58	2,863,287.00	2,035,963.42	28.9 %
OPERATING PROFIT	359,466.27	(710,634.00)	(1,070,100.27)	-50.6 %
PROFIT BEFORE TAXES	359,466.27	(710,634.00)	(1,070,100.27)	-50.6 %
NET PROFIT	359,466.27	(710,634.00)	(1,070,100.27)	-50.6 %

<p style="text-align: center;">730  <b>TOWNSHIP MOTOR FUEL TAX FUND</b>  <b>Chart of Accounts</b></p>
---

<b>Account #</b>	<b>Account Description</b>	<b>Account Type</b>
<b>4621.00</b>	<b>INTERGOVERNMENTAL</b>	<b>Sales</b>
<b>4641.00</b>	<b>MISCELLANEOUS</b>	<b>Sales</b>
<b>4835.00</b>	<b>CONTRACTURAL SERVICES (Engr.)</b>	<b>Expenses</b>
<b>4856.00</b>	<b>OTHER SERVICES (Maint./Constr.)</b>	<b>Expenses</b>

# **TOWNSHIP MOTOR FUEL TAX FUND**

## **Balance Sheet**

**May 2025**

ASSETS			
Current Assets			
CASH	158,524.88		
INVESTMENTS	2,555,533.36		
INVESTMENTS/MIDLAND	521,443.18		
TOTAL Current Assets			3,235,501.42
TOTAL ASSETS			3,235,501.42
LIABILITIES			
Current Liabilities			
ACCOUNTS PAYABLE	1,769.00		
TOTAL Current Liabilities			1,769.00
TOTAL LIABILITIES			1,769.00
CAPITAL			
FUND BALANCE	2,328,483.97		
Year-to-Date Earnings	905,248.45		
TOTAL CAPITAL			3,233,732.42
TOTAL LIABILITIES & CAPITAL			3,235,501.42



# **TOWNSHIP MOTOR FUEL TAX FUND**

## ***Income Statement***

***Year-to-Date Performance, May 2025 - 1 month back, Consolidated by account***

	<b><i>6 Months Ended May 31, 2025</i></b>	<b><i>Annual Budget</i></b>	<b><i>Unused</i></b>	<b><i>% Used</i></b>
Income				
INTERGOVERNMENTAL	919,012.72	1,390,996.88	471,984.16	66.1 %
MISCELLANEOUS	49,644.11	72,265.23	22,621.12	68.7 %
TOTAL Income	968,656.83	1,463,262.11	494,605.28	66.2 %
NET INCOME	968,656.83	1,463,262.11	494,605.28	66.2 %
GROSS PROFIT	968,656.83	1,463,262.11	494,605.28	66.2 %
Expenses				
CONTRACTURAL SERVICES (Engr.)	0.00	42,048.93	42,048.93	
OTHER SERVICES(Maint./Constr.)	63,408.38	1,433,436.81	1,370,028.43	4.4 %
TOTAL Expenses	63,408.38	1,475,485.74	1,412,077.36	4.3 %
OPERATING PROFIT	905,248.45	(12,223.63)	(917,472.08)	-7405.7 %
PROFIT BEFORE TAXES	905,248.45	(12,223.63)	(917,472.08)	-7405.7 %
NET PROFIT	905,248.45	(12,223.63)	(917,472.08)	-7405.7 %

**430**  
**MATCHING TAX FUND**  
**Chart of Accounts**

<b>Account #</b>	<b>Account Description</b>	<b>Account Type</b>
<b>5600.00</b>	<b>REAL ESTATE TAX DISTRIBUTION</b>	<b>Sales</b>
<b>5680.00</b>	<b>MISCELLANEOUS</b>	<b>Sales</b>
<b>5830.00</b>	<b>OTHER CHARGES &amp; SERVICES</b>	<b>Expenses</b>

# ***MATCHING TAX FUND***

## ***Balance Sheet***

***May 2025***

---

### ASSETS

#### Current Assets

CASH	2,045,180.59
INVESTMENTS	7,750.77
INVESTMENTS/MIDLAND	656,632.15
ACCTS RECEIVABLE TAXES	942,410.00
PROP TAXES/COLLECTOR FUND	46,509.00

TOTAL Current Assets	<u>3,698,482.51</u>
----------------------	---------------------

TOTAL ASSETS	<u>3,698,482.51</u>
--------------	---------------------

### LIABILITIES

#### Current Liabilities

ACCOUNTS PAYABLE	268,916.00
DEFERRED REVENUE TAXES	988,919.00

TOTAL Current Liabilities	<u>1,257,835.00</u>
---------------------------	---------------------

TOTAL LIABILITIES	<u>1,257,835.00</u>
-------------------	---------------------

### CAPITAL

FUND BALANCE	2,447,960.78
Year-to-Date Earnings	(7,313.27)

TOTAL CAPITAL	<u>2,440,647.51</u>
---------------	---------------------

TOTAL LIABILITIES & CAPITAL	<u>3,698,482.51</u>
-----------------------------	---------------------

# ***MATCHING TAX FUND***

## ***Income Statement***

***Year-to-Date Performance, May 2025 - 1 month back, Consolidated by  
account***

	<b><i>6 Months Ended May 31, 2025</i></b>	<b><i>Annual Budget</i></b>	<b><i>Unused</i></b>	<b><i>% Used</i></b>
Income				
TAX DISTRIBUTION - 2023	0.00	962,579.04	962,579.04	
MISCELLANEOUS	13,043.63	30,237.75	17,194.12	43.1 %
TOTAL Income	13,043.63	992,816.79	979,773.16	1.3 %
NET INCOME	13,043.63	992,816.79	979,773.16	1.3 %
GROSS PROFIT	13,043.63	992,816.79	979,773.16	1.3 %
Expenses				
OTHER CHARGES & SERVICES	20,356.90	921,012.19	900,655.29	2.2 %
TOTAL Expenses	20,356.90	921,012.19	900,655.29	2.2 %
OPERATING PROFIT	(7,313.27)	71,804.60	79,117.87	-10.2 %
PROFIT BEFORE TAXES	(7,313.27)	71,804.60	79,117.87	-10.2 %
NET PROFIT	(7,313.27)	71,804.60	79,117.87	-10.2 %

<p style="text-align: center;"><b>440</b>  <b>COUNTY BRIDGE FUND</b>  <b>Chart of Accounts</b></p>
--

<u>Account #</u>	<u>Account Description</u>	<u>Account Type</u>
6600.00	REAL ESTATE TAX DISTRIBUTION	Sales
6640.00	INTERGOVERNMENTAL	Sales
6680.00	MISCELLANEOUS	Sales
6851.00	OTHER CHARGES & SERVICES	Expenses
6852.00	SALARIES & WAGES/INSPECTION	Expenses
6853.00	MAINT. SUPPLIES/BRIDGE REPAIRS	Expenses
6854.00	STRUCTURAL ENGINEERING SERVICE	Expenses
6855.00	COUNTY BRIDGE CONSTRUCTION	Expenses
6856.00	COUNTY BRIDGE ENGR. W/TOWNSHIPS	Expenses
	COUNTY BRIDGE CONS. W/TOWNSHIPS	Expenses

# COUNTY BRIDGE FUND

## Balance Sheet

May 2025

ASSETS		
Current Assets		
CASH	6,972,229.31	
INVESTMENTS	1,098,769.54	
ACCTS RECEIVABLE TAXES	942,410.00	
PROP TAXES/COLLECTOR FUND	46,509.00	
TOTAL Current Assets		9,059,917.85
TOTAL ASSETS		9,059,917.85
LIABILITIES		
Current Liabilities		
ACCOUNTS PAYABLE	27,837.00	
DEFERRED REVENUE TAXES	988,919.00	
TOTAL Current Liabilities		1,016,756.00
TOTAL LIABILITIES		1,016,756.00
CAPITAL		
FUND BALANCE	8,017,600.04	
Year-to-Date Earnings	25,561.81	
TOTAL CAPITAL		8,043,161.85
TOTAL LIABILITIES & CAPITAL		9,059,917.85

# COUNTY BRIDGE FUND

## Income Statement

Year-to-Date Performance, May 2025 - 1 month back, Consolidated by account

	6 Months Ended May 31, 2025	Annual Budget	Unused	% Used
Income				
TAX DISTRIBUTION - 2023	0.00	962,579.04	962,579.04	
MISCELLANEOUS	32,769.81	80,608.06	47,838.25	40.7 %
TOTAL Income	32,769.81	1,043,187.10	1,010,417.29	3.1 %
NET INCOME	32,769.81	1,043,187.10	1,010,417.29	3.1 %
GROSS PROFIT	32,769.81	1,043,187.10	1,010,417.29	3.1 %
Expenses				
OTHER CHARGES & SERVICES				
BRIDGE INSPECTIONS	5,488.00	43,056.00	37,568.00	12.7 %
MAINT.SUPPLIES/BRIDGE REPAIRS	0.00	49,001.50	49,001.50	
STRUCTURAL ENGINEERING SERVICE	1,720.00	9,040.28	7,320.28	19.0 %
COUNTY BRIDGE CONSTRUCTION	0.00	198,358.85	198,358.85	
COUNTY BRIDGE ENGR.W/TOWNSHIPS	0.00	1,901.20	1,901.20	
TOTAL OTHER CHARGES & SERVICES	7,208.00	301,357.83	294,149.83	2.4 %
TOTAL Expenses	7,208.00	301,357.83	294,149.83	2.4 %
OPERATING PROFIT	25,561.81	741,829.27	716,267.46	3.4 %
PROFIT BEFORE TAXES	25,561.81	741,829.27	716,267.46	3.4 %
NET PROFIT	25,561.81	741,829.27	716,267.46	3.4 %

**450**  
**TOWNSHIP BRIDGE PROGRAM FUND**  
**Chart of Accounts**

<b>Account #</b>	<b>Account Description</b>	<b>Account Type</b>
<b>7640.00</b>	<b>INTERGOVERNMENTAL MISCELLANEOUS</b>	<b>Sales</b>
<b>7680.00</b>		<b>Sales</b>
<b>7850.00</b>	<b>OTHER CHARGES &amp; SERVICES</b>	<b>Expenses</b>



# ***TOWNSHIP BRIDGE PROGRAM FUND***

## ***Balance Sheet***

***May 2025***

ASSETS			
Current Assets			
CASH		385,525.95	
TOTAL Current Assets			385,525.95
TOTAL ASSETS			385,525.95
CAPITAL			
FUND BALANCE			
Year-to-Date Earnings		385,157.56	
		368.39	
TOTAL CAPITAL			385,525.95
TOTAL LIABILITIES & CAPITAL			385,525.95

# **TOWNSHIP BRIDGE PROGRAM FUND**

## ***Income Statement***

***Year-to-Date Performance, May 2025 - 1 month back, Consolidated by account***

	<b><i>6 Months Ended May 31, 2025</i></b>	<b><i>Annual Budget</i></b>	<b><i>Unused</i></b>	<b><i>% Used</i></b>
Income				
INTERGOVERNMENTAL	(380,000.00)	(3,124.00)	376,876.00	12163.9 %
MISCELLANEOUS	368.39	96.76	(271.63)	380.7 %
TOTAL Income	(379,631.61)	(3,027.24)	376,604.37	12540.5 %
NET INCOME	(379,631.61)	(3,027.24)	376,604.37	12540.5 %
GROSS PROFIT	(379,631.61)	(3,027.24)	376,604.37	12540.5 %
Expenses				
OTHER CHARGES & SERVICES	(380,000.00)	84,406.62	464,406.62	-450.2 %
TOTAL Expenses	(380,000.00)	84,406.62	464,406.62	-450.2 %
OPERATING PROFIT	368.39	(87,433.86)	(87,802.25)	-0.4 %
PROFIT BEFORE TAXES	368.39	(87,433.86)	(87,802.25)	-0.4 %
NET PROFIT	368.39	(87,433.86)	(87,802.25)	-0.4 %