

A1

2 BEDROOM

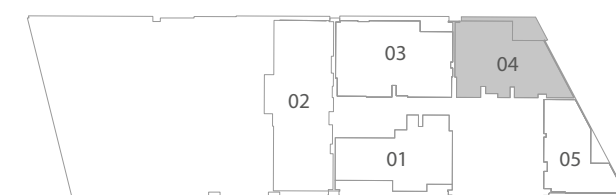
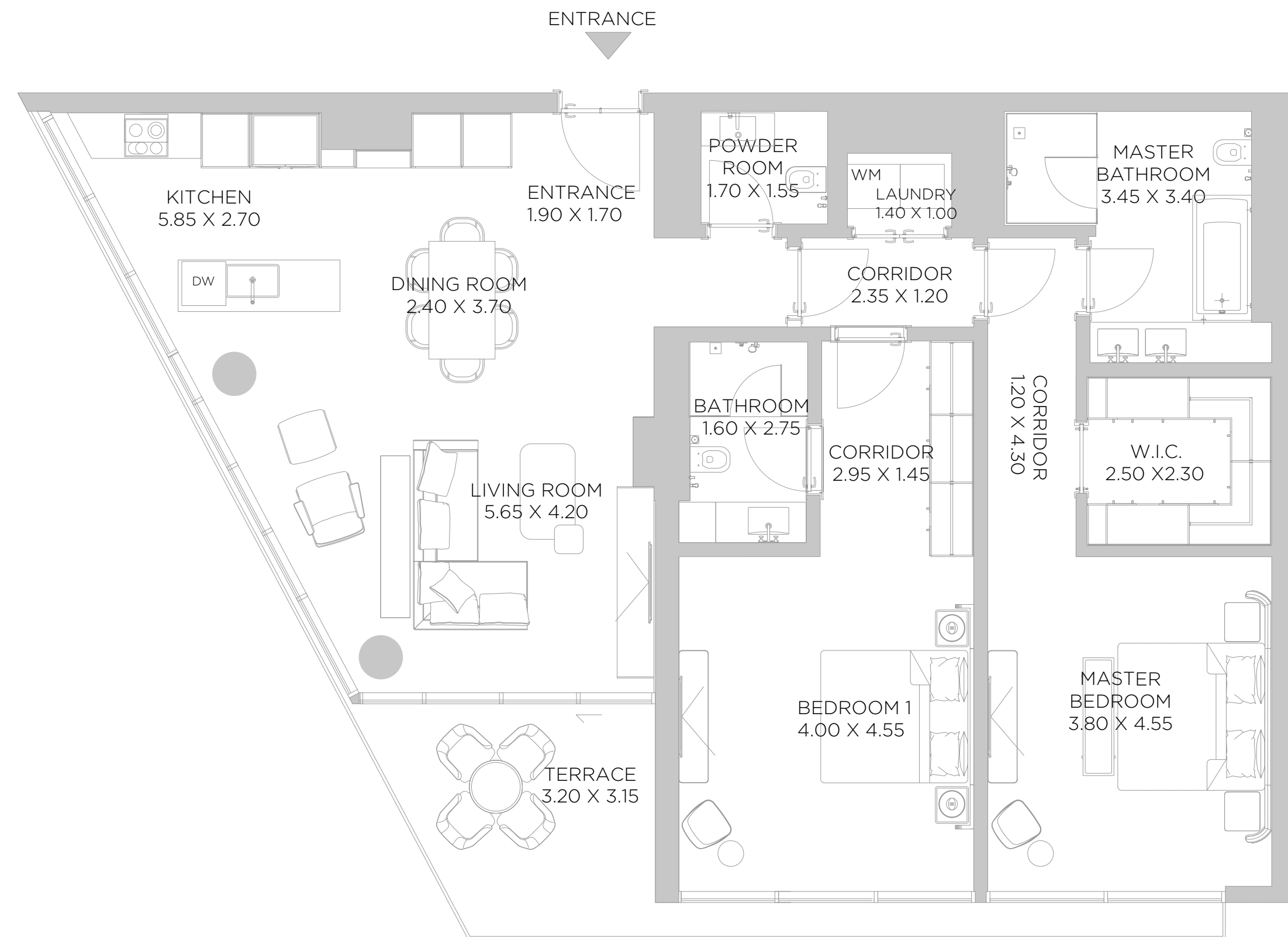
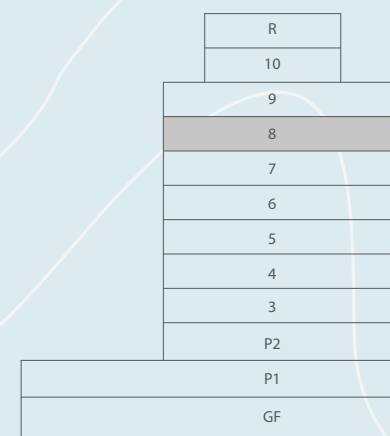
LEVEL 08 UNIT 04

SUITE AREA	1505	SQ.FT	139.86	SQ.M.
BALCONY AREA	165	SQ.FT	15.32	SQ.M.
TOTAL AREA	1670	SQ.FT	155.18	SQ.M.

KEY PLAN



ELEVATION



EIGHTH FLOOR PLAN

DISCLAIMER: All measurements, dimensions, coordinates and drawings, given as the Floor Plans in the literature are approximate and provided only for the purpose of marketing, illustration, information and general guidance as such drawings are not to scale. All the rooms, sizes, locations, orientations, dimensions, fixtures, fittings, finishes and specifications (including materials for, placement, size of rooms, windows, doors, balcony, furniture's inbuilt wardrobe etc.) provided in the floor plans may vary as the same have been taken from concept designs prior the actual development/construction and therefore their accuracy in relation to actual construction cannot be confirmed. Hence, we make no guarantee, warranty or representation as to the accuracy and completeness of the floor plan information as changes may be made during the development process, without notice. Always refer to latest IFC design available in the sales office for the most accurate representation of all construction details.