

# 10-Days South Korea Travel Itinerary

Dreaming of South Korea? You're in for something extraordinary. South Korea blends vibrant cityscapes, rich history, scenic coastlines, and volcanic wonders—all wrapped in an effortlessly friendly and walkable traveler experience.



# KR Explore South Korea Your Way (Solo or With Friends)

Discover South Korea at your own pace—whether you're traveling solo or with friends. This 10-day itinerary blends vibrant cities, coastal escapes, and natural wonders, with just the right mix of structure and flexibility. From the pulsing neon of Seoul's palaces and street food alleys to Busan's scenic coastlines, and Jeju's volcanic wonders and Haenyeo dive culture, this 10-day route offers a dynamic balance of culture, adventure, and community.

## Day 1-4: Seoul

### Day 1: Arrival in Seoul - Neon Streets & First Impressions

- **Morning**

Arrive in Seoul and settle into a lively neighborhood like Hongdae for nightlife and social energy, or Myeongdong for convenience and easy access to major sights.

→ Find social stays & central hotels here: [🔗 \[Seoul hostel & hotel picks\]](#)


- **Midday & Afternoon**

Kick off your trip with a visit to Gwangjang Market, one of the city's most iconic food spots. Wander through the busy alleys sampling tteokbokki, mandu, and mayak kimbap, then slow things down with a relaxing walk along Cheonggyecheon Stream.

If you'd rather dive in with guidance and try a wider variety of dishes, this experience is a great start → [\[Join Market Food Tour\]](#)

- **Evening:** As night falls, head to Hongdae, where the streets come alive with music, performances, and packed bars. It's one of the easiest places to meet people, especially if you're traveling solo.

→ [\[Join Seoul Pub Crawl\]](#)

 *Solo Trip Tip:* Doing a group activity on your first day makes the rest of the trip feel instantly more social

### Day 2: Royal Palaces & Traditional Seoul

- **Morning**

Start your day at Gyeongbokgung Palace, Seoul's grandest palace, then continue into Bukchon Hanok Village, where traditional houses line narrow hillside streets.

→ [\[Rent Your Hanbok Here\]](#)

or → [\[City & Full Palace Tour With Hanbok\]](#)

- **Midday & Afternoon**

Make your way to Insadong for tea houses, small galleries, and artisan shops, then circle back to local markets or cafés for a slower afternoon.

If you prefer everything seamlessly planned, this guided route combines the highlights into one smooth experience → [\[Join Palace, Village & Market Tour\]](#)

- **Evening**

Wrap up the day with panoramic views from N Seoul Tower, or opt for a more relaxed evening along the river.

→ [\[Join Han River Night Cruise & Picnic\]](#)

### Day 3: Modern Culture & Unique Experiences

- **Morning:** Choose your pace for the day—either take a powerful and eye-opening trip

to the DMZ → [\[Visit the DMZ with guide & transport\]](#),

or try something more interactive like learning choreography at a K-pop dance class

→ [\[Join K-pop Dance Class\]](#)

- **Midday & Afternoon**

Spend the afternoon exploring COEX Mall and its famous Starfield Library, then wander through Ikseon-dong, known for its hidden cafés and boutique streets.

- **Evening**

For a different side of Seoul nightlife, head to Euljiro, where old industrial streets hide trendy bars and late-night spots.

### Day 4: Local Life & Relaxed Seoul

- **Morning**

Start your day at Mangwon Market, a more local and less touristy alternative filled with everyday Korean street food.

- **Midday & Afternoon**

Take your snacks to Han River Park and enjoy a picnic by the water or rent a bike and cruise along the river.

→ [\[Join Han River Night Cruise & Picnic\]](#)

- **Evening**

See the city from a different perspective on a guided walk through its quieter,

atmospheric streets.

→ [\[Join Seoul Night Time Hidden Gems Walking Tour\]](#)

## Day 5: Gyeongju



### Day 5: Ancient Capital & Night Views

- **Morning**

Travel from Seoul to Gyeongju and check into your accommodation near the historic center.

- **Midday & Afternoon**

Spend the afternoon exploring UNESCO-listed sites, including Bulguksa Temple, surrounded by peaceful mountain scenery.

If you want deeper context without planning logistics → [\[Join Gyeongju Highlights Tour\]](#)

- **Evening**

As the sun sets, visit Donggung Palace and Wolji Pond, where illuminated pavilions reflect beautifully on the water. Renting a bike and exploring at night adds an extra layer to the experience.

## Day 6-7: Busan



### Day 6: Coastal Arrival & Beach Time

- **Morning**

Travel to Busan and settle into Haeundae or Seomyeon, depending on whether you prefer beach views or city convenience.

- **Midday & Afternoon**

Head straight to Haeundae Beach for a relaxed afternoon by the sea, then ride the scenic coastal capsule.

→ [\[Get Sky Capsule Ticket\]](#)

- **Evening**

Enjoy fresh seafood at Jagalchi Fish Market, followed by a stroll through nearby streets filled with food and nightlife.

→ [\[Join Fish Market & Food Tour\]](#)



### Day 7: Culture & Coast

- **Morning**  
Start at Gamcheon Culture Village, known for its colorful hillside houses and winding alleys.
- **Midday & Afternoon**  
Continue to Haedong Yonggungsa Temple, dramatically set along the coast.  
→ [\[Join Busan Top Attractions Tour\]](#)
- **Evening**  
End your Busan stay at Gwangalli Beach, where the illuminated bridge creates one of the city's best night views.

## Day 8-10: Jeju Island

### Day 8: Arrival in Jeju - Beaches & Breezes

- **Morning**  
Fly to Jeju and check into Jeju-si or Seogwipo.
- **Midday & Afternoon**  
Spend the day at Hamdeok or Hyeopjae Beach, then café hop along the coast or visit a nearby museum.
- **Evening**  
Head to Dongmun Market for local street food.

### Day 9: Western & Southern Highlights

- **Midday & Afternoon**  
Explore waterfalls, cliffs, and tea fields across the island's scenic west and south regions.  
→ [\[Join Western & Southern Jeju Sightseeing Tour\]](#)
- **Evening**  
Return to town and enjoy a relaxed dinner or drinks near the coast.

### Day 10: Eastern Jeju & Coastal Landscapes

- **Midday & Afternoon**  
Visit Seongsan Ilchulbong and explore the surrounding coastline while learning about

the island's unique Haenyeo diving culture.

→ [\[Join Eastern Jeju UNESCO Tour\]](#)

- **Evening**

End your trip with a sunset at Seongsan Ilchulbong—one of the most memorable views in South Korea.

## Korea is waiting for you !

South Korea beckons with its dynamic city energy, coastal charm, and volcanic mystique, offering something for every kind of traveler. This 10-day route is perfectly suited for both solo adventurers looking for experiences and group travelers seeking shared stories. Adapt it seasonally—cherry blossoms in spring or autumn foliage— and let it become the template for your next intro blog feature.

## Smart Travel Tips for South Korea

### Socializing made easy

If you're traveling solo (or just want to meet people), small-group experiences are your best friend—think cooking classes, walking tours, or even a DMZ visit. It's the fastest way to turn a solo trip into a shared one.

→ [\[Join activities & tours\]](#)

### Getting around efficiently

Pick up a Sim card and T-money card as soon as you arrive—it works on buses, subways, and even some taxis across cities like Seoul and Busan. For longer distances, KTX trains are fast, comfortable, and save you a ton of time.

→ [\[Get Sim Card & T-money Card\]](#)





### What to pack

Bring layers—Korea's weather can shift quickly, especially between cities. Comfortable shoes are a must since you'll be walking *a lot* (palaces, villages, markets, hikes... it adds up).

→  [\[Check the Essential Travel Packing List\]](#)

## Plan & Book Your Trip

To make planning easier, here are the platforms most travelers use to book everything in one place:

-  Find the best flight deals and routes  
→ [\[Book your flights\]](#)
-  Compare hotels, hostels, and social stays  
→ [\[Book your accommodation\]](#)
-  Lock in top tours and experiences (DMZ, food tours, day trips)  
→ [\[Browse activities & tours\]](#)
-  Exploring places like Jeju Island? Renting a car gives you the most flexibility  
→ [\[Rent a car\]](#)