


Clay's Choice



12" finished quilt block

8" finished quilt block

6" finished quilt block

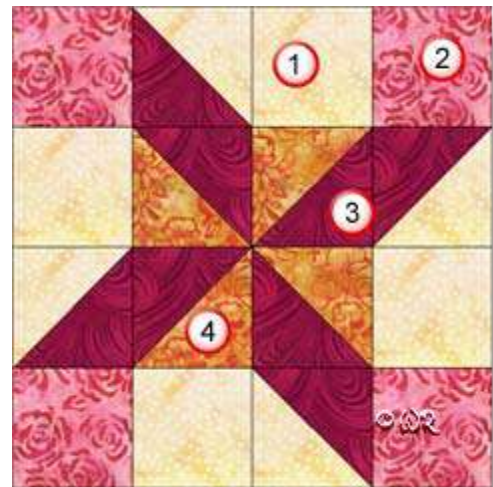
Patchwork Square

Free Quilt Block Pattern

Clay's Choice

12" finished quilt block

Fabric Placement



How-to Notes







Bisect square on one diagonal



Bisect square on both diagonals

*All seam allowances are 1/4" unless noted otherwise

| | | |
|----------|---|---|
| 1 |  | Background fabric 1 Cut 4 squares 3 1/2" Cut 2 squares 3 7/8" and bisect on one diagonal |
| 2 |  | Fabric 2 Cut 4 squares 3 1/2" |
| 3 |  | Fabric 3 Cut 4 squares, each 3 7/8" and bisect on one diagonal |
| 4 |  | Fabric 4 Cut 2 squares 3 7/8" and bisect on one diagonal |