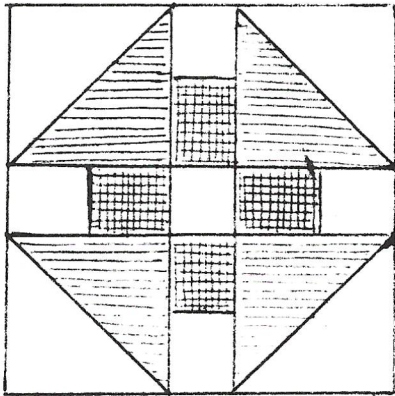


Churn Dash



SIZE: 12½" square block which includes ¼" seam allowance.

QUILT: Many early quilt blocks were named for activities around the home. A butter churn was a useful item in the home of an early settler.

DIRECTIONS:

Trace cardboard pattern on material & cut.

1. Place 1 print A and 1 plain A together with right sides facing. Sew the bias seam.



2. Sew 1 light B to 1 dark B.

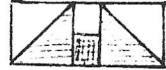


3. Sew #1 and #2 together.

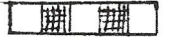


4. Follow step 1 again.

5. Add to section #3.



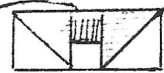
6. Sew 1 light B to 1 dark B, add another light B, dark B, light B.



7. Sew #6 to #5.



8. Follow steps 1-5.

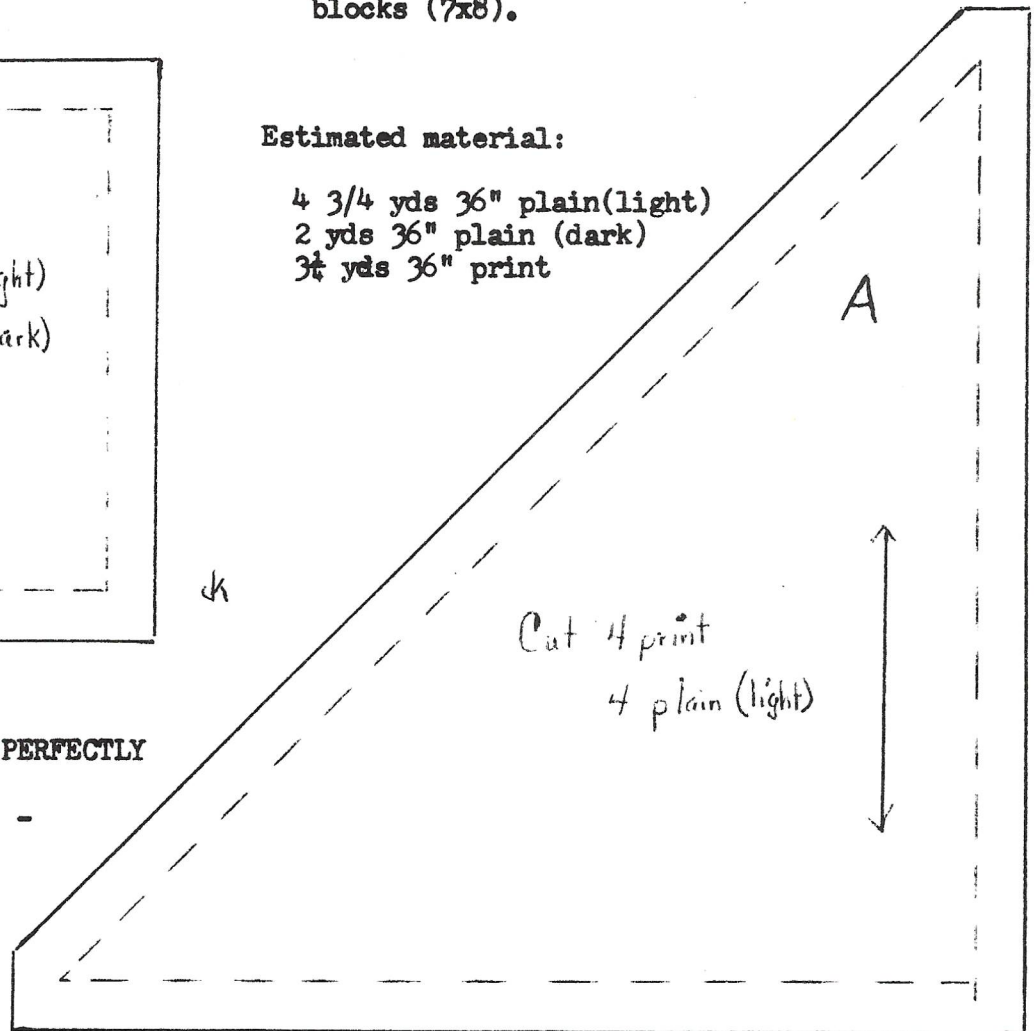
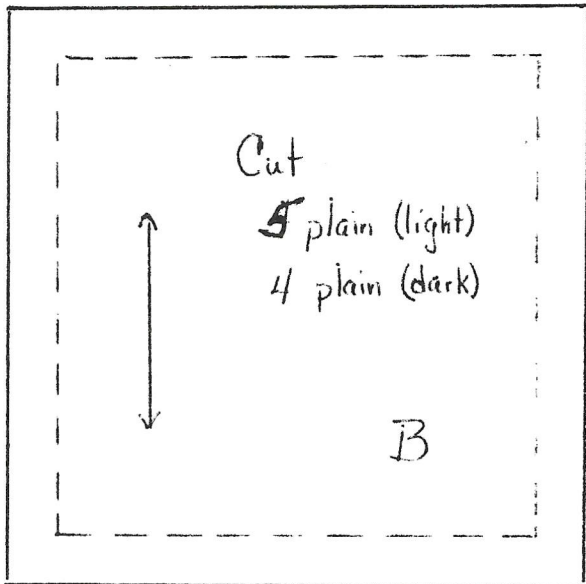


9. Turn this section and add it to section #7 according to the diagram.

This quilt may be made from scraps with each block being different or made entirely of 3 colors. For quilt size 84"x96", use 56 blocks (7x8).

Estimated material:

4 ¾ yds 36" plain (light)
2 yds 36" plain (dark)
¾ yds 36" print



BE SURE ALL SEAMS MATCH PERFECTLY

WHEN COMBINING EACH SECTION -

THIS IS THE SECRET OF

PATCHWORK !!!!!