


Card Trick



12" finished quilt block
9" finished quilt block
6" finished quilt block

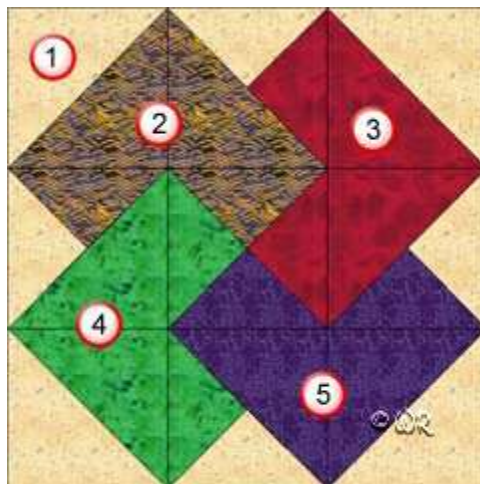
Patchwork Square

Free Quilt Block Pattern

Card Trick

12" finished quilt block

Fabric Placement



How-to Notes



Bisect square on one diagonal



Bisect square on both diagonals

*All seam allowances are 1/4" unless noted otherwise


1



Background fabric 1

Cut 2 squares 4 7/8" and bisect on one diagonal
Cut 1 square 5 1/4" and bisect on both diagonals


2



Fabric 2

Cut 1 square 4 7/8" and bisect on one diagonal
Cut 1 square 5 1/4" and bisect on both diagonals (*you will have two triangles left over for other blocks*)

3



Fabric 3

Cut 1 square 4 7/8" and bisect on one diagonal
Cut 1 square 5 1/4" and bisect on both diagonals (*you will have two triangles left over for other blocks*)

4



Fabric 4

Cut 1 square 4 7/8" and bisect on one diagonal
Cut 1 square 5 1/4" and bisect on both diagonals (*you will have two triangles left over for other blocks*)

5



Fabric 5

Cut 1 square 4 7/8" and bisect on one diagonal
Cut 1 square 5 1/4" and bisect on both diagonals (*you will have two triangles left over for other blocks*)