Clay's Choice

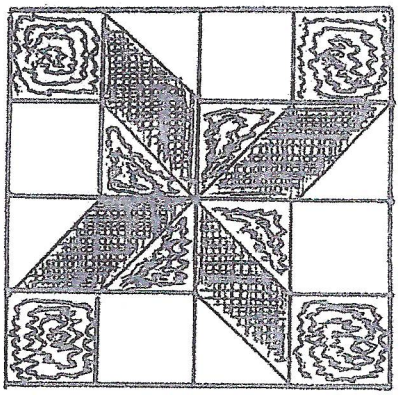

NAME: This pattern is also known as the "Star of the West". At various times in the history of our country it has had other names also. As Clay's Choice it is most often pieced in yellows, oranges, and browns.

SIZE: 12½" square block which includes ¼" seam allowance.

DIRECTIONS:

1. Trace cardboard pattern on material and cut.
2. Sew 1 plain A and 1 print A together.
3. Sew 1 plain C to bias side to B.
4. Sew 1 print C to other bias side of B.
5. Sew #2 and #4 together.
6. Follow steps 2-5 once more.
7. Sew these 2 sections together.
8. Complete block by following steps 2-7 and sew two large sections together.

QUILT: Make 28 pieced blocks (7x8) and set together with 28 12½" square blocks of a plain complimentary color. Quilt finiches about 82"x96".

Estimated material:
- 1 yd 36" dark brown
- 2 yd 36" print
- 2 yd 36" plain
- 3½ yd 45" for plain blocks

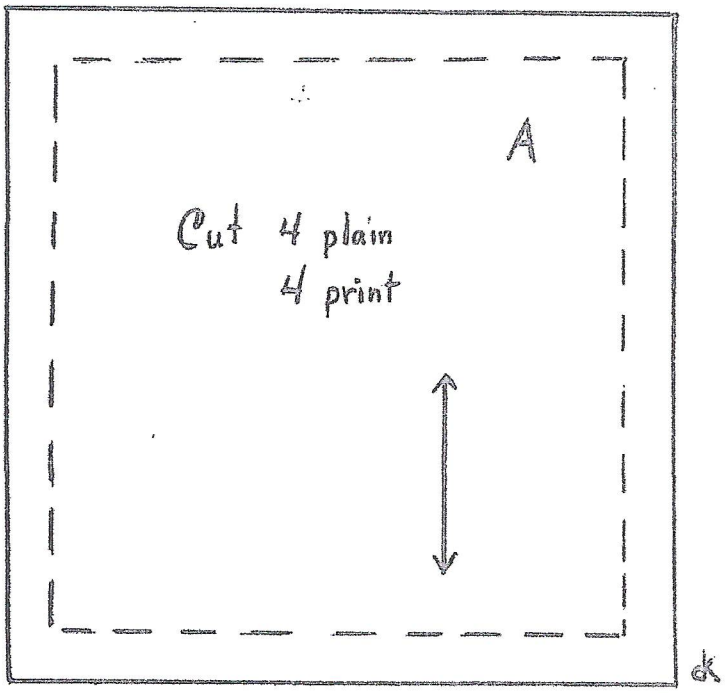

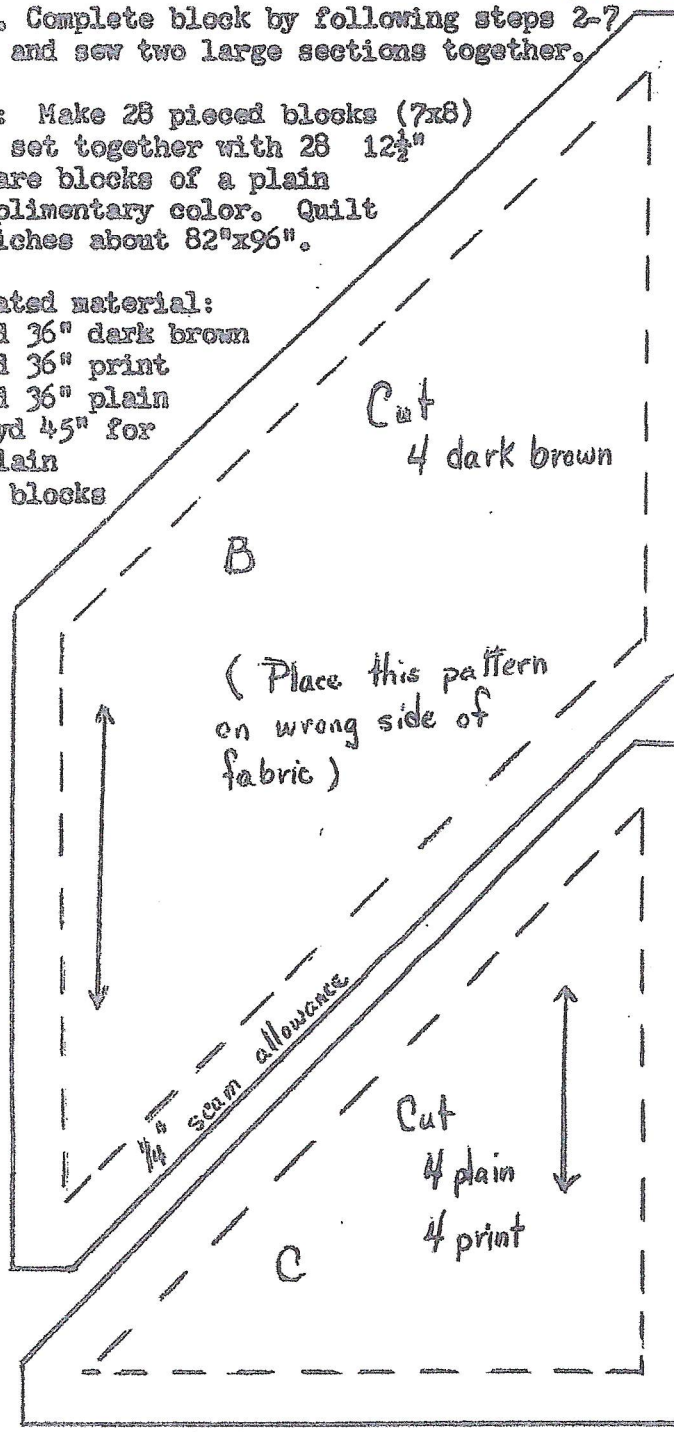

BE SURE ALL SEAMS MATCH PERFECTLY WHEN COMBINING EACH SECTION - THIS IS ONE OF THE SECRETS OF PATCHWORK !!!!