

# Peoria Child Care

## Love to Grow By

# Kid Kalendar

[www.Brooktownepeoriachildcare.com](http://www.Brooktownepeoriachildcare.com)

THIS IS Crystal with the Kid Kalendar Newsletter for the month of September, 2025.

## Upcoming Events

Let's face it—life is busy! Between work and life responsibilities, the days pass us by in the blink of an eye. Many parents worry that they don't spend enough time with their children, wondering if this will lead to developmental delays. Some parents feel guilty about working full time, or experience anxiety about choosing to work out at the gym or go to dinner with friends. Social media posts from stay-at-home parents who are able to take their children to the local zoo or work on colors and the alphabet with them only add to this anxiety.

Children need high-quality time with parents and caregivers—that is what is most beneficial to children and what can have a positive effect on them as they grow. It isn't about endless hours of time—it's about how you choose to spend that time that truly matters.

As parents and caregivers, we can make choices to ensure time spent with our children is high-quality. Here are nine tips for busy families:

1. Have a daily "connect" time with your child. Do this face-to-face, if possible; but if this isn't an option, create a routine for doing so in other ways, such as leaving a note in your child's lunch bag, posting a note by his toothbrush, or writing an encouraging saying on a shared whiteboard in the house.
2. Create a special ritual for you and your child—something that can be done every day. For example, let your child choose and read one book with you at bedtime.
3. Tell your child you love her every day. And tell her how important she is to you and how she makes you feel.
4. Reinforce positive behavior. For example, if your child completes his chores without your asking, acknowledge it with words of appreciation—even if you don't have the chance do so until the next day.
5. Make and eat meals with your children whenever possible. If time is limited, look for simple meals that require very little preparation, or grab a healthy snack such as an apple and sit for a few minutes and chat with your child.
6. Schedule time for doing an activity of your child's choosing. Be sure to follow through and complete the activity without any distractions.
7. Play with your child, even if it's during bath time or outside before you drop her off at preschool. Every little bit of time makes a positive impact!
8. Laugh and be silly with your child.
9. Turn off technology when you spend time with your child. Try not to text, answer calls, scroll through social media, or watch television.




## Oh Boy!

*It's Time to fill out  
Food Program Forms Again.*

Please take 2 minutes to fill out these forms and turn in to us no later than 9/30/2025.

We know this is an inconvenience but it only happens once every year at this time.

Thank You for your cooperation.



## Ken's Universal



## PHOTOgraphy



Picture Day is Friday,  
September 26th,

**They Begin at 7:30 A.M.**

*Dress Sharp and Smile Big*

# Peoria Child Care


























in  
**BROOKTOWNE**  
Love to Grow by  
918-747-4567



## September 2025



## Kid Kalendar

MONDAY	TUESDAY	WEDNESDAY	THURSDAY	FRIDAY
<b>1</b> <b>Closed</b> <b>Happy Labor Day!</b>	<b>2</b> <b>Ts</b> –Brightest Crayon <b>2s</b> –Fall Tree <b>P3s</b> – Apple Prints <b>3s</b> –Class Scavenger Hunt <b>PKs</b> –Recapping Expectations <b>Sch</b> –Organize Centers 	<b>3</b> <b>Ts</b> –Color Orange <b>2s</b> –Fall Free Art <b>P3s</b> –Trace the Letter A <b>3s</b> –Class Expectations <b>PKs</b> –Recapping Classroom Rules <b>Sch</b> –Giant Checkers 	<b>4</b> <b>Ts</b> –Handprint fire <b>2s</b> –Handprint Leafs <b>P3s</b> –Grandparents Gift <b>3s</b> –What do we like <b>PKs</b> –Recapping Center Procedures <b>Sch</b> –Open Ended Art 	<b>5</b> <b>Ts</b> –Cotton Ball Smores <b>2s</b> –Cheese Pizza Day <b>P3s</b> –Art Project <b>3s</b> –Names <b>PKs</b> –Recapping outside/lunch procedures <b>Sch</b> –Parachute Fun 
<b>8</b> <b>Ts</b> –Apple Footprint <b>2s</b> –Marble Paint Acorns <b>P3s</b> –Camping, going on a bear hunt <b>3s</b> –Make Class Rules <b>PKs</b> –What Are Lines? <b>Sch</b> –Campfire Smores 	<b>9</b> <b>Ts</b> –Picture Tent <b>2s</b> –Smash Paint Pumpkins <b>P3s</b> –Campfire Art <b>3s</b> –Intro to writing practice <b>PKs</b> –What Are Curves? <b>Sch</b> –Pictionary 	<b>10</b> <b>Ts</b> –Color Purple <b>2s</b> –Fall Free Art <b>P3s</b> –Marble Paint A <b>3s</b> –Scissor Safety <b>PKs</b> –What are letter & numbers made of? <b>Sch</b> –Sandcastles 	<b>11</b> <b>Ts</b> –Grow Up Flower <b>2s</b> –World Trade Center <b>P3s</b> –Camping Collage <b>3s</b> –Tower Building Game <b>PKs</b> –Straight Lines <b>Sch</b> –Build A Tent 	<b>12</b> <b>Ts</b> –School Bus Frames <b>2s</b> –Fall Colors <b>P3s</b> –Roast Marshmallows <b>3s</b> –Class rules <b>PKs</b> –Cuvey Lines <b>Sch</b> –Kids Choice 
<b>15</b> <b>Ts</b> –Hopping out of summer craft <b>2s</b> –Water Color Pumpkins <b>P3s</b> –Counting Game <b>3s</b> –My name is ___ & starts with ___ <b>PKs</b> –Intro to letter C <b>Sch</b> –Lego Tower 	<b>16</b> <b>Ts</b> –Friendship Tree <b>2s</b> –Candy Corn <b>P3s</b> –Name Tracing <b>3s</b> –Family Portrait <b>PKs</b> –Words that start with letter C <b>Sch</b> –Centers: Freeplay 	<b>17</b> <b>Ts</b> –Color Yellow <b>2s</b> –Pumpkin Free Art <b>P3s</b> –Dot Art #1, 2, 3 <b>3s</b> –Favorite Color <b>PKs</b> –Capital & Lowercase <b>Sch</b> –Giant Jenga 	<b>18</b> <b>Ts</b> –Paperplate Bus <b>2s</b> –Knuckle Paint Pumpkin <b>P3s</b> –I Spy, camping items <b>3s</b> –Best Friend <b>PKs</b> –Letter Shopping <b>Sch</b> –Mother May I 	<b>19</b> <b>Ts</b> –Going on a bear hunt <b>2s</b> –Mr. Jack-O-Lantern <b>P3s</b> –Free Art <b>3s</b> –My Pets <b>PKs</b> –How many C words did we learn <b>Sch</b> –Giant Connect Four 
<b>22</b> <b>Ts</b> –Paint Rocks <b>2s</b> –Fingerpaint Black Cat <b>P3s</b> –Watermelon Art <b>3s</b> –Rainbow Writing <b>PKs</b> –Intro to Letter O <b>Sch</b> –Operation 	<b>23</b> <b>Ts</b> –Dipped Apple Craft <b>2s</b> –Paperplate Eyeballs <b>P3s</b> –Hot Dog Art <b>3s</b> –Trace a square <b>PKs</b> –Words that start with O <b>Sch</b> –Campfire Art 	<b>24</b> <b>Ts</b> –Color Brown <b>2s</b> –Halloween Free Art <b>P3s</b> –Picnic Collage <b>3s</b> –Scissor Skills <b>PKs</b> –Capital & Lowercase <b>Sch</b> –Heads Up 7up 	<b>25</b> <b>Ts</b> –Have Smores <b>2s</b> –Handprint Caldron <b>P3s</b> –Picnic outside <b>3s</b> –Swipe Painting <b>PKs</b> –Dot Dot O <b>Sch</b> –Firefly Jars 	<b>26</b> <b>Picture Day</b> <b>Dress Sharp and Smile Big</b> 
<b>29</b> <b>Ts</b> –Quack Quack School is Back <b>2s</b> –Fingerpaint Ghost <b>P3s</b> –Review Letter A <b>3s</b> –My favorite food is... <b>PKs</b> –Intro to Letter A <b>Sch</b> –Twister 	<b>30</b> <b>Ts</b> –Bug Jar <b>2s</b> –Paperplate Moon <b>P3s</b> –Review #'s 1,2,3 <b>3s</b> –Rainbow Square <b>PKs</b> –Words that start with A <b>Sch</b> –Candyland 			<b>BEDTIME ROUTINE CHART</b> ① TAKE BATH ② BRUSH TEETH ③ PUT ON JAMMIES ④ STORY TIME ⑤ HUGS 