

# Grow Glass and Ply

## COLOUR CARD

Laminated Glass partition for workstations




No. 11, Assessment No. 13/1, Opp. Anil Palace  
(Behind Stone Factory), Kachohalli Industrial Area,  
Dasanapura Hobali, Bangalore - 560091.  
E: [growglassandply@gmail.com](mailto:growglassandply@gmail.com)

**Mob.: 8217413265**




**Grow Glass and Ply**

## **Colour Card**




**1 TANGERINE ORANGE**



**2 SUPER WHITE**




**3 APPLE GREEN**



**4 AQUA MARINE**



**5 BLACK**



**6 CANARY YELLOW**

*\*Please Note:- The shades displayed on this catalog are indicative only and may vary from the actual colours due to variance in monitor calibration and resolutions as well as screen settings*






**Grow Glass and Ply**

## **Colour Card**




**7 CASIS PURPLE**



**8 CRYSTAL WHITE**



**9 DARK LAVENDER**



**10 DARK RED**



**11 ERUO BRONZE**



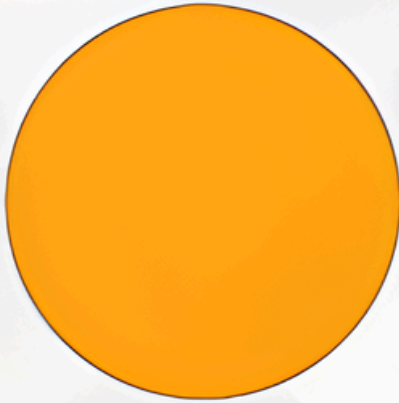
**12 FLAME RED**

**\*Please Note:-** The shades displayed on this catalog are indicative only and may vary from the actual colours due to variance in monitor calibration and resolutions as well as screen settings




**Grow Glass and Ply**


## **Colour Card**




**13** SUNNY ORANGE




**14** OCEAN GREEN



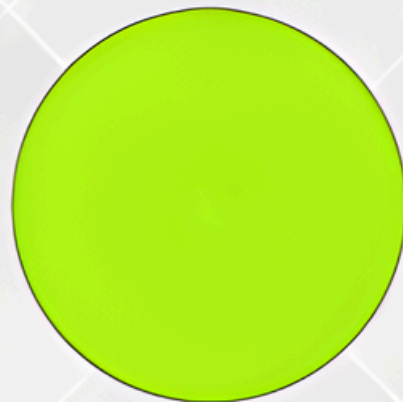
**15** SKY BLUE



**16** MEDITERRANEAN  
BLUE



**17** OLIVE GREEN



**18** GREEN LIME


*\*Please Note:- The shades displayed on this catalog are indicative only and may vary from the actual colours due to variance in monitor calibration and resolutions as well as screen settings*



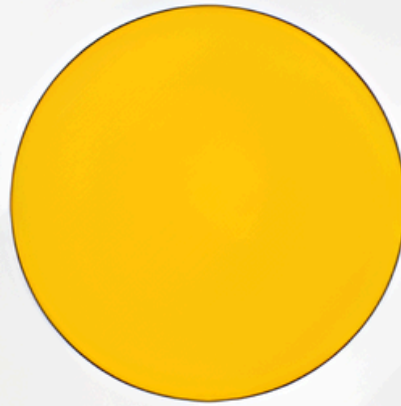


**Grow Glass and Ply**


## **Colour Card**




**19 ORANGE MIST**



**20 SOLAR YELLOW**




**21 AZURE BLUE**



**22 STEEL GREY**



**23 EURO GREY**




**24 TEAL GREEN**

**\*Please Note:-** The shades displayed on this catalog are indicative only and may vary from the actual colours due to variance in monitor calibration and resolutions as well as screen settings




**Grow Glass and Ply**


## **Colour Card**




**25 TURQUOISE BLUE**



**26 AQUA BLUE**




**27 LIGHT GREY**



**28 CREAM**



**29 FROSTED WHITE**



**30 CLASSIC IVORY**

*\*Please Note:- The shades displayed on this catalog are indicative only and may vary from the actual colours due to variance in monitor calibration and resolutions as well as screen settings*






## Colour Card

**Grow Glass and Ply**



**31** DARK BLUE



**32** AMBER



No. 11, Assessment No. 13/1, Opp. Anil Palace  
(Behind Stone Factory), Kachohalli Industrial Area,  
Dasanapura Hobali, Bangalore - 560091.  
E: [growglassandply@gmail.com](mailto:growglassandply@gmail.com)

**Mob.: 8217413265**