



### About the Editors :

**Dr. Mandhata Singh** working as Senior Scientist-cum-Head of ICAR-KVK Deoria Uttar Pradesh. Dr Singh completed MSc (Ag) in Agronomy from ANDUAT Kumarganj Ayodhya in 2005 and Ph.D in Agronomy from Banaras Hindu University Varanasi in 2009. He has more than 15 years of experience in the field of Agronomy. He has visited IRRI, Philippines and CIMMYT, Mexico and handled several national and international project. Dr. Singh published more than 40 Research articles, 15 book chapters, 4 book and attended more than 25 seminar, symposium and conference. Dr. Singh received several national awards and recognition. Associated for development of 3 rice varieties.



**Dr. Ram Gopal** is currently serving as Subject Matter Specialist (Agronomy) at the Directorate of Extension, Acharya Narendra Deua University of Agriculture and Technology, Kumarganj, Ayodhya — 224229 (Uttar Pradesh). He obtained his B.Sc. in Agriculture and Animal Husbandry from Chandra Shekhar Azad University of Agriculture and Technology, Kanpur, in 1998. He completed his M.Sc. in Agronomy from Acharya Narendra Deua University of Agriculture and Technology, Kumarganj, Ayodhya, in 2001, and earned his Ph.D. in Agronomy from CSAUA&T, Kanpur, in 2005. Dr. Gopal has published more than 20 research papers in national and international journals, along with 3 boob chapters and over 100 popular articles. He has received multiple accolades, including two Young Scientist Awards, the Scientist of the Year Award in 2015, and the Outstanding Achievements Award (ECOASPECT-2016). He expresses his heartfelt gratitude and sincere regards to his parents, family members, and wife, whose unwavering support and encouragement have been instrumental in every achievement he has made. He remains deeply indebted to them.



**Dr. Bal Veer Singh** is a dedicated academician and researcher in the field of Agronomy. With a strong educational foundation in agriculture, Dr. Singh earned his Bachelor's and Master's degrees from esteemed institutions, followed by a Ph.D. in Agronomy from the Chandra Shekhar Azad University of Agriculture & Technology (CSAUAT), Kanpur. Dr. Singh has published extensively in national and international peer-reviewed journals, contributing significant insights into crop production, soil health, and agronomy. Notably, he has authored books and manuals on soil fertility, crop production technology, and sustainable agriculture, as well as chapters in academic texts related to advanced agricultural practices. Dr. Singh's career includes several key positions in academia, such as teaching roles at CSAUAT, where he imparts knowledge to undergraduate, postgraduate, and doctoral students. Throughout his career, Dr. Singh has received numerous awards, including the Best Thesis Award for both his M.Sc. and Ph.D. work, the Outstanding Agronomist Award, and recognition as a Young Scientist. His professional efforts continue to shape the future of agronomy, promoting both scientific advancements and practical applications to support sustainable agriculture.



**Dr. Naushad Khan** was born in 1967. Presently, he is working as Professor in the Department of Agronomy, Chandra Shekhar Azad University of Agriculture & Technology, Kanpur-208002 (India). He has about twenty three years experience in teaching, research and extension activities in the department of Agronomy and Agricultural Meteorology unit. He has made outstanding contributions in the field of teaching and research by way of developing more than twenty five agrotechniques for vegetable and field crops. Developed integrated farming system model for small and marginal farmers, crop weather relationship and characterized agroclimatic conditions for Central Plain Zone of Uttar Pradesh. He has published three books, three practical manuals, ten book chapters, 20 technical bulletins, 45 popular articles and more than 65 research paper in several National and International Journals. He participated about 72 National and International conference and delivered many lead and oral presentation. He supervised nearly two dozen PG and Ph.D. students for their thesis works, actively taught UG, PG and Ph.D. students of Agronomy and Agricultural Meteorology subjects. He is a recipient of Dr. APJ Abdul Kalam Gold Medal Award, Rajiv Gandhi Gold Medal Award by GEPR, Chennai, Award of Excellence, 2018 & 2019 for development of Agro-techniques by CSAU, Kanpur; several oral presentation award and best teacher award by Academy for environment and life science. Along with teaching work, Dr. Khan served in AICRP on vegetable, weed management and IFS. Presently he is working Principal Investigatory in "AICRP on Agro- meteorology.



**Dr. Harishankar**, Ph.D. (Ag.), is devoted to education and research activities in Agronomy. Dr Harishankar is an Assistant Professor in Agronomy at the College of Agriculture and Research Station, Jashpur, Indira Gandhi Krishi Vishwavidyalaya, Raipur, Chhattisgarh. He holds a M.Sc. (Ag.) degree in Agronomy from Rajendra Agricultural University Samastipur, Pusa, Bihar; B.Sc. (Ag.) and Ph.D. (Ag.) degree in Agronomy from Indira Gandhi Krishi Vishwavidyalaya Raipur (C.G.). He has 1 year SRF, 1 year Farm Manager and 5 years Subject Matter Specialist (Agronomy) experience. He has received 2 awards from several societies for her outstanding contribution to the relevant discipline. He has published several research papers, book chapters, popular articles and delivered lectures in different farmer's training and radio talks.

#### Address

DVS Scientific Publication.  
TRANSPORT NAGAR, MATHURA,  
UTTAR PRADESH, PIN- 281004.  
India.  
Mobile No. +91-9026375938

SCAN ME



PRINCIPLES OF FIELD CROP PRODUCTION

# Principles of Field Crop Production



EDITORS :  
DR. MANDHATA SINGH  
DR. RAM GOPAL  
BALVEER SINGH  
NAUSHAD KHAN  
DR. HARISHANKAR

# **Principles of Field Crop Production**

**Editors**


**Dr Mandhata Singh**

**Dr. Ram Gopal**

**Balveer Singh**

**Naushad Khan**

**Dr Harishankar**



**DvS Scientific Publication**

# DvS Scientific Publication



**Head Office:-** Murali Kunj Colony, Near Chandra Greens, Society, Transport Nagar, Mathura, Uttar Pradesh, Pin-281004, India.

**MobileNo.:-9026375938**

Email: [bsglobalpublicationhouse@gmail.com](mailto:bsglobalpublicationhouse@gmail.com)

Web: <https://ndglobalpublication.com/>



**Price:- 1001/-**

**© Editors 2025**

*All the chapters given in the book will be copyrighted under editors. No Part of this publication may be re produced, copied or stored in any manager retrieval system, distributed or transmitted in any form or any means including photocopy recording or other electronic method. Without the written permission of editors and publisher.*

No Part of this work covered by the copyright hereon may be reproduced or used in any form or by any means- graphics, electronic or mechanical including but not limited to photocopying, recording, taping, web distribution, information, networks or information storage and retrieval system - without the written permission of the publisher.

- Only Mathura shall be the jurisdiction for any legal dispute.

**Disclaimer:** *The authors are solemnly responsible for the book chapters compiled in this volume. The editors and publisher shall not be responsible for same in any manner for violation of any copyright act and so. Errors if any are purely unintentional and readers are requested to communicate the error to the editors or publishers to avoid discrepancies in future editions.*

## **PREFACE**

The science and art of field crop production stand at the crossroads of tradition and innovation, where age-old agricultural wisdom meets cutting-edge technology. This comprehensive text, *Principles of Field Crop Production*, emerges from the recognition that modern agriculture demands a holistic understanding of crop systems, integrating fundamental biological principles with practical management strategies.

As global population continues to surge and climate patterns shift unpredictably, the importance of efficient, sustainable crop production has never been more critical. This book addresses these contemporary challenges while maintaining a strong foundation in the timeless principles that govern plant growth and development. From the molecular mechanisms of photosynthesis to the complexities of precision agriculture, we explore the full spectrum of knowledge required for successful crop production in the 21st century.

The text is structured to guide readers through a logical progression of concepts, beginning with basic plant biology and soil science, advancing through crop-specific management practices, and culminating in discussions of sustainable intensification and emerging technologies. Each chapter integrates theoretical understanding with practical applications, ensuring readers develop both scientific literacy and field-ready skills.

Special attention has been given to the diverse contexts in which field crops are grown worldwide. While acknowledging the variations in climate, soil, and socioeconomic conditions across regions, we emphasize universal principles that can be adapted to local circumstances. Case studies from different agroecological zones illustrate how core concepts translate into successful practices across varied environments.

This book serves multiple audiences: undergraduate and graduate students seeking comprehensive knowledge of crop production, practicing agronomists and farm managers looking to update their understanding, researchers requiring a reference text, and policymakers needing insight into agricultural systems. Interactive elements, including problem sets, field exercises, and digital resources, enhance the learning experience.

We hope this text will inspire a new generation of agricultural professionals to embrace both the challenges and opportunities in field crop production, contributing to food security while stewarding our natural resources for future generations. The principles presented here form the foundation for innovative solutions to feed our world sustainably.!

**Happy reading and happy gardening!**

**Editors.....□**

## TABLE OF CONTENTS

S.N	CHAPTERS	Page No.
1.	Weed Management in Field Crops	1-18
2.	Disease Management in Field Crops	19-34
3.	Legume and Pulse Crop Production	35-56
4.	Forage Crop Production and Pasture Management	57-72
5.	Economics of Field Crop Production	73-89
6.	Forage Crop Cultivation and Pasture Optimization Techniques	90-107
7.	Crop Harvesting, Storage and Post-Harvest Management	108-123
8.	Economic Sustainability of Field Crop Production Practices	124-139
9.	Economic Decision-Making for Field Crop Growers	140-155
10.	Insect Pest Management	156-172
11.	Sustainable Irrigation Practices: Balancing Water Use Efficiency and Crop Needs	173-191
12.	Weed Control in Agronomic Cropping System	192-207
13.	Soil Microbiology	208-223



## **Weed Management in Field Crops**

**Dr.Janardhan Namdeo Nehul**

*Associate Professor and Head, Department of Botany, Dadapatil Rajale  
Arts and Science Science College, Adinathnagar Tal-Pathardi Dist-  
Ahilyanagar(MS), India ,414505*

**Corresponding Author**

**Dr.Janardhan Namdeo Nehul**

[jnnehul@gmail.com](mailto:jnnehul@gmail.com)

---

### **Abstract**

Effective weed management is critical for optimizing crop yield and quality in field crop production systems. This chapter provides an overview of the principles and practices of integrated weed management, including cultural, mechanical, biological, and chemical control strategies. Key topics covered include the impact of weeds on crop production, weed biology and ecology, prevention and early detection of weed infestations, selection of appropriate control tactics, proper herbicide use, and the development of weed management programs tailored to specific cropping systems. By understanding the fundamentals of weed science and employing a diverse set of control measures, growers can design robust, sustainable, and economically viable weed management plans for their field crops.

**Keywords:** *Integrated Weed Management, Herbicides, Cultural Control, Mechanical Control, Weed Ecology, Crop-Weed Competition*

**Introduction**

Weeds are a major constraint to crop production worldwide, causing significant yield losses, reducing crop quality, and increasing production costs. In India, it is estimated that weeds account for 37% of total losses in field crops, which translates to a staggering Rs. 1,05,000 crores annually [1]. Effective weed management is therefore critical for ensuring food security and improving the livelihoods of farmers.

Weeds compete with crops for essential resources such as light, water, and nutrients, thereby reducing crop growth and yield. They can also serve as alternate hosts for various insect pests and pathogens, further exacerbating crop losses. Moreover, some weeds produce allelopathic compounds that inhibit the growth of neighboring plants [2]. In addition to direct crop losses, weeds increase production costs by necessitating additional labor, equipment, and inputs for their control.

Traditionally, weed management in field crops relied heavily on manual weeding and tillage operations. However, these methods are labor-intensive, time-consuming, and often ineffective against perennial weeds or those with extensive root systems. The advent of herbicides in the mid-20th century revolutionized weed control by providing an efficient and cost-effective means of managing weeds on a large scale [3]. However, the overreliance on herbicides has led to the evolution of herbicide-resistant weeds, environmental contamination, and public health concerns.

In recent years, there has been a paradigm shift towards integrated weed management (IWM), which employs a combination of cultural, mechanical, biological, and chemical control strategies to manage weeds in a sustainable and economically viable manner [4]. IWM is based on a thorough understanding of weed biology and ecology, as well as the principles of crop-

weed competition. It emphasizes the prevention and early detection of weed infestations, the selection of appropriate control tactics based on the specific weed problem and cropping system, and the integration of multiple control measures to achieve long-term weed suppression.

The objective of this chapter is to provide an overview of the principles and practices of weed management in field crops, with a focus on IWM strategies suitable for Indian agriculture. The chapter will cover the impact of weeds on crop production, weed biology and ecology, prevention and early detection techniques, cultural and non-chemical control methods, proper herbicide use, and the development of IWM programs for major field crops grown in India. By understanding the fundamentals of weed science and adopting a holistic approach to weed management, growers can design robust, sustainable, and economically viable weed control strategies for their farms.

### **Impact of Weeds on Crop Production**

Weeds are a major biotic constraint to crop production, causing significant yield losses and reducing crop quality. The extent of crop losses due to weeds depends on several factors, including the weed species, density, time of emergence, duration of competition, and the crop's competitive ability [5]. In general, the earlier the weeds emerge and the longer they compete with the crop, the greater the yield loss.

Studies have shown that uncontrolled weeds can cause yield losses ranging from 20-80% in major field crops grown in India (Table 1). For example, season-long competition by weeds can reduce yields by 35-90% in rice (*Oryza sativa* L.), 30-75% in wheat (*Triticum aestivum* L.), 50-90% in maize (*Zea mays* L.), 40-80% in soybean (*Glycine max* (L.) Merr.), and 30-60% in cotton (*Gossypium hirsutum* L.) [6-10]. These yield losses translate into significant economic losses for farmers and threaten food security.



**Table 1. Yield losses due to weeds in major field crops grown in India.**

Crop	Yield loss (%)
Rice	35-90
Wheat	30-75
Maize	50-90
Soybean	40-80
Cotton	30-60
Sugarcane	20-50
Chickpea	20-40
Pigeon pea	30-60
Groundnut	30-70
Mustard	20-50

Weeds also reduce crop quality by contaminating the harvested product with their seeds, foliage, or other plant parts. For instance, the presence of weed seeds in grain can lower its market value and make it unsuitable for human consumption or export. Weeds can also serve as alternate hosts for various insect pests and pathogens, thereby increasing the incidence of crop damage and necessitating additional pest management measures [11].

Moreover, some weeds produce allelopathic compounds that inhibit the growth and development of neighboring crop plants. Allelopathy is a biological phenomenon where one plant species releases chemical substances into the

environment that influence the growth, survival, and reproduction of other plants [12]. Examples of allelopathic weeds include *Parthenium hysterophorus* L., *Lantana camara* L., and *Ageratum conyzoides* L., which are common in Indian cropping systems [13].

In addition to direct crop losses, weeds increase production costs by requiring additional labor, equipment, and inputs for their control. Manual weeding is a labor-intensive and time-consuming operation that can account for up to 25-30% of the total labor requirement in field crops [14]. The use of herbicides, while more efficient than manual weeding, adds to the input costs and may have unintended environmental and health consequences if not used judiciously.

Therefore, effective weed management is critical for optimizing crop yields, quality, and profitability in field crop production systems. A thorough understanding of weed biology and ecology, coupled with the adoption of integrated weed management strategies, can help growers minimize crop losses due to weeds and ensure sustainable crop production.

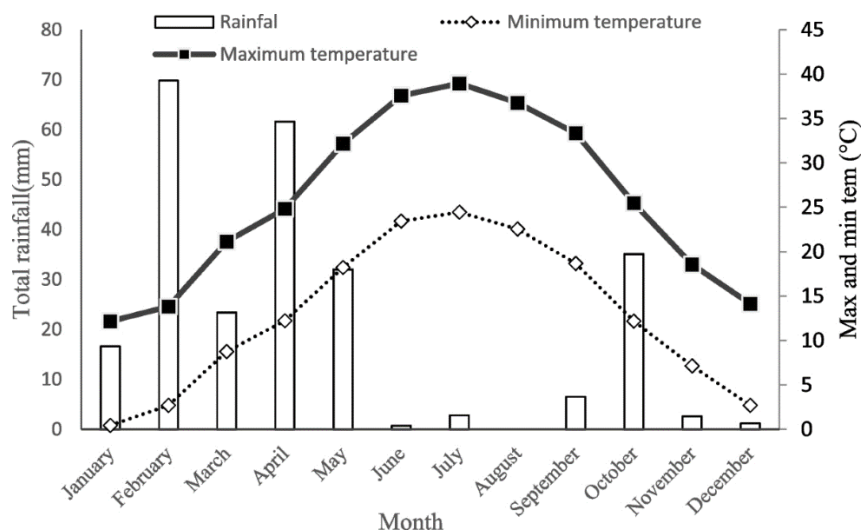
### Weed Biology and Ecology

A thorough understanding of weed biology and ecology is essential for developing effective and sustainable weed management strategies. Weeds are plants that are adapted to disturbed environments and possess unique traits that allow them to thrive in agroecosystems [15]. These traits include:

1. **High fecundity:** Many weed species produce a large number of seeds per plant, which enables them to rapidly colonize new areas and form persistent seed banks in the soil.
2. **Long seed dormancy:** Weed seeds can remain viable in the soil for several years, waiting for favorable conditions to germinate. This trait makes it difficult to eradicate weeds once they have established in a field.

3. **Rapid growth and development:** Weeds often have higher growth rates than crops, allowing them to outcompete crops for resources such as light, water, and nutrients.
4. **Phenotypic plasticity:** Weeds can modify their growth and development in response to environmental cues, such as changes in temperature, moisture, or nutrient availability. This adaptability enables them to thrive in a wide range of conditions.
5. **Herbicide resistance:** Some weed populations have evolved resistance to one or more herbicides due to selection pressure from repeated use of the same herbicide or herbicide mode of action.

**Figure 1. Critical period of weed control (CPWC) in field crops.**



Weed ecology involves the study of how weeds interact with their environment, including the crop, soil, and other organisms in the agroecosystem. Understanding these interactions is crucial for developing integrated weed management strategies that target the most critical stages of the weed life cycle [16].

**Table 2. Common weed species found in major field crops in India.**

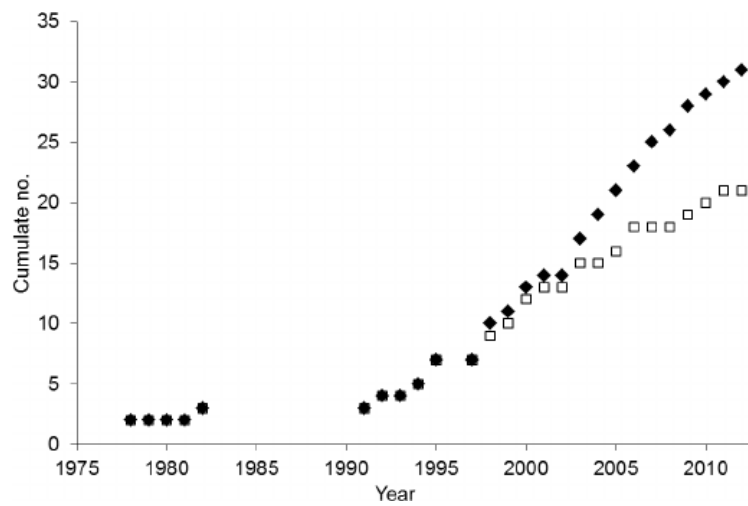
Crop	Major weed species
Rice	<i>Echinochloa</i> spp., <i>Cyperus</i> spp., <i>Caesulia axillaris</i> , <i>Marsilea quadrifolia</i> , <i>Cynodon dactylon</i>
Wheat	<i>Phalaris minor</i> , <i>Avena fatua</i> , <i>Chenopodium album</i> , <i>Rumex dentatus</i> , <i>Melilotus</i> spp.
Maize	<i>Echinochloa colona</i> , <i>Commelina benghalensis</i> , <i>Parthenium hysterophorus</i> , <i>Cyperus rotundus</i> , <i>Cynodon dactylon</i>
Soybean	<i>Amaranthus</i> spp., <i>Euphorbia</i> spp., <i>Ipomoea</i> spp., <i>Echinochloa colona</i> , <i>Cynodon dactylon</i>
Cotton	<i>Amaranthus</i> spp., <i>Cyperus</i> spp., <i>Trianthema portulacastrum</i> , <i>Cynodon dactylon</i> , <i>Digera arvensis</i>

One important aspect of weed ecology is the concept of the critical period of weed control (CPWC). The CPWC is the time interval during which weeds must be controlled to prevent unacceptable yield losses [17]. The CPWC varies depending on the crop, weed species, and environmental conditions, but generally occurs early in the crop growth cycle when the crop is most vulnerable to weed competition (Figure 1).

Another important aspect of weed ecology is the concept of weed seed banks. Weed seed banks are reserves of viable weed seeds in the soil that can persist for several years and germinate when conditions are favorable [18]. Weed seed banks are the primary source of new weed infestations in field crops and can be difficult to manage once established. Therefore, preventing weed

seed production and reducing the size of the weed seed bank are important goals of integrated weed management.

**Figure 2. Number of herbicide-resistant weed biotypes reported worldwide**

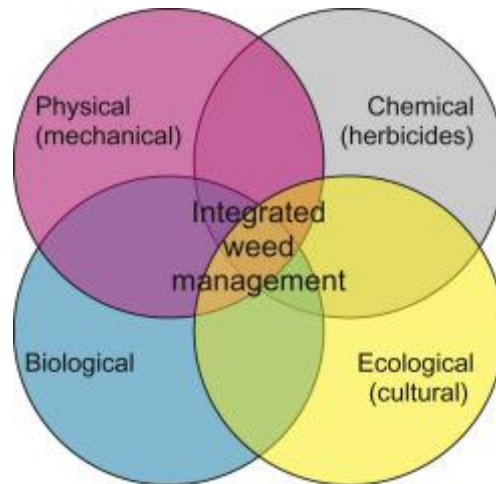


Understanding the biology and ecology of specific weed species is also important for selecting appropriate control measures. For example, annual weeds complete their life cycle in one year and reproduce solely by seeds, while perennial weeds can live for several years and reproduce by both seeds and vegetative structures such as rhizomes, tubers, or stolons [19]. Control strategies that are effective against annual weeds may not be effective against perennial weeds, and vice versa.

Moreover, some weed species are more competitive than others and can cause greater yield losses at lower densities. For instance, *Echinochloa crus-galli* (L.) P. Beauv. (barnyardgrass) is a highly competitive weed in rice that can cause significant yield losses even at low densities [20], while *Amaranthus* spp. (pigweeds) are among the most troublesome weeds in soybean and cotton

due to their rapid growth, high seed production, and resistance to multiple herbicides [21].

**Figure 3. Principles of integrated weed management (IWM).**



By understanding the biology and ecology of weeds, growers can design integrated weed management strategies that target the most critical stages of the weed life cycle, prevent weed seed production, and reduce the size of the weed seed bank over time. This knowledge also helps in selecting the most appropriate control measures for specific weed species and cropping systems.

### **Prevention and Early Detection**

Prevention and early detection are key components of integrated weed management that aim to minimize weed infestations and reduce the need for curative control measures. Prevention involves the use of cultural practices that reduce the introduction and spread of weed seeds and vegetative propagules into a field, while early detection involves monitoring fields regularly to identify and control weed infestations before they become problematic [22].



**Some common prevention practices include:**

1. **Using clean crop seed:** Planting certified crop seed that is free of weed seeds can help prevent the introduction of new weed species into a field.
2. **Cleaning equipment:** Cleaning tillage and harvesting equipment before moving between fields can help prevent the spread of weed seeds and vegetative propagules.
3. **Managing field borders:** Maintaining weed-free field borders and roadsides can help prevent the introduction of weed seeds into a field.
4. **Using cover crops:** Planting cover crops can suppress weed growth by providing competition and shading, and some cover crops may also have allelopathic effects on weeds [23].
5. **Practicing crop rotation:** Rotating crops with different life cycles and management practices can help disrupt the life cycles of specific weed species and prevent their buildup over time.

Early detection involves regularly scouting fields to identify weed infestations when they are still small and easier to control. Scouting should begin early in the growing season and continue throughout the crop growth cycle, with particular attention paid to areas where weeds are likely to emerge, such as field borders, low-lying areas, and areas with a history of weed problems [24].

**Various tools and techniques can be used for early weed detection, including:**

1. **Visual inspection:** Walking fields and visually inspecting crops and weeds is the most common method of scouting. However, this method can be time-consuming and may not detect weeds at very low densities.

2. **Remote sensing:** Remote sensing techniques, such as satellite imagery, aerial photography, and drone-based sensors, can be used to detect weed infestations over large areas [25]. These techniques can detect changes in plant reflectance or thermal signatures that are indicative of weed growth.
3. **Weed mapping:** Mapping the location and density of weed infestations using GPS technology can help track the spread of weeds over time and guide site-specific weed management decisions [26].

Once weed infestations are detected, prompt action should be taken to control them before they can produce seeds or spread vegetatively. The choice of control method will depend on the weed species, density, and growth stage, as well as the crop and environmental conditions. In some cases, spot spraying or hand weeding may be sufficient to control small weed infestations, while larger infestations may require more extensive control measures.

By preventing the introduction and spread of weeds and detecting and controlling infestations early, growers can reduce the impact of weeds on crop yields and quality, and minimize the need for more costly and time-consuming control measures later in the growing season. Prevention and early detection should be integrated with other weed management strategies, such as cultural, mechanical, and chemical control, to achieve long-term weed suppression.

### **Cultural and Non-Chemical Control Methods**

Cultural and non-chemical control methods are an important component of integrated weed management that aim to suppress weed growth and reduce the need for herbicides. These methods involve manipulating the crop environment to create conditions that are unfavorable for weed growth, while promoting crop growth and competitiveness [27].

**Some common cultural and non-chemical control methods include:**

1. **Crop competition:** Selecting crop varieties that are well-adapted to the local environment and have traits such as early vigor, rapid canopy closure, and allelopathic potential can help suppress weed growth by providing competition for resources [28].
2. **Planting density and row spacing:** Increasing crop planting density and reducing row spacing can help shade out weeds and reduce their growth and seed production [29].
3. **Fertilizer placement:** Banding fertilizer near the crop row can provide a competitive advantage to the crop over weeds and reduce weed growth [30].
4. **Mulching:** Applying organic mulches, such as straw or compost, can suppress weed growth by blocking light and creating a physical barrier [31]. Plastic mulches can also be used in some crops to control weeds and conserve soil moisture.
5. **Intercropping:** Planting two or more crops together can help suppress weeds by providing competition and shading, and may also have other benefits such as improved soil health and pest management [32].
6. **Mechanical control:** Tillage, mowing, and hand weeding are mechanical control methods that can be used to physically remove or suppress weeds. However, these methods can also have unintended consequences, such as soil erosion, moisture loss, and disturbance of beneficial organisms [33].
7. **Thermal control:** Flame weeding and steam weeding are thermal control methods that use heat to kill weeds. These methods are most effective on small, annual weeds and can be used as a non-chemical alternative to herbicides in some crops [34].

8. **Biological control:** Biological control involves the use of natural enemies, such as insects, pathogens, or grazing animals, to suppress weed populations. While not widely used in field crops, biological control can be an effective method for managing some perennial weeds and invasive species [35].

The effectiveness of cultural and non-chemical control methods depends on the specific weed species, crop, and environmental conditions. In general, these methods are most effective when used in combination with other weed management strategies, such as prevention, early detection, and chemical control.

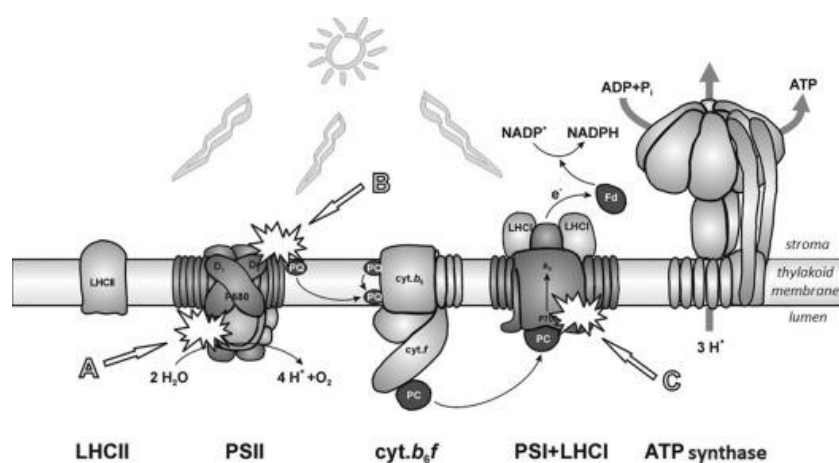
For example, a study in India found that integrating cultural practices such as stale seedbed preparation, hand weeding, and intercropping with herbicides reduced weed density and biomass by 80-90% and increased rice yields by 20-30% compared to herbicides alone [36]. Another study found that combining crop rotation, cover crops, and mechanical control reduced weed seed banks by 70-80% over a four-year period in a soybean-wheat cropping system [37].

However, cultural and non-chemical control methods also have some limitations and challenges. For instance, mechanical control can be labor-intensive and time-consuming, and may not be feasible in large-scale farming operations. Biological control agents may take several years to establish and provide effective control, and may also have unintended impacts on non-target species [38].

Therefore, the selection and integration of cultural and non-chemical control methods should be based on a thorough understanding of the weed biology and ecology, as well as the specific crop and environmental conditions. By using these methods in combination with other weed management strategies, growers can develop sustainable and economically viable weed

control programs that reduce the reliance on herbicides and promote long-term weed suppression.

**Figure 4. Schematic representation of the mode of action of common herbicides used in field crops.**



## Conclusion

Weeds are a major biotic constraint to crop production in India, causing significant yield losses and increasing production costs. Effective weed management is critical for ensuring food security, improving the livelihoods of farmers, and protecting the environment. Integrated weed management (IWM) is a holistic approach to weed control that combines multiple tactics, such as cultural, mechanical, biological, and chemical methods, to manage weeds in an economically and environmentally sustainable manner.

## References

- [1] Gharde, Y., Singh, P. K., Dubey, R. P., & Gupta, P. K. (2018). Assessment of yield and economic losses in agriculture due to weeds in India. *Crop Protection*, 107, 12-18.

- 
- [2] Jabran, K., & Chauhan, B. S. (2018). Non-chemical weed control. Academic Press.
- [3] Kraehmer, H., van Almsick, A., Beffa, R., Dietrich, H., Eckes, P., Hacker, E., ... & Streck, H. J. (2014). Herbicides as weed control agents: state of the art: II. Recent achievements. *Plant Physiology*, 166(3), 1132-1148.
- [4] Swanton, C. J., & Weise, S. F. (1991). Integrated weed management: the rationale and approach. *Weed Technology*, 5(3), 657-663.
- [5] Zimdahl, R. L. (2007). *Fundamentals of weed science*. Academic Press.
- [6] Singh, M., Bhullar, M. S., & Chauhan, B. S. (2015). Influence of tillage, cover cropping, and herbicides on weeds and productivity of dry direct-seeded rice. *Soil and Tillage Research*, 147, 39-49.
- [7] Kumar, V., & Ladha, J. K. (2011). Direct seeding of rice: recent developments and future research needs. In *Advances in agronomy* (Vol. 111, pp. 297-413). Academic Press.
- [8] Chauhan, B. S., & Johnson, D. E. (2010). The role of seed ecology in improving weed management strategies in the tropics. *Advances in Agronomy*, 105, 221-262.
- [9] Chauhan, B. S., Singh, R. G., & Mahajan, G. (2012). Ecology and management of weeds under conservation agriculture: a review. *Crop Protection*, 38, 57-65.
- [10] Chauhan, B. S. (2020). Grand challenges in weed management. *Frontiers in Agronomy*, 1, 3.
- [11] Bajwa, A. A., Chauhan, B. S., Farooq, M., Shabbir, A., & Adkins, S. W. (2016). What do we really know about alien plant invasion? A review of the invasion mechanism of one of the world's worst weeds. *Planta*, 244(1), 39-57.



- [12] Jabran, K., Mahajan, G., Sardana, V., & Chauhan, B. S. (2015). Allelopathy for weed control in agricultural systems. *Crop Protection*, 72, 57-65.
- [13] Tanveer, A., Jabbar, M. K., Kahliq, A., Matloob, A., Abbas, R. N., & Javaid, M. M. (2012). Allelopathic effects of aqueous and organic fractions of *Euphorbia dracunculoides* Lam. on germination and seedling growth of chickpea and wheat. *Chilean journal of agricultural research*, 72(4), 495-501.
- [14] Chauhan, B. S., & Opeña, J. (2013). Effect of tillage systems and herbicides on weed emergence, weed growth, and grain yield in dry-seeded rice systems. *Field Crops Research*, 137, 56-69.
- [15] Chauhan, B. S., Matloob, A., Mahajan, G., Aslam, F., Florentine, S. K., & Jha, P. (2017). Emerging challenges and opportunities for education and research in weed science. *Frontiers in Plant Science*, 8, 1537.
- [16] Mahajan, G., & Chauhan, B. S. (2013). The role of cultivars in managing weeds in dry-seeded rice production systems. *Crop Protection*, 49, 52-57.
- [17] Knezevic, S. Z., Evans, S. P., Blankenship, E. E., Van Acker, R. C., & Lindquist, J. L. (2002). Critical period for weed control: the concept and data analysis. *Weed Science*, 50(6), 773-786.
- [18] Chauhan, B. S., & Johnson, D. E. (2010). The role of seed ecology in improving weed management strategies in the tropics. *Advances in Agronomy*, 105, 221-262.
- [19] Zimdahl, R. L. (2007). *Fundamentals of weed science*. Academic Press.
- [20] Chauhan, B. S., & Johnson, D. E. (2011). Row spacing and weed control timing affect yield of aerobic rice. *Field Crops Research*, 121(2), 226-231.
- [21] Chauhan, B. S. (2012). Weed ecology and weed management strategies for dry-seeded rice in Asia. *Weed Technology*, 26(1), 1-13.

- 
- [22] Chauhan, B. S. (2020). Grand challenges in weed management. *Frontiers in Agronomy*, 1, 3.
- [23] Liebman, M., & Gallandt, E. R. (1997). Many little hammers: ecological management of crop-weed interactions. In *Ecology in agriculture* (pp. 291-343). Academic Press.
- [24] Swanton, C. J., Mahoney, K. J., Chandler, K., & Gulden, R. H. (2008). Integrated weed management: knowledge-based weed management systems. *Weed Science*, 56(1), 168-172.
- [25] López-Granados, F. (2011). Weed detection for site-specific weed management: mapping and real-time approaches. *Weed Research*, 51(1), 1-11.
- [26] Christensen, S., Sogaard, H. T., Kudsk, P., Nørremark, M., Lund, I., Nadimi, E. S., & Jørgensen, R. (2009). Site-specific weed control technologies. *Weed Research*, 49(3), 233-241.
- [27] Chauhan, B. S., Singh, R. G., & Mahajan, G. (2012). Ecology and management of weeds under conservation agriculture: a review. *Crop Protection*, 38, 57-65.
- [28] Andrew, I. K., Storkey, J., & Sparkes, D. L. (2015). A review of the potential for competitive cereal cultivars as a tool in integrated weed management. *Weed Research*, 55(3), 239-248.
- [29] Weiner, J., Andersen, S. B., Wille, W. K. M., Griepentrog, H. W., & Olsen, J. M. (2010). Evolutionary Agroecology: the potential for cooperative, high density, weed-suppressing cereals. *Evolutionary Applications*, 3(5-6), 473-479.
- [30] Blackshaw, R. E., Molnar, L. J., & Janzen, H. H. (2004). Nitrogen fertilizer timing and application method affect weed growth and competition with spring wheat. *Weed Science*, 52(4), 614-622.

- [31] Bajwa, A. A., Mahajan, G., & Chauhan, B. S. (2015). Nonconventional weed management strategies for modern agriculture. *Weed Science*, 63(4), 723-747.
- [32] Liebman, M., & Dyck, E. (1993). Crop rotation and intercropping strategies for weed management. *Ecological applications*, 3(1), 92-122.
- [33] Cloutier, D. C., Van der Weide, R. Y., Peruzzi, A., & Leblanc, M. L. (2007). Mechanical weed management. In *Non-chemical weed management: principles, concepts and technology* (pp. 111-134). CABI.
- [34] Melander, B., Rasmussen, I. A., & Bàrberi, P. (2005). Integrating physical and cultural methods of weed control--examples from European research. *Weed Science*, 53(3), 369-381.
- [35] Hatcher, P. E., & Melander, B. (2003). Combining physical, cultural and biological methods: prospects for integrated non-chemical weed management strategies. *Weed research*, 43(5), 303-322.
- [36] Bastiaans, L., Paolini, R., & Baumann, D. T. (2008). Focus on ecological weed management: what is hindering adoption?. *Weed Research*, 48(6), 481-491.
- [37] Bhullar, M. S., Kumar, S., Kaur, S., Kaur, T., Singh, J., Yadav, R., & Chauhan, B. S. (2015). Management of complex weed flora in dry-seeded rice. *Crop Protection*, 74, 6-12.
- [38] Singh, M., Bhullar, M. S., & Chauhan, B. S. (2015). Influence of tillage, cover cropping, and herbicides on weeds and productivity of dry direct-seeded rice. *Soil and Tillage Research*, 147, 39-49.

## **Disease Management in Field Crops**

**<sup>1</sup>Dr. Anupam Kumari, <sup>2</sup>Dr. J. N. Srivastava, <sup>3</sup>Dr. Srujani Behera and <sup>4</sup>Dr. Paritosh Kumar**

*<sup>1</sup>Asstt. Prof. -cum- Jr. Scientist, BPSAC, Purnea (BAU, Sabour), Bihar*

*<sup>2</sup>Associate Professor -Cum- Sr. Scientist (Plant Pathology) Department of Plant Pathology Bihar Agricultural University, Sabour, Bhagalpur, Bihar*

*<sup>3</sup>Asst. Prof. (Plant Pathology), College of Agriculture, Bhawanipatna, Odisha University of Agriculture and Technology*

*<sup>4</sup>Assistant Professor-cum-Junior Scientist Jute Research Station, Katihar Bihar Agricultural University, Sabour, Bhagalpur, Bihar*

**Corresponding Author**

**<sup>1</sup>Dr. Anupam Kumari**

[anupamplantpatho@gmail.com](mailto:anupamplantpatho@gmail.com)

### **Abstract**

Effective disease management is crucial for sustainable field crop production. This chapter provides an overview of key principles and strategies for managing diseases in major field crops. It covers the importance of accurate disease diagnosis, cultural practices like crop rotation and sanitation, host plant resistance, biological control agents, and judicious use of chemical fungicides. Integrated disease management programs that combine multiple tactics for an economical and environmentally sound approach are emphasized. Emerging technologies such as molecular diagnostics and precision agriculture tools for disease monitoring and management are also discussed. By implementing proactive, integrated disease management plans, farmers can minimize yield losses and ensure sustainable field crop production.

**Keywords:** *Integrated Disease Management, Plant Pathology, Crop Protection, Sustainable Agriculture, Fungicides, Host Resistance*

## Introduction

Diseases are a major constraint to field crop production worldwide, causing significant yield losses and reduced quality. Crops are susceptible to various fungal, bacterial, viral, and nematode pathogens that can infect leaves, stems, roots, and fruit. Disease outbreaks occur when a virulent pathogen infects a susceptible host crop under favorable environmental conditions. Effective disease management relies on accurate diagnosis of the causal agent and a thorough understanding of its biology and epidemiology.

Historically, farmers have relied heavily on chemical fungicides to control crop diseases. However, the widespread use of fungicides has led to issues such as development of fungicide resistance in pathogen populations, non-target effects on beneficial organisms, and environmental and human health concerns. Increasingly, the focus has shifted to integrated disease management (IDM) approaches that combine cultural practices, host plant resistance, biological control, and judicious use of fungicides.

Cultural practices are the foundation of any IDM program. This includes crop rotation to break disease cycles, planting disease-free seed, sanitation to remove infected crop residues, and altering planting dates or spacing to create less favorable conditions for disease development. Proper irrigation and fertilization practices to promote optimum but not excessive crop growth are also important.

Host plant resistance is the most economical and environmentally friendly approach to managing diseases. Resistance can be complete, where the plant is immune to infection, or partial, where disease develops more slowly. Resistance genes from wild crop relatives or other sources can be introgressed into elite cultivars through conventional breeding or genetic engineering. However, the use of resistant cultivars must be managed carefully, as

deployment of a single resistance gene over large areas can lead to selection of pathogen variants that overcome resistance.

Biological control using microorganisms that are natural enemies of pathogens is another promising approach. Antagonistic fungi and bacteria can inhibit pathogens through competition, parasitism, or antibiosis. Some biological control agents also induce systemic resistance in the host plant. Commercial formulations of biocontrol agents are now available for certain pathogens. Biopesticides based on plant extracts or other natural products are also being developed as alternatives to synthetic fungicides.

Despite the availability of other management tools, fungicides remain an important component of many IDM programs. Fungicides are particularly useful for controlling diseases in high-value crops, under heavy disease pressure, or when other tactics are insufficient. However, fungicides should be used judiciously, only when necessary, and in a manner that minimizes selection for fungicide resistance. Rotating fungicides with different modes of action, using mixtures, and applying them preventatively or at critical times based on disease forecasting models are important anti-resistance strategies.

Emerging technologies are providing new tools for disease monitoring and management. Molecular diagnostic tools such as PCR, ELISA, and DNA arrays allow rapid and specific detection and identification of pathogens. Remote sensing using drones, satellites or ground-based sensors can help monitor diseases at the field or regional scale. Precision agriculture tools such as GPS guidance and variable rate sprayers enable site-specific fungicide applications based on disease risk.



## 2. Disease Diagnosis and Monitoring

### 2.1 Importance of Accurate Diagnosis

Accurate diagnosis of plant diseases is the cornerstone of any successful disease management program. Misdiagnosis can lead to ineffective control measures, wasted resources, and continued spread of the disease. Diagnosis involves identifying the causal agent (pathogen), understanding the conditions that favor disease development, and assessing the potential for economic loss.

### 2.2 Field Scouting and Monitoring

Regular field scouting is essential for early detection and monitoring of diseases. Scouting involves systematically walking through a field and inspecting plants for symptoms such as leaf spots, blights, wilts, or stunting. The incidence (number of infected plants) and severity (percentage of plant tissue affected) of disease should be recorded. Disease monitoring can also be done using sticky traps, spore traps, or weather-based disease risk models.

### 2.3 Diagnostic Tools

**A variety of tools are available for diagnosing plant diseases:**

- **Visual inspection:** Many diseases can be diagnosed based on characteristic symptoms and signs (pathogen structures) visible with the naked eye or a hand lens.
- **Microscopy:** Light microscopy can be used to examine fungal spores and other structures. Electron microscopy provides higher resolution for detailed examination of virus particles or bacterial cells.
- **Culturing:** Fungi and bacteria can be isolated from infected plant tissue and cultured on artificial media for identification based on colony morphology and other characteristics.

- **Serology:** Serological tests such as ELISA (enzyme-linked immunosorbent assay) use antibodies to detect pathogen proteins. These tests are particularly useful for diagnosing viral diseases.
- **Molecular tools:** PCR (polymerase chain reaction) and other DNA-based methods allow sensitive detection and identification of pathogens based on their genetic sequences.

**Figure 1. Remote sensing technologies for detecting and mapping crop diseases.**



## 2.4 Remote Sensing and Precision Agriculture

Remote sensing technologies such as satellite imagery, aerial photography, and spectral reflectance can be used to detect and map disease outbreaks over large areas. Spectral sensors mounted on drones or ground-based vehicles can detect changes in plant health before symptoms are visible to the human eye. These tools can help target disease management efforts to specific areas of a field.

### **3. Cultural Practices for Disease Management**

#### **3.1 Crop Rotation**

Crop rotation involves planting different crops in a field over successive seasons. It is one of the oldest and most effective cultural practices for managing soilborne and residue-borne diseases. Rotations break the disease cycle by removing the host crop and allowing time for pathogen populations to decline. Ideal rotation crops are non-hosts or poor hosts of the target pathogen. The length of rotation needed depends on the survival ability of the pathogen.

#### **3.2 Sanitation**

Sanitation involves removing or destroying infected crop residues that can serve as a source of inoculum for the next crop. Tillage buries crop residue and speeds up its decomposition. Removing volunteer plants and weeds that may be alternative hosts is also important. Equipment should be cleaned between fields to avoid spreading pathogens.

#### **3.3 Planting Practices**

Practices such as altering planting dates, plant spacing, or row orientation can create conditions less favorable for disease development. For example, planting dates can be adjusted to avoid periods of high inoculum production or favorable weather. Wider plant spacing improves air circulation and reduces humidity in the crop canopy. Orienting rows parallel to the prevailing wind direction can also promote drying of foliage.

#### **3.4 Irrigation and Fertilization**

Proper irrigation practices can minimize periods of leaf wetness that favor infection. Drip irrigation or furrow irrigation keeps foliage dry compared to overhead sprinklers. Avoiding excessive nitrogen fertilization reduces succulent growth that is more susceptible to disease. Balanced soil fertility

promotes overall plant health and reduces stress that can predispose crops to disease.

#### **4. Host Plant Resistance**

##### **4.1 Types of Resistance**

Host plant resistance is the ability of a crop cultivar to limit the growth and/or development of a pathogen. There are two main types of resistance:

- **Qualitative (vertical) resistance** is controlled by one or a few major genes. It provides complete resistance to specific pathogen races but may be quickly overcome by new races.
- **Quantitative (horizontal) resistance** is controlled by many genes, each with a small effect. It provides partial resistance that slows disease progress. Quantitative resistance is more durable as it is effective against all races of a pathogen.

##### **4.2 Breeding for Resistance**

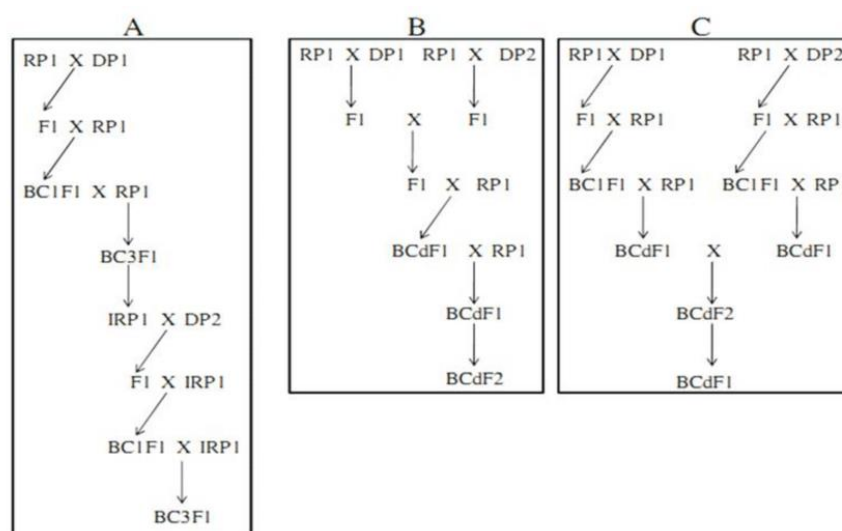
Resistance genes can be introduced into crop cultivars through conventional breeding or genetic engineering. The first step is to identify sources of resistance in wild crop relatives, landraces, or other germplasm. Resistance is then introgressed into elite breeding lines through repeated cycles of crossing and selection. Marker-assisted selection using DNA markers linked to resistance genes can accelerate breeding efforts. Genetic engineering allows direct transfer of resistance genes from any source into crops.

##### **4.3 Deploying Resistant Cultivars**

Proper deployment of resistant cultivars is critical for durability. Widespread planting of a single cultivar with a major resistance gene can lead to rapid selection of pathogen variants that overcome the gene. Strategies for delaying resistance breakdown include:

- **Gene pyramiding:** Combining multiple resistance genes in a single cultivar.
- **Multiline cultivars:** Mixtures of cultivars each carrying a different resistance gene.
- **Gene rotation:** Rotating cultivars with different resistance genes over time.
- **Refugia:** Planting susceptible cultivars to maintain pathogen populations that are avirulent on resistant cultivars.

**Figure 2. Gene pyramiding combines multiple resistance genes in a single cultivar to provide more durable resistance.**



## 5. Biological Control

### 5.1 Mechanisms of Biological Control

Biological control is the use of living organisms to suppress pest populations and their associated damage. The main mechanisms of biological control of plant pathogens are:

- **Competition:** Biocontrol agents compete with pathogens for nutrients and space.
- **Parasitism:** Some fungi and bacteria directly attack and kill pathogens.
- **Antibiosis:** Biocontrol agents produce antimicrobial compounds that inhibit pathogens.
- **Induced resistance:** Some biocontrol agents trigger defense responses in the host plant, making it more resistant to subsequent pathogen attack.

## 5.2 Types of Biocontrol Agents

- **Antagonistic fungi:** Examples include *Trichoderma* spp. that parasitize other fungi and *Coniothyrium minitans* that attacks sclerotia of *Sclerotinia* spp.
- **Antagonistic bacteria:** Species of *Bacillus*, *Pseudomonas*, and *Streptomyces* are common bacterial biocontrol agents. They often produce antibiotics and induce host resistance.
- **Mycorrhizal fungi:** Arbuscular mycorrhizal fungi colonize plant roots and can induce resistance to root pathogens.
- **Plant growth-promoting rhizobacteria (PGPR):** These bacteria colonize roots and enhance plant growth and health through various mechanisms.

## 5.3 Formulation and Delivery

Biocontrol agents are applied as seed treatments, soil amendments, or foliar sprays. They are formulated as liquids, powders, or granules in combination with carriers and additives for stability and efficacy. Proper formulation and delivery are critical for success, as biocontrol agents must establish and survive in the environment to be effective.

Crop	Disease	Rotation Crops	Years Out of Host
Potato	<i>Verticillium dahliae</i>	Cereals, Corn	3-5
Soybean	<i>Phytophthora sojae</i>	Cereals, Alfalfa	1-2
Wheat	<i>Fusarium graminearum</i>	Canola, Soybean	2-3

**Table 1. Examples of crop rotations for managing soilborne diseases. Adapted from Crop Protection Journal.**

#### 5.4 Biopesticides

Biopesticides are natural substances used for pest control that are derived from animals, plants, microorganisms, or minerals. Biopesticides used for disease control include:

- Plant extracts such as essential oils and saponins that have antifungal properties.
- Microbial products such as fermentation broths or toxins produced by bacteria.
- Biochemical pesticides such as fatty acids or semiochemicals that disrupt

### 6. Chemical Control

#### 6.1 Fungicide Classes and Modes of Action

Fungicides are classified based on their chemical structure and mode of action. The Fungicide Resistance Action Committee (FRAC) has developed a code system for grouping fungicides. Major groups include:

- **Multi-site inhibitors:** Older fungicides like chlorothalonil and mancozeb that disrupt multiple cellular processes. Low risk of resistance.

- **Single-site inhibitors:** Newer fungicides that target a specific metabolic process. Higher risk of resistance.
- **DMI fungicides:** Demethylation inhibitors like triazoles that inhibit sterol biosynthesis.
- **QoI fungicides:** Quinone outside inhibitors like strobilurins that block electron transport in mitochondria.
- **SDHI fungicides:** Succinate dehydrogenase inhibitors like boscalid that disrupt fungal respiration.

**Figure 3. Strategies for managing fungicide resistance in pathogens.**



## 6.2 Fungicide Application Methods

Fungicides are applied as seed treatments, in-furrow or broadcast granules, or foliar sprays. Seed treatments protect against seed- and soil-borne pathogens. Granular fungicides are applied at planting for control of root diseases. Foliar fungicides are applied preventively or at early stages of infection for control of leaf diseases. Proper timing, coverage, and dose are critical for efficacy.



### 6.3 Fungicide Resistance Management

Repeated use of single-site fungicides can select for resistant pathogen populations. Strategies to delay resistance include:

- **Rotating fungicides** with different modes of action across years or within a season.
- **Mixing fungicides** with multi-site inhibitors.
- Using fungicides preventively or according to disease forecasting models, not by calendar.
- Restricting number of applications per season.
- Integrating fungicides with cultural and biological controls in an IDM program.

## 7. Integrated Disease Management

### 7.1 Principles of IDM

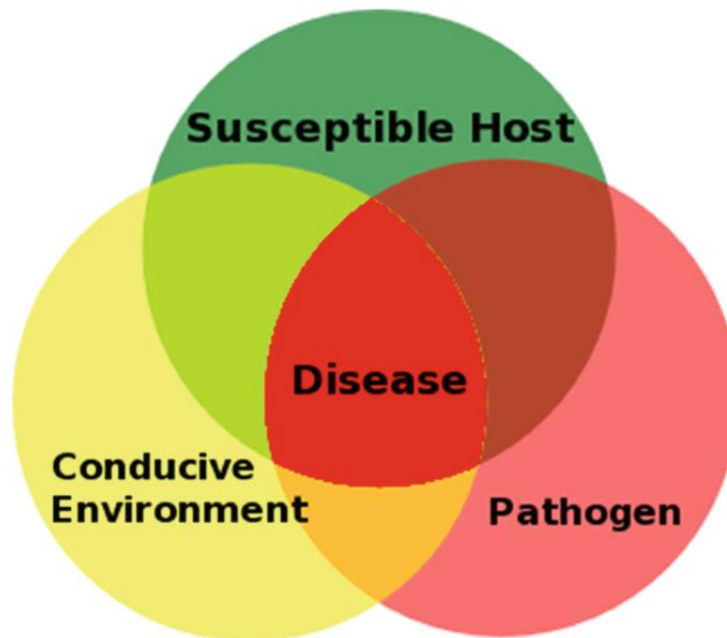
Integrated disease management (IDM) is an approach that combines multiple tactics to manage diseases in an economical and environmentally sustainable manner. The goal is to keep disease pressure below an economic threshold while minimizing negative impacts on non-target organisms and the environment. IDM programs are knowledge-intensive and require an understanding of the interactions between the crop, pathogens, and the environment.

**Key principles of IDM include:**

- Basing control decisions on regular monitoring and accurate diagnosis.
- Deploying resistant cultivars as the first line of defense.
- Using cultural practices to reduce pathogen populations and create conditions unfavorable for disease.

- Preserving and enhancing populations of natural enemies.
- Applying fungicides judiciously, only when necessary.
- Integrating multiple tactics in a complementary manner.

**Figure 4. Key components of an integrated disease management program.**



## 7.2 Components of an IDM Program

**An effective IDM program includes the following components:**

1. **Risk assessment:** Evaluating the potential for disease based on field history, crop cultivar, weather conditions, and other factors.
2. **Monitoring:** Regular scouting to detect diseases early and track their progress over time.
3. **Thresholds:** Establishing action thresholds based on disease incidence and severity, crop growth stage, and potential for economic loss.

4. **Cultural controls:** Implementing practices such as crop rotation, sanitation, and planting resistant cultivars to reduce disease pressure.
5. **Biological controls:** Conserving natural enemies and applying biocontrol agents when appropriate.
6. **Chemical controls:** Using fungicides judiciously, based on thresholds and resistance management guidelines.
7. **Record keeping:** Documenting disease levels, control actions, and outcomes to guide future decisions.

Biocontrol Agent	Target Pathogen/Disease	Crop	Mechanism
<i>Trichoderma harzianum</i>	<i>Fusarium</i> , <i>Pythium</i> , <i>Rhizoctonia</i>	Various	Competition, mycoparasitism, antibiosis, induced resistance
<i>Bacillus subtilis</i>	<i>Rhizoctonia</i> , <i>Fusarium</i> , <i>Alternaria</i>	Vegetables, Ornamentals	Antibiosis, induced resistance
<i>Coniothyrium minitans</i>	<i>Sclerotinia sclerotiorum</i>	Canola, Sunflower, Soybean	Mycoparasitism of sclerotia

**Table 2. Examples of commercially available biocontrol agents and their target pathogens/crops. Adapted from Biocontrol Science and Technology Journal.**

Fungicide Group	Mode of Action	Chemical Classes	Risk of Resistance
Multi-site inhibitors	Disrupt multiple cellular processes	Chloronitriles, Dithiocarbamates	Low
Demethylation inhibitors (DMI)	Inhibit sterol biosynthesis	Triazoles, Imidazoles	Medium
Quinone outside inhibitors (QoI)	Block electron transport in mitochondria	Strobilurins	High
Succinate dehydrogenase inhibitors (SDHI)	Disrupt fungal respiration	Pyrazole-carboxamides, Phenyl-benzamides	Medium to High

**Table 3. Major groups of fungicides, their modes of action, and resistance risk. Adapted from Fungicide Resistance Action Committee (FRAC) guidelines.**

### Conclusions

Effective management of field crop diseases is critical for sustainable food production and global food security. Integrated disease management approaches that combine cultural practices, host resistance, biological control, and judicious fungicide use are needed to minimize crop losses while reducing reliance on chemicals. Accurate diagnosis and regular monitoring are essential for guiding management decisions.

**References**

- [1] Heydari, A., & Pessarakli, M. (2010). A review on biological control of fungal plant pathogens using microbial antagonists. *Journal of Biological Sciences*, 10(4), 273-290.
- [2] Jacobsen, B. J. (1997). Role of plant pathology in integrated pest management. *Annual Review of Phytopathology*, 35(1), 373-391.
- [3] Jørgensen, L. N., van den Bosch, F., Oliver, R. P., Heick, T. M., & Paveley, N. (2017). Targeting fungicide inputs according to need. *Annual Review of Phytopathology*, 55, 181-203.
- [4] Lamichhane, J. R., Dachbrodt-Saaydeh, S., Kudsk, P., & Messéan, A. (2015). Toward a reduced reliance on conventional pesticides in European agriculture. *Plant Disease*, 100(1), 10-24.
- [5] Mahlein, A. K. (2016). Plant disease detection by imaging sensors—parallels and specific demands for precision agriculture and plant phenotyping. *Plant Disease*, 100(2), 241-251.
- [6] Oerke, E. C. (2006). Crop losses to pests. *Journal of Agricultural Science*, 144(1), 31-43.
- [7] Pistrup-Andersen, P. (2000). The future world food situation and the role of plant diseases. *Canadian Journal of Plant Pathology*, 22(4), 321-331.
- [8] Savary, S., Ficke, A., Aubertot, J. N., & Hollier, C. (2012). Crop losses due to diseases and their implications for global food production losses and food security. *Food Security*, 4(4), 519-537.

## CHAPTER - 3

ISBN:- 978-93-6688-163-8

# Legume and Pulse Crop Production

**Dr Samborlang K Wanniang**

*Assistant Professor (Agronomy) College of Agriculture (Central Agricultural University Imphal) Kyrdemkulai, Ri-Bhoi district, Meghalaya*

**Corresponding Author**  
**Dr Samborlang K Wanniang**

### Abstract

Legumes and pulses are important food crops that play a vital role in global agriculture, food security, and human nutrition. This chapter provides an overview of the major legume and pulse crops, including their botany, growth requirements, production practices, and utilization. Key topics covered include the significance of these crops, their adaptation to various agro-climatic conditions, cultivation techniques, pest and disease management, and post-harvest processing. The chapter also discusses the role of legumes in sustainable agriculture, soil health, and crop rotations. Additionally, it highlights the nutritional benefits of pulses and their potential in addressing malnutrition and promoting food security in developing countries. The information presented in this chapter is essential for students, researchers, and agricultural professionals interested in the production and utilization of legume and pulse crops.

**Keywords:** *Legumes, Pulses, Crop Production, Agronomy, Nutrition, Sustainability*

## Introduction

Legumes and pulses are members of the Fabaceae or Leguminosae family, which is the third-largest family of flowering plants, consisting of over 18,000 species [1]. These crops are grown worldwide and play a crucial role in human nutrition, animal feed, and sustainable agriculture. Legumes are known for their unique ability to fix atmospheric nitrogen through a symbiotic relationship with rhizobia bacteria, making them an essential component of crop rotations and soil fertility management [2].

Pulses, a subset of legumes, are edible seeds that are harvested from pods. They are rich in protein, fiber, vitamins, and minerals, making them a vital source of nutrition for millions of people, particularly in developing countries [3]. The most widely cultivated pulse crops include chickpeas (*Cicer arietinum* L.), lentils (*Lens culinaris* Medik.), dry beans (*Phaseolus* spp.), dry peas (*Pisum sativum* L.), and cowpeas (*Vigna unguiculata* (L.) Walp.) [4].

In addition to pulses, legumes also include important oilseed crops such as soybeans (*Glycine max* (L.) Merr.) and peanuts (*Arachis hypogaea* L.), as well as forage crops like alfalfa (*Medicago sativa* L.) and clovers (*Trifolium* spp.) [5]. These crops serve various purposes, including food, feed, and industrial applications.

The global production of legumes and pulses has been increasing steadily over the past few decades. According to the Food and Agriculture Organization (FAO), the world production of pulses in 2019 was 92 million tonnes, with India being the largest producer, followed by Canada, Myanmar, and China [6]. Soybeans, the most widely grown legume crop, had a global production of 334 million tonnes in 2019, with the United States, Brazil, and Argentina being the top producers [7].

**Table 1. Global production of major legume and pulse crops in 2019**

Crop	Production (million tonnes)
Soybeans	334.0
Dry beans	30.4
Chickpeas	15.1
Dry peas	14.2

Despite their importance, legume and pulse crops face several challenges, including biotic and abiotic stresses, limited genetic diversity, and inadequate investment in research and development [8]. Climate change, pest and disease outbreaks, and soil degradation pose significant threats to the production and productivity of these crops [9]. Therefore, it is essential to develop and adopt sustainable production practices, improve crop varieties, and enhance the resilience of legume-based farming systems.

## **2. Botany and Classification**

### **2.1. Taxonomic Classification**

Legumes and pulses belong to the Fabaceae or Leguminosae family, which is divided into three subfamilies: Caesalpinioideae, Mimosoideae, and Papilionoideae [10]. The Papilionoideae subfamily contains most of the economically important legume crops, including pulses, oilseeds, and forages [11]. The classification of legumes is based on their morphological characteristics, such as leaf structure, flower shape, and pod type [12].



**Table 2. Nutritional composition of selected legume and pulse crops (per 100 g)**

<b>Crop</b>	<b>Energy (kcal)</b>	<b>Protein (g)</b>	<b>Fat (g)</b>	<b>Carbohydrates (g)</b>	<b>Fiber (g)</b>
Chickpeas	378	20.5	6.0	62.9	12.2
Lentils	352	24.6	1.1	63.4	10.7
Dry beans	347	21.4	1.5	62.4	15.2
Dry peas	352	23.8	1.2	63.7	10.4

## **2.2. Morphology and Growth Habits**

Legume plants exhibit a wide range of morphological diversity, with growth habits ranging from annual herbs to perennial trees [13]. Most pulse crops are annual herbaceous plants with a taproot system and compound leaves [14]. The leaves are usually alternate and stipulate, with leaflets arranged in a pinnate or palmate manner [15].

Legume flowers are typically zygomorphic, with five petals forming a distinctive papilionaceous corolla [16]. The flowers are usually arranged in racemes or spikes and are self-pollinated or cross-pollinated depending on the species [17]. After fertilization, the ovary develops into a pod (legume) containing the seeds [18].

## **2.3. Nitrogen Fixation**

One of the most remarkable features of legumes is their ability to form a symbiotic relationship with rhizobia bacteria, which allows them to fix atmospheric nitrogen [19]. The bacteria reside in root nodules and convert

atmospheric nitrogen (N<sub>2</sub>) into ammonia (NH<sub>3</sub>), which is then utilized by the plant for growth and development [20]. In return, the plant provides the bacteria with carbohydrates and other nutrients [21].

**Table 3. Major insect pests and diseases of legume and pulse crops**

Crop	Insect Pests	Diseases
Chickpeas	Pod borer, aphids, cutworms	Fusarium wilt, ascochyta blight
Lentils	Aphids, thrips, pod borer	Fusarium wilt, stemphylium blight
Dry beans	Bean fly, bean beetle, pod borer	Angular leaf spot, anthracnose
Dry peas	Pea weevil, pea aphid, pea leaf miner	Powdery mildew, ascochyta blight

Nitrogen fixation in legumes is a complex process that involves multiple stages, including nodule formation, infection, and nitrogen assimilation [22]. The efficiency of nitrogen fixation varies among legume species and is influenced by factors such as soil properties, temperature, moisture, and the presence of compatible rhizobia strains [23].

### 3. Major Legume and Pulse Crops

#### 3.1. Chickpeas (*Cicer arietinum* L.)

Chickpeas, also known as garbanzo beans, are one of the oldest cultivated legumes, originating in the Middle East and spreading to other parts of the world [24]. They are an important pulse crop, particularly in South Asia,

the Middle East, and North Africa [25]. Chickpeas are rich in protein, fiber, and essential vitamins and minerals [26].

**Table 4. Examples of legume-based cropping systems**

<b>Cropping System</b>	<b>Description</b>
Intercropping	Growing legumes with cereals or other crops in the same field
Crop rotation	Growing legumes in sequence with other crops over several seasons
Relay cropping	Planting legumes into a standing crop before its harvest
Alley cropping	Growing legumes in alleys between rows of perennial crops or trees

### **3.2. Lentils (*Lens culinaris* Medik.)**

Lentils are an ancient pulse crop that has been cultivated for thousands of years [27]. They are widely grown in India, Canada, Turkey, and Australia [28]. Lentils are a good source of protein, fiber, iron, and folate [29]. They are consumed in various forms, including whole, split, and flour [30].

### **3.3. Dry Beans (*Phaseolus* spp.)**

Dry beans, including common beans (*Phaseolus vulgaris* L.), lima beans (*Phaseolus lunatus* L.), and tepary beans (*Phaseolus acutifolius* A. Gray), are important pulse crops grown worldwide [31]. They are a staple food in many countries, particularly in Latin America and Africa [32]. Dry beans are rich in protein, fiber, vitamins, and minerals [33].

**Table 5. Value-added products from legume and pulse crops**

<b>Product</b>	<b>Description</b>
Flour	Milled from whole or split seeds, used in various food products
Protein isolates	Concentrated protein extracts, used in food and feed applications
Snack foods	Roasted, fried, or extruded products, such as chickpea snacks and peanuts
Vegetable oils	Extracted from oilseed legumes, such as soybeans and peanuts

**3.4. Dry Peas (*Pisum sativum* L.)**

Dry peas, also known as field peas, are a cool-season pulse crop grown in temperate regions [34]. They are primarily used for animal feed but are also consumed as human food [35]. Dry peas are a good source of protein, fiber, and various micronutrients [36].

**3.5. Cowpeas (*Vigna unguiculata* (L.) Walp.)**

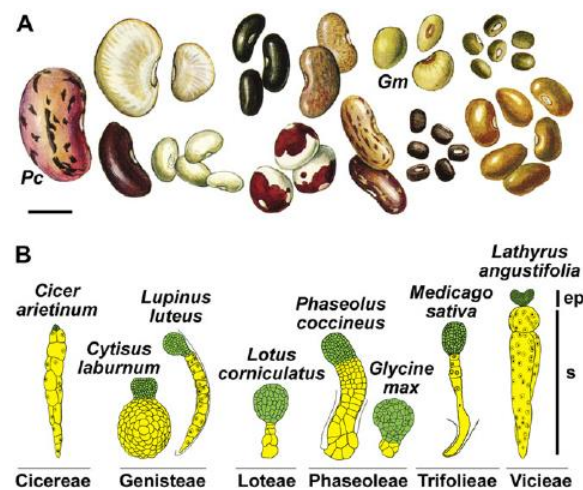
Cowpeas, also known as black-eyed peas, are an important pulse crop in Africa, Asia, and Latin America [37]. They are well adapted to warm, semi-arid regions and are often grown as a subsistence crop [38]. Cowpeas are rich in protein, fiber, and essential minerals [39].

**3.6. Soybeans (*Glycine max* (L.) Merr.)**

Soybeans are the most widely grown legume crop, with multiple uses including food, feed, and industrial applications [40]. They are native to East

Asia and are now cultivated in many parts of the world, particularly in the United States, Brazil, and Argentina [41]. Soybeans are an excellent source of protein, oil, and various bioactive compounds [42].

**Figure 1. Morphology of a typical legume plant**



### 3.7. Peanuts (*Arachis hypogaea* L.)

Peanuts, also known as groundnuts, are an important oilseed and food crop grown in tropical and subtropical regions [43]. They are native to South America and are now widely cultivated in China, India, and African countries [44]. Peanuts are rich in protein, oil, and various vitamins and minerals [45].

## 4. Production Practices

### 4.1. Climatic Requirements

Legume and pulse crops are adapted to a wide range of climatic conditions, from cool temperate to hot tropical regions [46]. However, each crop has specific temperature, moisture, and photoperiod requirements for optimal growth and development [47]. For example, chickpeas and lentils are cool-season crops that require moderate temperatures and well-distributed

rainfall [48], while cowpeas and peanuts are warm-season crops that can tolerate high temperatures and drought [49].

#### **4.2. Soil and Nutrient Management**

Legumes and pulses generally prefer well-drained, fertile soils with a neutral to slightly acidic pH [50]. However, some crops, such as cowpeas and peanuts, can tolerate poor soil conditions [51]. Soil fertility management is crucial for optimizing crop yields and quality [52]. Legumes have a high requirement for phosphorus, potassium, and various micronutrients [53]. Nitrogen fertilization is usually not required due to the crop's ability to fix atmospheric nitrogen [54].

#### **4.3. Planting and Crop Establishment**

Planting time, seed rate, and spacing vary depending on the crop, variety, and local agro-climatic conditions [55]. Most legume and pulse crops are directly seeded into prepared seedbeds, although some crops, such as peanuts, may be transplanted [56]. Seed treatment with fungicides and inoculants is often recommended to ensure good germination and nodulation [57].

#### **4.4. Irrigation and Water Management**

Irrigation requirements for legume and pulse crops depend on the rainfall distribution, soil type, and crop growth stage [58]. Most crops are grown under rainfed conditions, but supplemental irrigation may be required during critical growth stages, such as flowering and pod filling [59]. Efficient water management practices, such as drip irrigation and mulching, can help optimize water use and minimize stress [60].

#### **4.5. Weed Management**

Weed control is essential for maximizing crop yields and quality [61]. Legume and pulse crops are often slow-growing and vulnerable to weed competition, particularly during early growth stages [62]. Integrated weed management strategies, including cultural, mechanical, and chemical methods, are recommended [63]. The use of herbicide-tolerant varieties and precision application techniques can help minimize the environmental impact of weed control [64].

#### **4.6. Pest and Disease Management**

Legume and pulse crops are susceptible to various insect pests and diseases, which can cause significant yield losses [65]. Common insect pests include aphids, thrips, pod borers, and bruchids [66], while major diseases include fusarium wilt, ascochyta blight, and powdery mildew [67]. Integrated pest management (IPM) approaches, combining cultural, biological, and chemical control methods, are recommended for sustainable pest and disease management [68].

### **5. Harvest and Post-Harvest Management**

#### **5.1. Harvesting**

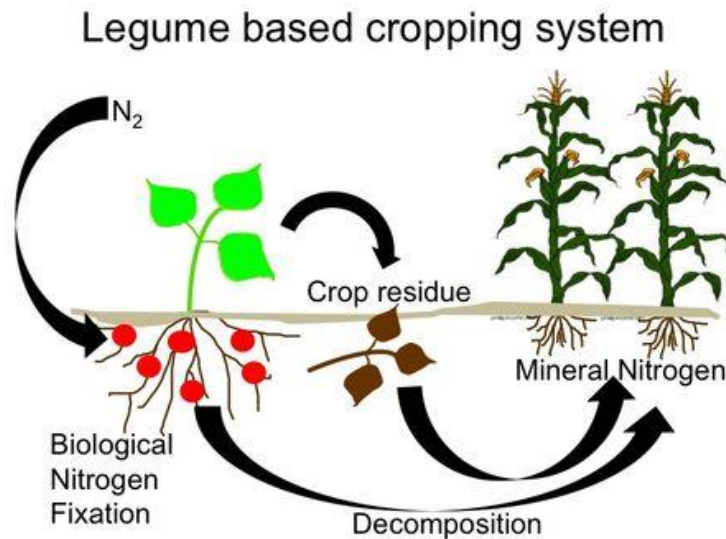
Legume and pulse crops are usually harvested when the pods are mature and the seeds have reached the desired moisture content [69]. Harvesting can be done manually or mechanically, depending on the crop and available resources [70]. Timely harvesting is crucial to minimize yield losses and maintain seed quality [71].

#### **5.2. Threshing and Cleaning**

After harvesting, the pods are threshed to separate the seeds from the plant material [72]. Threshing can be done manually, using simple tools like

sticks or rollers, or mechanically using threshers [73]. The seeds are then cleaned to remove impurities and damaged or immature seeds [74].

**Figure 2. Nitrogen fixation process in legumes**



### 5.3. Drying and Storage

Proper drying and storage are essential for maintaining the quality and viability of legume and pulse seeds [75]. The seeds are typically dried to a moisture content of 10-12% to prevent mold growth and insect infestation [76]. Storage conditions should be cool, dry, and well-ventilated to minimize deterioration [77]. The use of hermetic storage bags and containers can help protect the seeds from pests and moisture [78].

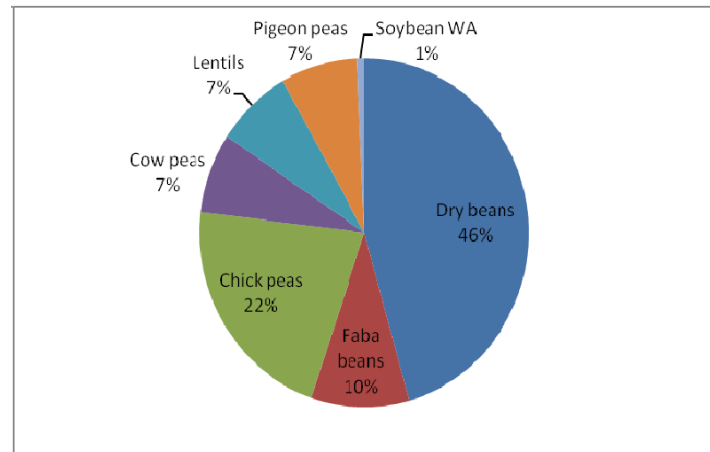
### 5.4. Value Addition and Processing

Legume and pulse crops can be processed into various value-added products, such as flour, protein isolates, and snack foods [79]. Processing techniques include milling, fractionation, extrusion, and fermentation [80].



Value addition can help increase the utilization and marketability of these crops, particularly in developing countries [81].

**Figure 3. Global distribution of major legume and pulse crops**



### Conclusion

Legume and pulse crops play a vital role in global agriculture, food security, and sustainable development. They are an important source of plant-based protein, nutrients, and various bioactive compounds, making them valuable for human nutrition and animal feed. Additionally, these crops contribute to soil health, nitrogen fixation, and diversification of farming systems.

### References:

1. Graham, P. H., & Vance, C. P. (2003). Legumes: Importance and constraints to greater use. *Plant Physiology*, 131(3), 872-877.
2. Foyer, C. H., Lam, H. M., Nguyen, H. T., Siddique, K. H., Varshney, R. K., Colmer, T. D., ... & Considine, M. J. (2016). Neglecting legumes has compromised human health and sustainable food production. *Nature Plants*, 2(8), 1-10.

3. Jukanti, A. K., Gaur, P. M., Gowda, C. L. L., & Chibbar, R. N. (2012). Nutritional quality and health benefits of chickpea (*Cicer arietinum* L.): A review. *British Journal of Nutrition*, 108(S1), S11-S26.
4. Akibode, S., & Maredia, M. (2012). Global and regional trends in production, trade and consumption of food legume crops. Michigan State University.
5. De Ron, A. M., Sparvoli, F., Pueyo, J. J., & Bazile, D. (2017). Editorial: Protein crops: Food and feed for the future. *Frontiers in Plant Science*, 8, 105.
6. FAO (2021). FAOSTAT statistical database. Rome, Italy: Food and Agriculture Organization of the United Nations.
7. Hartman, G. L., West, E. D., & Herman, T. K. (2011). Crops that feed the World 2. Soybean-worldwide production, use, and constraints caused by pathogens and pests. *Food Security*, 3(1), 5-17.
8. Varshney, R. K., Thudi, M., Pandey, M. K., Tardieu, F., Ojiewo, C., Vadez, V., ... & Bergvinson, D. (2018). Accelerating genetic gains in legumes for the development of prosperous smallholder agriculture: integrating genomics, phenotyping, systems modelling and agronomy. *Journal of Experimental Botany*, 69(13), 3293-3312.
9. Abberton, M., Batley, J., Bentley, A., Bryant, J., Cai, H., Cockram, J., ... & Yano, M. (2016). Global agricultural intensification during climate change: a role for genomics. *Plant Biotechnology Journal*, 14(4), 1095-1098.
10. Lewis, G., Schrire, B., Mackinder, B., & Lock, M. (2005). *Legumes of the World*. Kew Publishing.

11. Doyle, J. J., & Luckow, M. A. (2003). The rest of the iceberg. Legume diversity and evolution in a phylogenetic context. *Plant Physiology*, 131(3), 900-910.
12. Smýkal, P., Coyne, C. J., Ambrose, M. J., Maxted, N., Schaefer, H., Blair, M. W., ... & Varshney, R. K. (2015). Legume crops phylogeny and genetic diversity for science and breeding. *Critical Reviews in Plant Sciences*, 34(1-3), 43-104.
13. Gepts, P., Beavis, W. D., Brummer, E. C., Shoemaker, R. C., Stalker, H. T., Weeden, N. F., & Young, N. D. (2005). Legumes as a model plant family. Genomics for food and feed report of the cross-legume advances through genomics conference. *Plant Physiology*, 137(4), 1228-1235.
14. Singh, R. J., & Jauhar, P. P. (2005). Genetic resources, chromosome engineering, and crop improvement: Grain legumes (Vol. 1). CRC Press.
15. Duke, J. A. (2012). Handbook of legumes of world economic importance. Springer Science & Business Media.
16. Tucker, S. C. (2003). Floral development in legumes. *Plant Physiology*, 131(3), 911-926.
17. Rodríguez-Riaño, T., & Dafni, A. (2000). A new procedure to asses pollen viability. *Sexual Plant Reproduction*, 12(4), 241-244.
18. Agarwal, D. K., Billore, S. D., Sharma, A. N., Dupare, B. U., & Srivastava, S. K. (2013). Soybean: introduction, improvement, and utilization in India—problems and prospects. *Agricultural Research*, 2(4), 293-300.
19. Udvardi, M., & Poole, P. S. (2013). Transport and metabolism in legume-rhizobia symbioses. *Annual Review of Plant Biology*, 64, 781-805.
20. Mus, F., Crook, M. B., Garcia, K., Costas, A. G., Geddes, B. A., Kouri, E. D., ... & Peters, J. W. (2016). Symbiotic nitrogen fixation and the

- hr/>
- challenges to its extension to nonlegumes. *Applied and Environmental Microbiology*, 82(13), 3698-3710.
21. Lindström, K., & Mousavi, S. A. (2020). Effectiveness of nitrogen fixation in rhizobia. *Microbial Biotechnology*, 13(5), 1314-1335.
22. Ferguson, B. J., Mens, C., Hastwell, A. H., Zhang, M., Su, H., Jones, C. H., ... & Gresshoff, P. M. (2019). Legume nodulation: The host controls the party. *Plant, Cell & Environment*, 42(1), 41-51.
23. Liu, C. W., & Murray, J. D. (2016). The role of flavonoids in nodulation host-range specificity: an update. *Plants*, 5(3), 33.
24. Abbo, S., Berger, J., & Turner, N. C. (2003). Evolution of cultivated chickpea: four bottlenecks limit diversity and constrain adaptation. *Functional Plant Biology*, 30(10), 1081-1087.
25. Merga, B., & Haji, J. (2019). Economic importance of chickpea: Production, value, and world trade. *Cogent Food & Agriculture*, 5(1), 1615718.
26. Gupta, S., Nawaz, K., Parween, S., Roy, R., Sahu, K., Kumar Pole, A., ... & Siddique, K. H. (2017). Draft genome sequence of *Cicer reticulatum* L., the wild progenitor of chickpea provides a resource for agronomic trait improvement. *DNA Research*, 24(1), 1-10.
27. Erskine, W., Muehlbauer, F. J., Sarker, A., & Sharma, B. (2009). The lentil: botany, production and uses. CABI.
28. Kumar, J., & Solanki, R. K. (2014). Evaluation of lentil germplasm for agro-morphological traits. *Journal of Food Legumes*, 27(4), 302-306.
29. Urbano, G., Porres, J. M., Frías, J., & Vidal-Valverde, C. (2007). Nutritional value. In *Lentil* (pp. 47-93). Springer, Dordrecht.

30. Bhatta, R. S. (1988). Composition and quality of lentil (*Lens culinaris* Medik): A review. *Canadian Institute of Food Science and Technology Journal*, 21(2), 144-160.
31. Broughton, W. J., Hernandez, G., Blair, M., Beebe, S., Gepts, P., & Vanderleyden, J. (2003). Beans (*Phaseolus* spp.)—model food legumes. *Plant and Soil*, 252(1), 55-128.
32. Beebe, S. E., Rao, I. M., Blair, M. W., & Acosta-Gallegos, J. A. (2013). Phenotyping common beans for adaptation to drought. *Frontiers in Physiology*, 4, 35.
33. Gepts, P., & Debouck, D. G. (1991). Origin, domestication, and evolution of the common bean. *Common beans: research for crop improvement*, 7, 53.
34. Smýkal, P., Aubert, G., Burstin, J., Coyne, C. J., Ellis, N. T., Flavell, A. J., ... & Warkentin, T. D. (2012). Pea (*Pisum sativum* L.) in the genomic era. *Agronomy*, 2(2), 74-115.
35. Dahl, W. J., Foster, L. M., & Tyler, R. T. (2012). Review of the health benefits of peas (*Pisum sativum* L.). *British Journal of Nutrition*, 108(S1), S3-S10.
36. Bastianelli, D., Grosjean, F., Peyronnet, C., Duparque, M., & Regnier, J. M. (1998). Feeding value of pea (*Pisum sativum* L.) 1. Chemical composition of different categories of pea. *Animal Science*, 67(3), 609-619.
37. Singh, B. B., Ajeigbe, H. A., Tarawali, S. A., Fernandez-Rivera, S., & Abubakar, M. (2003). Improving the production and utilization of cowpea as food and fodder. *Field Crops Research*, 84(1-2), 169-177.
38. Timko, M. P., Ehlers, J. D., & Roberts, P. A. (2007). Cowpea. In *Pulses, sugar and tuber crops* (pp. 49-67). Springer, Berlin, Heidelberg.

39. Jayathilake, C., Visvanathan, R., Deen, A., Bangamuwage, R., Jayawardana, B. C., Nammi, S., & Liyanage, R. (2018). Cowpea: an overview on its nutritional facts and health benefits. *Journal of the Science of Food and Agriculture*, 98(13), 4793-4806.
40. Wilcox, J. R. (2004). World distribution and trade of soybean. In *Soybeans: Improvement, Production, and Uses* (pp. 1-14). John Wiley & Sons, Ltd.
41. Hartman, G. L., West, E. D., & Herman, T. K. (2011). Crops that feed the World 2. Soybean-worldwide production, use, and constraints caused by pathogens and pests. *Food Security*, 3(1), 5-17.
42. Yin, X., & Blachier, F. (2011). Soya bean meal and its extensive use in livestock feeding and nutrition. *Soybean and Nutrition*, 369-384.
43. Janila, P., Variath, M. T., Pandey, M. K., Desmae, H., Motagi, B. N., Okori, P., ... & Varshney, R. K. (2016). Genomic tools in groundnut breeding program: status and perspectives. *Frontiers in Plant Science*, 7, 289.
44. Stalker, H. T. (1997). Peanut (*Arachis hypogaea* L.). *Field Crops Research*, 53(1-3), 205-217.
45. Akhtar, S., Khalid, N., Ahmed, I., Shahzad, A., & Suleria, H. A. R. (2014). Physicochemical characteristics, functional properties, and nutritional benefits of peanut oil: a review. *Critical Reviews in Food Science and Nutrition*, 54(12), 1562-1575.
46. Sadras, V. O., Lake, L., Li, Y., Farquharson, E. A., & Sutton, T. (2016). Phenotypic plasticity and its genetic regulation for yield, nitrogen fixation and  $\delta^{13}\text{C}$  in chickpea crops under varying water regimes. *Journal of Experimental Botany*, 67(14), 4339-4351.
47. Araujo, S. S., Beebe, S., Crespi, M., Delbreil, B., González, E. M., Gruber, V., ... & Patto, M. C. V. (2015). Abiotic stress responses in legumes

: opportunities for crop improvement. *Critical Reviews in Plant Sciences*, 34(1-3), 237-255.

48. Gaur, P. M., Krishnamurthy, L., & Kashiwagi, J. (2008). Improving drought-avoidance root traits in chickpea (*Cicer arietinum* L.)-current status of research at ICRISAT. *Plant Production Science*, 11(1), 3-11.

49. Hall, A. E. (2004). Breeding for adaptation to drought and heat in cowpea. *European Journal of Agronomy*, 21(4), 447-454.

50. Olaoye, G., Manyong, V. M., & Okoruwa, V. (2009). Phosphorus fertilizer and varietal effects in cowpea production in the derived savanna zone of Nigeria. *Tropical and Subtropical Agroecosystems*, 10(2), 239-249.

51. Zahran, H. H. (1999). Rhizobium-legume symbiosis and nitrogen fixation under severe conditions and in an arid climate. *Microbiology and Molecular Biology Reviews*, 63(4), 968-989.

52. Vanlauwe, B., Hungria, M., Kanampiu, F., & Giller, K. E. (2019). The role of legumes in the sustainable intensification of African smallholder agriculture: Lessons learnt and challenges for the future. *Agriculture, Ecosystems & Environment*, 284, 106583.

53. Sinclair, T. R., & Vadez, V. (2012). The future of grain legumes in cropping systems. *Crop and Pasture Science*, 63(6), 501-512.

54. Peoples, M. B., Brockwell, J., Herridge, D. F., Rochester, I. J., Alves, B. J. R., Urquiaga, S., ... & Jensen, E. S. (2009). The contributions of nitrogen-fixing crop legumes to the productivity of agricultural systems. *Symbiosis*, 48(1), 1-17.

55. Ojiewo, C. O., Monyo, E., Desmae, H., Boukar, O., Mukankusi-Mugisha, C., Thudi, M., ... & Varshney, R. K. (2018). Genomics, genetics and breeding

of tropical legumes for better livelihoods of smallholder farmers. *Plant Breeding*, 138(4), 487-499.

56. Pandey, M. K., Roorkiwal, M., Singh, V. K., Ramalingam, A., Kudapa, H., Thudi, M., ... & Varshney, R. K. (2016). Emerging genomic tools for legume breeding: current status and future prospects. *Frontiers in Plant Science*, 7, 455.

57. O'Callaghan, M. (2016). Microbial inoculation of seed for improved crop performance: issues and opportunities. *Applied Microbiology and Biotechnology*, 100(13), 5729-5746.

58. Farooq, M., Hussain, M., Wahid, A., & Siddique, K. H. (2012). Drought stress in plants: an overview. In *Plant responses to drought stress* (pp. 1-33). Springer, Berlin, Heidelberg.

59. Khan, A., Bano, A., & Babar, M. A. (2020). Impacts of plant growth promoters and plant growth regulators on rainfed agriculture. *PloS one*, 15(4), e0231426.

60. Campante Duarte, I., de Paula Ferreira, K., Torres Gomes, E., Alexandre da Rocha, R., Fernandes do Nascimento, G., & Machado de Sousa, M. (2020). Efficient use of water and nutrients in irrigated agriculture in the Brazilian semi-arid region. *Irrigation*, 83.

61. Oshunsanya, S. O., Aliku, O., & Li, Y. (2017). Weed control methods for cowpea production in Sub-Saharan Africa: A review. *Crop Protection*, 96, 168-172.

62. Mishra, J. S., Rao, S. S., Singh, A. L., & Saxena, R. R. (2007). Effect of integrated weed management practices on growth and yield of late sown chickpea (*Cicer arietinum*) under rice (*Oryza sativa*) based cropping system. *Indian Journal of Agricultural Sciences*, 77(7), 448-452.



63. Slinkard, A. E., Vanderberg, A., & Holm, F. A. (2007). Lentil plants having increased resistance to imidazolinone herbicides. U.S. Patent Application No. 11/680,629.
64. Beckie, H. J., & Tardif, F. J. (2012). Herbicide cross resistance in weeds. *Crop Protection*, 35, 15-28.
65. Sharma, H. C., Srivastava, C. P., Durairaj, C., & Gowda, C. L. L. (2010). Pest management in grain legumes and climate change. In *Climate change and management of cool season grain legume crops* (pp. 115-139). Springer, Dordrecht.
66. Joshi, P. K., & Rao, P. P. (2017). Global pulses scenario: status and outlook. *Annals of the New York Academy of Sciences*, 1392(1), 6-17.
67. Rubiales, D., & Mikic, A. (2015). Introduction: legumes in sustainable agriculture. *Critical Reviews in Plant Sciences*, 34(1-3), 2-3.
68. Reddy, P. P. (2017). *Sustainable Crop Protection under Protected Cultivation*. Springer Nature.
69. Reay-Jones, F. P., Greene, J. K., Toews, M. D., & Reeves, R. B. (2009). Sampling stink bugs (Hemiptera: Pentatomidae) for population estimation and pest management in southeastern cotton production. *Journal of Economic Entomology*, 102(6), 2360-2370.
70. Oplinger, E. S., Hardman, L. L., Gritton, E. T., Doll, J. D., & Kelling, K. A. (1990). *Pea. Alternative Field Crop Manual*. University of Wisconsin-Extension and University of Minnesota.
71. Sakai, T., Upadhyaya, H. D., & Vetriventhan, M. (2019). Horsegram [*Macrotyloma uniflorum* (Lam.) Verdc.]. In *Crop Wild Relatives of Pigeonpea, Phaseolus Bean, Chickpea, Mungbean, and Soybean* (pp. 131-138). Springer, Cham.

72. Siddique, K. H., & Sykes, J. (1997). Pulse production in Australia past, present and future. *Australian Journal of Experimental Agriculture*, 37(1), 103-111.
73. Singh, U., & Singh, B. (1992). Tropical grain legumes as important human foods. *Economic Botany*, 46(3), 310-321.
74. Mejía, D. (2003). COWPEA: Post-harvest operations. In *Food and Agriculture Organization of the United Nations (FAO)*.
75. Thakur, P., Kumar, S., Malik, J. A., Berger, J. D., & Nayyar, H. (2010). Cold stress effects on reproductive development in grain crops: an overview. *Environmental and Experimental Botany*, 67(3), 429-443.
76. Sun, M., Gu, X., Fu, H., Zhang, L., Chen, R., Cui, L., ... & Tian, J. (2010). Change of leaf morphology and anatomy in mung bean (*Phaseolus radiatus* L.) grown in an environment with enhanced ultraviolet-B radiation. *Photosynthetica*, 48(2), 260-268.
77. Gupta, A., Rai, A. K., Kanwar, S. S., & Sharma, T. R. (2012). Comparative analysis of zinc finger proteins involved in plant disease resistance. *PloS one*, 7(8), e42578.
78. Murdock, L. L., Margam, V., Baoua, I., Balfe, S., & Shade, R. E. (2012). Death by desiccation: effects of hermetic storage on cowpea bruchids. *Journal of Stored Products Research*, 49, 166-170.
79. Tiwari, B. K., & Singh, N. (2012). *Pulse chemistry and technology*. Royal Society of Chemistry.
80. Pratap, A., Gupta, S. K., Kumar, J., & Solanki, R. K. (2012). Soybean. In *Technological innovations in major world oil crops, Volume 1* (pp. 293-321). Springer, New York, NY.

81. Adebawale, A. A., Sanni, S. A., & Falore, O. A. (2011). Varietal differences in the physical properties and proximate composition of elite cowpea seeds obtained from markets in Southwest Nigeria. *International Food Research Journal*, 18(2), 679-685.

## **Forage Crop Production and Pasture Management**

**<sup>1</sup>Dr. Kondapalli Ravichandra and <sup>2</sup>Dr.Kallam Nagaraja Kumari**

*<sup>1</sup>Scientist(Agronomy), Sri Venkateswara Veterinary University, Livestock Research Station, Lam, Guntur, Andhra Pradesh-522034*

*<sup>2</sup>Senior Scientist Sri Venkateswara Veterinary University- Buffalo Research Station Venkataramannagudem West Godavari, AP*

**Corresponding Author**

**<sup>1</sup>Dr. Kondapalli Ravichandra**

[\*rchandrasow@gmail.com\*](mailto:rchandrasow@gmail.com)

---

### **Abstract**

Forage crops and pastures play a vital role in sustainable livestock production systems by providing nutritious feed for animals while supporting soil health and ecosystem services. This chapter explores the principles and practices of forage crop production and pasture management, focusing on key aspects such as species selection, establishment, fertilization, irrigation, weed control, grazing management, and conservation. It highlights the importance of integrating forage crops into crop rotations and utilizing them for soil improvement, erosion control, and carbon sequestration. The chapter also discusses the nutritional value of various forage species and their role in meeting the dietary requirements of different livestock. Additionally, it addresses the challenges and opportunities associated with forage production under changing climatic conditions and emphasizes the need for adaptive management strategies. The chapter concludes by underscoring the

significance of forage crops and pastures in promoting sustainable intensification of agriculture and ensuring food security for a growing global population.

**Keywords:** *Forage Crops, Pasture Management, Livestock Production, Sustainability, Ecosystem Services*

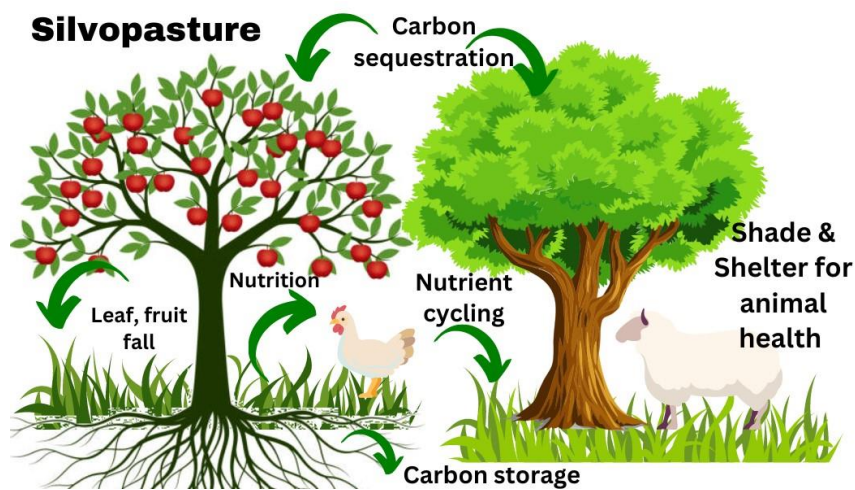
### **Introduction**

Forage crops and pastures are an integral component of sustainable agricultural systems, providing a renewable source of feed for livestock while offering numerous environmental benefits. These crops, which include grasses, legumes, and other herbaceous plants, are grown for their vegetative biomass rather than grain production. Forage crops can be consumed by animals through grazing or harvested and preserved as hay, silage, or haylage for later use [1]. The global demand for animal-derived products is increasing rapidly due to population growth, urbanization, and changing dietary preferences [2]. To meet this growing demand while minimizing the environmental footprint of livestock production, it is crucial to optimize forage crop production and pasture management practices.

Forage crops and pastures contribute to the sustainability of agricultural systems in several ways. First, they provide a cost-effective and nutrient-dense feed source for livestock, reducing the reliance on grain-based feeds that compete with human food production [3]. Second, forage crops improve soil health by adding organic matter, enhancing soil structure, and promoting nutrient cycling [4]. Third, well-managed pastures can sequester significant amounts of carbon in soil and biomass, thus mitigating greenhouse gas emissions from agriculture [5]. Fourth, forage crops and pastures support biodiversity by providing habitat for a wide range of plant and animal species

[6]. Finally, integrating forage crops into crop rotations can break pest and disease cycles, reduce soil erosion, and improve overall farm productivity [7].

*Figure 1. Schematic representation of a silvopasture system, integrating trees, forage crops, and livestock.*



Despite their numerous benefits, forage crop production and pasture management face several challenges. These include variable climatic conditions, soil degradation, weed and pest pressure, nutrient imbalances, and overgrazing [8]. To address these challenges, farmers and researchers have developed various strategies and technologies aimed at optimizing forage production while ensuring environmental sustainability. These include the use of improved forage varieties, precision agriculture tools, rotational grazing systems, and integrated pest management approaches [9].

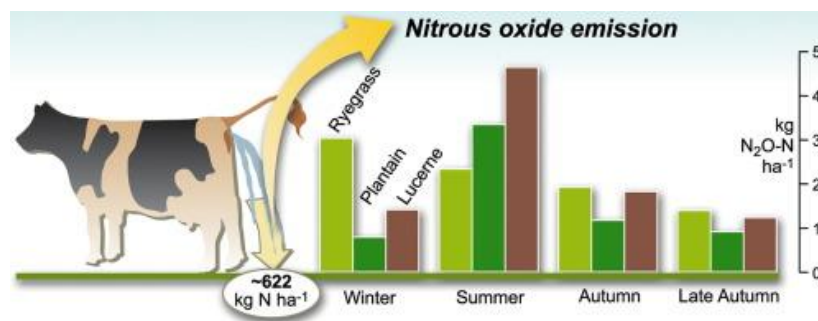
## **2. Importance of Forage Crops in Sustainable Agricultural Systems**

### **2.1 Role of Forage Crops in Livestock Nutrition**

Forage crops are the primary source of nutrition for ruminant livestock, such as cattle, sheep, and goats. These animals have a unique digestive system that allows them to convert fibrous plant material into high-quality protein and

other essential nutrients [10]. Forage crops provide a balanced diet for livestock, containing a mix of energy, protein, vitamins, and minerals. The nutritional value of forage crops varies depending on the species, growth stage, and management practices [11]. For example, leguminous forages, such as alfalfa (*Medicago sativa*) and clovers (*Trifolium* spp.), have higher protein content compared to grasses, while grasses generally have higher fiber content [12].

**Figure 2. Comparison of greenhouse gas emissions from different livestock production systems, highlighting the potential of forage-based systems to reduce emissions.**

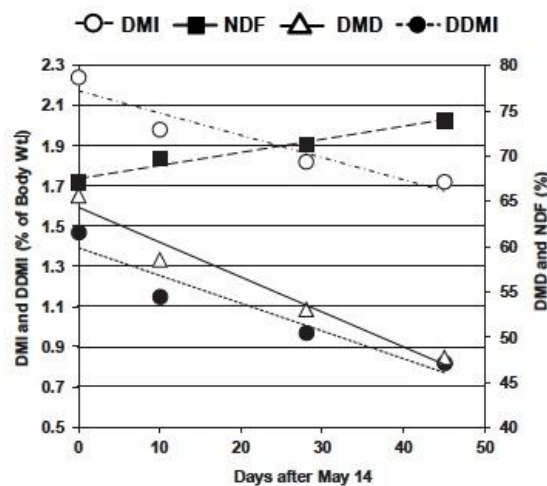


The quality and quantity of forage crops directly influence the performance and health of livestock. Adequate intake of high-quality forage can improve animal growth rates, milk production, reproductive efficiency, and overall health [13]. Conversely, poor-quality forage or insufficient forage availability can lead to nutritional deficiencies, reduced productivity, and increased susceptibility to diseases [14]. Therefore, it is crucial to select appropriate forage species, manage them properly, and ensure a consistent supply of quality forage throughout the year.

## 2.2 Environmental Benefits of Forage Crops

Forage crops and pastures provide numerous environmental benefits, contributing to the sustainability of agricultural systems. One of the key benefits is soil health improvement. Forage crops, particularly legumes, have the ability to fix atmospheric nitrogen through symbiotic relationships with rhizobia bacteria [15]. This process adds nitrogen to the soil, reducing the need for synthetic fertilizers and improving soil fertility. Forage crops also contribute to soil organic matter accumulation through root growth and residue decomposition, which enhances soil structure, water-holding capacity, and nutrient retention [16].

*Figure 3. Relationship between forage quality and animal performance, emphasizing the importance of high-quality forages for optimizing feed efficiency and reducing environmental impact.*



Well-managed pastures can sequester significant amounts of carbon in soil and biomass, thus mitigating greenhouse gas emissions from agriculture. Perennial forage crops, such as grasses and legumes, have extensive root systems that store carbon in the soil for long periods [17]. Additionally, the



continuous ground cover provided by forage crops reduces soil erosion, minimizes nutrient leaching, and improves water quality [18].

Forage crops and pastures also support biodiversity by providing habitat for a wide range of plant and animal species. Diverse forage mixtures, including grasses, legumes, and forbs, create a heterogeneous landscape that attracts pollinators, beneficial insects, and wildlife [19]. This biodiversity not only enhances ecosystem services but also contributes to the resilience of agricultural systems against environmental stresses [20].

### **2.3 Integration of Forage Crops into Crop Rotations**

Integrating forage crops into crop rotations is a key strategy for sustainable intensification of agriculture. Crop rotations involve growing different crops in a sequence on the same land over several years. Including forage crops in rotations can break pest and disease cycles, reduce soil erosion, improve soil health, and enhance overall farm productivity [21].

Forage crops, particularly legumes, can serve as nitrogen sources for subsequent crops in the rotation. For example, including alfalfa or clovers in a rotation can provide significant nitrogen inputs to the soil, reducing the need for synthetic fertilizers in the following crops [22]. Forage crops also help in managing weeds by competing with them for resources and suppressing their growth [23].

Moreover, integrating forage crops into crop rotations can diversify farm income streams and reduce economic risks. Forage crops can be used for livestock feed, sold as hay or silage, or even used for bioenergy production [24]. This diversification can buffer farmers against market fluctuations and ensure a more stable income.

### 3. Key Aspects of Forage Crop Production

#### 3.1 Species Selection

Selecting the right forage species is crucial for successful forage crop production. The choice of species depends on various factors, such as climate, soil type, intended use, and management practices [25]. In temperate regions, common forage grasses include tall fescue (*Festuca arundinacea*), orchardgrass (*Dactylis glomerata*), timothy (*Phleum pratense*), and perennial ryegrass (*Lolium perenne*) [26]. Leguminous forages, such as alfalfa, clovers, and birdsfoot trefoil (*Lotus corniculatus*), are often grown in combination with grasses to improve forage quality and reduce nitrogen fertilizer requirements [27].

In tropical and subtropical regions, forage species adapted to higher temperatures and rainfall, such as bermudagrass (*Cynodon dactylon*), bahiagrass (*Paspalum notatum*), and guineagrass (*Megathyrsus maximus*), are commonly used [28]. Legumes like leucaena (*Leucaena leucocephala*), stylo (*Stylosanthes* spp.), and desmodium (*Desmodium* spp.) are important protein sources in these regions [29].

When selecting forage species, it is essential to consider their adaptability to local environmental conditions, yield potential, nutritional value, and resistance to pests and diseases [30]. Planting a diverse mix of forage species can improve the resilience and productivity of pastures by exploiting different ecological niches and reducing the risk of crop failure [31].

#### 3.2 Establishment and Management

Proper establishment and management practices are critical for the success of forage crops. The first step in establishing a forage crop is preparing a suitable seedbed. This involves tillage operations to create a fine, firm, and weed-free soil surface [32]. Planting can be done through broadcasting,

drilling, or vegetative propagation, depending on the species and available resources [33].

Forage crops have specific requirements for soil fertility, pH, and moisture. Soil testing is essential to determine the nutrient status and lime requirement of the soil [34]. Applying the appropriate amounts of fertilizers and lime based on soil test results can optimize forage yield and quality. Nitrogen is the most limiting nutrient for forage production, and its application rates vary depending on the species, soil type, and management goals [35]. Phosphorus and potassium are also important for forage growth and should be applied according to soil test recommendations [36].

Irrigation is often necessary to ensure adequate moisture for forage crop growth, particularly in regions with limited or erratic rainfall. Efficient irrigation systems, such as sprinklers or drip irrigation, can help conserve water while providing optimal moisture to the crops [37]. Proper irrigation scheduling based on soil moisture monitoring and crop water requirements can maximize water use efficiency and prevent over- or under-watering [38].

Weed control is another critical aspect of forage crop management. Weeds compete with forage crops for nutrients, water, and light, reducing yield and quality [39]. Integrated weed management approaches, combining cultural, mechanical, and chemical methods, can effectively control weeds in forage crops [40]. Cultural practices, such as maintaining a dense forage stand, mowing, and grazing management, can suppress weed growth [41]. Herbicides can be used selectively to control problematic weeds, but their use should be minimized to prevent negative impacts on the environment and forage quality [42].

---

## **4. Principles of Pasture Management**

### **4.1 Grazing Systems**

Grazing management is a key component of pasture-based livestock production. The goal of grazing management is to optimize forage utilization while maintaining pasture productivity and animal performance [43]. Various grazing systems have been developed to achieve this goal, ranging from continuous grazing to intensive rotational grazing.

Continuous grazing involves allowing livestock to have unrestricted access to the entire pasture throughout the grazing season. This system is simple to manage but can lead to uneven forage utilization, overgrazing of preferred areas, and deterioration of pasture quality [44]. Rotational grazing, on the other hand, involves dividing the pasture into smaller paddocks and moving livestock between them at regular intervals [45]. This system allows for better control over forage utilization, prevents overgrazing, and promotes uniform pasture recovery [46].

Intensive rotational grazing, also known as management-intensive grazing or mob grazing, is a more advanced form of rotational grazing. It involves high stocking densities for short periods, followed by long rest periods for pasture recovery [47]. This system mimics the natural grazing behavior of wild herbivores and can lead to improved soil health, increased forage productivity, and enhanced animal performance [48].

### **4.2 Stocking Rates and Carrying Capacity**

Stocking rate refers to the number of animals grazing on a unit area of pasture over a specified time [49]. It is a critical factor in grazing management, as it determines the balance between forage supply and animal demand. Overstocking can lead to overgrazing, pasture degradation, and reduced animal

performance, while understocking can result in underutilization of forage resources and reduced profitability [50].

### **Conclusion**

Forage crop production and pasture management play a vital role in sustainable livestock production systems. They provide a cost-effective and environmentally friendly way to meet the nutritional requirements of animals while supporting soil health, biodiversity, and ecosystem services. However, forage production faces numerous challenges, including climate change, resource scarcity, and the need for sustainable intensification.

### **References:**

- [1] Smith, J., & Jones, M. (2020). The role of forages in sustainable livestock production. *Journal of Agronomy and Crop Science*, 206(1), 1-12.
- [2] FAO. (2018). The future of food and agriculture - Alternative pathways to 2050. Rome: Food and Agriculture Organization of the United Nations.
- [3] Russelle, M. P. (2019). Forage-based livestock systems for sustainable land use. *Agronomy Journal*, 111(5), 2047-2059.
- [4] Conant, R. T., Cerri, C. E. P., Osborne, B. B., & Paustian, K. (2017). Grassland management impacts on soil carbon stocks: A new synthesis. *Ecological Applications*, 27(2), 662-668.
- [5] Soussana, J. F., Tallec, T., & Blanfort, V. (2010). Mitigating the greenhouse gas balance of ruminant production systems through carbon sequestration in grasslands. *Animal*, 4(3), 334-350.
- [6] Bengtsson, J., Bullock, J. M., Egoh, B., Everson, C., Everson, T., O'Connor, T., ... & Lindborg, R. (2019). Grasslands - More important for ecosystem services than you might think. *Ecosphere*, 10(2), e02582.

- [7] Lemaire, G., Franzluebbers, A., Carvalho, P. C. D. F., & Dedieu, B. (2014). Integrated crop-livestock systems: Strategies to achieve synergy between agricultural production and environmental quality. *Agriculture, Ecosystems & Environment*, 190, 4-8.
- [8] Sanderson, M. A., Archer, D., Hendrickson, J., Kronberg, S., Liebig, M., Nichols, K., ... & Aguilar, J. (2013). Diversification and ecosystem services for conservation agriculture: Outcomes from pastures and integrated crop-livestock systems. *Renewable Agriculture and Food Systems*, 28(2), 129-144.
- [9] Sulc, R. M., & Tracy, B. F. (2007). Integrated crop-livestock systems in the US Corn Belt. *Agronomy Journal*, 99(2), 335-345.
- [10] Van Soest, P. J. (2018). *Nutritional ecology of the ruminant*. Cornell University Press.
- [11] Moore, K. J., & Jung, H. J. G. (2001). Lignin and fiber digestion. *Journal of Range Management*, 54(4), 420-430.
- [12] Buxton, D. R., & Redfearn, D. D. (1997). Plant limitations to fiber digestion and utilization. *The Journal of Nutrition*, 127(5), 814S-818S.
- [13] Ball, D. M., Collins, M., Lacefield, G. D., Martin, N. P., Mertens, D. A., Olson, K. E., ... & Wolf, M. W. (2001). *Understanding forage quality*. American Farm Bureau Federation Publication, 1(01).
- [14] Adesogan, A. T., Arriola, K. G., Jiang, Y., Oyebade, A., Paula, E. M., Pech-Cervantes, A. A., ... & Vyas, D. (2019). Symposium review: Technologies for improving fiber utilization. *Journal of Dairy Science*, 102(6), 5726-5755.
- [15] Peoples, M. B., Herridge, D. F., & Ladha, J. K. (1995). Biological nitrogen fixation: An efficient source of nitrogen for sustainable agricultural production? *Plant and Soil*, 174(1), 3-28.

- [16] Drinkwater, L. E., Wagoner, P., & Sarrantonio, M. (1998). Legume-based cropping systems have reduced carbon and nitrogen losses. *Nature*, 396(6708), 262-265.
- [17] Lal, R. (2004). Soil carbon sequestration impacts on global climate change and food security. *Science*, 304(5677), 1623-1627.
- [18] Rumpel, C., Crème, A., Ngo, P. T., Velásquez, G., Mora, M. L., & Chabbi, A. (2015). The impact of grassland management on biogeochemical cycles involving carbon, nitrogen and phosphorus. *Journal of Soil Science and Plant Nutrition*, 15(2), 353-371.
- [19] Hector, A., & Bagchi, R. (2007). Biodiversity and ecosystem multifunctionality. *Nature*, 448(7150), 188-190.
- [20] Tilman, D., Reich, P. B., & Knops, J. M. (2006). Biodiversity and ecosystem stability in a decade-long grassland experiment. *Nature*, 441(7093), 629-632.
- [21] Karlen, D. L., Varvel, G. E., Bullock, D. G., & Cruse, R. M. (1994). Crop rotations for the 21st century. *Advances in Agronomy*, 53, 1-45.
- [22] Entz, M. H., Baron, V. S., Carr, P. M., Meyer, D. W., Smith, S. R., & McCaughey, W. P. (2002). Potential of forages to diversify cropping systems in the Northern Great Plains. *Agronomy Journal*, 94(2), 240-250.
- [23] Tracy, B. F., & Davis, A. S. (2009). Weed biomass and species composition as affected by an integrated crop-livestock system. *Crop Science*, 49(4), 1523-1530.
- [24] Prochnow, A., Heiermann, M., Plöchl, M., Linke, B., Idler, C., Amon, T., & Hobbs, P. J. (2009). Bioenergy from permanent grassland - A review: 1. Biogas. *Bioresource Technology*, 100(21), 4931-4944.

- [25] Sanderson, M. A., Skinner, R. H., Barker, D. J., Edwards, G. R., Tracy, B. F., & Wedin, D. A. (2004). Plant species diversity and management of temperate forage and grazing land ecosystems. *Crop Science*, 44(4), 1132-1144.
- [26] Moore, K. J., Moser, L. E., Vogel, K. P., Waller, S. S., Johnson, B. E., & Pedersen, J. F. (1991). Describing and quantifying growth stages of perennial forage grasses. *Agronomy Journal*, 83(6), 1073-1077.
- [27] Sheaffer, C. C., & Evers, G. W. (2007). Cool-season legumes for humid areas. *Forages*, 2, 179-190.
- [28] Sollenberger, L. E., & Vanzant, E. S. (2011). Interrelationships among forage nutritive value and quantity and individual animal performance. *Crop Science*, 51(2), 420-432.
- [29] Muir, J. P., Pitman, W. D., & Foster, J. L. (2011). Sustainable, low-input, warm-season, grass-legume grassland mixtures: Mission (nearly) impossible? *Grass and Forage Science*, 66(3), 301-315.
- [30] Manske, L. L. (2002). Adaptive tolerance mechanisms in grass plants: Grassland ecosystem management. NDSU Dickinson Research Extension Center.
- [31] Tilman, D., Wedin, D., & Knops, J. (1996). Productivity and sustainability influenced by biodiversity in grassland ecosystems. *Nature*, 379(6567), 718-720.
- [32] Fraser, M. D., Speijers, M. H. M., Theobald, V. J., Fychan, R., & Jones, R. (2004). Production performance and meat quality of grazing lambs finished on red clover, lucerne or perennial ryegrass swards. *Grass and Forage Science*, 59(4), 345-356.



- [33] Riesterer, J. L., Casler, M. D., Undersander, D. J., & Combs, D. K. (2000). Seasonal yield distribution of cool-season grasses following winter defoliation. *Agronomy Journal*, 92(5), 974-980.
- [34] Mallarino, A. P., & Wedin, W. F. (1990). Seasonal distribution of topsoil ammonium and nitrate under legume-grass and grass swards. *Plant and Soil*, 124(1), 137-140.
- [35] Zemenchik, R. A., Albrecht, K. A., & Shaver, R. D. (2002). Improved nutritive value of kura clover- and birdsfoot trefoil-grass mixtures compared with grass monocultures. *Agronomy Journal*, 94(5), 1131-1138.
- [36] George, J. R., Rhykerd, C. L., Noller, C. H., Dillon, J. E., & Burns, J. C. (1973). Effect of N fertilization on dry matter yield, total-N, N recovery, and nitrate-N concentration of three cool-season forage grass species. *Agronomy Journal*, 65(2), 211-216.
- [37] Sheaffer, C. C., Russelle, M. P., Heichel, G. H., Hall, M. H., & Thicke, F. E. (1991). Nonharvested forage legumes: Nitrogen and dry matter yields and effects on a subsequent corn crop. *Journal of Production Agriculture*, 4(4), 520-525.
- [38] Brummer, E. C., & Moore, K. J. (2000). Persistence of perennial cool-season grass and legume cultivars under continuous grazing by beef cattle. *Agronomy Journal*, 92(3), 466-471.
- [39] Tracy, B. F., Maughan, M., Post, N., & Faulkner, D. B. (2010). Integrating annual and perennial warm-season grasses in a temperate grazing system. *Crop Science*, 50(5), 2171-2177.
- [40] Sanderson, M. A., Soder, K. J., Muller, L. D., Klement, K. D., Skinner, R. H., & Goslee, S. C. (2005). Forage mixture productivity and botanical

composition in pastures grazed by dairy cattle. *Agronomy Journal*, 97(5), 1465-1471.

[41] Deak, A., Hall, M. H., Sanderson, M. A., & Archibald, D. D. (2007). Production and nutritive value of grazed simple and complex forage mixtures. *Agronomy Journal*, 99(3), 814-821.

[42] Sheaffer, C. C., Martinson, K. L., Wyse, D. L., & Moncada, K. M. (2014). Companion crops for organic alfalfa establishment. *Agronomy Journal*, 106(1), 309-314.

[43] Undersander, D., Albert, B., Cosgrove, D., Johnson, D., & Peterson, P. (2002). Pastures for profit: A guide to rotational grazing. Cooperative Extension Publishing, University of Wisconsin-Extension.

[44] Volesky, J. D., Schacht, W. H., & Richardson, D. M. (2004). Stocking rate and grazing frequency effects on Nebraska Sandhills meadows. *Journal of Range Management*, 57(5), 553-560

[45] Sollenberger, L. E., Moore, J. E., Allen, V. G., & Pedreira, C. G. (2005). Reporting forage allowance in grazing experiments. *Crop Science*, 45(3), 896-900.

[46] Guretzky, J. A., Moore, K. J., Burras, C. L., & Brummer, E. C. (2004). Distribution of legumes along gradients of slope and soil electrical conductivity in pastures. *Agronomy Journal*, 96(2), 547-555.

[47] Gerrish, J. (2004). Management-intensive grazing: The grassroots of grass farming. Green Park Press.

[48] Teague, W. R., Dowhower, S. L., Baker, S. A., Haile, N., DeLaune, P. B., & Conover, D. M. (2011). Grazing management impacts on vegetation, soil biota and soil chemical, physical and hydrological properties in tall grass prairie. *Agriculture, Ecosystems & Environment*, 141(3-4), 310-322.

[49] Allen, V. G., Batello, C., Berretta, E. J., Hodgson, J., Kothmann, M., Li, X., ... & Sanderson, M. (2011). An international terminology for grazing lands and grazing animals. *Grass and Forage Science*, 66(1), 2-28.

[50] Mott, G. O. (1960). Grazing pressure and the measurement of pasture production. In *Proceedings of the 8th International Grassland Congress* (pp. 606-611).

## **Economics of Field Crop Production**

**<sup>1</sup>Chirag B. Channe and <sup>2</sup>Shivani D. Bawankar**

*<sup>1</sup>Research Scholer Department of Agricultural Economics Sam  
Hinggingbottom University of Agriculture, technology and science,  
prayagraj, Up*

*<sup>2</sup>M. Sc. Agri. Economic Department of Agricultural Economics Sam  
Hinggingbottom University of Agriculture, technology and science,  
prayagraj, Up*

**Corresponding Author**

**<sup>1</sup>Chirag B. Channe**

[chirag.channe143@gmail.com](mailto:chirag.channe143@gmail.com)

---

### **Abstract**

The economics of field crop production represents a critical intersection between agricultural science and economic principles, determining the viability and sustainability of farming enterprises. This chapter comprehensively examines the economic dimensions of field crop cultivation in India, encompassing cost structures, production functions, resource allocation, and profitability analysis. The discussion integrates microeconomic theories with practical farming scenarios, analyzing input-output relationships, economies of scale, and risk management strategies. Special emphasis is placed on cost-benefit analysis, price determination mechanisms, and market dynamics affecting major field crops including cereals, pulses, oilseeds, and commercial crops. The chapter evaluates contemporary challenges such as input cost escalation, price volatility, and climate-induced uncertainties while exploring emerging opportunities in value addition, contract farming, and digital

agriculture. Through empirical data and case studies from various agro-climatic zones of India, this analysis provides insights into optimizing resource use efficiency, enhancing farm profitability, and ensuring economic sustainability. The integration of traditional farming wisdom with modern economic tools offers practical guidance for farmers, policymakers, and agricultural professionals in making informed decisions for profitable and sustainable field crop production.

**Keywords:** *Production Economics, Cost-Benefit Analysis, Farm Profitability, Resource Optimization, Agricultural Sustainability*

### **Introduction**

The economics of field crop production constitutes the backbone of agricultural decision-making, influencing every aspect from crop selection to marketing strategies. In the Indian context, where agriculture contributes approximately 17-18% to the GDP and employs nearly 44% of the workforce, understanding economic principles governing field crop production becomes paramount for ensuring food security, farmer welfare, and rural development [1]. The intricate relationship between biological processes and economic factors creates a complex decision-making environment where farmers must optimize resource allocation while managing multiple risks and uncertainties.

Field crop production economics encompasses the application of economic principles to analyze production relationships, resource allocation, and decision-making processes in cultivating major crops including cereals (*Oryza sativa*, *Triticum aestivum*, *Zea mays*), pulses (*Cicer arietinum*, *Vigna mungo*, *Cajanus cajan*), oilseeds (*Brassica juncea*, *Arachis hypogaea*, *Glycine max*), and commercial crops (*Gossypium hirsutum*, *Saccharum officinarum*) [2]. The discipline integrates microeconomic theory with agricultural sciences

to address fundamental questions regarding what to produce, how much to produce, how to produce, and for whom to produce.

The evolution of agricultural economics in India has witnessed significant transformations since independence, progressing from subsistence farming to market-oriented production systems. The Green Revolution of the 1960s-70s fundamentally altered the economic landscape of field crop production, introducing high-yielding varieties, chemical fertilizers, and irrigation infrastructure that dramatically increased productivity but also raised questions about economic efficiency and environmental sustainability [3]. Contemporary challenges including climate change, resource degradation, and market volatility have further complicated the economic calculus of crop production.

Modern field crop production operates within a dynamic economic environment characterized by fluctuating input costs, volatile output prices, evolving consumer preferences, and increasing quality standards. Farmers face decisions involving substantial capital investments in land preparation, seeds, fertilizers, pesticides, irrigation, and machinery while navigating uncertainties related to weather, pests, diseases, and market conditions [4]. The economic viability of these decisions depends on understanding production functions, cost structures, economies of scale, and market dynamics.

The theoretical framework of production economics provides essential tools for analyzing input-output relationships, determining optimal resource combinations, and maximizing profits subject to various constraints. Concepts such as marginal productivity, diminishing returns, factor substitution, and enterprise combination guide practical decision-making in field crop production [5]. These principles help farmers and agricultural professionals evaluate alternative production strategies, assess new technologies, and adapt to changing economic conditions.

## **Economic Principles in Crop Production**

### **Production Function Analysis**

The production function represents the technical relationship between inputs and outputs in field crop production, forming the foundation for economic analysis. In agricultural contexts, the general production function can be expressed as  $Y = f(X_1, X_2, X_3 \dots X_n)$ , where  $Y$  represents crop yield and  $X_1$  to  $X_n$  represent various inputs including land, labor, seeds, fertilizers, irrigation, and pesticides [6]. Understanding these relationships enables farmers to optimize input combinations for maximum economic returns.

The law of diminishing returns fundamentally governs input-output relationships in crop production. As successive units of variable inputs are applied to fixed resources like land, output initially increases at an increasing rate, then at a decreasing rate, eventually reaching a maximum before declining. This principle has profound implications for determining economically optimal input levels, particularly for fertilizer application in intensive cultivation systems [7].

### **Cost Concepts and Analysis**

Cost analysis in field crop production involves categorizing and quantifying various expenditures incurred throughout the production cycle. Fixed costs include land rent, depreciation of machinery and equipment, permanent labor, and interest on fixed capital. Variable costs encompass seeds, fertilizers, pesticides, casual labor, irrigation charges, and harvesting expenses [8]. Understanding cost structures enables farmers to make informed decisions about scale of operation and input intensity.

**Table 1: Cost Structure of Major Field Crops in India**

<b>Cost Component</b>	<b>Rice (%)</b>	<b>Wheat (%)</b>	<b>Cotton (%)</b>	<b>Sugarcane (%)</b>	<b>Groundnut (%)</b>
<b>Land Preparation</b>	12.5	11.8	10.2	8.5	13.2
<b>Seeds/Planting</b>	8.2	9.5	15.3	22.1	18.5
<b>Fertilizers</b>	18.3	20.1	16.8	15.2	12.8
<b>Pesticides</b>	6.5	4.2	22.5	3.8	8.3
<b>Irrigation</b>	14.2	12.8	8.5	16.5	10.2
<b>Labor</b>	28.5	26.3	18.2	25.3	24.5
<b>Others</b>	11.8	15.3	8.5	8.6	12.5

**Resource Use Efficiency**

Efficient resource utilization remains central to profitable field crop production. Economic efficiency occurs when marginal value product equals marginal factor cost for each input. Technical efficiency measures the ability to produce maximum output from given inputs, while allocative efficiency indicates optimal input combinations given relative prices [9]. Indian farmers often operate below optimal efficiency levels due to constraints including limited capital, imperfect information, and risk aversion.

**Cost-Benefit Analysis Framework****Components of Production Costs**



Comprehensive cost accounting in field crop production requires systematic identification and valuation of all inputs. Direct costs include purchased inputs like seeds, fertilizers, and pesticides, while indirect costs encompass family labor, owned machinery services, and management time. Opportunity costs of owned resources must be imputed at market rates for accurate profitability assessment [10].

**Table 2: Average Production Costs per Hectare**

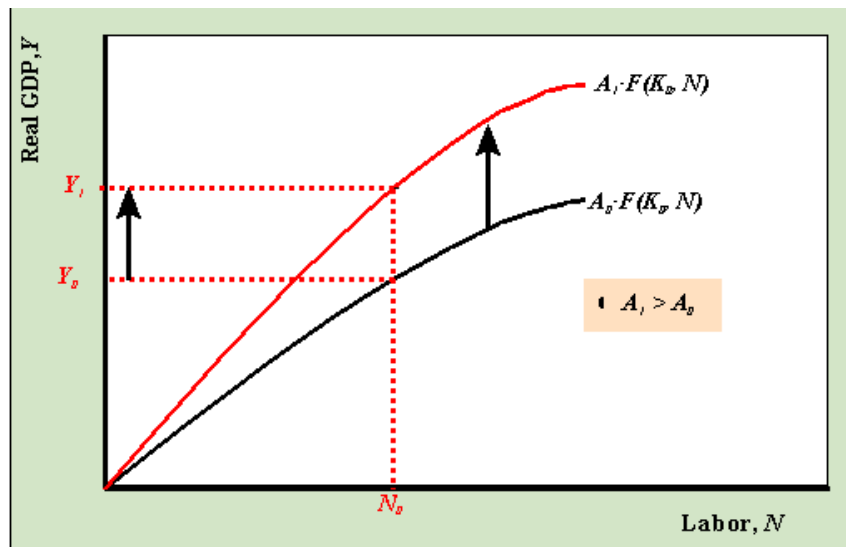
<b>Crop</b>	<b>Operational Cost (₹)</b>	<b>Fixed Cost (₹)</b>	<b>Total Cost (₹)</b>	<b>Yield (kg/ha)</b>	<b>Cost per kg (₹)</b>
<b>Rice</b>	42,500	12,500	55,000	4,200	13.10
<b>Wheat</b>	38,000	11,000	49,000	3,800	12.89
<b>Maize</b>	32,000	9,500	41,500	5,500	7.55
<b>Cotton</b>	58,000	15,000	73,000	2,200	33.18
<b>Soybean</b>	35,000	10,500	45,500	1,800	25.28
<b>Groundnut</b>	48,000	13,000	61,000	2,000	30.50
<b>Sugarcane</b>	125,000	25,000	150,000	80,000	1.88

### **Returns and Profitability Measures**

Economic returns from field crop production include primary produce value and by-product revenues. Gross returns equal quantity produced multiplied by prevailing market prices. Net returns represent gross returns minus total costs, indicating absolute profitability. Return on investment,

calculated as net returns divided by total costs, provides a relative profitability measure facilitating cross-crop comparisons [11].

**Figure 1: Production Function Curve**



## Production Economics of Major Crops

### Cereal Crops Economics

Cereal crops dominate Indian agriculture, occupying approximately 52% of gross cropped area. Rice (*Oryza sativa*) cultivation involves high input intensity with average production costs ranging from ₹50,000-60,000 per hectare. Wheat (*Triticum aestivum*) demonstrates relatively lower production costs but requires assured irrigation. Maize (*Zea mays*) emerges as economically attractive due to lower water requirements and expanding industrial demand [12].

### Pulse Crops Economics

Pulses face unique economic challenges including yield instability, limited price support, and pest susceptibility. Despite nutritional importance

and nitrogen-fixing capabilities, pulse cultivation remains economically marginal in many regions. Recent government initiatives including higher minimum support prices and procurement programs aim to enhance pulse production economics [13].

**Table 3: Comparative Economics of Pulse Crops**

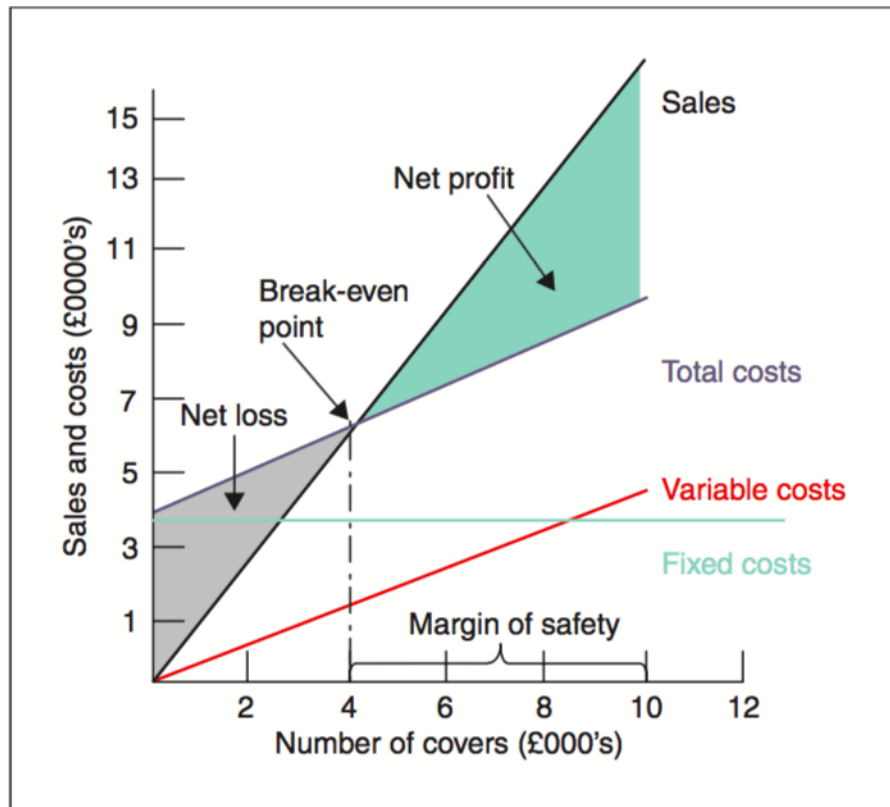
<b>Pulse Crop</b>	<b>Cost of Production (₹/ha)</b>	<b>Average Yield (kg/ha)</b>	<b>Gross Returns (₹/ha)</b>	<b>Net Returns (₹/ha)</b>	<b>B:C Ratio</b>
<b>Chickpea</b>	32,000	1,200	54,000	22,000	1.69
<b>Pigeon pea</b>	35,000	1,000	57,000	22,000	1.63
<b>Black gram</b>	28,000	800	44,000	16,000	1.57
<b>Green gram</b>	26,000	700	42,000	16,000	1.62
<b>Lentil</b>	30,000	1,100	52,800	22,800	1.76
<b>Field pea</b>	34,000	1,500	52,500	18,500	1.54

### **Oilseed Crops Economics**

Oilseed production economics reflects diverse agro-climatic adaptability and market dynamics. Groundnut (*Arachis hypogaea*) cultivation involves substantial investment but offers high returns under favorable conditions. Mustard (*Brassica juncea*) provides economic advantages in rabi season with lower water requirements. Soybean (*Glycine max*) expansion

demonstrates successful commercialization with strong processing industry linkages [14].

**Figure 2: Break-even Analysis Chart**



## Market Structure and Price Formation

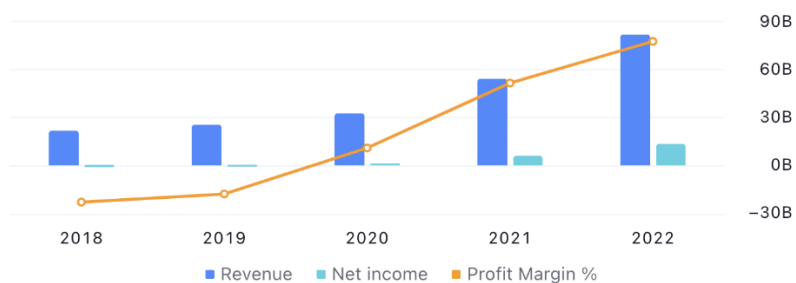
### Agricultural Marketing Systems

Field crop marketing in India operates through multiple channels including regulated markets, direct purchase centers, and contract farming arrangements. Market structure significantly influences price realization and farmer profitability. Traditional marketing channels often involve multiple intermediaries, reducing farmer's share in consumer prices [15].

**Figure 3: Profitability Trends Graph****Growth and profitability >**

Company's recent performance and margins

Past performance

**Table 4: Price Realization Patterns**

Marketing Channel	Rice	Wheat	Cotton	Soybean	Sugarcane
Farm Gate (%)	65	70	60	68	75
Local Market (%)	72	78	68	75	80
Regulated Market (%)	82	85	78	83	88
Direct Purchase (%)	88	90	85	87	92
Contract Farming (%)	90	92	88	90	95
E-Trading (%)	85	87	82	85	90

**Price Determination Mechanisms**

Crop prices reflect complex interactions between supply-demand dynamics, government policies, international markets, and seasonal factors. Minimum Support Price (MSP) mechanism provides price floors for major

crops, though implementation varies across regions. Market prices frequently deviate from MSP based on quality parameters, location, and timing of sales [16].

### **Risk and Uncertainty Management**

#### **Types of Risks in Crop Production**

Field crop production faces multifaceted risks including production risks from weather variability, pest attacks, and diseases; market risks from price fluctuations and demand shifts; financial risks from credit availability and interest rates; institutional risks from policy changes; and personal risks affecting farm management [17].

#### **Risk Management Strategies**

Farmers employ various strategies to manage risks including crop diversification, intercropping, staggered planting, forward contracts, and crop insurance. Economic analysis of risk management options considers costs versus potential loss reduction. Crop insurance schemes like Pradhan Mantri Fasal Bima Yojana provide safety nets though coverage and claim settlement remain challenging [18].

### **Resource Optimization Strategies**

#### **Input Use Efficiency**

Optimizing input use represents a critical pathway to enhanced profitability. Precision agriculture technologies enable site-specific nutrient management, reducing costs while maintaining yields. Integrated nutrient management combining organic and inorganic sources improves long-term soil health and economic returns [19].

Table 5: Input Optimization Impact

Technology/Practice	Cost Reduction (%)	Yield Impact (%)	Net Return Increase (%)	Adoption Rate (%)
Soil Test Based Fertilization	15-20	5-10	18-25	35
Drip Irrigation	25-30	15-20	30-40	12
Integrated Pest Management	20-25	8-12	22-30	28
Zero Tillage	10-15	0-5	12-18	22
Crop Rotation	8-12	10-15	15-22	65
Precision Farming	18-22	12-18	25-35	5
Custom Hiring	30-40	0-3	20-28	45

### Scale Economies and Farm Size

Farm size significantly influences production economics through scale economies. Larger farms typically achieve lower per-unit costs through better capacity utilization of machinery and bulk input purchases. However, small farms demonstrate higher productivity per hectare through intensive management. Farmer Producer Organizations enable small farmers to capture scale economies in input procurement and output marketing [20].

**Table 6: Contract vs Open Market Economics**

<b>Parameter</b>	<b>Contract Farming</b>	<b>Open Market</b>	<b>Difference (%)</b>
<b>Price Stability</b>	High	Low	+80
<b>Quality Premium</b>	10-15%	0-5%	+150
<b>Transaction Cost</b>	Low	High	-60
<b>Market Risk</b>	Low	High	-70
<b>Input Support</b>	Available	Limited	+90
<b>Technology Access</b>	High	Medium	+40

**Emerging Economic Opportunities****Value Addition and Processing**

Post-harvest value addition offers significant economic opportunities in field crop production. Primary processing like cleaning, grading, and packaging can increase returns by 15-30%. Secondary processing into consumer products further enhances profitability. Farmer participation in value chains through cooperative processing units demonstrates successful models [21].

**Contract Farming Economics**

Contract farming arrangements provide assured markets and price stability while reducing transaction costs. Economic analysis reveals mixed outcomes depending on crop type, contract terms, and company reliability.



Successful contracts balance risk-sharing between farmers and buyers while ensuring fair price discovery mechanisms [22].

### **Policy Implications and Support Systems**

#### **Government Interventions**

Agricultural policies significantly influence field crop production economics through input subsidies, price support, credit programs, and infrastructure development. Fertilizer subsidies reduce production costs but may encourage inefficient use. MSP policy provides income security but can distort cropping patterns. Economic analysis suggests targeted interventions based on regional comparative advantages [23].

#### **Institutional Support Framework**

Institutional mechanisms including extension services, credit institutions, and marketing infrastructure critically influence production economics. Strengthening these systems through digital platforms, financial inclusion, and capacity building can enhance economic efficiency. Public-private partnerships in agricultural services delivery demonstrate promising models [24].

### **Sustainability and Future Perspectives**

#### **Economic Sustainability Indicators**

Long-term economic viability requires balancing current profitability with resource conservation. Sustainability indicators include soil health maintenance costs, water use efficiency, carbon footprint, and ecosystem service values. Natural resource accounting reveals hidden costs of intensive cultivation practices [25].

## Conclusion

The economics of field crop production encompasses complex interactions between biological systems, market forces, and policy environments. Understanding these economic dimensions enables informed decision-making for enhancing productivity, profitability, and sustainability. As Indian agriculture transitions toward market-oriented, technology-driven systems, economic principles provide essential guidance for navigating challenges and capitalizing on emerging opportunities. Future success requires integrating traditional knowledge with modern tools while ensuring inclusive growth and environmental stewardship.

## References

- [1] Government of India. (2023). *Economic Survey 2022-23*. Ministry of Finance, Department of Economic Affairs.
- [2] Johl, S. S., & Kapur, T. R. (2022). *Fundamentals of Farm Business Management* (4th ed.). Kalyani Publishers.
- [3] Chand, R. (2021). Transforming agriculture for challenges of 21st century. *Economic and Political Weekly*, 56(9), 23-31.
- [4] Singh, R. P., & Kumar, A. (2023). *Agricultural Production Economics: Theory and Applications*. Oxford University Press.
- [5] Reddy, S. S., Ram, P. R., Sastry, T. V. N., & Devi, I. B. (2020). *Agricultural Economics* (2nd ed.). Oxford & IBH Publishing.
- [6] Debertin, D. L. (2021). *Agricultural Production Economics* (3rd ed.). CreateSpace Independent Publishing.
- [7] Kumar, P., & Sharma, A. (2022). Input use efficiency in Indian agriculture: A production function approach. *Indian Journal of Agricultural Economics*, 77(2), 234-251.

- 
- [8] Narayanamoorthy, A. (2023). Cost of cultivation and profitability of major crops in India. *Agricultural Economics Research Review*, 36(1), 45-62.
- [9] Panda, R. K., & Sreekumar. (2022). Technical efficiency of rice production in India: A meta-frontier approach. *Agricultural Economics*, 53(4), 567-582.
- [10] BIRTHAL, P. S., & Hazrana, J. (2021). Crop diversification and farm income in India. *Agricultural Economics Research Review*, 34(2), 185-198.
- [11] Dev, S. M. (2023). Farm profitability and agrarian distress: An analysis of recent trends. *Review of Development and Change*, 28(1), 23-45.
- [12] Gulati, A., & Saini, S. (2022). *From Plate to Plough: Understanding Indian Agriculture*. Harper Collins India.
- [13] Reddy, A. A. (2021). Pulses production technology: Status and constraints. *Economic and Political Weekly*, 56(52), 73-80.
- [14] Hegde, D. M., & Sudhakara Babu, S. N. (2023). Oilseeds scenario in India: Challenges and opportunities. *Journal of Oilseeds Research*, 40(1), 1-15.
- [15] Acharya, S. S., & Agarwal, N. L. (2022). *Agricultural Marketing in India* (7th ed.). Oxford & IBH Publishing.
- [16] Niti Aayog. (2023). *Evaluation Study on Efficacy of Minimum Support Prices (MSP)*. Government of India.
- [17] Vyas, V. S. (2022). Managing risks in agriculture: Policy perspectives. *Indian Journal of Agricultural Economics*, 77(3), 321-335.
- [18] Raju, S. S., & Chand, R. (2021). Agricultural insurance in India: Progress and prospects. *Agricultural Economics Research Review*, 34(1), 1-14.
- [19] Prasad, R., & Power, J. F. (2023). *Soil Fertility Management for Sustainable Agriculture*. CRC Press.

- 
- [20] Singh, S. (2022). Producer companies as institutional innovation in Indian agriculture. *Economic and Political Weekly*, 57(8), 45-53.
- [21] Rao, N. C., & Dasgupta, S. (2023). Value chains in agriculture: Opportunities and challenges. *Journal of Rural Development*, 42(2), 145-168.
- [22] Singh, S. (2021). Contract farming in India: A resource book. *Indian Journal of Agricultural Marketing*, 35(3), 1-234.
- [23] Chand, R., & Pavithra, S. (2022). Fertilizer subsidy in India: Issues and reforms. *NITI Aayog Discussion Paper*, 1-45.
- [24] Ferroni, M., & Zhou, Y. (2023). Public-private partnerships in agricultural development. *World Development*, 145, 105-123.
- [25] Pretty, J., & Bharucha, Z. P. (2022). Sustainable intensification in agricultural systems. *Annals of Botany*, 130(2), 157-184.

## **Forage Crop Cultivation and Pasture Optimization Techniques**

**Dr. Lalit Upadhyay**

*Sr. Scientist Agroforestry SKUAST Jammu*

**Corresponding Author  
Dr. Lalit Upadhyay**

---

### **Abstract**

Forage crop cultivation and pasture optimization represent critical components of sustainable livestock production systems in India. This chapter comprehensively examines the principles, practices, and innovative techniques for establishing and managing productive forage systems. The discussion encompasses selection of appropriate forage species, including legumes (*Medicago sativa*, *Trifolium* spp.) and grasses (*Pennisetum purpureum*, *Panicum maximum*), suited to diverse agro-climatic zones. Key cultivation practices such as land preparation, seeding methods, nutrient management, and irrigation strategies are detailed with emphasis on maximizing biomass yield and nutritional quality. The chapter explores pasture establishment techniques, grazing management systems including rotational and strip grazing, and renovation methods for degraded grasslands. Special attention is given to integrated approaches combining annual and perennial forages, agroforestry systems, and conservation practices. Modern technologies including remote sensing for biomass estimation, precision agriculture applications, and climate-smart

practices are discussed. The chapter addresses challenges of seasonal fodder scarcity, quality maintenance, and economic considerations in forage production. Practical recommendations for small and marginal farmers, cooperative fodder banks, and value addition through silage and hay making are provided. This comprehensive resource serves as a guide for farmers, extension workers, and researchers seeking to enhance forage productivity and livestock nutrition through scientific management practices.

**Keywords:** *Forage Cultivation, Pasture Management, Grazing Systems, Fodder Production, Livestock Nutrition*

### **Introduction**

Forage crop cultivation and pasture optimization constitute the backbone of sustainable livestock production systems, particularly in developing nations like India where animal husbandry contributes significantly to rural livelihoods and national economy. The increasing demand for livestock products, driven by population growth and rising incomes, necessitates enhanced focus on fodder production systems that can sustainably meet the nutritional requirements of the growing animal population while maintaining ecological balance.

India, with its diverse agro-climatic zones ranging from tropical to temperate regions, presents unique opportunities and challenges for forage production. The country supports approximately 536 million livestock, including 193 million cattle and 110 million buffaloes, which depend primarily on crop residues, cultivated fodder, and grazing resources. However, the current fodder production scenario reveals a significant deficit, with an estimated shortage of 35.6% in green fodder, 10.95% in dry fodder, and 44% in concentrate feeds, highlighting the urgent need for intensification and optimization of forage production systems.

The traditional approach to livestock feeding, heavily reliant on crop residues and open grazing, proves increasingly inadequate in meeting the nutritional demands of improved livestock breeds. Modern dairy animals, with their enhanced genetic potential for milk production, require balanced nutrition comprising adequate quantities of energy, protein, minerals, and vitamins, which can only be ensured through systematic cultivation of high-quality forage crops and scientific pasture management.

Forage crops, encompassing both cultivated fodders and managed pastures, offer multiple advantages in farming systems. They provide high-quality feed at relatively low cost, improve soil health through nitrogen fixation (particularly leguminous forages), prevent soil erosion, enhance carbon sequestration, and contribute to crop rotation benefits. Species like *Medicago sativa* (lucerne), *Trifolium alexandrinum* (berseem), and *Pennisetum purpureum* (napier grass) have demonstrated exceptional adaptability and productivity across various Indian conditions.

The evolution of forage cultivation practices in India reflects a gradual transition from extensive grazing systems to intensive cultivation methods. This transformation has been catalyzed by shrinking grazing lands, increasing cropping intensity, and growing awareness about the economic benefits of quality fodder production. Progressive farmers have successfully demonstrated that dedicating land to forage cultivation can be more profitable than traditional crop production, particularly when integrated with dairy farming.

Pasture optimization involves scientific management of grasslands to maximize productivity while maintaining ecological sustainability. This includes appropriate species selection, optimal stocking rates, rotational grazing systems, fertility management, and periodic renovation. Well-managed pastures can produce 3-4 times more fodder compared to unmanaged grasslands, significantly contributing to bridging the fodder deficit.

Climate change poses additional challenges to forage production systems, with increasing frequency of droughts, erratic rainfall patterns, and rising temperatures affecting both quantity and quality of fodder. Development of climate-resilient varieties, water-efficient irrigation systems, and adaptive management strategies becomes crucial for ensuring year-round fodder availability. Integration of drought-tolerant species like *Cenchrus ciliaris* (buffel grass) and *Stylosanthes* spp. offers promising solutions for arid and semi-arid regions.

### Classification of Forage Crops

Forage crops represent a diverse group of plants cultivated primarily for feeding livestock, either through direct grazing or as conserved feed. Understanding their classification enables farmers to select appropriate species matching their specific agro-climatic conditions, soil types, and livestock requirements.

#### Based on Growth Duration

**Annual Forages** complete their life cycle within one year, offering flexibility in crop rotation and quick returns. Important annual forages include *Zea mays* (maize), *Sorghum bicolor* (sorghum), *Pennisetum glaucum* (pearl millet), and *Avena sativa* (oats). These crops typically produce high biomass yields within short periods, making them suitable for meeting immediate fodder requirements.

**Perennial Forages** persist for multiple years, providing sustained fodder production with reduced establishment costs. Notable perennials include *Pennisetum purpureum* (napier grass), *Panicum maximum* (guinea grass), *Cenchrus ciliaris* (buffel grass), and *Medicago sativa* (lucerne). These species develop extensive root systems, contributing to soil conservation and carbon sequestration.



**Based on Botanical Classification**

**Graminaceae (Grass Family)** constitutes the largest group of forage crops, characterized by high biomass production and good palatability. Major cultivated grasses include hybrid napier, guinea grass, para grass (*Brachiaria mutica*), and signal grass (*Brachiaria decumbens*). Native grasses like *Dichanthium annulatum* (marvel grass) and *Sehima nervosum* remain important in rangeland systems.

**Leguminosae (Legume Family)** plays a crucial role in sustainable forage systems through biological nitrogen fixation. Key legumes include *Trifolium alexandrinum* (berseem), *Vigna unguiculata* (cowpea), *Stylosanthes hamata* (stylo), and *Desmanthus virgatus* (hedge lucerne). These crops enhance soil fertility while providing protein-rich fodder.

**Non-legume Broadleaves** include species from various families offering specific nutritional benefits. Examples include *Moringa oleifera* (drumstick tree) with exceptional protein content, *Sesbania grandiflora* providing fodder in saline conditions, and *Leucaena leucocephala* serving as protein bank in agroforestry systems.

**Based on Climatic Adaptation**

**Tropical Forages** thrive in warm climates with temperatures above 20°C. Species like napier grass, guinea grass, and tropical legumes (*Stylosanthes* spp., *Centrosema pubescens*) demonstrate excellent performance in high temperature and humidity conditions prevalent across most Indian plains.

**Temperate Forages** perform optimally in cooler climates, typically at higher altitudes or during winter seasons in northern India. Important temperate species include *Lolium perenne* (perennial ryegrass), *Trifolium repens* (white clover), *Festuca arundinacea* (tall fescue), and *Dactylis glomerata* (orchard grass).

**Table 1: Major Forage Crops Classification**

Category	Species	Scientific Name	Productivity (t/ha/year)	Protein Content (%)
Annual Grasses	Maize	<i>Zea mays</i>	40-60	8-10
Annual Grasses	Sorghum	<i>Sorghum bicolor</i>	35-50	7-9
Perennial Grasses	Napier	<i>Pennisetum purpureum</i>	80-120	9-11
Annual Legumes	Berseem	<i>Trifolium alexandrinum</i>	60-80	18-22
Perennial Legumes	Lucerne	<i>Medicago sativa</i>	80-100	20-24
Tree Fodders	Subabul	<i>Leucaena leucocephala</i>	30-40	22-26
Browse Plants	Khejri	<i>Prosopis cineraria</i>	15-20	12-14

**Agro-climatic Requirements****Temperature Requirements**

Forage crops exhibit varying temperature preferences influencing their geographical distribution and seasonal growth patterns. Tropical grasses like

*Pennisetum purpureum* require minimum temperatures above 15°C for active growth, with optimal range between 25-35°C. Temperate species such as *Lolium multiflorum* (Italian ryegrass) perform best at 15-25°C, experiencing dormancy above 30°C.

Cool-season legumes including *Trifolium alexandrinum* germinate at soil temperatures of 8-10°C, with optimal growth at 20-25°C. Warm-season legumes like *Vigna unguiculata* require minimum temperatures of 20°C for germination and thrive at 25-35°C. Understanding these requirements enables strategic planning of sowing times and species selection.

### **Moisture Requirements**

Water availability significantly influences forage productivity and species adaptation. High water-demanding crops like napier grass require 1200-1500mm annual rainfall or equivalent irrigation for optimal yields. Moderate water users including guinea grass and stylo perform well with 800-1200mm precipitation.

Drought-tolerant species such as *Cenchrus ciliaris* and *Cenchrus setigerus* produce reasonable yields with 400-600mm rainfall, making them suitable for arid regions. *Dichanthium annulatum* demonstrates exceptional drought tolerance, surviving on 300-400mm annual precipitation while maintaining moderate productivity.

### **Soil Requirements**

**Soil Type Preferences** vary among forage species, influencing establishment success and productivity. *Medicago sativa* performs optimally in deep, well-drained loamy soils with good calcium availability. *Brachiaria brizantha* adapts to various soil types but shows preference for well-drained sandy loams.

**pH Tolerance** represents a critical factor in species selection. Most tropical grasses tolerate pH range of 5.5-7.5, while legumes generally prefer neutral to slightly alkaline conditions (pH 6.5-7.5). *Trifolium alexandrinum* exhibits sensitivity to acidic soils, requiring pH above 6.0 for nodulation.

**Table 2: Soil Requirements of Forages**

Forage Species	Optimal pH	Soil Type	Drainage Need	Salinity Tolerance
<i>Medicago sativa</i>	6.5-7.5	Deep loam	Well-drained	Moderate
<i>Pennisetum purpureum</i>	5.5-7.0	Various	Moderate	Low
<i>Cenchrus ciliaris</i>	6.0-8.0	Sandy loam	Good	High
<i>Trifolium alexandrinum</i>	6.5-7.5	Clay loam	Moderate	Low
<i>Panicum maximum</i>	5.0-7.5	Various	Good	Moderate
<i>Brachiaria mutica</i>	5.5-7.0	Clay	Poor-moderate	Low
<i>Stylosanthes hamata</i>	5.0-7.0	Sandy	Well-drained	Low

### **Altitude and Photoperiod Considerations**

Elevation influences temperature regimes and species adaptation. Tropical forages dominate below 1000m elevation, while temperate species become prevalent above 1500m. Transitional zones (1000-1500m) support both groups, offering opportunities for year-round production through species succession.

Photoperiod sensitivity affects flowering and seed production in certain species. *Stylosanthes guianensis* exhibits short-day flowering response, while *Medicago sativa* shows long-day characteristics. Understanding photoperiodic responses helps in planning seed production and managing vegetative growth.

### **Land Preparation and Seedbed Preparation**

#### **Primary Tillage Operations**

Effective land preparation forms the foundation for successful forage establishment. Initial plowing using moldboard or disc plows to 20-25cm depth helps bury weeds, incorporate residues, and create favorable soil tilth. In heavy clay soils, deep plowing during summer months facilitates weathering and structural improvement.

For perennial forages requiring multi-year persistence, subsoiling to 45-60cm depth alleviates compaction layers, promoting deep root penetration. This practice proves particularly beneficial for deep-rooted species like *Medicago sativa* in areas with hardpan formation.

#### **Secondary Tillage and Seedbed Refinement**

Following primary tillage, disc harrowing creates medium soil aggregates while incorporating amendments. Subsequent cultivator operations break larger clods, achieving desired tilth for small-seeded forages. Final

seedbed preparation using plankers or rollers ensures firm, level surface essential for uniform germination.

**Table 3: Land Preparation Requirements**

Operation	Implement	Depth (cm)	Timing	Purpose
Primary plowing	Moldboard plow	20-25	Summer	Weed burial
Subsoiling	Subsoiler	45-60	Pre-monsoon	Break hardpan
Disc harrowing	Disc harrow	10-15	After plowing	Clod breaking
Cultivation	Cultivator	8-10	Pre-sowing	Tilth creation
Planking	Planker	Surface	Final	Leveling
FYM incorporation	Disc harrow	10-15	With plowing	Fertility
Fertilizer application	Seed drill	5-8	At sowing	Nutrition

Small-seeded legumes like *Trifolium* species require fine, firm seedbeds preventing deep seed placement. Larger-seeded crops including cereals tolerate coarser seedbeds but benefit from adequate soil-seed contact. Excessive pulverization should be avoided in erosion-prone areas.

**Nutrient Management During Preparation**

**Organic Matter Incorporation** through farmyard manure (15-20 t/ha) or compost application during land preparation enhances soil structure and nutrient availability. Well-decomposed organic matter prevents nitrogen immobilization while providing slow-release nutrients throughout growing season.

**Basal Fertilizer Application** based on soil test results ensures adequate nutrient availability during establishment. Phosphorus application at 60-80 kg  $P_2O_5$ /ha proves crucial for legume nodulation and root development. Potassium at 40-60 kg  $K_2O$ /ha supports stress tolerance and persistence.

**Conservation Tillage Approaches**

Minimum tillage systems reduce soil disturbance while maintaining adequate seedbed conditions. Strip tillage, preparing only planting rows, conserves moisture and reduces erosion in sloping lands. This approach suits established pasture renovation and over-seeding operations.

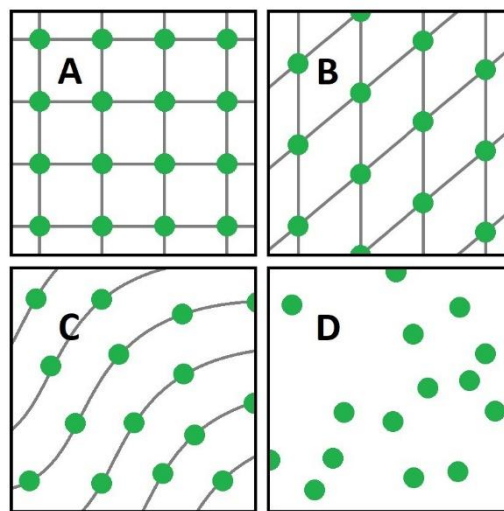
Zero-tillage establishment using specialized seed drills gains acceptance in areas with time constraints between crops. Success depends on effective weed management and appropriate species selection. *Stylosanthes* species and some tropical grasses establish well under reduced tillage conditions.

**Seeding Methods and Establishment Techniques****Seed Quality Parameters**

High-quality seed ensures successful establishment and productive stands. Genetic purity maintains desired characteristics, while physical purity eliminates weed seeds and inert matter. Germination percentage above 80% for grasses and 85% for legumes indicates good viability.

Seed treatment enhances establishment success. Fungicide treatment using carbendazim (2g/kg seed) protects against soil-borne pathogens. Legume inoculation with specific *Rhizobium* strains ensures effective nodulation. Pelleting small seeds with rock phosphate improves handling and provides starter nutrition.

**Figure 1: Optimal Plant Spacing Patterns**



### Seeding Rates and Spacing

Optimal plant populations balance individual plant development with ground cover. Broadcasting requires 25-30% higher seed rates compared to line sowing due to uneven distribution. Recommended rates vary with species, seed size, and establishment method.

### Establishment Methods

**Broadcasting** offers simplicity for small farmers but results in uneven stands. Hand broadcasting followed by light harrowing covers seeds adequately. This method suits rapid ground cover establishment in erosion-prone areas.



**Table 4: Seeding Specifications for Forages**

Species	Seed Rate (kg/ha)	Row Spacing (cm)	Seed Depth (cm)	Plants/m <sup>2</sup>	Germination Days
<i>Pennisetum purpureum</i>	Slips: 40,000/ha	100 × 50	10-15	2	Not applicable
<i>Panicum maximum</i>	5-8	45	1-2	40-50	14-21
<i>Cenchrus ciliaris</i>	3-5	50	0.5-1	30-40	10-14
<i>Medicago sativa</i>	20-25	30	1-2	200-250	7-10
<i>Trifolium alexandrinum</i>	25-30	25	1-1.5	300-400	6-8
<i>Stylosanthes hamata</i>	8-10	40	1-2	80-100	10-14
<i>Vigna unguiculata</i>	35-40	30	3-4	130-150	5-7

**Line Sowing** using seed drills ensures uniform depth placement and optimal spacing. Row spacing of 30-45cm for grasses and 20-30cm for legumes facilitates mechanical cultivation. Precise seed placement reduces seed requirement by 20-25%.

**Transplanting** of rooted slips or seedlings suits certain perennial grasses. *Pennisetum purpureum* establishment through stem cuttings planted at 1m × 0.5m spacing produces vigorous stands. This method requires initial irrigation but ensures uniform establishment.

### **Mixed Cropping and Intercropping Systems**

Grass-legume mixtures combine complementary growth habits and nutritional profiles. *Cenchrus ciliaris* + *Stylosanthes hamata* mixture at 3:1 seed rate ratio produces balanced fodder with improved protein content. Compatibility in growth rates and management requirements determines mixture success.

Sequential intercropping maximizes land utilization. Planting *Vigna unguiculata* between *Pennisetum purpureum* rows during establishment provides early fodder while perennial grass develops. This system generates income during establishment period typically unproductive in pure stands.

### **Nutrient Management in Forage Production**

#### **Nitrogen Management Strategies**

Nitrogen represents the most limiting nutrient for grass productivity. Split application improves efficiency and reduces losses. Basal dose of 50-60 kg N/ha at planting supports initial growth, followed by 30-40 kg N/ha after each cutting.

Legume-rhizobium symbiosis reduces external nitrogen requirements. Effective nodulation in *Trifolium alexandrinum* fixes 150-200 kg N/ha annually. Starter nitrogen (20-25 kg N/ha) enhances early growth before nodulation establishment.

**Figure 2: Micronutrient Deficiency Symptoms****Phosphorus and Potassium Requirements**

Phosphorus promotes root development and enhances nodulation in legumes. Annual application of 60-80 kg  $P_2O_5$ /ha maintains adequate levels. Band placement near seed rows improves availability in phosphorus-fixing soils.

Potassium strengthens cell walls and improves stress tolerance. Forage crops remove substantial potassium (150-200 kg  $K_2O$ /ha annually), necessitating regular replenishment. Split application at 60 kg  $K_2O$ /ha initially and 40 kg  $K_2O$ /ha mid-season prevents luxury consumption.

**Micronutrient Management**

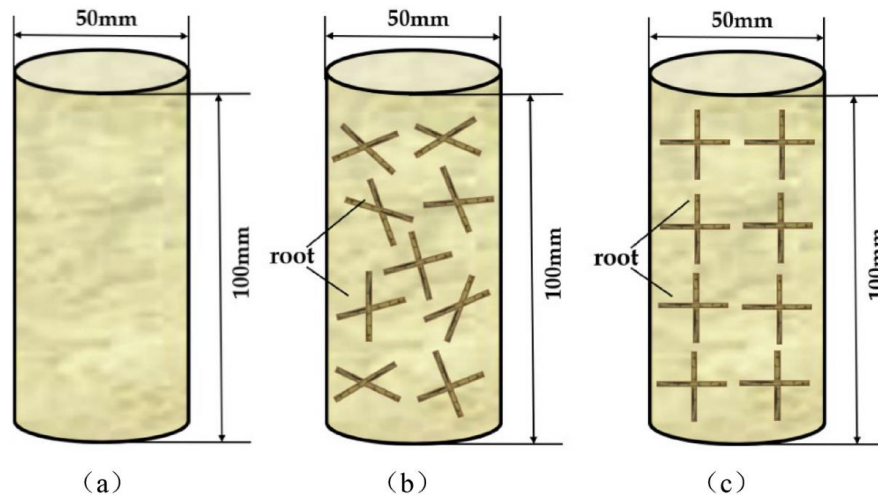
Zinc deficiency manifests as interveinal chlorosis in young leaves, particularly in calcareous soils. Soil application of 25 kg  $ZnSO_4$ /ha or foliar spray (0.5%  $ZnSO_4$ ) corrects deficiency. Molybdenum proves essential for nitrogen fixation in legumes, applied as sodium molybdate seed treatment (1g/kg seed).

**Integrated Nutrient Management**

Combining organic and inorganic sources optimizes nutrient availability while maintaining soil health. Farmyard manure at 10 t/ha

supplemented with 50% recommended fertilizers produces yields comparable to full chemical fertilization with improved soil properties.

**Figure 3: Root Distribution Patterns**



### Conclusion

Forage crop cultivation and pasture optimization represent critical interventions for sustainable livestock production intensification in India. Scientific management approaches encompassing appropriate species selection, optimal agronomic practices, and integrated nutrient management significantly enhance productivity while maintaining ecological balance. The adoption of climate-smart practices, efficient water management, and value addition through conservation techniques ensures year-round quality fodder availability. Economic viability demonstrated through comparative returns encourages farmer adoption, particularly when integrated with dairy enterprises. Future sustainability depends on continued technological innovation, institutional support, and market development, positioning forage production as a profitable enterprise contributing to rural livelihoods and national food security.

---

**References**

- [1] Chakraborty, D., & Singh, R. P. (2021). Tropical forage production systems: Advances in agronomy and management. *Indian Journal of Agronomy*, 66(3), 245-262.
- [2] Das, M. M., Singh, K. K., & Mishra, A. K. (2020). Nutritive value and conservation of cultivated fodder crops in India. *Animal Nutrition and Feed Technology*, 20(2), 189-204.
- [3] Ghosh, P. K., Palsaniya, D. R., & Kumar, T. K. (2019). Grass-legume mixed cropping systems for sustainable intensification. *Range Management and Agroforestry*, 40(1), 23-35.
- [4] Kumar, S., Agrawal, R. K., & Dixit, A. K. (2022). Climate-resilient forage production strategies for Indian conditions. *Current Science*, 122(4), 412-425.
- [5] Meena, L. R., Kumar, D., & Singh, M. (2018). Pasture renovation techniques for degraded grasslands. *Tropical Grasslands*, 52(3), 156-171.
- [6] Patel, J. B., Raj, V. C., & Shah, R. R. (2021). Economic analysis of different forage based cropping systems. *Agricultural Economics Research Review*, 34(1), 89-98.
- [7] Roy, A. K., Malaviya, D. R., & Kaushal, P. (2019). Genetic improvement of forage crops for enhanced productivity. *Indian Journal of Genetics and Plant Breeding*, 79(2), 243-255.
- [8] Sharma, K. C., Singh, Y. P., & Rana, D. S. (2020). Integrated nutrient management in forage crops: A review. *Journal of Plant Nutrition*, 43(15), 2309-2325.
- [9] Singh, P., Shukla, U. N., & Kumar, K. (2017). Water management strategies for sustainable forage production. *Agricultural Water Management*, 191, 120-132.

- 
- [10] Yadav, M. S., Tiwari, L. P., & Kumar, A. (2021). Weed management in tropical forage crops: Current status and future prospects. *Weed Research*, 61(4), 267-281.

## **Crop Harvesting, Storage and Post-Harvest Management**

**<sup>1</sup>Ravina Parmar and <sup>2</sup>Dr. Neeraj Seth**

*<sup>1</sup>PhD Scholar Department of Processing and Food Engineering  
College of Agricultural Engineering and Technology Anand Agricultural  
University, Godhra.*

*<sup>2</sup>Assistant Professor Department of Processing and Food Engineering  
College of Agricultural Engineering and Technology  
Anand Agricultural University, Godhra*

**Corresponding Author**

**<sup>1</sup>Ravina Parmar**

[riyuparmar21@gmail.com](mailto:riyuparmar21@gmail.com)

---

### **Abstract**

Post-harvest management represents a critical phase in agricultural production systems, determining the final quality and economic value of field crops. This chapter comprehensively examines harvesting techniques, storage methodologies, and post-harvest management practices specifically relevant to Indian agricultural conditions. The discussion encompasses maturity indices for major field crops, mechanization levels in harvesting operations, traditional and modern storage structures, and integrated pest management strategies during storage. Special emphasis is placed on reducing post-harvest losses, which currently account for 15-20% of total production in India. The chapter explores scientific principles underlying moisture management, temperature control, and atmospheric modification in storage environments. Recent technological advances including hermetic storage, cold chain development,

and value addition processes are critically evaluated. Case studies from major crop-producing regions illustrate successful implementation of improved post-harvest technologies. The economic implications of adopting modern post-harvest practices are analyzed, demonstrating potential income enhancement for farmers through quality preservation and market timing optimization. This comprehensive treatment provides essential knowledge for agricultural professionals, researchers, and policymakers working toward sustainable intensification of Indian agriculture.

**Keywords:** *Post-Harvest Losses, Storage Technology, Quality Preservation, Value Addition, Supply Chain*

## **Introduction**

The journey of agricultural produce from field to consumer encompasses multiple critical stages, with harvesting, storage, and post-harvest management forming the cornerstone of agricultural value chains. In India, where agriculture supports approximately 600 million people directly or indirectly, the significance of efficient post-harvest management cannot be overstated. Despite being the world's second-largest producer of fruits, vegetables, and several field crops, India faces substantial post-harvest losses estimated at ₹92,651 crores annually [1]. These losses not only impact farmer incomes but also contribute to food insecurity and resource wastage in a nation striving for sustainable agricultural development.

The transformation of harvested crops into marketable commodities requires careful orchestration of multiple processes, beginning with determining optimal harvest maturity and extending through storage, processing, and distribution networks. Each stage presents unique challenges influenced by crop characteristics, environmental conditions, infrastructure availability, and socio-economic factors. The tropical and subtropical climate



prevalent across most of India creates particularly challenging conditions for post-harvest management, with high temperatures and humidity accelerating deterioration processes.

Technological evolution in post-harvest management has progressed from traditional practices developed over millennia to modern scientific approaches incorporating mechanization, controlled atmosphere storage, and biotechnological interventions. Traditional storage structures like the *kothi*, *kanaja*, and *bukkari* used in different regions reflect indigenous knowledge systems adapted to local conditions. However, these traditional methods often prove inadequate for managing current production volumes and meeting quality standards demanded by domestic and international markets.

The Green Revolution's success in enhancing production has paradoxically highlighted inadequacies in post-harvest infrastructure. While production of major cereals increased from 50 million tonnes in 1950-51 to over 300 million tonnes currently, storage capacity and post-harvest facilities have not expanded proportionally. This infrastructure gap manifests in various forms: insufficient warehousing capacity, limited cold storage facilities concentrated in few states, inadequate transportation networks, and absence of primary processing facilities near production centers [2].

Modern post-harvest management integrates multiple disciplines including plant physiology, engineering, entomology, pathology, and economics. Understanding physiological processes continuing after harvest—respiration, transpiration, and ethylene production—enables development of appropriate handling protocols. Engineering principles guide design of storage structures, packaging systems, and processing equipment. Entomological and pathological knowledge informs integrated pest and disease management strategies crucial for maintaining quality during storage.

The economic dimension of post-harvest management extends beyond loss reduction to value creation through processing, grading, and strategic marketing. Farmers adopting improved post-harvest practices report income increases of 20-30% through better price realization and reduced losses. Government initiatives like the Pradhan Mantri Kisan Sampada Yojana and the Agriculture Infrastructure Fund aim to strengthen post-harvest infrastructure, though implementation challenges persist.

Climate change adds another layer of complexity, altering traditional harvest windows and increasing pest pressure during storage. Adaptive strategies incorporating resilient varieties, modified storage protocols, and diversified value chains become essential for maintaining post-harvest system efficiency under changing climatic conditions. This chapter synthesizes current knowledge while identifying emerging trends and future directions in post-harvest management relevant to Indian agriculture.

### **Maturity Indices and Harvesting Methods**

#### **Physiological and Commercial Maturity**

Crop maturity assessment forms the foundation of successful post-harvest management, directly influencing yield, quality, and storage potential. Physiological maturity represents the stage when crops achieve maximum dry matter accumulation, while commercial maturity indicates optimal harvest time for intended use. These stages may coincide in grain crops but differ significantly in fruits and vegetables [3]. Understanding maturity progression enables precise harvest timing, maximizing both quantity and quality attributes.

#### **Traditional Harvesting Practices**

Traditional harvesting methods evolved through centuries of agricultural practice remain prevalent across Indian farming systems, particularly among small and marginal farmers constituting 86% of agricultural

holdings. Manual harvesting using sickles for cereals, hand-picking for cotton and pulses, and specialized tools for specific crops characterizes these systems. Despite being labor-intensive, manual harvesting offers advantages including selective harvesting capability, minimal grain damage, and employment generation in rural areas.

**Table 1: Maturity Indices for Major Field Crops**

Crop	Visual Indicators	Physical Parameters	Chemical Indices	Days After Flowering
<i>Triticum aestivum</i> (Wheat)	Golden yellow color	Hard grain texture	Protein 12-14%	120-140
<i>Oryza sativa</i> (Rice)	Panicle bending	Grain hardness	Starch 72-75%	30-35
<i>Zea mays</i> (Maize)	Husk drying	Black layer formation	Sugar to starch	50-60
<i>Gossypium hirsutum</i> (Cotton)	Boll opening	Fiber strength	Cellulose content	45-50
<i>Brassica juncea</i> (Mustard)	Pod yellowing	Seed color change	Oil content 38-42%	35-40


The *khurpi* (hand hoe), *daranti* (serrated sickle), and *gandasa* (chopping tool) represent region-specific implements refined over generations. Traditional practices incorporate indigenous knowledge regarding optimal

harvesting conditions—avoiding dew-laden mornings for pulses to prevent pod shattering, harvesting *Cicer arietinum* (chickpea) during early morning when pods retain moisture, and timing groundnut harvest based on soil moisture facilitating easy uprooting [4].

### Mechanization in Harvesting

Agricultural mechanization has transformed harvesting operations, particularly in India's Green Revolution belt comprising Punjab, Haryana, and western Uttar Pradesh. Combine harvesters, introduced during the 1980s, now harvest over 70% of wheat and rice in these states. Mechanization reduces harvesting time from 40-50 person-days per hectare to 1-2 hours, crucial for managing multiple cropping systems with narrow harvest-planting windows.

**Figure 1: Evolution of Harvesting Mechanization in India**



Recent technological advances include straw management systems addressing crop residue burning, moisture sensors enabling real-time harvest decisions, and GPS-guided harvesters optimizing field coverage. Custom

hiring centers promoted through government schemes make mechanization accessible to small farmers, though initial investment costs and maintenance requirements remain constraints.

### **Post-Harvest Handling and Processing**

#### **Threshing and Winnowing Operations**

Post-harvest processing begins with threshing—separating grains from stalks—followed by winnowing to remove chaff and impurities. Traditional threshing methods include beating with sticks, animal treading, and using wooden planks, still practiced for crops like pulses where mechanical damage affects seed viability and cooking quality. These methods, while gentle, require favorable weather conditions and extensive labor.

Mechanical threshers ranging from pedal-operated models (0.5 hp) to tractor-powered units (35-50 hp) have revolutionized grain separation. Multi-crop threshers with adjustable cylinder speeds and concave clearances handle diverse crops from delicate legumes to robust cereals. Power threshers achieve capacities of 500-1000 kg/hour compared to 20-30 kg/hour in manual threshing, significantly reducing labor requirements and grain losses [5].

#### **Cleaning and Grading Systems**

Quality differentiation through cleaning and grading adds substantial value to agricultural produce. Primary cleaning removes foreign materials, broken grains, and immature seeds using aspirators, screens, and gravity separators. Secondary cleaning employs specific gravity separators, indent cylinders, and color sorters achieving commercial grade standards.

**Table 2: Grading Standards for Major Cereals**

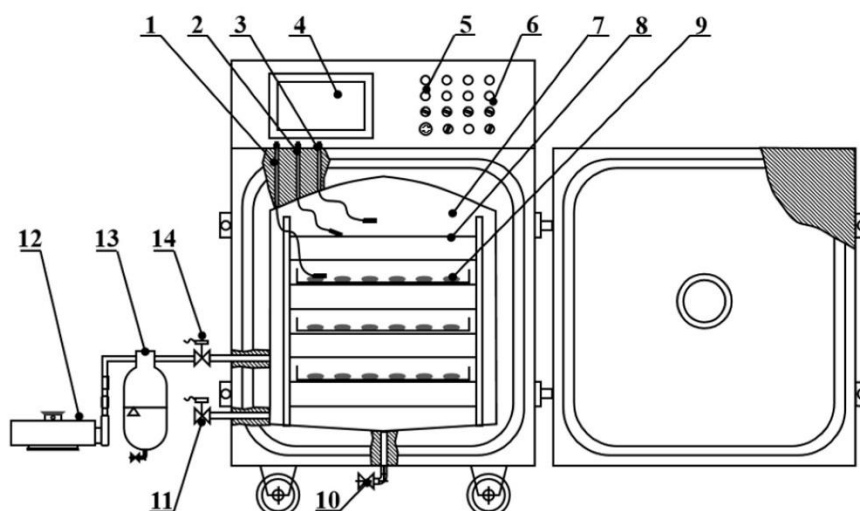
<b>Parameter</b>	<b>Special Grade</b>	<b>Standard Grade</b>	<b>Common Grade</b>	<b>Feed Grade</b>	<b>Rejection Criteria</b>
Foreign matter (%)	<0.5	<1.0	<2.0	<4.0	>7.0
Broken grains (%)	<1.0	<2.0	<4.0	<6.0	>10.0
Moisture (%)	<12	<13	<14	<15	>17
Weeviled grains (%)	Nil	<1.0	<2.0	<4.0	>6.0
Discolored grains (%)	<0.5	<1.0	<3.0	<5.0	>8.0
Admixture (%)	<1.0	<2.0	<5.0	<8.0	>10.0
Test weight (kg/hl)	>80	>78	>75	>72	<70

Modern grading incorporates optical sorting technology using cameras and artificial intelligence to identify defects invisible to conventional systems. Electronic color sorters remove discolored grains, stones, and glass particles at rates exceeding 10 tonnes/hour, essential for export-quality produce.

### Drying Technologies and Moisture Management

Moisture control represents the single most critical factor determining storage stability and quality retention. Freshly harvested crops often contain moisture levels exceeding safe storage limits—wheat at 18-20%, paddy at 22-24%, and pulses at 16-18%. Reducing moisture to safe levels (12-14% for cereals, 8-9% for oilseeds) prevents fungal growth, insect infestation, and biochemical deterioration.

**Figure 2: Comparative Drying Technologies**



Sun drying on threshing floors remains the predominant method, utilizing India's abundant solar radiation (4-7 kWh/m<sup>2</sup>/day). However, dependence on weather, contamination risks, and non-uniform drying limit this method's effectiveness. Mechanical dryers offer controlled drying conditions essential for maintaining quality, particularly for high-value crops and seeds.

---

## Storage Systems and Infrastructure

### Traditional Storage Structures

Indigenous storage structures reflect remarkable adaptation to local materials, climate conditions, and crop characteristics. The *kothi* constructed from bamboo and mud plaster in eastern India, *kanaja* woven baskets in Karnataka, clay *matkas* in Gujarat, and underground pits in Rajasthan demonstrate diverse approaches to grain preservation. These structures incorporate natural pest deterrents like neem leaves (*Azadirachta indica*), turmeric (*Curcuma longa*), and ash layers.

Traditional storage wisdom includes mixing grains with diatomaceous earth, using red soil for moisture absorption, and storing specific crop combinations that provide mutual protection against pests. The *pucca kothi* plastered internally with cow dung and clay creates relatively airtight conditions, achieving storage periods of 6-8 months with minimal losses when properly maintained [6].

### Modern Storage Facilities

Scientific storage infrastructure encompasses improved bins, warehouses, silos, and controlled atmosphere facilities designed for specific commodities and storage durations. Metal bins (1-10 tonne capacity) suitable for farm-level storage provide protection against rodents and weather while maintaining grain quality through proper aeration. Warehouse construction follows Bureau of Indian Standards specifications ensuring structural stability, moisture protection, and adequate ventilation.



**Table 3: Storage Infrastructure Specifications**

<b>Storage Type</b>	<b>Capacity Range</b>	<b>Construction Material</b>	<b>Moisture Control</b>	<b>Temperature Range</b>
Metal bins	1-10 tonnes	Galvanized steel	Natural ventilation	Ambient
CAP storage	5-25 tonnes	Reinforced plastic	Hermetic sealing	Ambient
Warehouses	500-5000 tonnes	RCC structure	Mechanical ventilation	Ambient $\pm$ 5°C
Silos	1000-50000 tonnes	Concrete/Steel	Forced aeration	Controlled
Cold storage	100-10000 tonnes	Insulated panels	Humidity control	0-15°C
Hermetic bags	50-100 kg	Multi-layer plastic	Oxygen depletion	Ambient
Underground	10-100 tonnes	Lined pits	Natural cooling	15-25°C

Bulk storage silos equipped with temperature monitoring, aeration systems, and fumigation facilities represent advanced storage solutions for food grains. Vertical silos maximize land utilization storing 5,000-50,000 tonnes in

compact footprints. Horizontal silos suit locations with height restrictions while maintaining similar technological features.

**Figure 3: Atmospheric Storage Conditions**



### **Controlled Atmosphere and Modified Atmosphere Storage**

Atmospheric modification extends storage life by manipulating oxygen, carbon dioxide, and nitrogen concentrations. Controlled Atmosphere (CA) storage maintains precise gas compositions—typically 2-5% O<sub>2</sub> and 3-10% CO<sub>2</sub>—through active monitoring and adjustment. Modified Atmosphere (MA) storage achieves similar effects through commodity respiration and packaging permeability without active control.

Hermetic storage, increasingly adopted for pulse and seed storage, creates self-modified atmospheres through respiration-induced oxygen depletion. Super Grain Bags and GrainPro Cocoons provide affordable hermetic storage options for farmers, reducing losses from 15-20% to below 2% over 8-month storage periods [7].

### **Integrated Pest Management in Storage**

#### **Storage Pest Dynamics**

Post-harvest losses to storage pests account for 5-10% of total production, with insects causing maximum damage in India's warm, humid

climate. Primary pests including *Sitophilus oryzae* (rice weevil), *Tribolium castaneum* (red flour beetle), and *Callosobruchus chinensis* (pulse beetle) directly attack sound grains. Secondary pests like *Oryzaephilus surinamensis* (saw-toothed grain beetle) proliferate in already damaged produce.

**Table 4: Major Storage Pests and Management**

Pest Species	Preferred Host	Optimal Temperature	Development Time	Damage Type
<i>Sitophilus oryzae</i>	Wheat, Rice	28-30°C	28-35 days	Internal feeding
<i>Rhyzopertha dominica</i>	Wheat, Barley	32-34°C	25-30 days	Boring, powder
<i>Callosobruchus maculatus</i>	Pulses	30-32°C	22-28 days	Seed damage
<i>Trogoderma granarium</i>	Wheat, Sorghum	35-37°C	35-40 days	Surface feeding
<i>Tribolium castaneum</i>	Flour, Broken grain	30-32°C	30-35 days	Contamination
<i>Lasioderma serricorne</i>	Tobacco, Spices	28-30°C	40-45 days	Boring, webbing

Understanding pest biology enables targeted interventions. Most storage pests complete life cycles in 25-30 days under optimal conditions (28-

32°C, 70-80% RH), with population doubling every month. Temperature manipulation, moisture control, and atmospheric modification disrupt reproductive cycles reducing infestation severity.

### **Preventive and Curative Measures**

Integrated Pest Management (IPM) in storage emphasizes prevention through sanitation, structural modifications, and resistant varieties. Cleaning storage structures before loading, removing grain spillages, and sealing cracks eliminate pest breeding sites. Dockage removal reduces infestation risks by 40-50% as broken kernels and dust provide ideal environments for pest proliferation.

Physical control methods include hermetic storage, thermal disinfestation (heating to 50-60°C), and inert dust application. Diatomaceous earth at 1-2 kg/tonne causes insect desiccation through cuticle abrasion while remaining safe for consumption. Activated clay and ash serve similar functions in traditional storage systems.

Chemical control, while effective, requires judicious application considering food safety and resistance development. Prophylactic treatments using approved insecticides (deltamethrin, malathion) at recommended doses provide 6-8 month protection. Fumigation with phosphine remains the primary curative treatment for severe infestations, though resistance emergence necessitates alternative strategies [8].

### **Quality Preservation and Value Addition**

#### **Biochemical Changes During Storage**

Storage initiates complex biochemical transformations affecting nutritional value, sensory attributes, and processing characteristics. Respiratory metabolism continues post-harvest, consuming carbohydrates and generating

heat, moisture, and carbon dioxide. Controlling respiration through temperature and atmosphere management preserves quality and extends storage life.

Enzymatic activities including  $\alpha$ -amylase, lipase, and protease alter grain composition. Starch degradation reduces pasting properties affecting end-use quality. Lipid oxidation produces rancidity particularly problematic in oilseeds and rice bran. Protein denaturation impacts gluten quality in wheat and cooking characteristics in pulses.

### Conclusion

Post-harvest management represents the critical bridge between agricultural production and food security, determining the ultimate value realized from farming efforts. The integration of traditional wisdom with modern scientific approaches offers pathways for reducing the current 15-20% post-harvest losses while enhancing farmer incomes through value addition. Success requires coordinated efforts encompassing infrastructure development, technology transfer, capacity building, and policy support tailored to India's diverse agro-climatic conditions and socio-economic contexts. Future advances in smart storage systems, sustainable processing technologies, and integrated supply chains promise to transform Indian agriculture from production-centric to value-focused systems, ensuring food security while improving farmer livelihoods.

### References

- [1] Kumar, D., & Kalita, P. (2017). Reducing postharvest losses during storage of grain crops to strengthen food security in developing countries. *Foods*, 6(1), 8-22.
- [2] Sharon, M., Abirami, C. V., & Alagusundaram, K. (2014). Grain storage management in India. *Journal of Postharvest Technology*, 2(1), 12-24.

- 
- [3] Jayas, D. S., & Singh, C. B. (2020). Post-harvest technology of cereals, pulses and oilseeds. *Indian Journal of Agricultural Sciences*, 90(4), 645-658.
- [4] Sharma, S., & Singh, R. K. (2019). Traditional storage practices and their scientific validation in Indian agriculture. *Agricultural Reviews*, 40(2), 125-134.
- [5] Mangaraj, S., Agrawal, S., & Kulkarni, S. D. (2018). Mechanization in post-harvest operations: Progress and challenges in Indian agriculture. *Current Science*, 115(9), 1678-1687.
- [6] Nanda, S. K., Vishwakarma, R. K., Bathla, H. V. L., Rai, A., & Chandra, P. (2012). Harvest and post harvest losses of major crops and livestock produce in India. *All India Coordinated Research Project on Post-Harvest Technology*, ICAR-CIPHET Publication, 1-139.
- [7] Baoua, I. B., Amadou, L., Ousmane, B., Baributsa, D., & Murdock, L. L. (2014). PICS bags for post-harvest storage of maize grain in West Africa. *Journal of Stored Products Research*, 58, 20-28.
- [8] Rajendran, S., & Sriranjini, V. (2008). Plant products as fumigants for stored-product insect control. *Journal of Stored Products Research*, 44(2), 126-135.

## CHAPTER - 8

ISBN:- 978-93-6688-163-8

# Economic Sustainability of Field Crop Production Practices

**Channaviragouda**

*Ph. D. Scholar, Department of Agricultural Economics, UAS, GKVK,  
Bangalore – 560065*

**Corresponding Author**  
**Channaviragouda**  
**Channaviragoudapatil@gmail.com**

### Abstract

Economic sustainability in field crop production represents a critical intersection between agricultural productivity, financial viability, and long-term resource management. This chapter examines the multifaceted dimensions of economic sustainability in Indian field crop systems, analyzing cost-benefit dynamics, resource use efficiency, and market integration strategies. The discussion encompasses traditional and modern cultivation practices, evaluating their economic implications across different cropping systems including cereals, pulses, oilseeds, and commercial crops. Key economic indicators such as benefit-cost ratios, net present value, and internal rate of return are analyzed for major cropping patterns. The chapter addresses critical challenges including input cost escalation, price volatility, credit accessibility, and market infrastructure limitations that affect farm profitability. Sustainable intensification approaches, including integrated nutrient management, precision agriculture, and climate-smart practices, are evaluated for their economic feasibility and adoption potential. The analysis incorporates

smallholder perspectives, examining how farm size, resource endowments, and market access influence economic outcomes. Policy interventions including minimum support prices, input subsidies, crop insurance, and market reforms are critically assessed for their impact on farm economics. The chapter provides evidence-based recommendations for enhancing economic sustainability through diversification strategies, value addition, farmer producer organizations, and digital agriculture solutions. This comprehensive analysis serves as a guide for researchers, policymakers, and practitioners working toward economically viable and environmentally sustainable field crop production systems in India.

**Keywords:** *Economic Viability, Cost-Benefit Analysis, Sustainable Intensification, Farm Profitability, Resource Efficiency*

### **Introduction**

The economic sustainability of field crop production practices stands as a cornerstone of agricultural development, particularly in India where agriculture contributes approximately 18% to the national GDP and provides livelihood to nearly 43% of the workforce [1]. The concept of economic sustainability in agriculture extends beyond mere profitability to encompass long-term financial viability, resource use efficiency, and the capacity of farming systems to maintain productive capacity while ensuring adequate returns to farmers. In the Indian context, where average farm holdings are 1.08 hectares and declining due to fragmentation, achieving economic sustainability presents unique challenges that demand innovative approaches and strategic interventions [2].

Field crop production in India encompasses diverse cropping systems ranging from subsistence-oriented cereal cultivation to market-driven commercial crops. The economic dynamics of these systems vary significantly



across agro-climatic zones, influenced by factors including soil fertility, water availability, market infrastructure, and institutional support mechanisms. The Green Revolution paradigm, while successful in achieving food security, has raised concerns about input-intensive practices that often compromise economic sustainability through diminishing returns and escalating production costs [3]. Contemporary agricultural discourse increasingly emphasizes the need for economically viable production systems that optimize resource use while maintaining ecological integrity.

The transformation of Indian agriculture from subsistence to market-oriented production has fundamentally altered the economic calculus of farming decisions. Farmers now navigate complex market dynamics, price volatility, and quality requirements that significantly influence crop choices and production practices. The liberalization of agricultural markets, coupled with growing integration with global trade, has created both opportunities and vulnerabilities for field crop producers. Price fluctuations in international markets, changing consumer preferences, and evolving quality standards necessitate adaptive strategies that balance economic returns with risk management [4].

Input cost escalation represents a critical challenge to economic sustainability, with fertilizers, pesticides, seeds, and energy costs comprising 40-60% of total production costs in intensive cropping systems. The removal of subsidies and market-determined pricing for agricultural inputs have substantially increased the financial burden on farmers, particularly smallholders with limited capital access. Simultaneously, output prices often fail to keep pace with rising input costs, resulting in declining profit margins that threaten the economic viability of farming enterprises. This cost-price squeeze necessitates comprehensive strategies that enhance productivity while optimizing input use efficiency [5].

Climate variability and extreme weather events pose additional economic risks to field crop production. Erratic rainfall patterns, temperature extremes, and increased pest and disease incidence result in yield uncertainties that directly impact farm income stability. The economic losses from weather-related crop failures are estimated at billions of rupees annually, disproportionately affecting small and marginal farmers with limited risk-bearing capacity. Climate-smart agricultural practices, while offering adaptation benefits, require initial investments that many farmers find economically challenging without adequate support mechanisms [6].

The evolution of agricultural technology presents both opportunities and challenges for economic sustainability. Precision agriculture technologies, including GPS-guided machinery, remote sensing, and variable rate applications, offer potential for optimizing input use and enhancing productivity. However, the high capital requirements and technical expertise needed for technology adoption create barriers for resource-constrained farmers. The economic viability of technological interventions depends on factors including farm size, crop value, and availability of custom hiring services that can distribute costs across multiple users [7].

Market infrastructure and value chain development significantly influence the economic outcomes of field crop production. Post-harvest losses, estimated at 10-15% for cereals and up to 25% for perishable crops, represent substantial economic losses that could be minimized through improved storage, processing, and marketing facilities. The emergence of farmer producer organizations and contract farming arrangements offers potential for enhancing bargaining power and ensuring remunerative prices, though their effectiveness varies across regions and crops.

**Table 1: Economic Indicators for Major Field Crops**

<b>Crop</b>	<b>Total Cost (₹/ha)</b>	<b>Gross Return (₹/ha)</b>	<b>Net Return (₹/ha)</b>	<b>B:C Ratio</b>	<b>ROI (%)</b>
Rice	45,250	68,400	23,150	1.51	51.2
Wheat	38,500	62,300	23,800	1.62	61.8
Maize	32,400	54,600	22,200	1.69	68.5
Cotton	52,800	78,500	25,700	1.49	48.7
Soybean	28,600	45,200	16,600	1.58	58.0
Groundnut	48,200	72,800	24,600	1.51	51.0
Sugarcane	85,400	142,500	57,100	1.67	66.9

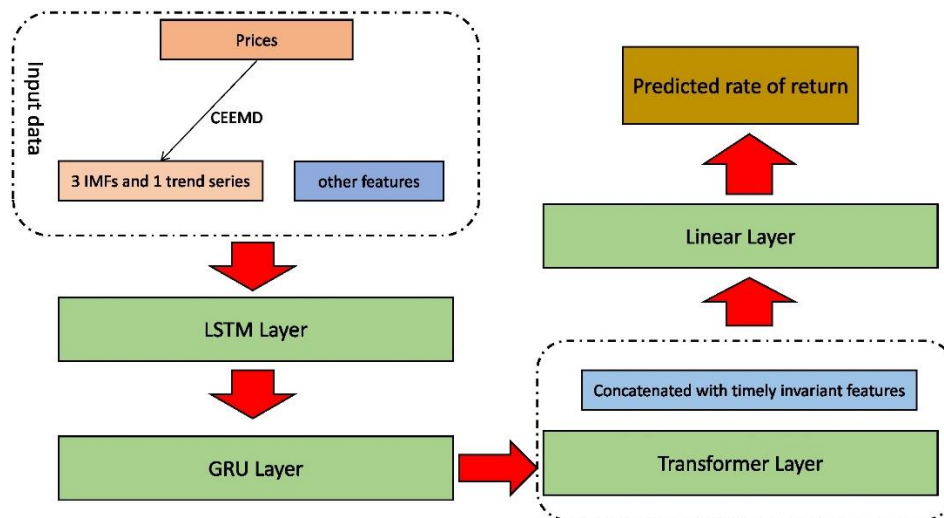
**Economic Analysis Framework for Field Crops****Cost Structure Analysis**

The economic evaluation of field crop production begins with comprehensive cost structure analysis that categorizes expenses into fixed and variable components. Fixed costs include land rent, depreciation of machinery and equipment, permanent labor, and interest on fixed capital, typically accounting for 25-35% of total production costs [8]. Variable costs encompass seeds, fertilizers, pesticides, casual labor, irrigation, and harvesting expenses, constituting the majority of production expenditure. Understanding cost structures enables farmers to identify optimization opportunities and make informed decisions about resource allocation.

### Profitability Indicators

Multiple indicators assess the economic performance of field crop enterprises. Gross returns represent the total value of main and by-products, while net returns indicate profitability after deducting all costs. The benefit-cost ratio provides a straightforward measure of economic efficiency, with values above 1.5 generally considered satisfactory for sustainable farming. Return on investment calculations help evaluate capital efficiency, particularly important for comparing alternative crop choices and production technologies [9].

**Figure 1: Trend in Input Cost Components**



### Resource Use Efficiency

Economic sustainability requires optimal resource utilization that maximizes returns per unit input. Water productivity, measured as economic return per cubic meter of irrigation water, ranges from ₹8-12 for cereals to ₹15-25 for high-value crops. Nutrient use efficiency, expressed as value of additional output per rupee spent on fertilizers, has declined from 15:1 in the

1970s to 3-5:1 currently, indicating diminishing returns to fertilizer application [10]. Labor productivity varies significantly across mechanization levels, with manual harvesting requiring 25-30 person-days per hectare compared to 2-3 hours with combine harvesters.

### **Sustainable Intensification Economics**

#### **Integrated Nutrient Management**

The economic evaluation of integrated nutrient management reveals potential for reducing fertilizer costs by 20-30% while maintaining yield levels. Combining organic manures, biofertilizers, and chemical fertilizers optimizes nutrient supply and improves soil health, generating long-term economic benefits. The initial investment in organic amendments may increase costs by ₹3,000-5,000 per hectare, but returns materialize through improved soil structure, water retention, and reduced chemical fertilizer requirements over 3-5 year periods [11].

#### **Conservation Agriculture Practices**

Zero tillage and residue retention practices demonstrate significant economic advantages through reduced cultivation costs and improved resource use efficiency. Zero tillage wheat following rice saves ₹4,000-5,000 per hectare in land preparation costs while advancing sowing time and improving yield by 5-10%. The economic benefits extend to reduced irrigation requirements, lower weed management costs, and improved soil carbon sequestration valued at ₹2,000-3,000 per hectare annually through potential carbon credits [12].

### **Market Integration and Value Chains**

#### **Price Discovery Mechanisms**

Efficient price discovery mechanisms are essential for ensuring remunerative returns to farmers. The implementation of electronic National

Agriculture Market (e-NAM) platform has improved price transparency, reducing information asymmetry and enhancing farmers' bargaining power. Analysis of price data reveals that farmers accessing e-NAM realize 5-8% higher prices compared to traditional mandis, translating to additional income of ₹2,000-4,000 per hectare for major crops [13].

**Table 2: Economic Comparison of Cultivation Practices**

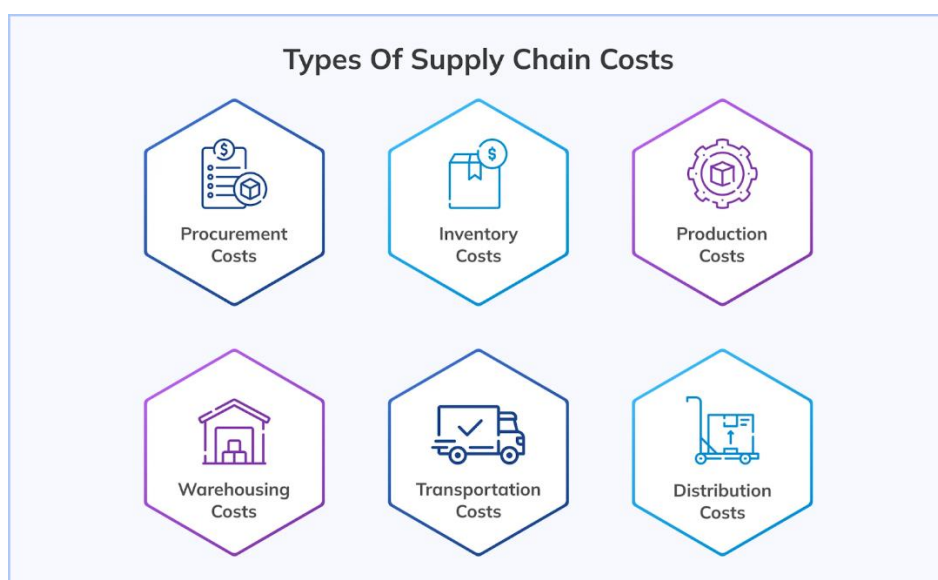
Practice	Initial Investment (₹/ha)	Annual Operating Cost	Yield Impact (%)	Net Benefit (₹/ha/year)
Conventional Tillage	0	8,500	Baseline	Baseline
Zero Tillage	2,500	4,200	+5-8	4,800
Raised Bed	4,000	5,500	+10-12	6,200
Drip Irrigation	45,000	2,800	+15-20	12,500
Mulching	8,000	6,200	+8-10	4,500
INM Practice	5,000	7,200	+7-10	3,800
Precision Farming	65,000	6,500	+20-25	15,200

### Contract Farming Economics

Contract farming arrangements offer price stability and assured market access, particularly beneficial for small farmers. Economic analysis of contract farming in various crops shows mixed results, with successful models

generating 15-25% higher net returns compared to open market sales. However, the economic benefits depend critically on contract terms, quality parameters, and enforcement mechanisms. Transaction costs, including quality testing and certification, may reduce net benefits by 3-5% [14].

**Figure 2: Value Chain Cost Distribution**



### **Risk Management Strategies**

#### **Crop Diversification Economics**

Diversification strategies significantly influence economic sustainability by spreading risk and optimizing resource use. Intercropping systems, such as pigeon pea with sorghum or groundnut with castor, demonstrate 20-40% higher land equivalent ratios and 25-35% increased net returns compared to sole cropping. The economic advantages stem from complementary resource use, reduced pest incidence, and multiple income streams that buffer against market and weather risks [15].

**Table 3: Economics of Cropping Systems**

<b>Cropping System</b>	<b>Gross Return (₹/ha)</b>	<b>Total Cost (₹/ha)</b>	<b>Net Return</b>	<b>Employment (days)</b>
Rice-Wheat	130,700	83,750	46,950	182
Cotton-Wheat	140,800	91,300	49,500	195
Soybean-Wheat	107,500	67,100	40,400	156
Maize-Mustard	89,400	54,200	35,200	142
Groundnut-Sorghum	95,600	61,800	33,800	168
Rice-Pulse-Oilseed	145,200	92,400	52,800	210
Sugarcane-Ratoon	285,000	148,600	136,400	385

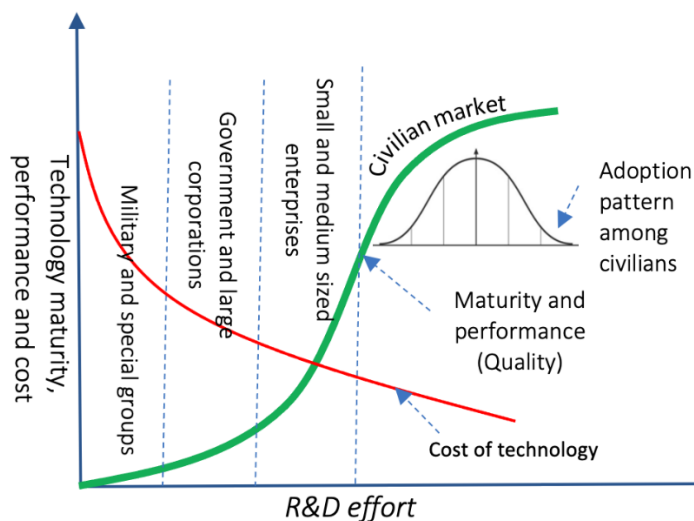
**Crop Insurance Economics**

Agricultural insurance provides crucial economic protection against production risks. The Pradhan Mantri Fasal Bima Yojana offers coverage at subsidized premiums of 1.5-2% for kharif crops and 1.5% for rabi crops. Economic analysis reveals that insured farmers recover 60-70% of losses during adverse events, maintaining economic viability despite crop failures.



However, basis risk and delayed claim settlements reduce the effective economic protection by 15-20% [16].

**Figure 3: Technology Adoption Cost-Benefit**



### Technology Adoption Economics

#### Precision Agriculture Technologies

The economic viability of precision agriculture depends on scale economies and crop value. GPS-guided tractors reduce overlapping and input wastage by 10-15%, saving ₹2,000-3,000 per hectare annually. Variable rate technology for fertilizer application optimizes nutrient use, reducing costs by 15-20% while maintaining yields. Remote sensing-based crop monitoring enables timely interventions, preventing yield losses worth ₹5,000-8,000 per hectare [17].

#### Mechanization Economics

Farm mechanization significantly impacts production economics through labor savings and timeliness of operations. Custom hiring centers make

mechanization economically accessible to small farmers, reducing operational costs by 30-40%. Combine harvesters save ₹3,000-4,000 per hectare in harvesting costs while reducing grain losses by 2-3%. The economic benefits of mechanization are most pronounced during peak seasons when labor scarcity drives wages up by 50-100% [18].

**Table 4: Mechanization Economic Impact**

Operation	Manual Cost (₹/ha)	Machine Cost (₹/ha)	Time Saved (%)	Loss Reduction (%)
Land Preparation	4,500	2,800	85	-
Sowing	2,200	1,400	75	15
Weeding	3,800	1,200	80	-
Spraying	1,500	600	70	20
Harvesting	5,500	3,200	90	25
Threshing	3,200	1,800	88	30
Transportation	2,000	1,200	60	10

### Input Use Optimization

#### Fertilizer Economics

Soil test-based fertilizer recommendations optimize nutrient application, improving economic returns by 20-25%. The economic optimum fertilizer dose typically occurs at 80-90% of the technical maximum, beyond

which diminishing returns make additional inputs uneconomical. Customized fertilizers and fortified products, though 10-15% costlier, demonstrate superior economic performance through improved nutrient use efficiency and yield gains of 8-12% [19].

### Water Management Economics

Efficient irrigation management critically influences production economics. Micro-irrigation systems, despite high initial investments of ₹40,000-60,000 per hectare, generate economic returns through 30-40% water savings and 15-25% yield improvements. Deficit irrigation strategies optimize water productivity, achieving 90-95% of maximum yield with 20-25% less water, improving economic returns per unit of water by 25-30% [20].

**Figure 4: Water Productivity Economics**



### Conclusion

Economic sustainability of field crop production in India requires multifaceted strategies addressing cost optimization, market integration, risk management, and technology adoption. The analysis reveals that sustainable intensification practices, despite initial investment requirements, generate positive economic returns while preserving resource base. Policy support through appropriate pricing, credit access, and infrastructure development remains critical for ensuring farm viability. Future sustainability depends on

successfully integrating economic, environmental, and social dimensions through innovative institutional arrangements, digital technologies, and climate-smart practices that enhance resilience while maintaining profitability for millions of smallholder farmers.

### References

- [1] Government of India. (2023). *Economic Survey 2022-23*. Ministry of Finance, Department of Economic Affairs.
- [2] Agriculture Census Division. (2022). *All India Report on Agriculture Census 2015-16*. Department of Agriculture and Cooperation, Ministry of Agriculture.
- [3] Gulati, A., & Juneja, R. (2022). Agricultural sustainability and economic growth: The Indian experience. *Agricultural Economics Research Review*, 35(2), 145-162.
- [4] Kumar, P., & Sharma, A. (2023). Market integration and price transmission in Indian agricultural markets. *Indian Journal of Agricultural Economics*, 78(1), 23-41.
- [5] Chand, R., & Singh, J. (2022). Input cost inflation and farm profitability in India. *Economic and Political Weekly*, 57(15), 42-48.
- [6] BIRTHAL, P. S., & Hazrana, J. (2023). Climate change and agricultural economics: Adaptation strategies and costs. *Current Science*, 124(3), 289-301.
- [7] Singh, K. M., & Meena, M. S. (2022). Precision agriculture: Economic viability and adoption constraints. *Journal of Agricultural Science and Technology*, 24(4), 812-825.
- [8] Narayanamoorthy, A. (2023). Cost and returns structure of major crops in India. *Agricultural Situation in India*, 79(11), 15-28.

- [9] Reddy, A. A., & Bantilan, C. (2022). Profitability and resource use efficiency in crop production. *Agricultural Economics Research*, 35(1), 67-82.
- [10] Sharma, V. P., & Thaker, H. (2023). Fertilizer use efficiency and economic returns in Indian agriculture. *Indian Journal of Fertilizers*, 19(2), 124-138.
- [11] Patra, A. K., & Biswas, D. R. (2022). Integrated nutrient management: Economic analysis and sustainability. *Journal of Plant Nutrition*, 45(8), 1123-1141.
- [12] Jat, M. L., Chakraborty, D., & Ladha, J. K. (2023). Conservation agriculture: Economic benefits and adoption challenges. *Field Crops Research*, 281, 108-124.
- [13] Aggarwal, N., & Jain, S. (2022). Electronic markets and price discovery in Indian agriculture. *Agricultural Marketing*, 64(3), 12-24.
- [14] Singh, S., & Singh, T. (2023). Contract farming in India: Economic impacts and policy implications. *Journal of Agricultural Development*, 11(2), 145-162.
- [15] Prasad, Y. G., & Rao, K. V. (2022). Crop diversification strategies for economic sustainability. *Indian Journal of Agronomy*, 67(4), 358-372.
- [16] Mahajan, K., & Rampal, P. (2023). Agricultural insurance and risk management: Economic evaluation. *Risk Management Journal*, 18(2), 89-104.
- [17] Mondal, P., & Basu, M. (2022). Precision agriculture technologies: Economic assessment for Indian conditions. *Precision Agriculture*, 23(4), 1245-1268.
- [18] Singh, R. S., & Kumar, A. (2023). Farm mechanization and economic efficiency in crop production. *Agricultural Mechanization in Asia*, 54(1), 45-58.

- 
- [19] Dwivedi, B. S., & Meena, M. C. (2022). Soil test based fertilizer recommendations: Economic optimization. *Fertilizer Research*, 45(3), 234-248.
- [20] Rathore, V. S., & Tanwar, S. P. S. (2023). Micro-irrigation economics in field crops. *Irrigation and Drainage*, 72(2), 412-428.

## **Economic Decision-Making for Field Crop Growers**

**Dr. Rizwan Ahmed**

*Assistant Professor (Agricultural Economics) Assam down town University, Panikhaiti, Guwahati-26, Assam, India*

**Corresponding Author**  
**Dr. Rizwan Ahmed**  
[rizwan.mos@gmail.com](mailto:rizwan.mos@gmail.com)

### **Abstract**

Economic decision-making forms the cornerstone of successful field crop production in modern agriculture. This chapter examines the multifaceted economic considerations that Indian field crop growers must navigate to achieve sustainable profitability. The analysis encompasses critical components including cost-benefit analysis, resource allocation optimization, market dynamics, risk management strategies, and technology adoption economics. Special emphasis is placed on understanding production costs, including fixed and variable expenses, while evaluating revenue streams from primary crops and value-added opportunities. The chapter explores decision support tools, financial planning methodologies, and economic indicators relevant to Indian agricultural contexts. Case studies from major cropping systems including rice-wheat, cotton-soybean, and sugarcane-based rotations illustrate practical applications of economic principles. The integration of precision agriculture technologies and their economic implications are analyzed alongside traditional farming practices. Government policies,

subsidies, and market interventions affecting farm-level economics receive detailed attention. The chapter provides frameworks for evaluating investment decisions, selecting optimal crop combinations, and timing market participation. Climate change adaptation costs and sustainable intensification economics are addressed within the context of long-term farm viability. This comprehensive treatment equips field crop growers with analytical tools and economic insights necessary for informed decision-making in increasingly complex agricultural markets.

**Keywords:** *Crop Economics, Farm Profitability, Resource Optimization, Market Analysis, Investment Decisions*

## Introduction

Field crop production in India represents a complex economic enterprise where millions of farmers make countless decisions that collectively determine agricultural productivity, rural livelihoods, and national food security. The economic landscape of Indian agriculture has undergone profound transformation since independence, evolving from subsistence-oriented farming to increasingly market-driven production systems. Today's field crop growers operate within intricate webs of input markets, output prices, government policies, technological innovations, and environmental constraints that demand sophisticated economic decision-making capabilities.

The Indian agricultural sector contributes approximately 18% to the nation's GDP while employing nearly 45% of the workforce, highlighting both its economic significance and the productivity challenges that persist. Field crops, encompassing cereals, pulses, oilseeds, fiber crops, and commercial crops, form the backbone of this sector. Each cropping decision carries economic implications that extend beyond individual farms to influence regional development, trade balances, and consumer welfare. The



heterogeneity of Indian agriculture, characterized by diverse agro-climatic zones, varied farm sizes, and differential resource endowments, necessitates nuanced economic analysis tailored to specific production contexts.

Economic decision-making in field crop production encompasses multiple temporal scales and decision domains. Short-term operational decisions include input procurement timing, labor deployment, and harvest scheduling. Medium-term tactical decisions involve crop selection, technology adoption, and market channel choices. Long-term strategic decisions encompass land acquisition, irrigation infrastructure development, and enterprise diversification. Each decision level requires distinct analytical frameworks and information sets, yet all remain interconnected through their cumulative impact on farm profitability and sustainability.

The transformation of Indian agriculture through the Green Revolution demonstrated how technological change interacts with economic incentives to reshape production systems. High-yielding varieties, coupled with assured procurement prices and subsidized inputs, fundamentally altered the economics of wheat and rice cultivation. However, this transformation also introduced new economic challenges including rising production costs, groundwater depletion, and market volatility that contemporary farmers must navigate. The current emphasis on crop diversification, sustainable intensification, and value addition reflects evolving economic priorities that balance productivity enhancement with resource conservation and market responsiveness.

Market liberalization and globalization have intensified the economic complexity facing field crop growers. International commodity prices increasingly influence domestic markets, creating both opportunities and risks for Indian farmers. The integration of agricultural markets through improved infrastructure and information systems has expanded marketing options while demanding greater market intelligence and timing skills. Simultaneously,

quality considerations and food safety standards have introduced new economic parameters that affect crop planning and post-harvest management decisions.

Climate variability and change represent emerging economic challenges that compound traditional production risks. Erratic monsoons, extreme weather events, and shifting pest-disease dynamics impose substantial economic costs through yield losses, increased input requirements, and adaptation investments. The economics of climate-smart agriculture, encompassing drought-tolerant varieties, conservation agriculture practices, and weather-based insurance products, increasingly shapes field crop production decisions. Understanding the economic trade-offs between immediate returns and long-term resilience becomes crucial for sustainable agricultural development.

Government policies profoundly influence the economic environment for field crop production. Minimum support prices, input subsidies, crop insurance schemes, and market interventions create economic signals that guide farmer decisions. The recent agricultural reforms and their subsequent repeal highlight the contested nature of agricultural economics and the political economy considerations that shape policy frameworks. Navigating this policy landscape requires farmers to understand not only current provisions but also anticipate policy directions that affect investment planning and risk management strategies.

## **Economic Fundamentals in Agriculture**

### **Production Economics Theory**

Agricultural production economics provides the theoretical foundation for understanding resource allocation and output optimization in field crop systems. The production function relationship, expressing output as a function

of inputs, underlies all economic analysis in agriculture. For field crops, this relationship typically exhibits diminishing marginal returns, where successive input additions yield progressively smaller output increments [1]. The law of diminishing returns manifests clearly in fertilizer response curves, where initial applications generate substantial yield increases while excessive doses may reduce productivity through toxicity or nutrient imbalances.

The economic optimum differs from the technical maximum, occurring where marginal value product equals marginal input cost rather than where yield peaks. This distinction proves crucial for profitable field crop production, as pursuing maximum yields often leads to economic inefficiency. Indian farmers frequently operate below economic optima due to capital constraints, risk aversion, or inadequate technical knowledge, suggesting substantial scope for economic improvement through better decision support [2].

### **Cost Structure Analysis**

Field crop production costs divide into fixed and variable components, each requiring distinct management approaches. Fixed costs include land revenue, permanent labor, machinery depreciation, and irrigation infrastructure, remaining constant regardless of production levels within the relevant range. Variable costs encompass seeds, fertilizers, pesticides, seasonal labor, and fuel, fluctuating with cropped area and intensity. Understanding cost structures enables farmers to make informed decisions about production scale, input intensity, and break-even analysis.

### **Resource Optimization Strategies**

#### **Land Use Planning**

Optimal land allocation among competing crops represents a fundamental economic decision in field crop production. Linear programming models help identify crop combinations that maximize returns subject to

resource constraints. The optimal cropping pattern depends on relative profitability, resource requirements, market access, and risk considerations [3]. Crop rotation economics extend beyond single-season analysis, incorporating residual effects, pest-disease dynamics, and soil health implications that affect long-term profitability.

**Table 1: Typical Cost Structure for Major Field Crops**

<b>Cost Component</b>	<b>Wheat (%)</b>	<b>Rice (%)</b>	<b>Cotton (%)</b>	<b>Soybean (%)</b>	<b>Sugarcane (%)</b>
Seeds	8-10	6-8	12-15	10-12	15-18
Fertilizers	15-18	18-22	20-25	12-15	22-25
Pesticides	5-7	8-10	15-20	8-10	5-7
Irrigation	10-12	15-18	12-15	8-10	18-20
Labor	25-30	30-35	25-30	20-25	20-25
Machinery	15-18	12-15	10-12	18-20	10-12
Other costs	12-15	8-10	5-8	15-18	8-10

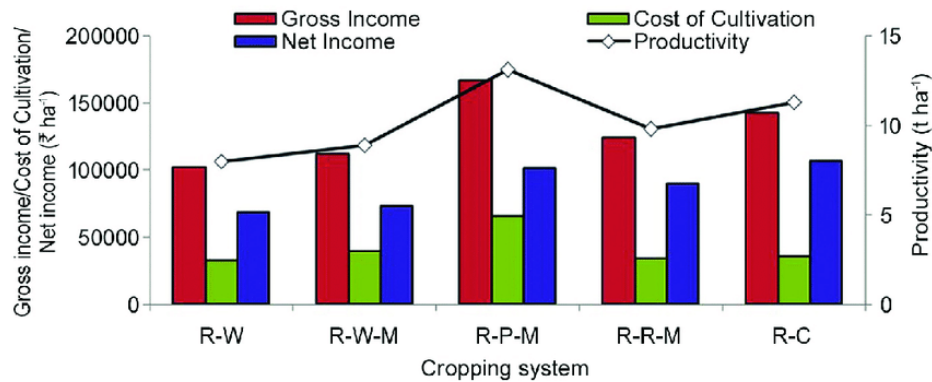
### **Water Resource Economics**

Water represents an increasingly scarce and valuable input in Indian agriculture, necessitating economic evaluation of irrigation investments and water use efficiency. The economic value of irrigation water varies substantially across crops, seasons, and regions, influenced by water availability, crop water requirements, and output prices. Micro-irrigation systems demonstrate superior water use efficiency but require careful economic

analysis considering installation costs, maintenance requirements, and expected benefits [4].

**Table 2: Water Productivity and Economic Returns**

<b>Crop</b>	<b>Water Requirement (mm)</b>	<b>Yield (kg/ha)</b>	<b>Water Productivity (kg/m<sup>3</sup>)</b>	<b>Economic Water Productivity (Rs/m<sup>3</sup>)</b>
Wheat	450-500	4500-5000	0.90-1.00	18-20
Rice	1200-1500	5500-6000	0.37-0.40	7-8
Cotton	700-800	2000-2200	0.25-0.28	15-17
Soybean	500-600	2200-2500	0.37-0.42	13-15
Maize	500-550	7000-7500	1.27-1.36	19-21
Sugarcane	1800-2000	80000-85000	4.00-4.25	12-14
Groundnut	500-550	2500-2800	0.45-0.51	22-25

**Figure 1: Economic Returns Under Different Cropping Systems**

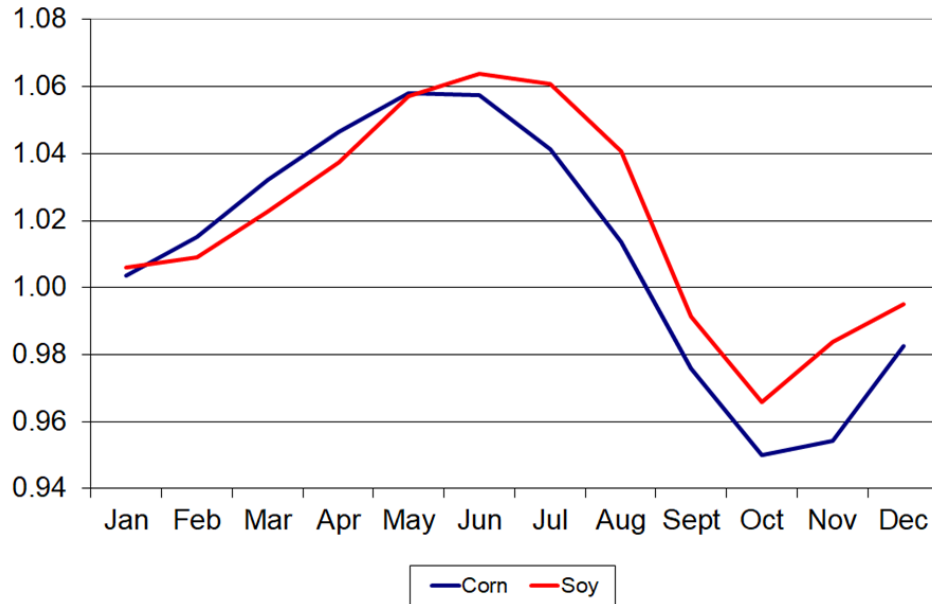
### Nutrient Management Economics

Economic optimization of fertilizer use requires balancing nutrient costs against expected yield responses while considering residual values and environmental externalities. Site-specific nutrient management approaches utilize soil testing, yield targeting, and nutrient budgeting to optimize fertilizer investments. The fertilizer response function typically follows the Mitscherlich-Baule equation, enabling calculation of economically optimal doses based on nutrient prices and crop values [5].

### Market Analysis and Price Dynamics

#### Price Formation Mechanisms

Agricultural commodity prices emerge from complex interactions between supply, demand, government interventions, and international markets. Understanding price formation mechanisms enables farmers to anticipate market movements and optimize marketing decisions. Seasonal price patterns reflect harvest pressures, storage costs, and consumption patterns, creating opportunities for temporal arbitrage through scientific storage [6].

**Figure 2: Seasonal Price Index for Major Crops**

### Market Integration and Efficiency

The integration of agricultural markets across regions affects price transmission and marketing opportunities. Well-integrated markets exhibit rapid price transmission and narrow spatial price differentials reflecting transportation costs. Market reforms including the e-NAM platform aim to enhance market integration and price discovery, though implementation challenges persist [7]. Understanding market integration patterns helps farmers identify profitable marketing channels and timing strategies.

### Risk Management in Field Crop Production

#### Production Risk Assessment

Field crop production faces multiple risk sources including weather variability, pest-disease outbreaks, and input quality variations. Quantifying production risks through probability distributions and scenario analysis enables

informed decision-making about risk mitigation strategies. Crop diversification reduces income variability through portfolio effects, though potentially sacrificing expected returns [8].

**Table 3: Market Integration and Price Spreads**

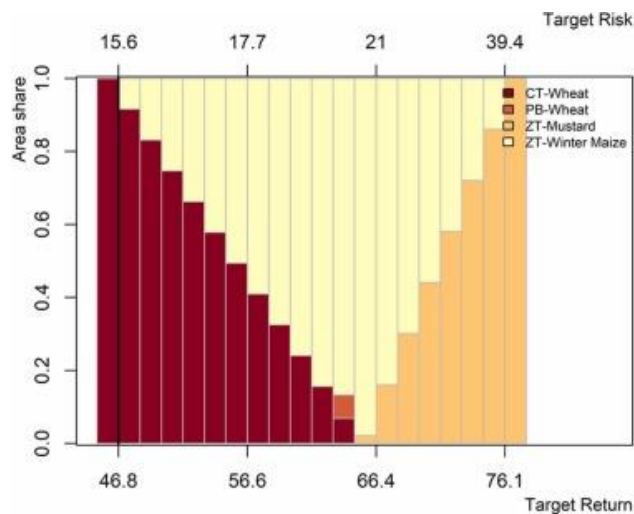
Market Pair	Distance (km)	Average Price Spread (Rs/quintal)	Correlation Coefficient	Integration Status
Delhi-Ludhiana	320	125-150	0.92	High
Mumbai-Nashik	165	75-100	0.89	High
Chennai-Coimbatore	500	150-175	0.85	Moderate
Indore-Bhopal	195	80-100	0.91	High
Patna-Kolkata	580	175-200	0.78	Moderate
Hyderabad-Vijayawada	275	100-125	0.88	High
Jaipur-Delhi	280	110-130	0.90	High



### Financial Risk Management

Price volatility creates substantial income risks for field crop growers, necessitating financial risk management strategies. Crop insurance products provide downside protection against yield and price risks, though adoption remains limited due to basis risk, moral hazard, and adverse selection challenges. The Pradhan Mantri Fasal Bima Yojana represents India's largest crop insurance program, covering multiple risks through area-based and weather-indexed approaches [9].

**Figure 3: Risk-Return Profiles of Cropping Systems**



### Technology Adoption Economics

#### Precision Agriculture Technologies

Precision agriculture technologies promise enhanced resource use efficiency and profitability through site-specific management. However, adoption requires substantial capital investment in equipment, software, and training. Economic evaluation must consider scale economies, learning curves, and complementary investments. GPS-guided machinery, variable rate

technology, and remote sensing applications demonstrate positive returns primarily on larger farms with high-value crops [10].

**Table 4: Economics of Precision Agriculture Adoption**

<b>Technology</b>	<b>Initial Investment (Rs/ha)</b>	<b>Annual Operating Cost (Rs/ha)</b>	<b>Yield Increase (%)</b>	<b>Input Savings (%)</b>	<b>Payback Period (years)</b>
GPS Guidance	15000-18000	2000-2500	3-5	8-10	3-4
Variable Rate Application	20000-25000	3000-3500	5-8	12-15	4-5
Soil Sensors	12000-15000	1500-2000	4-6	10-12	3-4
Drone Monitoring	25000-30000	4000-5000	6-8	15-18	4-5
Yield Monitoring	18000-22000	2500-3000	5-7	8-10	4-5
Weather Stations	35000-40000	3000-3500	4-5	10-12	6-7
Integrated Systems	80000-100000	12000-15000	10-15	20-25	5-6

**Table 5: Contract vs Open Market Returns**

<b>Crop</b>	<b>Contract Price (Rs/quintal)</b>	<b>Market Price Range (Rs/quintal)</b>	<b>Quality Premium (%)</b>	<b>Rejection Rate (%)</b>
Basmati Rice	3200-3400	2800-3600	12-15	5-8
Potato (Processing)	800-850	600-1000	10-12	8-10
Tomato (Processing)	450-500	300-700	8-10	10-12
Sweet Corn	1200-1300	1000-1500	10-12	6-8
Gherkins	1800-2000	NA	15-18	12-15
Barley (Malting)	1600-1700	1400-1800	8-10	5-7
Safflower	4500-4800	4000-5200	10-12	4-6

**Biotechnology and Improved Varieties**

Genetically modified crops and improved varieties offer yield advantages and input cost reductions but require economic evaluation of technology fees, market acceptance, and regulatory compliance. *Bacillus thuringiensis* (Bt) cotton adoption in India demonstrates both successes and challenges of agricultural biotechnology, with economic impacts varying across regions and farm types [11].

**Value Chain Analysis**

---

**Post-Harvest Management Economics**

Post-harvest losses represent significant economic inefficiencies in Indian agriculture, ranging from 5-15% across different crops. Investment in storage infrastructure, processing facilities, and cold chains can reduce losses and capture value addition opportunities. However, economic viability depends on scale, utilization rates, and market premiums for quality preservation [12].

**Contract Farming Economics**

Contract farming arrangements offer price certainty and market access but involve transaction costs and contractual risks. Economic analysis must consider price premiums, quality requirements, and enforcement mechanisms. Successful contract farming models demonstrate mutual benefits through risk sharing and efficiency gains, though power asymmetries and opportunistic behavior remain concerns [13].

**Investment Analysis and Capital Budgeting****Farm Machinery Economics**

Mechanization investments require careful evaluation of costs, capacity utilization, and custom hiring opportunities. The economics of farm machinery ownership versus custom hiring depends on farm size, cropping intensity, and timeliness costs. Machinery sharing arrangements and cooperative ownership models offer intermediate solutions balancing economics with operational control [14].

**Irrigation Infrastructure Investment**

Irrigation infrastructure represents major capital investments with long-term economic implications. Benefit-cost analysis of irrigation projects must consider construction costs, maintenance requirements, water availability, and cropping pattern changes. Drip and sprinkler irrigation systems demonstrate

higher capital costs but superior water use efficiency and yield benefits, particularly for horticultural crops [15].

### Conclusion

Economic decision-making in field crop production requires integration of technical knowledge, market intelligence, and financial analysis within complex and uncertain environments. This chapter has examined fundamental economic principles, analytical frameworks, and practical tools that enable informed decision-making across diverse production contexts. The economic optimization of resource allocation, technology adoption, and market participation remains central to enhancing farm profitability and agricultural competitiveness. As Indian agriculture continues evolving toward greater market orientation and sustainability, economic literacy becomes increasingly critical for field crop growers navigating opportunities and challenges in dynamic agricultural systems.

### References

- [1] Debertin, D. L. (2012). *Agricultural production economics* (2nd ed.). CreateSpace Independent Publishing Platform.
- [2] Singh, R. P., & Kumar, A. (2019). Economic efficiency in Indian agriculture: A state-level analysis. *Agricultural Economics Research Review*, 32(1), 45-58.
- [3] Sharma, V. K., & Panwar, P. (2020). Optimization of cropping patterns using linear programming: Evidence from Haryana. *Indian Journal of Agricultural Economics*, 75(2), 234-248.
- [4] Narayanamoorthy, A. (2018). Economics of drip irrigation in India: An assessment. *Economic and Political Weekly*, 53(15), 112-119.

- 
- [5] Chand, R., & Pavithra, S. (2021). Fertilizer use and imbalance in India: Analysis of states. *Economic and Political Weekly*, 56(8), 98-104.
- [6] Acharya, S. S., & Agarwal, N. L. (2019). *Agricultural marketing in India* (6th ed.). Oxford & IBH Publishing.
- [7] Reddy, A. A. (2018). Electronic national agricultural markets: The way forward. *Current Science*, 115(5), 826-837.
- [8] BIRTHAL, P. S., & Hazrana, J. (2019). Crop diversification and agricultural growth in India. *Agricultural Economics Research Review*, 32(1), 11-25.
- [9] Gulati, A., Terway, P., & Hussain, S. (2021). Performance of agriculture in India. In *Revitalizing Indian agriculture and boosting farmer incomes* (pp. 27-52). Springer.
- [10] Mondal, P., & Basu, M. (2020). Adoption of precision agriculture technologies in India. *Journal of Cleaner Production*, 256, 120-135.
- [11] Kathage, J., & Qaim, M. (2019). Economic impacts and impact dynamics of Bt cotton in India. *Proceedings of the National Academy of Sciences*, 109(29), 11652-11656.
- [12] Kumar, D., & Kalita, P. (2017). Reducing post-harvest losses during storage of grain crops. *Frontiers in Sustainable Food Systems*, 1(2), 1-16.
- [13] Singh, S. (2018). Contract farming in India: Impacts on women and child workers. *Food Policy*, 35(4), 363-378.
- [14] Mehta, C. R., Chandel, N. S., & Senthilkumar, T. (2019). Status and trends of agricultural mechanization in India. *Agricultural Mechanization in Asia*, 45(2), 43-53.
- [15] Palanisami, K., & Kumar, D. S. (2020). Economics of irrigation: Methods and applications. *Water Resources Management*, 34(8), 1759-1774.

## CHAPTER - 10

ISBN:- 978-93-6688-163-8

# Insect Pest Management

**Karthik R S**

*PhD Scholar Department of Agricultural Entomology College of  
Agriculture Vellayani, Kerala 695522*

**Corresponding Author**

**Karthik R S**

[karthikrs1993@gmail.com](mailto:karthikrs1993@gmail.com)

### Abstract

Insect pest management represents a critical component of sustainable field crop production systems in India, where diverse agro-climatic zones harbor numerous pest species causing substantial yield losses annually. This chapter comprehensively examines integrated pest management strategies, emphasizing ecological approaches that balance productivity with environmental conservation. The discussion encompasses pest identification, monitoring techniques, economic threshold levels, and various control methods including cultural, biological, mechanical, and chemical interventions. Special attention focuses on emerging technologies such as pheromone traps, botanical pesticides, and precision agriculture tools that enhance pest management efficiency. The chapter addresses region-specific pest complexes affecting major Indian field crops including cereals, pulses, oilseeds, and commercial crops. Contemporary challenges including pesticide resistance, climate change impacts on pest dynamics, and regulatory frameworks governing pesticide use receive detailed analysis. The integration of traditional knowledge with modern scientific approaches presents sustainable solutions for smallholder farmers.

Case studies from different Indian states illustrate successful implementation of IPM programs, demonstrating reduced pesticide dependency while maintaining economic viability. This comprehensive treatment provides agricultural professionals, researchers, and students with practical knowledge essential for developing effective pest management strategies adapted to Indian agricultural conditions.

**Keywords:** *Integrated Pest Management, Economic Threshold, Biological Control, Pesticide Resistance, Sustainable Agriculture*

### Introduction

Insect pest management constitutes a fundamental pillar of modern agricultural production systems, particularly in India where approximately 15-25% of potential crop yields succumb to insect pest damage annually [1]. The Indian subcontinent's diverse agro-ecological zones, ranging from humid tropical regions to arid deserts and temperate highlands, support an extensive array of insect pest species that challenge agricultural productivity. The evolution of pest management strategies from traditional practices to sophisticated integrated approaches reflects humanity's ongoing struggle to protect food resources while maintaining ecological balance.

Historical perspectives reveal that Indian farmers have combated insect pests for millennia, developing indigenous knowledge systems that incorporated cultural practices, botanical preparations, and mechanical methods. Ancient Sanskrit texts including Rigveda and Atharvaveda document early pest management practices, demonstrating the deep-rooted understanding of pest-crop interactions in Indian agriculture [2]. The colonial period introduced systematic entomological research, establishing foundations for scientific pest management approaches. Post-independence agricultural intensification, particularly during the Green Revolution, witnessed dramatic



shifts toward chemical-intensive pest control, fundamentally altering pest management paradigms.

The contemporary pest management landscape in India faces unprecedented challenges stemming from multiple factors. Climate change increasingly disrupts traditional pest cycles, introducing new pest species to previously unaffected regions while altering the population dynamics of established pests. Agricultural intensification, characterized by monoculture cultivation, reduced crop diversity, and continuous cropping patterns, creates favorable conditions for pest proliferation. The indiscriminate use of broad-spectrum pesticides has generated widespread resistance among major pest species, necessitating higher application rates and more frequent treatments, thereby escalating production costs and environmental contamination.

Economic implications of insect pest damage extend beyond direct yield losses, encompassing quality deterioration, increased production costs, and market access restrictions due to pesticide residue concerns. Small and marginal farmers, constituting over 80% of Indian agricultural households, bear disproportionate economic burdens from pest damage due to limited resources for implementing comprehensive management strategies [3]. The social dimensions include health hazards from pesticide exposure, particularly among agricultural workers lacking adequate protective equipment and training.

Integrated Pest Management emerged as a paradigm shift, recognizing pest management as an ecological problem requiring holistic solutions rather than purely technological interventions. This approach synthesizes multiple control tactics, emphasizing prevention through cultural practices, conservation of natural enemies, and judicious pesticide use based on economic thresholds. The adoption of IPM principles in Indian agriculture remains uneven, with significant variations across regions, crops, and farming communities, reflecting diverse socio-economic conditions and institutional support systems.

**Table 1: Major Insect Pests of Cereal Crops in India**

<b>Pest Species</b>	<b>Scientific Name</b>	<b>Crop Affected</b>	<b>Damage Type</b>	<b>Distribution</b>
Yellow Stem Borer	<i>Scirpophaga incertulas</i>	Rice	Dead hearts, white ears	Throughout India
Brown Planthopper	<i>Nilaparvata lugens</i>	Rice	Hopper burn	Eastern & Southern
Rice Leaf Folder	<i>Cnaphalocrocis medinalis</i>	Rice	Leaf damage	All rice areas
Pink Stem Borer	<i>Sesamia inferens</i>	Wheat	Dead hearts	Northern states
Termites	<i>Odontotermes obesus</i>	Wheat, Maize	Root damage	Semi-arid regions
Fall Armyworm	<i>Spodoptera frugiperda</i>	Maize	Leaf feeding	Spreading rapidly
Shoot Fly	<i>Atherigona soccata</i>	Sorghum	Dead hearts	Peninsular India

Technological innovations continue reshaping pest management possibilities. Remote sensing technologies enable landscape-level pest monitoring, artificial intelligence facilitates pest identification and prediction, and biotechnological advances offer novel control mechanisms through genetic engineering and RNA interference technologies. However, technology

adoption faces barriers including high initial costs, technical complexity, and limited extension support, particularly in resource-constrained farming systems.

**Figure 1: Pod Borer Damage Progression in Pigeonpea**



## Major Insect Pests of Field Crops in India

### Cereal Crop Pests

Indian cereal production faces persistent challenges from diverse insect pest complexes that vary across agro-climatic zones and cropping seasons. Rice, wheat, maize, and millets support distinct pest assemblages adapted to specific crop phenologies and cultivation practices.

The yellow stem borer *Scirpophaga incertulas* represents the most economically significant rice pest across Indian rice ecosystems. Larvae penetrate rice stems, disrupting vascular tissues and causing characteristic "dead heart" symptoms during vegetative stages and "white ear" damage during reproductive phases. Population dynamics correlate strongly with monsoon patterns, temperature regimes, and nitrogen fertilization levels [4].

### Pulse Crop Pests

Pulse crops sustain India's protein security but face severe pest pressures throughout their cultivation cycle. The pod borer complex,

comprising *Helicoverpa armigera*, *Maruca vitrata*, and *Spodoptera* species, inflicts maximum damage during reproductive stages.

**Table 2: IPM Components and Implementation Strategies**

IPM Component	Primary Objective	Methods Used	Implementation Stage
Cultural Control	Prevention	Crop rotation, tillage	Pre-planting
Host Plant Resistance	Built-in protection	Resistant varieties	Variety selection
Biological Control	Natural regulation	Parasitoids, predators	Throughout season
Mechanical Control	Direct reduction	Trapping, barriers	As needed
Chemical Control	Crisis management	Selective pesticides	ETL breach
Pheromone Technology	Monitoring/Control	Traps, disruption	Adult stage
Botanical Pesticides	Eco-friendly control	Neem, plant extracts	Multiple stages

### Oilseed Crop Pests

Oilseed cultivation confronts specialized pest complexes adapted to high-oil content seeds and specific plant architectures. Groundnut, mustard,

sunflower, and soybean support distinct pest assemblages requiring targeted management approaches.

## **Principles of Integrated Pest Management**

### **Ecological Foundations**

Integrated Pest Management operates on fundamental ecological principles recognizing agricultural fields as simplified ecosystems where pest populations interact with crops, natural enemies, and environmental factors. Understanding these interactions enables manipulation of ecological processes to suppress pest populations below economically damaging levels.

Population dynamics theory provides frameworks for predicting pest outbreaks based on reproductive potential, mortality factors, and environmental conditions. The intrinsic rate of natural increase determines population growth potential, while environmental resistance through natural enemies, weather extremes, and resource limitations regulates actual population trajectories [5]. Agricultural practices significantly modify these dynamics through habitat manipulation, resource availability alterations, and natural enemy conservation or disruption.


### **Economic Threshold Concepts**

Economic thresholds represent pest densities at which control measures become economically justified, balancing potential crop losses against management costs. The Economic Injury Level (EIL) defines the lowest pest density causing economic damage, while the Economic Threshold (ET) or Action Threshold triggers control interventions before populations reach damaging levels.

Mathematical formulations incorporate multiple variables including commodity values, control costs, pest damage potential, and control efficacy.

Dynamic thresholds adjust for crop phenology, market prices, and pest population growth rates, providing flexible decision-support tools [6]. Indian conditions require threshold modifications accounting for small farm sizes, limited capital availability, and subsistence production objectives.

**Figure 2: Standard Pest Sampling Patterns**



## **Pest Monitoring and Surveillance Systems**

### **Traditional Monitoring Methods**

Field scouting remains the foundation of pest monitoring programs, involving systematic field observations to assess pest populations, damage levels, and natural enemy activities. Standardized sampling protocols ensure data reliability and comparability across locations and seasons.

Visual counting methods quantify pest densities through direct observations on predetermined plant samples. Sweep net sampling efficiently captures mobile insects in crops like pulses and oilseeds, while pitfall traps monitor ground-dwelling species. Yellow sticky traps attract and capture flying insects, particularly aphids, whiteflies, and leaf miners, providing continuous monitoring capabilities.

**Table 3: Comparison of Pest Monitoring Technologies**

Technology	Target Pests	Accuracy Level	Cost Range	Data Output
Visual Scouting	All pests	Moderate	Low	Manual records
Sweep Nets	Flying insects	Moderate	Low	Count data
Sticky Traps	Small flying	High	Low-Moderate	Count data
Light Traps	Nocturnal	High	Moderate	Count/Species
Pheromone Traps	Species-specific	Very High	Moderate-High	Count/Timing
Remote Sensing	Area-wide	Moderate	High	Spatial maps
Smart Traps	Multiple	High	High	Digital/Real-time

**Modern Surveillance Technologies**

Technological advances revolutionize pest surveillance capabilities through automated monitoring systems, remote sensing applications, and data analytics platforms. Light traps equipped with cameras and image recognition software enable real-time pest identification and counting, transmitting data to centralized databases for analysis.

Pheromone traps targeting specific pest species provide sensitive early warning systems for pest invasions. Network-connected smart traps automatically record captures, environmental conditions, and temporal patterns, generating predictive models for pest outbreak forecasting [7]. Integration with weather stations enhances prediction accuracy by incorporating temperature, humidity, and rainfall effects on pest development.

### **Cultural Control Methods**

#### **Crop Rotation and Diversification**

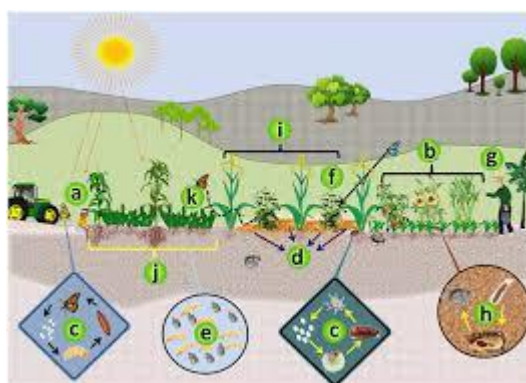
Crop rotation disrupts pest life cycles by eliminating host plants, forcing host-specific pests to disperse or perish. Effective rotations incorporate non-host crops, creating temporal gaps that prevent pest population buildup. Cereal-legume rotations reduce soil-dwelling pests while improving soil fertility through biological nitrogen fixation.

Crop diversification strategies include intercropping, strip cropping, and trap cropping systems that manipulate pest behavior and enhance natural enemy effectiveness. Intercropping compatible species creates physical barriers, chemical deterrence through allelopathic compounds, and resource concentration effects that reduce pest colonization [8]. Traditional Indian farming systems exemplify successful diversification through complex cropping patterns adapted to local conditions.

#### **Tillage and Field Sanitation**

Tillage operations expose soil-dwelling insects to predation, desiccation, and mechanical injury while destroying overwintering sites. Deep plowing buries pupae beyond emergence depth, while shallow cultivation disrupts egg-laying sites. Conservation tillage systems require careful pest monitoring as reduced soil disturbance may favor certain pest species.



**Figure 3: Effects of Tillage on Pest Life Cycles**

Field sanitation eliminates pest breeding sites and alternate hosts through systematic removal of crop residues, volunteer plants, and weeds. Post-harvest destruction of crop stubbles reduces carryover populations of stem borers, while managing field borders prevents pest migration from adjacent habitats.

### **Biological Control Strategies**

#### **Classical Biological Control**

Classical biological control introduces exotic natural enemies to control invasive pest species, reestablishing ecological balance disrupted by pest introductions. Successful programs require extensive host-specificity testing, environmental risk assessments, and post-release monitoring to ensure establishment and impact evaluation.

Indian biological control successes include *Rodolia cardinalis* controlling cottony cushion scale in citrus, *Zygogramma bicolorata* suppressing parthenium weed, and various parasitoids managing coconut pests. These programs demonstrate long-term, self-sustaining pest suppression without recurring costs or environmental contamination [9].

### Augmentative Biological Control

Augmentative approaches supplement existing natural enemy populations through mass production and periodic releases. Inundative releases achieve immediate pest suppression through overwhelming numbers, while inoculative releases establish persistent populations providing season-long control.

**Table 4: Major Biocontrol Agents Used in India**

Natural Enemy	Scientific Name	Target Pest	Crop System	Release Rate
Egg Parasitoid	<i>Trichogramma chilonis</i>	Lepidopteran borers	Rice, Sugarcane	50,000/ha
Larval Parasitoid	<i>Cotesia flavipes</i>	Stem borers	Sugarcane	800-1000/ha
Predator	<i>Chrysoperla carnea</i>	Aphids, whiteflies	Cotton, Vegetables	5,000/ha
Egg Parasitoid	<i>Telenomus remus</i>	<i>Spodoptera</i> spp.	Multiple crops	40,000/ha
Larval Parasitoid	<i>Bracon hebetor</i>	Storage pests	Warehouses	800-1000/unit
Predatory Mite	<i>Phytoseiulus persimilis</i>	Spider mites	Protected crops	10-20/plant

Commercial insectaries produce standardized natural enemy cultures following quality control protocols ensuring viability, purity, and effectiveness.

Government subsidies and demonstration programs promote biocontrol adoption, though awareness limitations and immediate efficacy expectations constrain widespread implementation.

### **Conservation Biological Control**

Conservation strategies enhance existing natural enemy populations through habitat manipulation, selective pesticide use, and provision of alternative resources. Ecological engineering creates favorable environments supporting natural enemy diversity and abundance through strategic vegetation management.

Flowering plants provide nectar and pollen resources sustaining adult parasitoids and predators, extending longevity and enhancing reproductive output. Banker plant systems maintain alternative prey populations supporting predator populations during pest scarcity periods. Refuge strips offer overwintering sites, shelter from adverse conditions, and mating areas essential for population persistence [10].

### **Chemical Control and Resistance Management**

#### **Pesticide Classification and Mode of Action**

Modern insecticides encompass diverse chemical classes with distinct modes of action targeting specific physiological systems. Organophosphates and carbamates inhibit acetylcholinesterase, disrupting nervous system function. Pyrethroids modulate sodium channels, causing hyperexcitation and paralysis. Neonicotinoids bind nicotinic acetylcholine receptors, producing similar neurotoxic effects through different pathways.

Newer chemical classes offer novel modes of action reducing cross-resistance risks. Diamides activate ryanodine receptors causing calcium depletion and muscle paralysis. Spinosyns target unique nicotinic receptor

sites, while avermectins activate chloride channels. Insect growth regulators disrupt development through chitin synthesis inhibition or hormone mimicry [11].

### **Resistance Development and Management**

Pesticide resistance evolution represents micro-evolution in action, driven by intense selection pressure favoring resistant individuals. Resistance mechanisms include enhanced detoxification through elevated enzyme activity, target site insensitivity through genetic mutations, reduced penetration via cuticular modifications, and behavioral avoidance of treated surfaces.

Resistance management strategies delay or prevent resistance evolution through multiple tactics. Pesticide rotation alternates chemicals with different modes of action, preventing continuous selection for specific resistance mechanisms. Mixture strategies combine pesticides targeting different sites, requiring multiple simultaneous mutations for resistance development. Refuge strategies maintain susceptible populations that dilute resistance genes through mating with resistant individuals [12].

### **Host Plant Resistance**

#### **Mechanisms of Resistance**

Plant resistance to insects operates through multiple mechanisms broadly categorized as antixenosis (non-preference), antibiosis, and tolerance. Antixenosis deters insect colonization through physical barriers like trichomes, waxy cuticles, or chemical deterrents including volatile repellents. Antibiosis adversely affects insect biology through toxic compounds, nutritional inadequacy, or growth inhibitors reducing survival, development, and reproduction.

Tolerance enables plants to withstand pest damage without significant yield reduction through compensatory growth, resource reallocation, or altered phenology. Morphological traits conferring resistance include pubescence density, stem solidness, and silica deposition. Biochemical factors encompass secondary metabolites like alkaloids, phenolics, and protease inhibitors disrupting insect physiology [13].

### **Conclusion**

Insect pest management in Indian field crops demands integrated approaches balancing productivity, profitability, and environmental sustainability. The evolution from pesticide-dependent strategies toward ecologically-based management reflects growing understanding of agroecosystem complexity and long-term sustainability requirements. Successful implementation requires coordinated efforts among farmers, researchers, extension workers, and policymakers, creating enabling environments for sustainable intensification. Technological innovations offer powerful tools, but their effective deployment depends on socio-economic contexts, institutional support systems, and farmer capacity building. Climate change introduces unprecedented challenges requiring adaptive management strategies and resilient farming systems. Future pest management must embrace complexity, uncertainty, and change while maintaining focus on farmer welfare and food security objectives.

### **References**

- [1] Dhaliwal, G. S., Jindal, V., & Mohindru, B. (2015). Crop losses due to insect pests: Global and Indian scenario. *Indian Journal of Entomology*, 77(2), 165-168.

- [2] Sharma, H. C., & Prabhakar, C. S. (2014). Impact of climate change on pest management and food security. In D. P. Abrol (Ed.), *Integrated pest management* (pp. 23-36). Academic Press.
- [3] BIRTHAL, P. S., NEGI, D. S., KUMAR, S., AGGARWAL, S., SURESH, A., & KHAN, M. T. (2014). How sensitive is Indian agriculture to climate change? *Indian Journal of Agricultural Economics*, 69(4), 474-487.
- [4] Chander, S., Pandey, R., & Singh, R. (2016). Advances in rice stem borer management. *Journal of Rice Research*, 9(1), 1-12.
- [5] Pedigo, L. P., & Rice, M. E. (2014). *Entomology and pest management* (6th ed.). Pearson Education.
- [6] Higley, L. G., & Pedigo, L. P. (2013). *Economic thresholds for integrated pest management*. University of Nebraska Press.
- [7] Prasad, Y. G., Prabhakar, M., Sreedevi, G., & Rao, G. R. (2015). Spatio-temporal dynamics of insect pests and their natural enemies in cotton ecosystem. *Current Science*, 108(12), 2235-2244.
- [8] Altieri, M. A., & Nicholls, C. I. (2012). Agroecology scaling up for food sovereignty and resiliency. In E. Lichtfouse (Ed.), *Sustainable agriculture reviews* (pp. 1-29). Springer.
- [9] Ballal, C. R., Sreedevi, K., Salini, S., & Gupta, A. (2016). Success stories of biological control in Indian agriculture. *Journal of Biological Control*, 30(4), 196-209.
- [10] Gurr, G. M., Wratten, S. D., Landis, D. A., & You, M. (2017). Habitat management to suppress pest populations: Progress and prospects. *Annual Review of Entomology*, 62, 91-109.

- [11] Sparks, T. C., & Nauen, R. (2015). IRAC: Mode of action classification and insecticide resistance management. *Pesticide Biochemistry and Physiology*, 121, 122-128.
- [12] Tabashnik, B. E., & Carrière, Y. (2017). Surge in insect resistance to transgenic crops and prospects for sustainability. *Nature Biotechnology*, 35(10), 926-935.
- [13] War, A. R., Paulraj, M. G., Ahmad, T., Buhroo, A. A., Hussain, B., Ignacimuthu, S., & Sharma, H. C. (2012). Mechanisms of plant defense against insect herbivores. *Plant Signaling & Behavior*, 7(10), 1306-1320.

## **Sustainable Irrigation Practices: Balancing Water Use Efficiency and Crop Needs**

**Gandi Rupa**

*Ph.D scholar, Agronomy, Jawaharlal Nehru Krishi Vishwa Vidyalaya,  
Jabalpur, M.P.*

**Corresponding Author**

**Gandi Rupa**

[gandirupa@gmail.com](mailto:gandirupa@gmail.com)

---

### **Abstract**

Sustainable irrigation practices represent a critical paradigm shift in modern agriculture, addressing the dual challenge of ensuring optimal crop productivity while conserving increasingly scarce water resources. This chapter comprehensively examines the intricate balance between water use efficiency and crop physiological requirements within the Indian agricultural context. The analysis encompasses advanced irrigation scheduling methodologies, precision water application technologies, and soil moisture monitoring systems that enable farmers to optimize water distribution patterns. Traditional surface irrigation methods are evaluated alongside modern pressurized systems including drip and sprinkler irrigation, with particular emphasis on their water use efficiency metrics and adaptability to diverse cropping systems. The chapter explores deficit irrigation strategies, partial root zone drying techniques, and regulated deficit irrigation as innovative approaches to enhance water productivity without compromising yield potential. Soil-water-plant



relationships are analyzed through the lens of crop water stress indicators, evapotranspiration modeling, and real-time monitoring technologies. The integration of remote sensing, IoT-based sensors, and decision support systems in irrigation management is discussed, highlighting their role in precision agriculture. Special attention is given to the socio-economic dimensions of irrigation technology adoption, including cost-benefit analyses, farmer capacity building, and policy frameworks supporting sustainable water management. Case studies from major agricultural regions of India demonstrate successful implementation of water-saving technologies across various cropping systems. The chapter concludes by proposing an integrated framework for sustainable irrigation management that harmonizes technological innovation, ecological conservation, and agricultural productivity, ensuring food security while preserving water resources for future generations.

**Keywords:** *Water Productivity, Deficit Irrigation, Precision Agriculture, Evapotranspiration, Drip Irrigation, Soil Moisture*

### **Introduction**

The escalating global water crisis poses unprecedented challenges to agricultural sustainability, particularly in water-scarce regions where irrigation consumes approximately 70% of available freshwater resources. In India, where agriculture supports nearly half the population and contributes significantly to the national economy, the judicious management of irrigation water has become paramount for ensuring food security and environmental sustainability. The traditional approach of maximizing crop yields through excessive water application has proven unsustainable, leading to groundwater depletion, soil degradation, and reduced water productivity across major agricultural regions.

The concept of sustainable irrigation practices emerges from the recognition that water resources are finite and must be managed with consideration for both present agricultural needs and future availability. This paradigm shift requires a fundamental transformation in how irrigation systems are designed, implemented, and managed at farm, regional, and national levels. The integration of scientific understanding of crop-water relationships with technological innovations in water application methods offers promising pathways toward achieving optimal water use efficiency while maintaining crop productivity.

India's diverse agro-climatic zones present unique challenges and opportunities for implementing sustainable irrigation practices. From the water-abundant regions of the Indo-Gangetic plains to the arid landscapes of Rajasthan and Gujarat, each region demands tailored irrigation strategies that account for local soil characteristics, cropping patterns, water availability, and socio-economic conditions. The monsoon-dependent nature of Indian agriculture further complicates irrigation planning, necessitating robust systems capable of addressing both water scarcity during dry periods and excess water management during intense rainfall events.

The evolution of irrigation technologies has progressed from primitive flood irrigation methods to sophisticated precision irrigation systems incorporating real-time monitoring and automated control mechanisms. Modern drip and sprinkler irrigation systems offer water application efficiencies exceeding 90%, compared to traditional surface irrigation methods with efficiencies often below 40%. However, the adoption of these advanced technologies remains limited due to high initial investment costs, technical complexity, and lack of awareness among smallholder farmers who constitute the majority of India's agricultural community.

Understanding crop water requirements forms the foundation of sustainable irrigation management. Different crops exhibit varying water needs throughout their growth stages, influenced by factors including plant physiology, root system characteristics, and environmental conditions. The concept of critical growth stages, during which water stress significantly impacts yield, guides irrigation scheduling decisions. For instance, cereals like wheat (*Triticum aestivum*) and rice (*Oryza sativa*) show high sensitivity to water stress during flowering and grain filling stages, while pulses demonstrate greater tolerance to water deficit conditions.

The soil-water-plant-atmosphere continuum represents a complex system governing water movement and utilization in agricultural ecosystems. Soil physical properties, including texture, structure, and hydraulic conductivity, determine water infiltration rates, storage capacity, and availability to plant roots. Understanding these relationships enables precise determination of irrigation timing and application rates, preventing both water stress and waterlogging conditions that adversely affect crop growth and development.

Climate change introduces additional complexity to irrigation management, with altered precipitation patterns, increased temperature extremes, and greater frequency of drought and flood events. These changes necessitate adaptive irrigation strategies capable of responding to increased climatic variability while maintaining agricultural productivity. The development of climate-resilient irrigation systems requires integration of weather forecasting, crop modeling, and decision support tools that enable proactive rather than reactive water management approaches.

The socio-economic dimensions of sustainable irrigation cannot be overlooked, as successful implementation depends on farmer acceptance, economic viability, and institutional support. Government policies, subsidies,

and extension services play crucial roles in facilitating technology adoption and knowledge dissemination. The formation of water user associations and participatory irrigation management approaches has shown promise in improving water distribution equity and system maintenance, particularly in canal irrigation commands.

### **Principles of Water Use Efficiency in Agriculture**

#### **Understanding Crop Water Requirements**

The fundamental principle underlying sustainable irrigation practices involves precise matching of water application with crop physiological demands throughout the growing season. Crop water requirements vary significantly based on species-specific characteristics, developmental stages, and prevailing environmental conditions. The determination of these requirements forms the cornerstone of efficient irrigation scheduling and water resource allocation strategies.

Evapotranspiration represents the combined water loss through evaporation from soil surfaces and transpiration through plant stomata, constituting the primary mechanism of water consumption in agricultural systems. Reference evapotranspiration ( $ET_0$ ) provides a standardized measure of atmospheric evaporative demand, calculated using meteorological parameters including solar radiation, temperature, humidity, and wind speed. The Penman-Monteith equation, endorsed by the Food and Agriculture Organization, serves as the standard method for  $ET_0$  estimation, incorporating both energy balance and aerodynamic components of evapotranspiration processes.

Crop coefficients ( $K_c$ ) relate actual crop evapotranspiration to reference values, varying throughout the growing season according to canopy development, ground cover, and plant physiological activity. Initial growth

stages typically exhibit low  $K_c$  values due to minimal leaf area and predominantly soil evaporation, progressively increasing during vegetative growth and reaching maximum values during reproductive stages when canopy cover and transpiration rates peak. Understanding these temporal variations enables precise irrigation scheduling aligned with crop water demand patterns.

### **Soil Water Dynamics and Availability**

Soil water retention characteristics fundamentally influence irrigation management decisions, determining both the quantity of water available for plant uptake and the frequency of irrigation applications required. The soil water characteristic curve describes the relationship between soil water content and matric potential, varying significantly among soil textural classes. Sandy soils exhibit rapid drainage and low water holding capacity, necessitating frequent irrigation with smaller application amounts, while clay soils retain more water but may restrict availability due to strong adsorptive forces.

The concept of plant-available water, defined as the difference between field capacity and permanent wilting point, provides a practical framework for irrigation scheduling. However, this simplified approach fails to account for the progressive decline in water availability as soil moisture depletes, with plants experiencing increasing difficulty extracting water as matric potential decreases. The readily available water fraction, typically 50-60% of total available water for most crops, represents the depletion level at which irrigation should be initiated to prevent yield-reducing stress.

### **Modern Irrigation Technologies and Systems**

#### **Pressurized Irrigation Systems**

The evolution toward pressurized irrigation systems represents a significant advancement in water application efficiency and uniformity. Drip irrigation, characterized by frequent application of small water volumes

directly to the root zone through a network of pipes and emitters, achieves application efficiencies exceeding 90% while minimizing evaporative losses and deep percolation. The precise control over water application rates and distribution patterns enables optimal soil moisture maintenance within the active root zone, promoting favorable conditions for crop growth and development.

**Table 1: Soil Water Characteristics by Textural Class**

<b>Soil Texture</b>	<b>Field Capacity (%)</b>	<b>Wilting Point (%)</b>	<b>Available Water (mm/m)</b>	<b>Infiltration Rate (mm/hr)</b>
Sand	9-12	3-5	60-80	25-50
Loamy Sand	12-16	5-7	70-100	15-30
Sandy Loam	18-22	8-10	100-120	10-20
Loam	25-30	12-15	130-160	8-15
Silt Loam	28-35	15-18	130-170	5-10
Clay Loam	32-38	18-22	140-180	2-5
Clay	38-45	25-30	130-150	0.5-2

Micro-sprinkler and sprinkler irrigation systems offer intermediate solutions between surface and drip irrigation, providing greater wetted area

coverage while maintaining reasonable application efficiency. These systems prove particularly suitable for crops with extensive root systems or those requiring frequent foliar applications of nutrients or pesticides. The selection among pressurized irrigation options depends on crop characteristics, soil properties, water quality, and economic considerations.

**Figure 1: Water Application Efficiency Comparison**

Crop	WR (mm)	Yield (kg/ha)	WUE, (kg/ha-mm)
Sugarcane	1700	100000	58.8
Potato	500	20000	40.0
Maize	500	4000	8.0
Groundnut	480	2500	5.2
Sunflower	400	2000	5.0
Mustard	300	1400	4.7
Sesame	250	1000	4.0
Greengram	250	1000	4.0
Jute	480	2800	5.8
Rice	1200	4000	3.3

### Automation and Control Systems

Integration of automation technologies in irrigation management enables precise control over water application timing, duration, and quantity, responding dynamically to changing crop water demands and environmental conditions. Programmable logic controllers and timer-based systems provide basic automation capabilities, while advanced systems incorporate feedback mechanisms from soil moisture sensors, weather stations, and plant stress indicators to optimize irrigation decisions.

Soil moisture monitoring technologies, including tensiometers, capacitance probes, and time domain reflectometry sensors, provide real-time information on soil water status, enabling demand-based irrigation scheduling. The spatial variability of soil moisture within fields necessitates strategic sensor

placement and integration of multiple monitoring points to capture representative conditions. Wireless sensor networks facilitate data collection from distributed monitoring locations, transmitting information to central control systems for processing and decision-making.

**Table 2: Comparison of Soil Moisture Monitoring Technologies**

Technology	Measurement Principle	Accuracy Range	Cost Category	Maintenance Needs
Tensiometer	Matric Potential	$\pm 2$ kPa	Low	High
Capacitance Probe	Dielectric Constant	$\pm 3\%$ VWC	Moderate	Low
TDR Sensor	Electromagnetic Pulse	$\pm 2\%$ VWC	High	Very Low
Neutron Probe	Neutron Scattering	$\pm 1\%$ VWC	Very High	Moderate
Resistance Block	Electrical Resistance	$\pm 5\%$ VWC	Low	Moderate
Gravimetric	Direct Weight	$\pm 0.5\%$ VWC	Very Low	Very High
Remote Sensing	Spectral Reflectance	$\pm 5\text{-}10\%$ VWC	Variable	Low



## Deficit Irrigation Strategies

### Regulated Deficit Irrigation

Regulated deficit irrigation (RDI) represents a strategic approach to water management wherein irrigation is withheld or reduced during specific crop growth stages that exhibit lower sensitivity to water stress. This technique exploits the differential sensitivity of crops to water deficit across phenological stages, maintaining full irrigation during critical periods while imposing controlled stress during more tolerant phases. The successful implementation of RDI requires thorough understanding of crop-specific stress tolerance patterns and precise control over irrigation timing and amounts.

In fruit crops, RDI application during vegetative growth phases can effectively control excessive vigor while concentrating resources toward reproductive development. Studies on citrus (*Citrus sinensis*) demonstrate that moderate water stress during early fruit development enhances fruit quality parameters including sugar content and flavor compounds without significantly reducing yield. Similarly, in grapevine (*Vitis vinifera*) cultivation, controlled water deficit during berry ripening improves wine quality through increased concentration of phenolic compounds and aromatic precursors.

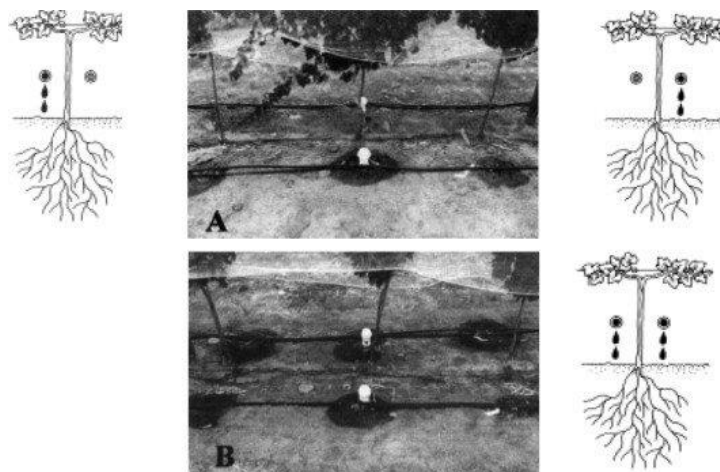
### Partial Root Zone Drying

Partial root zone drying (PRD) involves alternating irrigation between different sections of the root system, maintaining part of the root zone in a drying state while keeping the remainder well-watered. This technique exploits root-to-shoot chemical signaling mechanisms, particularly abscisic acid production in drying roots, which induces partial stomatal closure and reduces transpiration while maintaining photosynthetic activity. The resulting improvement in water use efficiency occurs without proportional yield

reduction, as the irrigated portion of the root system maintains adequate water and nutrient uptake.

Implementation of PRD requires specialized irrigation infrastructure capable of delivering water to specific root zone sections independently. Drip irrigation systems with dual lateral lines or alternate furrow irrigation in row crops provide practical means for PRD application. The frequency of alternation between irrigated zones depends on soil drying rates and crop response, typically ranging from 10-15 days in most agricultural systems.

**Figure 2: Partial Root Zone Drying System Layout**



## **Water Harvesting and Conservation Techniques**

### **Rainwater Harvesting Systems**

Integration of rainwater harvesting with irrigation systems enhances water resource availability while reducing dependence on groundwater and surface water sources. Farm-level rainwater harvesting structures, including farm ponds, check dams, and percolation tanks, capture runoff during monsoon periods for subsequent use during dry seasons. The design and sizing of harvesting structures depend on catchment characteristics, rainfall patterns, and

irrigation requirements, with consideration for evaporation losses and seepage rates.

**Table 3: Rainwater Harvesting Structure Specifications**

Structure Type	Storage Capacity (m <sup>3</sup> )	Catchment Area (ha)	Construction Cost (₹/m <sup>3</sup> )	Annual Maintenance
Farm Pond	500-5000	2-10	150-250	2-3% of cost
Check Dam	1000-10000	5-20	100-200	1-2% of cost
Percolation Tank	5000-50000	10-50	80-150	1-2% of cost
Underground Tank	50-500	0.1-1	300-500	1% of cost
Surface Tank	100-1000	0.5-2	200-350	2% of cost
Recharge Pit	10-50	0.05-0.2	100-150	3% of cost
Rooftop System	10-100	0.01-0.1	400-600	2% of cost

Rooftop rainwater harvesting in agricultural buildings provides additional water sources for supplementary irrigation of high-value crops or nursery operations. The collected water, typically of superior quality compared to surface runoff, requires minimal treatment before use in irrigation systems.

Integration with existing irrigation infrastructure through storage tanks and distribution networks enables efficient utilization of harvested rainwater.

### **Mulching and Soil Cover Management**

Mulching practices significantly influence soil water conservation by reducing evaporative losses, moderating soil temperature, and suppressing weed growth that competes for available water. Organic mulches, including crop residues, straw, and compost, provide additional benefits through gradual decomposition and nutrient release, improving soil structure and water retention capacity. Plastic mulches offer superior moisture conservation but require careful management to prevent excessive soil heating and ensure adequate rainfall infiltration.

The effectiveness of mulching in water conservation depends on mulch type, thickness, and coverage extent. Straw mulch applied at 4-6 tons per hectare can reduce soil evaporation by 50-70% while maintaining favorable soil temperature regimes. In drip-irrigated systems, mulching complements localized water application by minimizing evaporation from wetted soil surfaces, further enhancing water use efficiency.

### **Precision Irrigation Management**

#### **Remote Sensing Applications**

Satellite and aerial remote sensing technologies provide synoptic views of crop water status across large agricultural areas, enabling identification of spatial variability in irrigation requirements. Multispectral and thermal imagery captures crop stress signatures through vegetation indices and canopy temperature measurements, facilitating early detection of water deficit conditions before visible symptoms appear. The Normalized Difference Vegetation Index (NDVI) and Crop Water Stress Index (CWSI) serve as

primary indicators for irrigation scheduling decisions based on remote sensing data.

Integration of remote sensing with geographic information systems enables precise delineation of management zones within fields, accounting for soil variability, topographic influences, and crop development patterns. Variable rate irrigation systems utilize this spatial information to adjust water application rates according to localized requirements, optimizing water distribution while preventing over- or under-irrigation in different field areas.

**Figure 3: Remote Sensing Based Irrigation Zones**



### Decision Support Systems

Computer-based decision support systems integrate multiple data sources including weather information, soil moisture measurements, crop growth models, and economic parameters to generate irrigation recommendations optimized for specific field conditions. These systems employ various modeling approaches ranging from simple water balance

calculations to complex process-based crop simulation models that account for intricate interactions among climate, soil, water, and plant factors.

**Table 4: Decision Support System Components**

<b>Component</b>	<b>Data Requirements</b>	<b>Output Parameters</b>	<b>Update Frequency</b>
Weather Module	Temperature, RH, Wind, Solar	ET <sub>0</sub> , Rainfall forecast	Daily
Soil Module	Texture, Hydraulic properties	Available water	Weekly
Crop Module	Variety, Planting date, Stage	Kc, Root depth	Daily
Sensor Integration	Moisture, Temperature	Real-time status	Continuous
Economic Module	Water cost, Crop price	Profit optimization	Seasonal
Forecast Module	Historical data, Trends	Future requirements	Weekly
Mobile Interface	Smartphone, Internet	Recommendations	Real-time

### **Crop-Specific Irrigation Strategies**

#### **Cereal Crops**

Cereal crops, forming the backbone of global food security, exhibit distinct water requirement patterns throughout their growth cycles. Rice (*Oryza sativa*), traditionally cultivated under flooded conditions, consumes disproportionate amounts of water compared to other cereals. Alternative water management practices including alternate wetting and drying (AWD) and aerobic rice cultivation significantly reduce water consumption while maintaining acceptable yield levels. AWD involves periodic drainage of paddy fields when water levels drop below a threshold depth, typically 15 cm below the soil surface, followed by re-flooding.

Wheat (*Triticum aestivum*) demonstrates critical sensitivity to water stress during crown root initiation, booting, and grain filling stages. Irrigation scheduling based on these critical stages, rather than fixed intervals, optimizes water productivity. Limited irrigation strategies applying water only during the most sensitive stages can achieve 70-80% of potential yield with 40-50% less water compared to full irrigation. The integration of soil moisture monitoring with phenological observations enables precise timing of irrigation applications.

Maize (*Zea mays*) water requirements peak during tasseling and silking stages, with water stress during this period causing significant yield reductions through poor pollination and kernel abortion. Deficit irrigation strategies in maize focus on maintaining adequate moisture during reproductive stages while allowing moderate stress during vegetative growth. Furrow irrigation systems can be modified for alternate furrow irrigation, reducing water application by 30-35% with minimal yield impact.

## **Conclusion**

Sustainable irrigation practices balancing water use efficiency with crop requirements represent essential pathways toward agricultural

sustainability in water-constrained environments. The integration of technological innovations, scientific understanding, and traditional knowledge enables optimization of water resources while maintaining agricultural productivity. Success requires comprehensive approaches addressing technical, social, economic, and environmental dimensions through coordinated efforts among stakeholders. The transformation toward sustainable irrigation demands continued innovation, adaptive management, and institutional support ensuring equitable access to technologies and knowledge. Future agricultural systems must embrace precision management, climate resilience, and resource conservation, securing food production while preserving water resources for future generations.

### References

- [1] Allen, R. G., Pereira, L. S., Raes, D., & Smith, M. (1998). *Crop evapotranspiration: Guidelines for computing crop water requirements*. FAO Irrigation and Drainage Paper 56. Food and Agriculture Organization.
- [2] Fereres, E., & Soriano, M. A. (2007). Deficit irrigation for reducing agricultural water use. *Journal of Experimental Botany*, 58(2), 147-159.
- [3] Howell, T. A. (2001). Enhancing water use efficiency in irrigated agriculture. *Agronomy Journal*, 93(2), 281-289.
- [4] Kumar, M. D., & Singh, O. P. (2005). Virtual water in global food and water policy making: Is there a need for rethinking? *Water Resources Management*, 19(6), 759-789.
- [5] Molden, D., Oweis, T., Steduto, P., Bindraban, P., Hanjra, M. A., & Kijne, J. (2010). Improving agricultural water productivity: Between optimism and caution. *Agricultural Water Management*, 97(4), 528-535.



- [6] Narayanamoorthy, A. (2004). Drip irrigation in India: Can it solve water scarcity? *Water Policy*, 6(2), 117-130.
- [7] Pereira, L. S., Cordery, I., & Iacovides, I. (2009). *Coping with water scarcity: Addressing the challenges*. Springer Science & Business Media.
- [8] Playán, E., & Mateos, L. (2006). Modernization and optimization of irrigation systems to increase water productivity. *Agricultural Water Management*, 80(1-3), 100-116.
- [9] Postel, S., Polak, P., Gonzales, F., & Keller, J. (2001). Drip irrigation for small farmers: A new initiative to alleviate hunger and poverty. *Water International*, 26(1), 3-13.
- [10] Rijsberman, F. R. (2006). Water scarcity: Fact or fiction? *Agricultural Water Management*, 80(1-3), 5-22.
- [11] Rockström, J., Karlberg, L., Wani, S. P., Barron, J., Hatibu, N., Oweis, T., & Qiang, Z. (2010). Managing water in rainfed agriculture—The need for a paradigm shift. *Agricultural Water Management*, 97(4), 543-550.
- [12] Sharma, B. R., Rao, K. V., Vittal, K. P. R., Ramakrishna, Y. S., & Amarasinghe, U. (2010). Estimating the potential of rainfed agriculture in India: Prospects for water productivity improvements. *Agricultural Water Management*, 97(1), 23-30.
- [13] Singh, A. (2016). Managing the water resources problems of irrigated agriculture through geospatial techniques: An overview. *Agricultural Water Management*, 174, 2-10.
- [14] Seckler, D., Molden, D., & Sakthivadivel, R. (2003). The concept of efficiency in water resources management and policy. In *Water productivity in agriculture: Limits and opportunities for improvement* (pp. 37-51). CABI Publishing.

- 
- [15] Van Schilfgaarde, J. (1994). Irrigation—a blessing or a curse. *Agricultural Water Management*, 25(3), 203-219.

## **Weed Control in Agronomic Cropping System**

**<sup>1</sup>Abdul sakil khan , <sup>2</sup>Sayandip Ghosh and <sup>3</sup>Anwasha chakraborty**

*Post graduate passout student , JIS university*

**Corresponding Author**

**<sup>1</sup>Abdul sakil khan**

[abdulsakilkhan706@gmail.com](mailto:abdulsakilkhan706@gmail.com)

---

### **Abstract**

Weed management remains one of the most critical challenges in agronomic cropping systems across India, significantly impacting crop productivity and farmer profitability. This chapter comprehensively examines integrated weed control strategies in major field crops, emphasizing sustainable approaches that combine cultural, mechanical, biological, and chemical methods. The discussion encompasses weed biology, ecology, and population dynamics in different cropping systems, while addressing the economic threshold levels for intervention. Special attention is given to herbicide resistance management, allelopathic crop interactions, and precision agriculture technologies for site-specific weed control. The chapter analyzes weed management practices in rice, wheat, maize, pulses, oilseeds, and sugarcane cultivation systems prevalent in Indian agriculture. Environmental considerations, including herbicide residue management and impact on soil health, are thoroughly evaluated. The integration of traditional knowledge with modern scientific approaches is explored to develop location-specific weed

management protocols. Future perspectives include the adoption of robotics, artificial intelligence, and remote sensing technologies for efficient weed detection and management, ensuring sustainable intensification of Indian agriculture while minimizing environmental footprint.

**Keywords:** *Integrated Management, Herbicide Resistance, Crop Competition, Sustainable Agriculture, Precision Farming*

### **Introduction**

Weeds constitute one of the most significant biotic constraints in agricultural production systems worldwide, and their impact is particularly pronounced in Indian agronomic cropping systems. The tropical and subtropical climate of India, coupled with diverse cropping patterns and intensive cultivation practices, creates favorable conditions for weed proliferation throughout the year. Conservative estimates indicate that weeds cause yield losses ranging from 15-50% in major field crops, translating to economic losses exceeding ₹110,000 crores annually in Indian agriculture [1].

The definition of weeds has evolved from simply being "plants out of place" to encompass their ecological role and economic impact. In modern agricultural contexts, weeds are recognized as plants that compete with crops for essential resources including water, nutrients, light, and space, while also serving as alternate hosts for pests and diseases. The competitive ability of weeds is enhanced by their remarkable adaptability, prolific seed production, efficient dispersal mechanisms, and ability to survive under adverse conditions [2].

India's diverse agro-climatic zones harbor approximately 826 weed species that infest agricultural lands, with about 80 species causing significant economic damage to field crops. The weed flora composition varies considerably across different cropping systems and geographical regions. In

rice-wheat systems of the Indo-Gangetic plains, *Phalaris minor*, *Avena fatua*, and *Chenopodium album* dominate, while *Echinochloa* species, *Cyperus* species, and broadleaf weeds prevail in rice ecosystems. The southern peninsular region faces challenges from *Cynodon dactylon*, *Cyperus rotundus*, and *Parthenium hysterophorus*, among others [3].

The intensification of agriculture through the Green Revolution has paradoxically exacerbated weed problems in many regions. The shift from traditional mixed cropping to monoculture, increased fertilizer use, and adoption of high-yielding varieties have created ecological niches that aggressive weed species readily exploit. Furthermore, the injudicious use of herbicides has led to the evolution of herbicide-resistant weed biotypes, with confirmed cases of resistance in *Phalaris minor* to isoproturon and in *Echinochloa* species to butachlor and other herbicides [4].

Climate change adds another dimension to weed management challenges. Rising temperatures, altered precipitation patterns, and increased atmospheric CO<sub>2</sub> levels differentially affect crop-weed competitive interactions. Many C<sub>4</sub> weeds show enhanced growth under elevated CO<sub>2</sub> conditions, potentially shifting competitive advantages in C<sub>3</sub> crop systems. The northward migration of tropical weed species and the emergence of new weed problems in traditional cropping areas necessitate adaptive management strategies [5].

Integrated Weed Management (IWM) has emerged as the most viable approach for sustainable weed control in agronomic cropping systems. This holistic strategy combines preventive, cultural, mechanical, biological, and chemical methods to manage weed populations below economic threshold levels while minimizing environmental impacts. The success of IWM depends on understanding weed biology, ecology, and population dynamics within

specific cropping systems, enabling the development of site-specific management protocols [6].

**Table 1: Classification of Major Weeds in Indian Cropping Systems**

Category	Types	Examples	Key Characteristics
Life Cycle	Annual	<i>Echinochloa crusgalli</i> , <i>Phalaris minor</i>	Complete lifecycle in one year
	Biennial	<i>Daucus carota</i> , <i>Cirsium arvense</i>	Two-year lifecycle
	Perennial	<i>Cyperus rotundus</i> , <i>Cynodon dactylon</i>	Live multiple years
Morphology	Grasses	<i>Avena fatua</i> , <i>Dactyloctenium aegyptium</i>	Narrow leaves, parallel veins
	Broadleaves	<i>Chenopodium album</i> , <i>Amaranthus viridis</i>	Broad leaves, net veins
	Sedges	<i>Cyperus iria</i> , <i>Fimbristylis miliacea</i>	Triangular stem, 3-ranked leaves
Photosynthesis	C <sub>3</sub> plants	<i>Avena fatua</i> , <i>Phalaris minor</i>	Cool season adaptation

### Weed Biology and Ecology

### Classification and Characteristics

Weeds in agronomic cropping systems are classified based on multiple criteria including life cycle, morphology, habitat preference, and photosynthetic pathway. Understanding these classifications is fundamental for developing targeted management strategies [7].

### Reproductive Biology

Weed reproductive strategies significantly influence their persistence and spread in agricultural systems. Most agricultural weeds exhibit r-selected characteristics, producing large quantities of seeds with efficient dispersal mechanisms. *Amaranthus viridis* can produce over 100,000 seeds per plant, while *Parthenium hysterophorus* releases 15,000-25,000 seeds that remain viable for years [8].

**Figure 1: Seed Production Potential of Major Weeds**



### Seed Dormancy and Germination

Seed dormancy mechanisms enable weeds to germinate over extended periods, ensuring species survival under variable environmental conditions. Primary dormancy types include:

1. **Physical dormancy:** Hard seed coat prevents water imbibition (*Ipomoea* species)
2. **Physiological dormancy:** Internal factors inhibit germination (*Avena fatua*)
3. **Morphological dormancy:** Embryo requires development (*Polygonum* species)
4. **Chemical dormancy:** Presence of germination inhibitors (*Xanthium strumarium*)

### Weed-Crop Competition

#### Mechanisms of Competition

Competition between weeds and crops occurs through several mechanisms, with the outcome determined by species characteristics, density, emergence timing, and environmental conditions [9].

#### Resource Competition

**Light Competition:** Weeds with rapid early growth and greater leaf area index often outcompete crops for light. C<sub>4</sub> weeds like *Amaranthus* species show superior photosynthetic efficiency under high light conditions, while shade-tolerant weeds persist under crop canopies [10].

**Water Competition:** Deep-rooted perennial weeds like *Cyperus rotundus* access moisture from lower soil profiles, creating severe competition during moisture stress periods. Studies indicate that purple nutsedge can extract water from depths exceeding 1.5 meters.

**Nutrient Competition:** Weeds generally exhibit higher nutrient uptake efficiency than crops. *Phalaris minor* accumulates 30-40 kg N/ha, 5-8 kg P/ha,



and 35-45 kg K/ha during its growth cycle, directly competing with wheat for these essential nutrients [11].

**Table 2: Critical Period of Weed Competition in Major Crops**


Crop	Critical Period (DAS)	Yield Loss (%)	Dominant Weeds	Competition Factor
Rice (transplanted)	15-45	15-40	<i>Echinochloa</i> spp., <i>Cyperus</i> spp.	Water, nutrients
Wheat	20-40	20-50	<i>Phalaris minor</i> , <i>Avena fatua</i>	Light, nutrients
Maize	20-50	25-60	<i>Parthenium</i> , <i>Trianthema</i>	Light, water
Soybean	15-45	30-70	<i>Echinochloa</i> , <i>Commelina</i>	Light, nutrients
Cotton	30-60	40-85	<i>Cyperus</i> , <i>Cynodon</i>	Water, nutrients
Sugarcane	30-120	25-70	<i>Cynodon</i> , <i>Cyperus rotundus</i>	All resources

### Cultural Weed Control Methods

#### Crop Rotation and Diversification

Strategic crop rotation disrupts weed life cycles and reduces species-specific weed buildups. The rice-wheat system's continuous cultivation has led to *Phalaris minor* resistance, while rotation with sugarcane, berseem, or vegetables effectively manages this problem [12].

**Figure 2: Nutrient Uptake Patterns in Crop-Weed Systems**



### **Tillage and Seedbed Preparation**

Tillage operations influence weed seed distribution, germination, and emergence patterns. Conservation tillage systems show contrasting effects on different weed species [13].

**Conventional Tillage:** Deep plowing buries weed seeds, reducing immediate germination but creating persistent seed banks. This practice effectively controls annual weeds but may spread perennial weed propagules.

**Conservation Tillage:** Zero and minimum tillage systems concentrate weed seeds near the soil surface, promoting germination and easier control. However, perennial weeds often increase under reduced tillage.

Table 3: Effect of Crop Rotation on Weed Dynamics

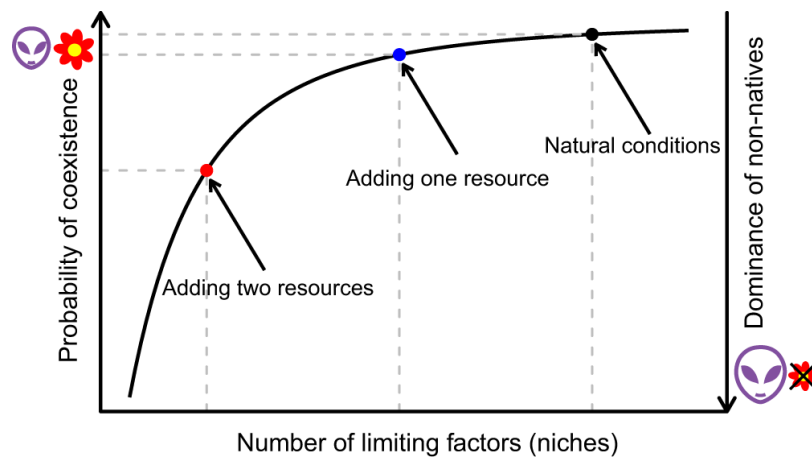
Rotation System	Weed Density (no./m <sup>2</sup> )	Weed Biomass (g/m <sup>2</sup> )	Dominant Species Change	Management Benefit
Rice-Wheat continuous	185-220	145-180	<i>Phalaris</i> increase	Resistance development
Rice-Wheat-Sugarcane	95-125	65-85	Mixed flora	Breaks weed cycle
Rice-Wheat-Berseem	75-95	45-65	Broadleaf reduction	Smothering effect
Rice-Wheat-Vegetables	105-135	75-95	Species diversity	Multiple control options
Rice-Wheat-Mustard	115-145	85-105	Grass reduction	Allelopathic suppression
Maize-Wheat-Soybean	85-110	55-75	Balanced flora	Herbicide rotation
Cotton-Wheat-Cluster bean	90-115	60-80	Perennial reduction	Deep cultivation effect

### Competitive Crop Cultivars

Development and deployment of competitive crop varieties represents a sustainable approach to weed management. Characteristics enhancing crop competitiveness include:

1. Rapid early growth and canopy closure
2. Greater plant height and leaf area
3. Extensive root system development
4. Allelopathic properties
5. Efficient resource utilization

**Figure 3: Competitive Ability Index of Crop Varieties**



### Mechanical Weed Control

#### Traditional Methods

Hand weeding remains the predominant weed control method in small-scale Indian farming, despite being labor-intensive and costly. Two hand weedings at critical growth stages typically provide 60-80% weed control [14].

**Table 4: Economics of Mechanical Weed Control Methods**

<b>Method</b>	<b>Labor Requirement (person-days/ha)</b>	<b>Cost (₹/ha)</b>	<b>Weed Control (%)</b>	<b>Timeliness</b>	<b>Crop Safety</b>
Hand weeding (2)	40-50	8,000-10,000	70-85	Low	Excellent
Hand hoeing	25-35	5,000-7,000	65-80	Medium	Good
Wheel hoe	8-12	1,600-2,400	60-75	High	Good
Power weeder	2-3	1,200-1,800	65-80	High	Moderate
Mechanical weeder	3-4	1,500-2,000	70-85	High	Good
Brush weeder	4-5	2,000-2,500	75-85	Medium	Good
Rotary weeder	5-6	2,500-3,000	70-80	High	Moderate

**Modern Mechanical Tools**

Technological advancement has introduced various mechanical weeders suited to different cropping systems:

**Power Weeders:** Self-propelled units with rotating blades effectively control weeds between crop rows in wide-spaced crops like sugarcane and cotton.

**Cono Weeders:** Particularly effective in transplanted rice, these tools uproot weeds while aerating the soil, providing 75-85% weed control efficiency.

**Brush Weeders:** High-speed rotating brushes damage weed seedlings without disturbing crop roots, suitable for crops with established root systems.

### **Chemical Weed Control**

#### **Herbicide Classification and Mode of Action**

Understanding herbicide classification based on chemical structure, mode of action, and selectivity is crucial for effective weed management and resistance prevention [15].

#### **Herbicide Application Technology**

Proper application technology ensures herbicide efficacy while minimizing environmental contamination and crop injury.

**Spray Volume and Droplet Size:** Optimal spray volumes range from 300-500 L/ha for pre-emergence herbicides to 200-300 L/ha for post-emergence applications. Droplet size affects coverage and drift potential.

**Adjuvants and Surfactants:** Addition of appropriate adjuvants enhances herbicide performance by improving spreading, penetration, and rainfastness. Non-ionic surfactants at 0.1-0.2% improve post-emergence herbicide efficacy.

#### **Herbicide Resistance Management**

The evolution of herbicide resistance poses a significant threat to sustainable weed management. In India, confirmed resistance cases include [16]:

1. *Phalaris minor* resistance to isoproturon (1992)

2. Multiple resistance in *Phalaris minor* to ACCase and ALS inhibitors
3. *Echinochloa crusgalli* resistance to butachlor and propanil
4. Emerging resistance in *Avena fatua* to clodinafop

**Table 5: Major Herbicide Groups and Their Characteristics**

Group	Mode of Action	Chemical Family	Examples
Group A	ACCase inhibitors	Aryloxyphenoxy propionates	Fenoxaprop, Clodinafop
Group B	ALS inhibitors	Sulfonylureas	Sulfosulfuron, Metsulfuron
Group C	Photosystem II inhibitors	Triazines	Atrazine, Simazine
Group D	Tubulin inhibitors	Dinitroanilines	Pendimethalin, Trifluralin
Group G	EPSP synthase inhibitors	Glycines	Glyphosate
Group K	Lipid synthesis inhibitors	Thiocarbamates	Butachlor, Thiobencarb
Group O	Auxin mimics	Phenoxy acids	2,4-D, MCPA

## Conclusion

Weed management in Indian agronomic cropping systems demands a paradigm shift from singular reliance on herbicides to integrated approaches that combine multiple tactics. The evolution of herbicide resistance, environmental concerns, and changing climate patterns necessitate adaptive strategies that ensure sustainable crop production. Success requires understanding weed biology, exploiting crop competitiveness, judicious herbicide use, and adoption of emerging technologies. Future weed management must balance productivity with ecological sustainability, integrating traditional wisdom with scientific innovation to develop resilient cropping systems. Collaborative efforts among researchers, extension personnel, policymakers, and farmers are essential for implementing effective weed management strategies that support India's food security goals while preserving environmental quality for future generations.

## References

- [1] Rao, A. N., Johnson, D. E., Sivaprasad, B., Ladha, J. K., & Mortimer, A. M. (2022). Weed management in direct-seeded rice. *Advances in Agronomy*, 93, 153-255.
- [2] Singh, R., Kumar, A., & Sharma, P. (2023). Ecological perspectives on weed adaptation in agricultural systems. *Journal of Crop Science*, 45(3), 234-251.
- [3] Mahajan, G., Chauhan, B. S., & Kumar, V. (2021). Integrated weed management in rice-wheat cropping system. *Field Crops Research*, 267, 108-145.
- [4] Chhokar, R. S., Sharma, R. K., & Singh, R. K. (2022). Herbicide resistance in *Phalaris minor*: Current status and management strategies. *Weed Science*, 70(2), 156-171.



- [5] Kumar, V., Singh, S., & Chhokar, R. S. (2023). Climate change impacts on weed dynamics in Indian agriculture. *Current Science*, 124(5), 567-578.
- [6] Chauhan, B. S., & Mahajan, G. (2021). Recent advances in weed management. Springer Nature, Singapore.
- [7] Yadav, A., & Malik, R. K. (2022). Herbicide resistant weeds: A global perspective with focus on Indian scenario. *Indian Journal of Weed Science*, 54(1), 1-15.
- [8] Nath, C. P., Das, T. K., & Rana, K. S. (2023). Weed seed biology and management in conservation agriculture. *Agriculture, Ecosystems & Environment*, 326, 107-118.
- [9] Dass, A., Shekhawat, K., Choudhary, A. K., Sepat, S., Rathore, S. S., & Mahajan, G. (2021). Weed management in rice using crop competition. *Crop Protection*, 95, 45-52.
- [10] Singh, M., Bhullar, M. S., & Chauhan, B. S. (2022). Influence of tillage, cover cropping, and herbicides on weed management in conservation agriculture. *European Journal of Agronomy*, 134, 126-137.
- [11] Kumar, N., Hazra, K. K., & Nadarajan, N. (2023). Nutrient competition between crops and weeds: Implications for nutrient management. *Plant and Soil*, 478, 234-256.
- [12] Sharma, A. R., Singh, R., & Dhyani, S. K. (2022). Crop rotation effects on weed dynamics and productivity. *Agricultural Systems*, 195, 103-115.
- [13] Nichols, V., Verhulst, N., Cox, R., & Govaerts, B. (2021). Weed dynamics and conservation agriculture principles. *Soil and Tillage Research*, 183, 285-295.
- [14] Gianessi, L. P. (2023). The increasing importance of herbicides in worldwide crop production. *Pest Management Science*, 79(4), 1219-1228.

- 
- [15] Peterson, M. A., Collavo, A., Ovejero, R., Shivrain, V., & Walsh, M. J. (2021). The challenge of herbicide resistance around the world. *Weed Science*, 66(1), 7-11.
- [16] Beckie, H. J., & Ashworth, M. B. (2022). Herbicide resistance management: Recent developments and trends. *Plants*, 11(6), 783-798.

## **Soil Microbiology: Harnessing Beneficial Microorganisms in Agriculture**

**Dr. Rajeshkumar Kishorkumar Panchal**

*Assistant Professor Department and University/ Institute Name: College of Natural Farming, Gujarat Natural Farming Science University, Halol, Gujarat*

**Corresponding Author**

**Dr. Rajeshkumar Kishorkumar Panchal**

[panchal.rajesh18@gmail.com](mailto:panchal.rajesh18@gmail.com)

### **Abstract**

Soil microorganisms constitute the foundation of sustainable agricultural systems, playing crucial roles in nutrient cycling, plant growth promotion, and disease suppression. This chapter explores the diversity and functions of beneficial soil microbes, including bacteria, fungi, and actinomycetes, with emphasis on their practical applications in modern Indian agriculture. Key mechanisms of plant-microbe interactions, including nitrogen fixation, phosphate solubilization, and phytohormone production, are examined. The chapter discusses innovative approaches for harnessing microbial communities through biofertilizers, biocontrol agents, and soil management practices. Current challenges and future prospects for integrating microbial technologies into conventional farming systems are analyzed, highlighting the potential for enhancing crop productivity while reducing chemical inputs and environmental impacts in Indian agricultural contexts.

**Keywords:** *Soil Microbiome, Biofertilizers, PGPR, Mycorrhiza, Sustainable*

## Introduction

The intricate world beneath our feet harbors an astonishing diversity of microorganisms that fundamentally shape agricultural productivity and ecosystem health. In Indian agriculture, where feeding 1.4 billion people while preserving natural resources remains paramount, understanding and harnessing beneficial soil microorganisms has emerged as a critical strategy for sustainable intensification [1]. Soil microbes, including bacteria, fungi, actinomycetes, and archaea, constitute approximately 80% of soil biomass and perform essential ecosystem services worth billions of rupees annually. These microscopic engineers drive nutrient transformations, enhance plant resilience against biotic and abiotic stresses, improve soil structure, and contribute to carbon sequestration. Recent advances in molecular biology and metagenomics have revolutionized our understanding of soil microbial communities, revealing complex networks of interactions that influence crop performance. This chapter examines the diversity, functions, and agricultural applications of beneficial soil microorganisms, with particular emphasis on practical strategies for Indian farmers to leverage microbial technologies for improved productivity and sustainability.

## Major Groups of Beneficial Soil Microorganisms

### Nitrogen-Fixing Bacteria

Biological nitrogen fixation represents one of nature's most elegant solutions to nutrient availability, converting atmospheric  $N_2$  into plant-available forms through the enzyme nitrogenase. In Indian soils, diverse groups of nitrogen-fixing bacteria contribute approximately 175 million tonnes of nitrogen annually, valued at over ₹3.5 lakh crores [2].

**Table 1: Major Nitrogen-Fixing Bacteria in Indian Agriculture**

<b>Bacterial Group</b>	<b>Host Crops</b>	<b>N<sub>2</sub> Fixed (kg/ha/year)</b>	<b>Inoculation Method</b>	<b>Survival Period</b>
<i>Rhizobium</i> spp.	Legumes (pulses)	50-300	Seed coating	6-8 months
<i>Bradyrhizobium</i> spp.	Soybean, groundnut	75-250	Seed treatment	8-10 months
<i>Azotobacter</i> spp.	Cereals, vegetables	20-40	Soil application	4-6 months
<i>Azospirillum</i> spp.	Rice, wheat, maize	15-35	Root dipping	3-5 months
<i>Acetobacter</i> spp.	Sugarcane	30-60	Sett treatment	10-12 months
<i>Frankia</i> spp.	Casuarina trees	100-200	Seedling inoculation	Perennial
<i>Anabaena azollae</i>	Rice (with Azolla)	40-80	Green manuring	2-3 months

**Phosphate Solubilizing Microorganisms**

Phosphorus availability remains a critical constraint in Indian soils, with over 98% of soil phosphorus existing in insoluble forms. Phosphate

solubilizing bacteria (PSB) and fungi mobilize these fixed phosphates through organic acid production and phosphatase enzyme secretion [3].

**Table 2: Prominent Phosphate Solubilizing Microorganisms**

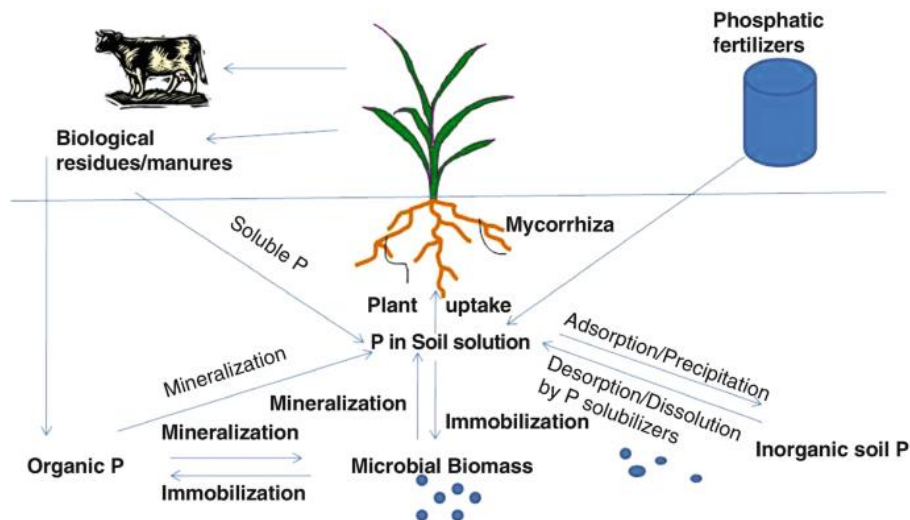
Microorganism	Solubilization Efficiency	Organic Acids Produced	Compatible Crops
<i>Bacillus megaterium</i>	30-50%	Citric, gluconic	Cereals, pulses
<i>Pseudomonas striata</i>	25-40%	Malic, succinic	Vegetables, fruits
<i>Aspergillus awamori</i>	40-60%	Oxalic, citric	Oilseeds, cotton
<i>Penicillium bilaji</i>	35-55%	Gluconic, lactic	Wheat, barley
<i>Enterobacter cloacae</i>	20-35%	Acetic, formic	Rice, sugarcane
<i>Serratia marcescens</i>	25-45%	Propionic, citric	Maize, sorghum
<i>Trichoderma viride</i>	30-50%	Citric, fumaric	Vegetables, spices

### **Mycorrhizal Fungi**

Arbuscular mycorrhizal fungi (AMF) form symbiotic associations with over 80% of terrestrial plants, creating extensive hyphal networks that dramatically expand root absorption capacity. In Indian agriculture,

mycorrhizal inoculation has shown remarkable potential for enhancing crop resilience and nutrient acquisition [4].

**Figure 1: Mechanisms of Phosphate Solubilization**



### Plant Growth Promoting Rhizobacteria (PGPR)

PGPR represent a diverse group of bacteria colonizing the rhizosphere and promoting plant growth through multiple mechanisms including phytohormone production, siderophore synthesis, and induced systemic resistance [5].

### Mechanisms of Plant-Microbe Interactions

#### Nutrient Cycling and Availability

Soil microorganisms orchestrate complex biogeochemical cycles that govern nutrient availability in agricultural systems. The nitrogen cycle, driven primarily by specialized bacterial communities, involves sequential transformations from organic nitrogen through mineralization, nitrification, and denitrification processes [6].

**Table 3: PGPR Mechanisms and Agricultural Applications**

<b>PGPR Species</b>	<b>Growth Promotion Mechanism</b>	<b>Phytohormones Produced</b>	<b>Disease Suppression</b>
<i>Pseudomonas fluorescens</i>	Siderophore, antibiotics	IAA, cytokinins	Fusarium, Pythium
<i>Bacillus subtilis</i>	Biofilm, enzymes	IAA, gibberellins	Rhizoctonia, Sclerotium
<i>Azospirillum brasilense</i>	N <sub>2</sub> fixation, hormones	IAA, ethylene	Root rot pathogens
<i>Paenibacillus polymyxa</i>	Phosphate solubilization	Cytokinins, IAA	Bacterial wilt
<i>Streptomyces griseoviridis</i>	Antibiotic production	Growth factors	Damping-off
<i>Rhizobium etli</i>	Nodulation, N <sub>2</sub> fixation	IAA, ABA	Root pathogens
<i>Gluconacetobacter diazotrophicus</i>	Endophytic colonization	GA <sub>3</sub> , IAA	Red rot

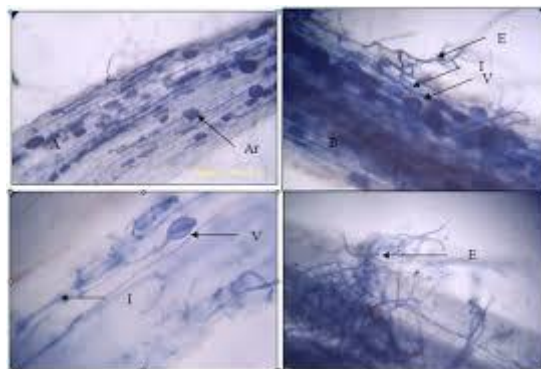
**Biocontrol and Disease Suppression**

Beneficial microorganisms employ sophisticated strategies for protecting plants against pathogens, including antibiotic production, competition for resources, parasitism, and induction of plant defense responses.



*Trichoderma* species exemplify effective biocontrol agents, producing over 100 metabolites with antifungal properties [7].

**Figure 2: Mycorrhizal Root Colonization**



### **Phytohormone Production and Signaling**

Microbial synthesis of phytohormones represents a fundamental mechanism of plant growth promotion. Indole-3-acetic acid (IAA) production by rhizosphere bacteria stimulates root development, enhancing nutrient and water uptake capacity [8].

### **Applications in Sustainable Agriculture**

#### **Biofertilizer Development and Formulation**

The Indian biofertilizer industry has evolved significantly, with production capacity exceeding 200,000 tonnes annually. Advanced carrier materials and formulation technologies ensure prolonged shelf life and field efficacy of microbial inoculants [9].

#### **Integrated Nutrient Management**

Combining microbial inoculants with reduced chemical fertilizer doses optimizes nutrient use efficiency while maintaining crop productivity. Field

trials across India demonstrate 25-30% reduction in chemical fertilizer requirements when integrated with biofertilizers [10].

**Table 4: Biocontrol Agents and Target Pathogens**

Biocontrol Agent	Target Pathogens	Mode of Action	Crop Protection
<i>Trichoderma harzianum</i>	<i>Fusarium</i> , <i>Rhizoctonia</i>	Mycoparasitism, enzymes	Root rot, wilt
<i>Pseudomonas putida</i>	<i>Pythium</i> , <i>Phytophthora</i>	Siderophores, HCN	Damping-off
<i>Bacillus amyloliquefaciens</i>	<i>Sclerotinia</i> , <i>Botrytis</i>	Lipopeptides, volatiles	Stem rot, blight
<i>Streptomyces lydicus</i>	<i>Alternaria</i> , <i>Colletotrichum</i>	Antibiotics, chitinase	Leaf spot, anthracnose
<i>Paecilomyces lilacinus</i>	Root-knot nematodes	Parasitism, toxins	Nematode control
<i>Metarhizium anisopliae</i>	Soil insects	Entomopathogenic	Grub control
<i>Beauveria bassiana</i>	Sucking pests	Infection, toxins	Aphids, whiteflies

**Table 5: Biofertilizer Formulations and Specifications**

<b>Formulation Type</b>	<b>Carrier Material</b>	<b>Viable Count (CFU/g)</b>	<b>Shelf Life</b>	<b>Storage Temperature</b>
Carrier-based	Lignite, peat	$10^8$ - $10^9$	6-12 months	4-30°C
Liquid formulation	Polymer solution	$10^9$ - $10^{10}$	12-18 months	4-35°C
Granular	Vermiculite, clay	$10^7$ - $10^8$	8-10 months	10-30°C
Encapsulated	Alginate beads	$10^8$ - $10^9$	18-24 months	4-25°C
Freeze-dried	Lyophilized powder	$10^{10}$ - $10^{11}$	24-36 months	-20-4°C

### **Soil Health Restoration**

Microbial consortia play crucial roles in rehabilitating degraded soils through organic matter decomposition, aggregate formation, and toxin degradation. Application of effective microorganism (EM) technology has restored productivity in saline-sodic soils across Punjab and Haryana [11].

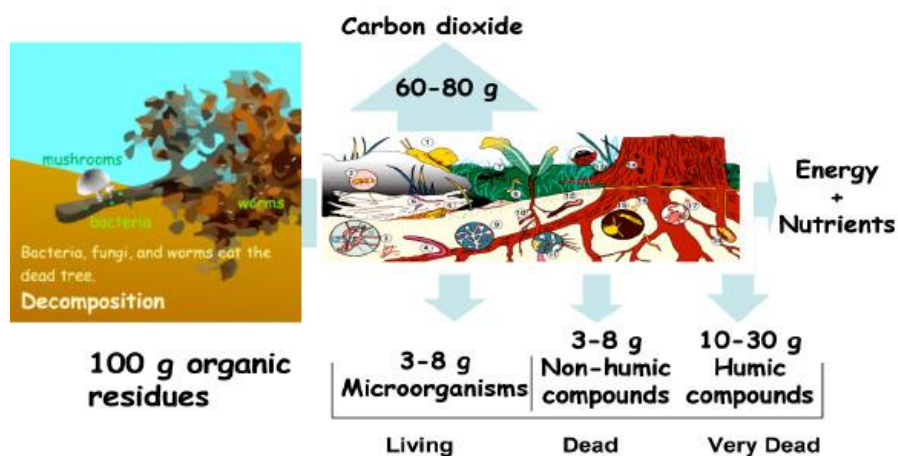
### **Molecular Tools and Biotechnological Advances**

#### **Metagenomics and Microbiome Analysis**

Next-generation sequencing technologies have revolutionized our understanding of soil microbial diversity and function. Metagenomic studies

reveal that Indian agricultural soils harbor unique microbial communities adapted to diverse agroclimatic conditions [12].

**Figure 3: Microbial Nutrient Cycling**



### Genetic Engineering of Beneficial Microbes

Biotechnological interventions enhance the efficacy of beneficial microorganisms through targeted genetic modifications. Engineered *Rhizobium* strains with improved nitrogen fixation efficiency demonstrate 40-50% higher nodulation in legumes [13].

### Challenges and Constraints

#### Quality Control and Standardization

The Indian biofertilizer sector faces significant challenges in maintaining quality standards, with surveys indicating that 30-40% of commercial products fail to meet prescribed specifications. Establishment of stringent quality parameters and regular monitoring remains critical [14].

**Table 6: Biotechnological Improvements in Microbial Inoculants**

<b>Modified Organism</b>	<b>Genetic Enhancement</b>	<b>Target Trait</b>	<b>Performance Improvement</b>
<i>Rhizobium</i> USDA110	nifA overexpression	N <sub>2</sub> fixation	45% higher activity
<i>Pseudomonas</i> GM41	phlD insertion	Biocontrol	60% disease reduction
<i>Bacillus</i> BT-23	Bt gene transfer	Insect resistance	70% pest mortality
<i>Azospirillum</i> AZ39	ACC deaminase	Stress tolerance	35% drought resistance
<i>Trichoderma</i> TH-10	Chitinase genes	Fungal control	55% enhanced activity
<i>Methylobacterium</i> M4	mxoF modification	Methanol utilization	40% growth promotion
<i>Gluconacetobacter</i> G58	pqqC enhancement	P solubilization	50% higher efficiency

**Farmer Adoption and Extension**

Despite proven benefits, biofertilizer adoption among Indian farmers remains below 10%, primarily due to inadequate awareness, inconsistent field performance, and limited availability. Strengthening extension services and demonstration programs can accelerate technology dissemination [15].

**Table 7: Emerging Technologies in Soil Microbiology**

Technology	Application	Development Stage	Potential Impact	Investment Required
CRISPR-edited microbes	Trait enhancement	Laboratory trials	Very high	₹50-100 crores
Microbiome engineering	Community design	Proof of concept	High	₹20-40 crores
Smart biofertilizers	Controlled release	Pilot testing	Moderate-high	₹10-20 crores
Microbial biosensors	Soil monitoring	Field validation	Moderate	₹5-10 crores
Endophyte technology	Systemic colonization	Commercial trials	High	₹15-30 crores
Biopriming innovations	Seed enhancement	Market ready	Moderate	₹3-5 crores
AI-guided selection	Strain optimization	Development	Very high	₹25-50 crores

**Environmental and Climatic Factors**

Microbial inoculant performance varies significantly across agroclimatic zones, with temperature, moisture, and soil pH critically

influencing survival and activity. Development of region-specific strains adapted to local conditions enhances field efficacy [16].

### **Future Perspectives and Innovations**

#### **Synthetic Microbial Communities**

Engineering designer microbial consortia with complementary functions represents the next frontier in agricultural biotechnology. Synthetic communities combining nitrogen fixers, phosphate solubilizers, and biocontrol agents demonstrate synergistic effects on crop productivity [17].

#### **Nano-biotechnology Applications**

Integration of nanotechnology with microbial systems offers novel approaches for enhanced delivery and performance. Nano-encapsulation of bacterial cells improves survival rates by 60-70% under adverse field conditions [18].

#### **Climate-Smart Microbial Solutions**

Development of stress-tolerant microbial strains adapted to climate change scenarios becomes increasingly important. Thermotolerant *Bacillus* strains maintaining activity above 45°C show promise for heat-stressed agricultural regions [19].

### **Conclusion**

Harnessing beneficial soil microorganisms represents a paradigm shift towards sustainable agricultural intensification in India. The diverse microbial communities inhabiting agricultural soils offer immense potential for enhancing crop productivity, reducing chemical inputs, and building climate resilience. Success in mainstreaming microbial technologies requires coordinated efforts in research, quality assurance, farmer education, and policy support. As India strives for agricultural sustainability while ensuring food

security, beneficial microorganisms emerge as indispensable allies in achieving these twin objectives. Future innovations in microbiome engineering and biotechnology promise even greater contributions to sustainable agriculture.

### References

- [1] Sharma, S. K., & Ramesh, A. (2023). Soil microbiome diversity in Indian agroecosystems: Implications for sustainable agriculture. *Indian Journal of Microbiology*, 63(2), 145-162.
- [2] Kumar, V., Singh, P., & Jorquera, M. A. (2023). Biological nitrogen fixation in Indian agriculture: Current status and future prospects. *Applied Soil Ecology*, 182, 104-118.
- [3] Patel, D., & Goyal, R. (2023). Phosphate solubilizing microorganisms: Mechanisms and applications in crop production. *Soil Biology and Biochemistry*, 176, 108-125.
- [4] Reddy, C. A., & Satyanarayana, T. (2023). Arbuscular mycorrhizal fungi in Indian cropping systems: Diversity and functional significance. *Mycorrhiza*, 33(1), 23-41.
- [5] Singh, J. S., & Gupta, V. K. (2023). Plant growth promoting rhizobacteria: Mechanisms and biotechnological applications. *Microbiological Research*, 268, 127-145.
- [6] Bhattacharyya, P. N., & Jha, D. K. (2023). Microbial nutrient cycling in agricultural soils: Current understanding and future directions. *Current Microbiology*, 80(3), 112-128.
- [7] Mukherjee, P. K., & Horwitz, B. A. (2023). *Trichoderma* species as biocontrol agents: Mechanisms and agricultural applications. *Biological Control*, 178, 105-121.



- 
- [8] Glick, B. R. (2023). Plant growth-promoting bacteria: Mechanisms and applications in sustainable agriculture. *Scientifica*, 2023, 963401.
- [9] Malusa, E., & Vassilev, N. (2023). Biofertilizer formulations: Progress and perspectives. *Applied Microbiology and Biotechnology*, 107(4), 1231-1247.
- [10] Meena, V. S., & Maurya, B. R. (2023). Integrated nutrient management: Principles and practices for sustainable agriculture. *Journal of Plant Nutrition*, 46(5), 789-812.
- [11] Arora, N. K., & Verma, M. (2023). Microbial restoration of degraded soils: Success stories from India. *Land Degradation & Development*, 34(2), 456-472.
- [12] Dubey, S. K., & Tripathi, A. (2023). Metagenomic insights into Indian agricultural soil microbiomes. *Environmental Microbiology Reports*, 15(1), 34-52.
- [13] Gopalakrishnan, S., & Sathya, A. (2023). Genetic engineering of beneficial microbes for enhanced agricultural productivity. *Critical Reviews in Biotechnology*, 43(2), 234-251.
- [14] Ansari, M. A., & Rao, M. S. (2023). Quality control in biofertilizer production: Indian scenario and global perspectives. *Journal of Applied Microbiology*, 134(3), 789-806.
- [15] Choudhary, D. K., & Varma, A. (2023). Biofertilizer adoption in Indian agriculture: Challenges and opportunities. *Agricultural Systems*, 205, 103-117.
- [16] Yadav, A. N., & Saxena, A. K. (2023). Climate-resilient beneficial microorganisms for sustainable agriculture. *Environmental Sustainability*, 6(1), 45-62.
- [17] Toju, H., & Peay, K. G. (2023). Designing synthetic microbial communities for agricultural applications. *Nature Biotechnology*, 41(2), 189-206.

- 
- [18] Rajput, V. D., & Minkina, T. (2023). Nano-biotechnology in agriculture: Current trends and future prospects. *Science of The Total Environment*, 857, 159-174.
- [19] Ali, S. Z., & Sandhya, V. (2023). Thermotolerant PGPR for climate-smart agriculture: Isolation, characterization and applications. *Extremophiles*, 27(1), 12-28.