

About the Editors



Dr. Amit Kumar Painkra is currently working as an Assistant Professor at College of Agriculture and Research Station (CARS), Pratappur. He completed his B.Sc. (Ag.) from Indira Gandhi Krishi Vishwavidyalaya (IGKV), Raipur (C.G). Thereafter, he obtained his M.Sc. (Ag.) in Agricultural Economics from Sam Higginbottom University of Agriculture Technology and Sciences (SHUATS), Allahabad (U.P.) and earned his Ph.D. in Agricultural Economics from IGKV, Raipur (C.G).

During his academic journey, he received several scholarships and fellowships in recognition of his academic excellence. He has extensive teaching experience in various courses of Agricultural Economics. He has authored numerous research papers and popular articles. He has also established strong linkages with regional farmers by providing guidance on the production and marketing of groundnut during his research work. He was awarded the *Best Scientist Associate Award (2019)* at an international conference in recognition of his research contributions.



Dr. Akash Tiwari has completed his B.Sc.(Agriculture) degree from Chhattisgarh Agriculture College Bhilai, Chhattisgarh in 2017 and completed his M.Sc. Agriculture (Agricultural Economics) from IGKV, Raipur Chhattisgarh in 2020. He has completed his Ph.D. in Agricultural Economics from IGKV Raipur Chhattisgarh in 2025.

Recently he has working as Guest Teacher (Agricultural economics) in DKSCARS, Bhatapara (Chhattisgarh)

Publication: research paper - 6 book chapters – 4



Mr. Chandra Kumar is currently pursuing his Ph.D. (Ag.) in Agribusiness Management at the College of Agriculture, Indira Gandhi Krishi Vishwavidyalaya (IGKV), Raipur, Chhattisgarh. He qualified the prestigious ICAR-ASRB NET (Agribusiness Management) in his first attempt, reflecting his strong academic foundation and subject expertise. He completed his post-graduation in Agribusiness Management from IGKV, Raipur, with an appreciable academic record. He has published three research articles in reputed peer-reviewed journals and has actively participated in three national conferences and three national workshops, demonstrating his engagement with academic and professional development activities.



Kiran Kotyal, completed his B.Sc. (Hons.) in Home Science from the University of Agricultural Sciences, Dharwad and an MBA in Agribusiness Management from the Institute of Agri-Business Management, University of Agricultural Sciences, Bangalore. He is currently pursuing a Ph.D. in Agribusiness Management at the Institute of Agri-Business Management, University of Agricultural Sciences, Bangalore. Mr. Kiran has four years of research experience, specializing in Agribusiness Management, Economics and Supply Chain Management. He has contributed to numerous publications, including research paper, research articles, popular articles, conference papers, books and book chapters. He has received several awards for his presentations and research contribution at various conferences.



Midhun V. M. holds a B.Sc. (Hons.) in Agricultural Marketing and Cooperation from the University of Agricultural Sciences, Dharwad, and an MBA in Agribusiness Management from Tamil Nadu Agricultural University, Coimbatore. He is currently pursuing a Ph.D. in Agribusiness Management at the Institute of Agri-Business Management, University of Agricultural Sciences, Bengaluru. He qualified the UGC-NET (Management) in 2023. He has extensive research experience in the fields of Agribusiness Management and Agricultural Economics, with significant contributions to the academic community through the publication of research articles in reputed journals, peer reviewing of scholarly manuscripts, and presenting papers at various seminars and conferences.

Address

Dvs Scientific Publication.
TRANSPORT NAGAR, MATHURA,
UTTAR PRADESH, PIN- 281004.
INDIA.
Mobile No. +91-9026375938

SCAN ME



Advanced Agricultural Economics



ADVANCED AGRICULTURAL ECONOMICS

EDITORS :

AMIT KUMAR PAINKRA,
AKASH TIWARI,
CHANDRA KUMAR,
KIRAN KOTYAL
MIDHUN V M



Advanced Agricultural Economics

Editors


Dr. Amit Kumar Painkra

Dr. Akash Tiwari

Chandra kumar

Kiran Kotyal

Midhun V M



DvS Scientific Publication

DvS Scientific Publication



Head Office:- Murali Kunj Colony, Near Chandra Greens, Society, Transport Nagar, Mathura, Uttar Pradesh, Pin-281004, India.

MobileNo.:-9026375938

Email: bsglobalpublicationhouse@gmail.com

Web: <https://ndglobalpublication.com/>



Price:- 1001/-

© Editors 2026

All the chapters given in the book will be copyrighted under editors. No Part of this publication may be re produced, copied or stored in any manager retrieval system, distributed or transmitted in any form or any means including photocopy recording or other electronic method. Without the written permission of editors and publisher.

No Part of this work covered by the copyright hereon may be reproduced or used in any form or by any means- graphics, electronic or mechanical including but not limited to photocopying, recording, taping, web distribution, information, networks or information storage and retrieval system - without the written permission of the publisher.

- Only Mathura shall be the jurisdiction for any legal dispute.

Disclaimer: *The authors are solemnly responsible for the book chapters compiled in this volume. The editors and publisher shall not be responsible for same in any manner for violation of any copyright act and so. Errors if any are purely unintentional and readers are requested to communicate the error to the editors or publishers to avoid discrepancies in future editions.*

PREFACE

Agricultural economics is a dynamic and evolving field that lies at the critical intersection of agriculture, economics, policy, and society. As the global population continues to grow and the challenges facing our food systems become increasingly complex, the insights and tools provided by agricultural economics have never been more important. This book, "Advanced Agricultural Economics," aims to equip students, researchers, and practitioners with the cutting-edge knowledge and skills needed to tackle the most pressing issues in this domain.

The field of agricultural economics has a rich history dating back to the early 20th century, when pioneers like Henry Charles Taylor began applying economic principles to the study of agriculture. Since then, the discipline has grown to encompass a wide range of topics, from farm management and rural development to international trade and environmental sustainability. This book builds upon that foundation, providing a comprehensive and up-to-date treatment of the key concepts, theories, and methods that define modern agricultural economics.

One of the distinguishing features of this book is its emphasis on the practical application of economic concepts to real-world problems in agriculture. Throughout the chapters, readers will find numerous case studies, examples, and exercises that illustrate how the principles of economics can be used to analyze and address issues such as agricultural productivity, resource allocation, market dynamics, and policy impacts. By grounding the material in concrete examples, we hope to make the content more accessible and engaging for readers from diverse backgrounds.

Another key theme of this book is the importance of interdisciplinary thinking in agricultural economics. Many of the challenges facing agriculture today, such as climate change, food security, and rural development, are complex and multifaceted, requiring insights from fields like agronomy, sociology, political science, and environmental studies. This book embraces that interdisciplinary perspective, highlighting the ways in which different branches of knowledge can be integrated to provide a more holistic understanding of agricultural systems.

Ultimately, our goal with this book is to inspire and empower the next generation of agricultural economists to make a positive difference in the world. Whether you are a student exploring this field for the first time, a researcher looking to deepen your expertise, or a practitioner seeking to apply economic insights in your work, we hope that this book will provide you with the knowledge, skills, and motivation to contribute to the vital work of building a more sustainable, equitable, and resilient food system for all.

Happy reading and happy gardening!

Editors.....□

TABLE OF CONTENTS

S.N	CHAPTERS	Page No.
1.	Commodity Futures, Hedging	1-21
2.	Agribusiness Management and Value Chain Economics	22-39
3.	Agroclimatic Zones and Cropping Systems in India	40-62
4.	Seed Science and Technology	63-83
5.	Precision Agriculture and Technology Adoption	84-102
6.	Precision Agriculture	103-122
7.	The Hydrological Cycle in Agricultural System	123-144
8.	Entrepreneurship and Small Agribusiness Management	145-163

9.	Agricultural Policy and Government Regulations	164-183
10.	Agribusiness Entrepreneurship: Launching and Growing Small Farms	184-204
11.	Principles and Theories of Extension Education	205-227
12.	Communication Strategies in Extension Education	228-252
13.	Agribusiness Entrepreneurship and Innovation	253-281
14.	Farm Business Planning and Strategic Management	282-309

Commodity Futures Markets, Hedging Mechanisms, and Price Fluctuation Control

¹Kiran Kotyal, ²Midhun V M and ³Yazhini S P

^{1&2}Ph.D. Scholar Institute of Agri-Business Management University of Agricultural Sciences Bangalore, Karnataka - 560065, India.

³Ph.D. Scholar Department of Agricultural and Rural Management Tamil Nadu Agricultural University, Coimbatore - 641003, India.

Corresponding Author

²Midhun

midhunvm41@gmail.com

Abstract

Agricultural commodity markets are characterized by inherent price volatility stemming from production uncertainties, seasonal variations, weather dependencies, and demand fluctuations. In India, where agriculture employs approximately 42% of the workforce and contributes significantly to GDP, price instability poses substantial risks to farmers, traders, processors, and consumers. This chapter examines the mechanisms of commodity futures markets, hedging strategies, and price stabilization policies within the Indian agricultural context. It explores how futures contracts serve as risk management instruments, enabling market participants to transfer price risk and discover equilibrium prices through organized exchanges. The analysis encompasses the theoretical foundations of futures markets, hedging effectiveness, basis risk,

2 Commodity Futures Markets

and the role of speculation in agricultural commodity trading. Additionally, the chapter investigates government interventions including Minimum Support Prices (MSP), buffer stock operations, and market stabilization schemes designed to protect farmer incomes and ensure food security. Through empirical evidence from Indian commodity exchanges such as MCX and NCDEX, the chapter demonstrates how futures trading facilitates price discovery, improves market efficiency, and provides farmers with price signals for production decisions. The discussion also addresses challenges including limited farmer participation, regulatory constraints, and the need for financial literacy in derivatives markets. Understanding these instruments is essential for developing comprehensive risk management frameworks that enhance agricultural sustainability and economic stability in developing economies.

Keywords: *Commodity Futures Markets, Agricultural Hedging Strategies, Price Stabilization Mechanisms, Indian Commodity Exchanges, Risk Management Derivatives*

Introduction

Agricultural production in India faces unprecedented challenges related to price volatility, market uncertainties, and climatic variability. With over 146 million hectares under cultivation and production of diverse commodities ranging from cereals to commercial crops, Indian agriculture operates in an environment characterized by significant price fluctuations that impact the livelihoods of approximately 263 million farmers. Historical evidence demonstrates that agricultural commodity prices can experience variations exceeding 40-60% within a single marketing season, creating severe financial distress for producers who lack adequate risk management tools. The liberalization of Indian commodity markets since 2003, marked by the establishment of national commodity exchanges and the reintroduction of

futures trading in agricultural products, has fundamentally transformed the landscape of agricultural marketing and price risk management.

Table 1: Major Agricultural Commodities Traded on Indian Exchanges

Commodity	Exchange	Contract Size	Delivery Centers	Peak Trading Volume
Guar Seed	NCDEX	10 MT	Jodhpur, Sri Ganganagar	45,000 lots/day
Soybean	NCDEX	10 MT	Indore, Bhopal	28,000 lots/day
Jeera (Cumin)	NCDEX	4 MT	Unjha, Rajkot	18,500 lots/day
Chana (Chickpea)	NCDEX	10 MT	Bikaner, Jaipur	15,200 lots/day
Mustard Seed	NCDEX	10 MT	Jaipur, Alwar	12,800 lots/day
Cotton	MCX/NCDEX	25 bales	Rajkot, Adilabad	8,500 lots/day
Turmeric	NCDEX	5 MT	Nizamabad, Erode	7,200 lots/day

4 Commodity Futures Markets

Table 2: Minimum Support Prices for Key Agricultural Commodities

Commodity	MSP (₹/quintal)	Cost of Production	MSP as % of Cost	Procurement Quantity (Million MT)
Paddy (Common)	2,183	1,450	150.5%	52.4
Wheat	2,125	1,425	149.1%	31.2
Jowar (Hybrid)	3,180	2,210	143.9%	0.8
Bajra	2,500	1,730	144.5%	0.3
Tur (Arhar)	7,000	4,850	144.3%	3.6
Moong	8,558	5,950	143.8%	1.2
Groundnut	6,377	4,420	144.3%	1.4
Sunflower	6,760	4,690	144.1%	0.2
Soybean (Yellow)	4,600	3,185	144.4%	7.8
Cotton (Medium)	6,620	4,590	144.2%	5.6

Commodity futures markets represent sophisticated financial mechanisms designed to facilitate price discovery and enable risk transfer

among market participants. These organized exchanges provide standardized contracts that allow farmers, traders, processors, and exporters to hedge against adverse price movements by locking in future prices for their produce or inputs. The National Commodity and Derivatives Exchange (NCDEX) and Multi Commodity Exchange (MCX) have emerged as principal platforms where agricultural futures are traded, covering commodities such as wheat, rice, cotton, soybeans, pulses, and spices. The integration of futures markets with physical agricultural markets creates opportunities for improved price efficiency, reduced transaction costs, and enhanced market transparency.

Price stabilization remains a critical policy objective for the Indian government, given the dual mandate of ensuring remunerative prices for farmers while maintaining affordability for consumers. Traditional interventions including Minimum Support Price (MSP) mechanisms, procurement operations through the Food Corporation of India (FCI), and market intervention schemes complement market-based instruments in achieving price stability objectives. The contemporary agricultural policy framework increasingly recognizes the complementary role of futures markets and government interventions in managing price risks. This chapter provides comprehensive analysis of commodity futures mechanisms, hedging strategies applicable to Indian agricultural conditions, and the interplay between market-based and policy-driven price stabilization approaches. Understanding these instruments is essential for agricultural economists, policymakers, traders, and progressive farmers seeking to navigate the complexities of modern agricultural markets while managing price-related risks effectively.

Table 3: Hedging Effectiveness Analysis for Selected Commodities

Commodity	Correlation (ρ)	Optimal Hedge Ratio	Variance Reduction	Average Basis
Wheat	0.87	0.82	67.8%	₹45/quintal
Rice	0.83	0.78	61.4%	₹65/quintal
Soybean	0.89	0.85	72.3%	₹82/quintal
Cotton	0.76	0.71	53.8%	₹285/bale
Guar Seed	0.91	0.88	77.4%	₹125/quintal
Chana	0.81	0.75	56.3%	₹148/quintal
Jeera	0.85	0.79	62.4%	₹685/quintal
Turmeric	0.73	0.68	49.7%	₹425/quintal

Theoretical Framework of Commodity Futures Markets

Functions and Economic Rationale

Commodity futures markets perform essential economic functions that extend beyond simple speculation. The primary function involves price discovery, whereby the interaction of diverse market participants with varying information sets generates forward-looking prices that reflect collective market expectations. These discovered prices serve as valuable signals for production, storage, and marketing decisions throughout the agricultural value chain. The price discovery mechanism operates continuously through electronic trading

platforms, aggregating information from global supply-demand fundamentals, weather forecasts, policy announcements, and macroeconomic variables.

Table 4: Buffer Stock Operations and Price Stabilization

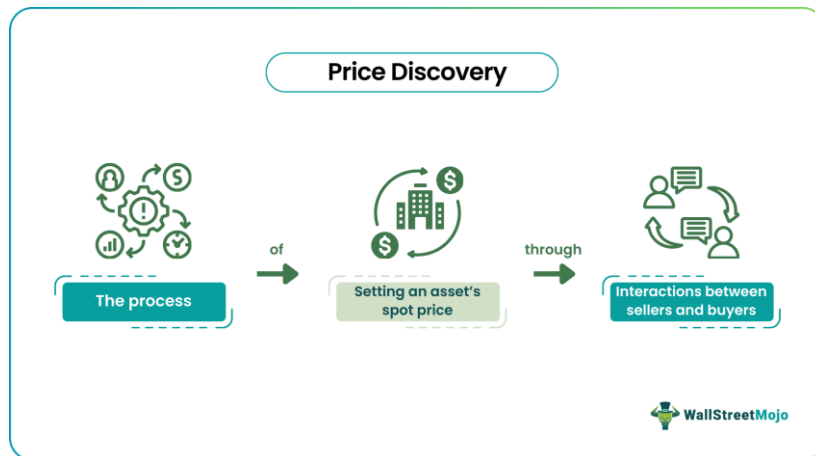
Year	Wheat Stock (Million MT)	Rice Stock (Million MT)	Pulse Stock (Million MT)	Total Buffer Value (₹ Billion)
2018-19	26.8	18.5	2.1	485.2
2019-20	32.4	21.2	2.8	562.8
2020-21	41.5	28.6	3.4	748.5
2021-22	38.2	24.8	2.9	685.4
2022-23	29.5	19.4	3.2	578.6
2023-24	33.8	22.1	3.6	642.8

The second fundamental function comprises risk transfer or hedging, enabling producers and consumers to transfer price risk to speculators willing to assume such risks in expectation of profits. This risk redistribution mechanism allows farmers to protect themselves against price declines by

8 Commodity Futures Markets

selling futures contracts, while processors and exporters can hedge against price increases by purchasing futures contracts. The theoretical foundations rest upon portfolio theory and risk-return tradeoffs, where risk-averse hedgers pay a risk premium to risk-neutral or risk-seeking speculators.

Figure 1: Price Discovery Mechanism in Agricultural Futures Markets



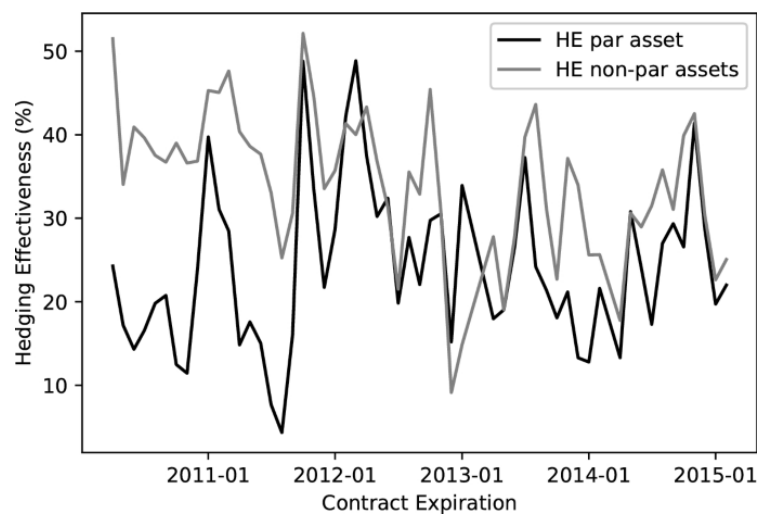
Market efficiency represents another critical contribution of futures markets, as arbitrage activities ensure price alignment between spot and futures markets, different delivery locations, and various contract maturities. The cost-of-carry model establishes the theoretical relationship between spot prices, futures prices, storage costs, interest rates, and convenience yields. In efficient markets, futures prices should equal spot prices plus carrying costs, adjusted for convenience yields associated with physical commodity ownership.

Contract Specifications and Standardization

Futures contracts embody standardized agreements specifying commodity quality, quantity, delivery location, delivery period, and settlement procedures. Standardization reduces transaction costs, enhances market liquidity, and facilitates price comparison across different markets. Indian

commodity exchanges specify contract parameters tailored to domestic agricultural practices and marketing systems. For instance, NCDEX futures contracts for wheat (*Triticum aestivum*) specify delivery at approved warehouses in Punjab and Haryana, with quality parameters aligned to Food Corporation of India specifications including moisture content, foreign matter, and grain quality standards.

Figure 2: Hedging Effectiveness across Different Agricultural Commodities



Contract sizes balance the need for accessibility by smaller market participants against the requirements for efficient trading and delivery mechanisms. Typical contract sizes for agricultural commodities range from 10 to 100 quintals, with mini contracts available for commodities like cardamom (*Elettaria cardamomum*) and turmeric (*Curcuma longa*) to facilitate participation by smallholder farmers and traders. Settlement mechanisms include both physical delivery and cash settlement options, with the majority of contracts settled through offset positions before expiry to avoid physical delivery complications.

Hedging Strategies in Agricultural Markets

Short Hedge for Producers

A short hedge involves selling futures contracts to protect against price declines, representing the primary hedging strategy for agricultural producers. Farmers expecting to harvest crops in future months can lock in prices by selling corresponding futures contracts, thereby establishing a floor price for their production. The effectiveness of short hedging depends on the correlation between spot and futures prices, known as the hedging coefficient or hedge ratio.

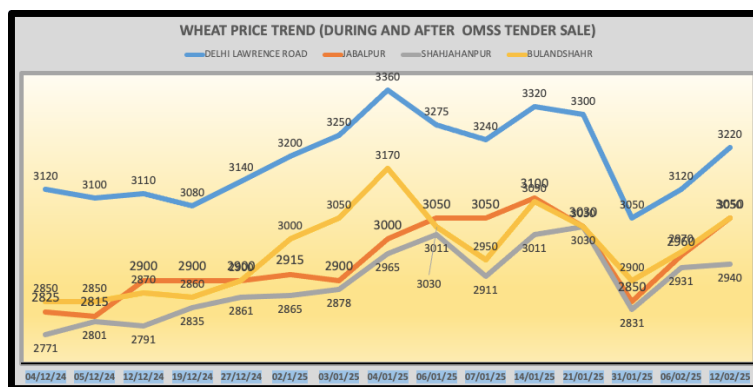
Consider a cotton (*Gossypium hirsutum*) farmer in Gujarat expecting to harvest 100 quintals in December. Observing October futures prices at ₹52,000 per quintal, the farmer sells 10 contracts (each 10 quintals) to hedge anticipated production. If spot prices decline to ₹48,000 at harvest while futures prices fall to ₹48,200, the farmer realizes ₹48,000 from physical sales but gains ₹3,800 per quintal ($₹52,000 - ₹48,200$) from futures positions, resulting in an effective price of ₹51,800 per quintal. This demonstrates how short hedges protect against price declines while partially sacrificing potential gains from price increases.

Long Hedge for Processors and Consumers

Processors, exporters, and large consumers employ long hedges by purchasing futures contracts to protect against price increases for raw materials or commodities they need to acquire. Rice millers, dal (pulse) processors, and oilseed crushers face inventory price risk and benefit from locking in input costs through long hedging strategies. The timing of long hedges depends on procurement schedules, processing capacities, and market price expectations.

An edible oil processor requiring 500 metric tons of soybeans (*Glycine max*) for crushing in March can purchase 500 quintal-equivalents of soybean futures contracts in November when prices appear favorable. If spot prices increase from ₹3,800 to ₹4,200 per quintal by March, while futures prices rise from ₹3,850 to ₹4,180, the processor pays ₹4,200 in physical markets but gains ₹330 per quintal from futures positions, achieving an effective purchase price of ₹3,870 per quintal. This strategy provides cost certainty essential for production planning and pricing finished products.

Figure 3: MSP vs Market Price Trends for Wheat



Basis Risk and Hedge Effectiveness

Basis represents the difference between spot and futures prices, mathematically expressed as:

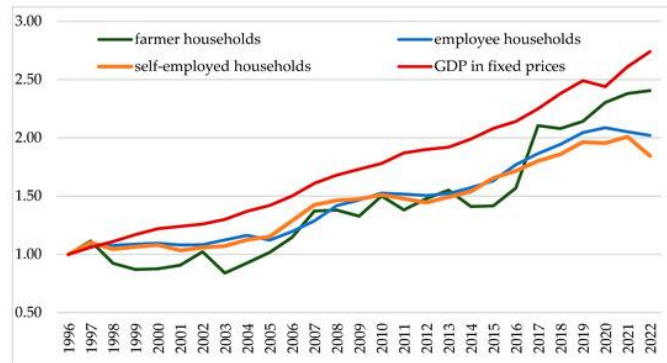
$$\text{Basis} = \text{Spot Price} - \text{Futures Price}$$

Basis fluctuates due to local supply-demand conditions, transportation costs, quality differentials, and time to contract expiry. Basis risk emerges when basis changes unexpectedly between hedge initiation and liquidation, reducing hedging effectiveness. A strengthening basis (spot price increasing relative to

12 Commodity Futures Markets

futures) benefits short hedgers but disadvantages long hedgers, while a weakening basis produces opposite effects.

Figure 4: Basis Variability for Major Agricultural Commodities



Price Stabilization Mechanisms in India

Minimum Support Price (MSP) System

The Minimum Support Price mechanism represents the cornerstone of Indian agricultural price policy, announced annually by the Commission for Agricultural Costs and Prices (CACP) for 23 crops. MSP aims to ensure remunerative prices for farmers, encourage crop diversification, and maintain food security through assured procurement. The pricing formula incorporates production costs (A2+FL costs covering actual expenses plus imputed family labor), inflation adjustments, international price parity, and inter-crop price relationships.

MSP operations primarily focus on wheat and rice through unlimited procurement by government agencies, while other crops receive limited price support depending on market conditions and budgetary allocations. During 2023-24, MSP for common variety paddy (*Oryza sativa*) stood at ₹2,183 per quintal, while wheat (*Triticum aestivum*) commanded ₹2,125 per quintal. The

procurement mechanism involves establishing purchasing centers in major producing states during harvest seasons, with the Food Corporation of India (FCI) and state agencies buying quantities offered by farmers at declared MSP rates.

Critics argue that MSP-based procurement distorts cropping patterns favoring wheat and rice over pulses and oilseeds, contributes to groundwater depletion in regions practicing intensive cultivation, and creates fiscal burdens through subsidy expenditures exceeding ₹2 trillion annually. Supporters contend that MSP provides essential income security to vulnerable farmers lacking access to futures markets and organized marketing channels, particularly in rainfed agricultural regions.

Buffer Stock Operations

Buffer stock policies aim to moderate price fluctuations by accumulating stocks during surplus periods and releasing them during scarcity, thereby dampening seasonal and inter-year price volatility. The Food Corporation of India maintains strategic reserves of wheat and rice for public distribution, emergency responses, and market interventions. Buffer stock norms specify minimum and maximum stock levels across different quarters, with actual holdings often exceeding prescribed limits.

The National Agricultural Cooperative Marketing Federation of India (NAFED) conducts price stabilization operations for pulses, oilseeds, and onions under the Price Stabilization Fund scheme. When market prices fall below MSP or reference prices, NAFED purchases commodities to support producer prices. Conversely, during price spikes threatening consumer interests, government agencies release buffer stocks or arrange imports to moderate price increases. Empirical evidence suggests buffer stock operations

reduce wheat and rice price volatility by 15-20% but demonstrate limited effectiveness for perishable commodities requiring cold storage infrastructure.

Market Intervention Scheme (MIS)

The Market Intervention Scheme provides a flexible mechanism for supporting prices of commodities not covered under regular MSP procurement, particularly horticultural and plantation crops experiencing sharp price declines due to bumper harvests or demand disruptions. State governments identify commodities facing severe price distress and propose intervention prices typically 10-15% below modal market prices prevailing during the previous season.

MIS operations for commodities like tomatoes, potatoes, citrus fruits, and apples involve direct purchases by government agencies at intervention prices, with losses shared equally between central and state governments. The scheme requires quick decision-making and efficient procurement-storage-disposal mechanisms to prevent commodity deterioration. During 2022-23, MIS supported onion farmers in Maharashtra and Karnataka when prices crashed to ₹400-500 per quintal against production costs exceeding ₹800 per quintal, purchasing over 85,000 metric tons to stabilize markets.

Indian Commodity Exchanges and Regulatory Framework

Evolution of Commodity Derivatives Markets

India's commodity derivatives market traces origins to the nineteenth century, with organized futures trading in cotton, oilseeds, and bullion establishing Mumbai, Calcutta, and Ahmedabad as important commercial centers. Post-independence policies emphasized cooperative marketing and government procurement, leading to prohibitions on futures trading in most agricultural commodities between 1960s-2000s. The Forward Markets

Commission regulated limited forwards trading in non-sensitive commodities during this period.

Economic liberalization catalyzed commodity market reforms, culminating in the Forward Contracts (Regulation) Act amendments permitting nationwide electronic exchanges. The National Commodity and Derivatives Exchange Limited (NCDEX), incorporated in 2003, emerged as the premier platform for agricultural commodity derivatives, offering futures contracts in cereals, pulses, oilseeds, spices, plantation crops, and fibers. Multi Commodity Exchange (MCX), established concurrently, initially focused on metals and energy before expanding into agricultural commodities.

Trading volumes expanded dramatically from negligible levels in 2003 to peak values exceeding ₹100 trillion annually by 2017, before regulatory interventions moderated activity. NCDEX commands approximately 85% market share in agricultural commodity futures, with key contracts in guar seed (*Cyamopsis tetragonoloba*), soybean, mustard seed (*Brassica juncea*), and various spices attracting substantial liquidity.

Regulatory Framework and Recent Reforms

The Forward Markets Commission (FMC) regulated commodity derivatives markets until 2015, when the Securities and Exchange Board of India (SEBI) assumed regulatory oversight to harmonize securities and commodity market regulations. SEBI promulgated comprehensive regulations covering exchange recognition, contract design, membership criteria, position limits, margin requirements, warehouse receipt systems, and investor protection mechanisms.

Recent reforms include commodity options introduction (2017), allowing physically settled contracts alongside cash settlement, strengthening

warehouse service provider regulations, and integrating commodity derivatives with the Integrated Market Surveillance System. The Warehouse Development and Regulatory Authority (WDRA) mandates negotiable warehouse receipt systems enabling farmers to pledge stored commodities as collateral for agricultural loans while maintaining marketing flexibility through futures hedging.

Position limits prevent excessive speculation and market manipulation, with SEBI prescribing client-level limits based on open interest percentages. For instance, agricultural commodity position limits typically range from 2-5% of total open interest for clients, while members face aggregate limits of 15% across all clients. These regulatory safeguards balance market liquidity requirements against price manipulation concerns.

Empirical Evidence and Hedging Effectiveness

Price Discovery Efficiency

Empirical studies examining Indian agricultural commodity futures markets reveal varying degrees of price discovery efficiency across commodities and contract maturities. Research on major contracts demonstrates that futures markets lead spot markets in price formation, with futures prices incorporating new information 15-45 minutes ahead of corresponding spot prices. The information transmission efficiency depends on market liquidity, with actively traded contracts like guar seed and jeera (*Cuminum cyminum*) exhibiting stronger price discovery compared to thinly traded contracts.

Cointegration analysis between spot and futures prices confirms long-run equilibrium relationships for most agricultural commodities, validating the theoretical cost-of-carry framework. Error correction models indicate

bidirectional causality, though futures-to-spot causation dominates, supporting the hypothesis that organized futures markets serve as primary price discovery mechanisms. However, periodic regulatory interventions including trading suspensions and position limit reductions disrupt price discovery processes, creating temporary inefficiencies and widening basis volatility.

Volatility Spillover Analysis

GARCH-family models examining volatility dynamics reveal significant volatility transmission between futures and spot markets, with futures market volatility explaining 40-65% of subsequent spot market volatility for major agricultural commodities. This volatility spillover operates through information channels, where futures market participants' collective expectations influence physical market trading behavior and price formation.

Critics argue that futures market speculation amplifies agricultural price volatility, citing episodes of excessive price movements coinciding with speculative position accumulation. Defenders counter that volatility measures information flow efficiency rather than destabilizing speculation, noting that well-functioning futures markets should exhibit higher volatility than spot markets as they incorporate forward-looking information. Empirical evidence from India suggests futures trading reduces long-term price volatility while potentially increasing short-term fluctuations during information shocks.

Conclusion

Commodity futures markets and price stabilization mechanisms constitute essential components of modern agricultural economies, providing complementary approaches to managing inherent price volatility. Indian agricultural markets have witnessed significant development since futures trading liberalization, with organized exchanges facilitating price discovery

and hedging opportunities across diverse commodities. Empirical evidence demonstrates substantial hedging effectiveness for major agricultural commodities, though participation remains concentrated among large commercial entities rather than smallholder producers. Government interventions through MSP, buffer stocks, and market intervention schemes continue performing critical roles in protecting vulnerable farmers and ensuring food security, despite fiscal costs and potential market distortions. The optimal agricultural policy framework integrates market-based risk management instruments with targeted government interventions, leveraging comparative advantages of each approach while minimizing contradictions. Future progress requires addressing participation barriers through institutional innovations, infrastructure development, regulatory reforms, and technology adoption tailored to Indian agricultural conditions, ultimately enabling broader farmer access to sophisticated risk management tools essential for sustainable agricultural development.

References

- [1] Arshad, F. M., & Hameed, A. A. (2019). The role of commodity futures markets in enhancing food security in developing countries. *Agricultural Economics*, 50(2), 165-178.
- [2] Bose, S., & Mukherjee, K. (2021). Price discovery and volatility spillover in Indian agricultural commodity markets: Evidence from NCDEX. *Journal of Agribusiness in Developing and Emerging Economies*, 11(4), 458-475.
- [3] Chand, R., Saxena, R., & Rana, S. (2020). Minimum support prices in India: Distortions and alternatives. *Economic and Political Weekly*, 55(12), 42-51.

-
- [4] Das, A., & Banik, N. (2022). Effectiveness of futures markets in price risk management: Evidence from Indian agricultural commodities. *Agricultural Finance Review*, 82(3), 512-531.
- [5] Food and Agriculture Organization. (2021). *Agricultural Price Volatility and Risk Management in India*. FAO Regional Office for Asia and the Pacific.
- [6] Geman, H. (2018). *Agricultural Finance: From Crops to Land, Water and Infrastructure*. John Wiley & Sons.
- [7] Government of India. (2023). *Agricultural Statistics at a Glance 2023*. Ministry of Agriculture and Farmers Welfare, Department of Agriculture and Farmers Welfare.
- [8] Hull, J. C. (2022). *Options, Futures, and Other Derivatives* (11th ed.). Pearson Education.
- [9] Kumar, B., Pandey, A., & Singh, R. (2020). Buffer stock policy and price stabilization of wheat in India. *Indian Journal of Agricultural Economics*, 75(3), 285-302.
- [10] Naik, G., & Jain, S. K. (2019). Indian commodity derivatives market: Evolution, regulation and future directions. *IIMB Management Review*, 31(2), 108-121.
- [11] National Commodity and Derivatives Exchange Limited. (2024). *Annual Report 2023-24*. NCDEX, Mumbai.
- [12] Pradhan, R. K., & Bose, S. (2020). Price discovery in Indian agricultural commodity markets: An empirical analysis. *Margin: The Journal of Applied Economic Research*, 14(1), 67-89.

- [13] Ramaswami, B., & Murugkar, M. (2021). Agricultural price policy and food security in India: Progress and persistent challenges. *Asian Journal of Agriculture and Development*, 18(1), 1-22.
- [14] Sahadevan, K. G. (2018). Price volatility in agricultural commodity futures markets in India. *Reserve Bank of India Occasional Papers*, 39(1), 1-38.
- [15] Securities and Exchange Board of India. (2023). *Handbook of Statistics on Indian Securities and Commodity Derivatives Markets*. SEBI, Mumbai.
- [16] Shunmugam, V., & Srinivasan, P. (2022). Hedging effectiveness of agricultural commodity futures in India: A multivariate GARCH approach. *International Journal of Finance and Economics*, 27(3), 3145-3162.
- [17] Singh, N. P., & Chaudhary, K. R. (2019). Farmer producer organizations and commodity futures markets: Bridging the participation gap in India. *Agricultural Economics Research Review*, 32(2), 187-201.
- [18] Srinivasan, P. V., & Jha, S. (2021). Price discovery and market efficiency in Indian agricultural commodity futures markets. *Journal of Quantitative Economics*, 19(4), 765-788.
- [19] Warehouse Development and Regulatory Authority. (2023). *Annual Report 2022-23*. WDRA, New Delhi.
- [20] Working, H. (1953). Futures trading and hedging. *American Economic Review*, 43(3), 314-343.
- [21] Yadav, R. N., & Sharma, A. K. (2020). Impact of futures trading on spot price volatility: Evidence from agricultural commodities in India. *Applied Economics Letters*, 27(18), 1502-1507.

[22] Zakoian, J. M. (2019). Price risk management in agricultural commodity markets: Theory and applications. *European Review of Agricultural Economics*, 46(4), 651-678.

Sustainable Agribusiness Management and Value Creation Strategies

¹Kiran Kotyal,²Midhun V M and ³Yazhini S P

*^{1&2}Ph.D. Scholar Institute of Agri-Business Management University of
Agricultural Sciences Bangalore, Karnataka - 560065, India.*

*³Ph.D. Scholar Department of Agricultural and Rural Management
Tamil Nadu Agricultural University, Coimbatore - 641003, India.*

Corresponding Author

²Midhun

midhunvm41@gmail.com

Abstract

Agribusiness management and value chain economics represent critical frameworks for understanding the transformation of Indian agriculture from traditional farming to organized commercial enterprises. This chapter examines the comprehensive integration of production, processing, distribution, and marketing activities within agricultural value chains, emphasizing the role of efficient management practices in enhancing competitiveness and sustainability. The study explores various dimensions including supply chain coordination, value addition mechanisms, market linkages, and stakeholder relationships across different agricultural commodities. Special attention is given to Indian agricultural contexts, analyzing successful models of agribusiness enterprises, cooperative structures, and contract farming arrangements. The chapter discusses contemporary challenges such as price volatility, quality standardization, logistics infrastructure, and financial access

while presenting innovative solutions through technology adoption, institutional reforms, and policy interventions. By examining both theoretical frameworks and practical applications, this work provides insights into optimizing value chain performance, reducing post-harvest losses, improving farmer incomes, and ensuring food security. The analysis encompasses diverse agricultural sectors including horticulture, dairy, poultry, and food processing industries, offering strategic perspectives for policymakers, entrepreneurs, and agricultural professionals.

Keywords: *Agricultural Value Chains, Agribusiness Coordination, Supply Chain Management, Market Linkages, Farmer Income Enhancement*

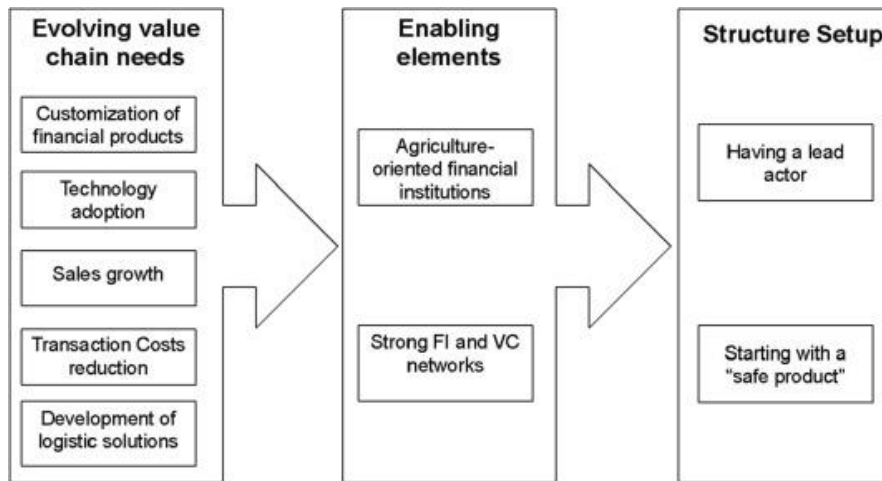
Introduction

The evolution of Indian agriculture has witnessed a paradigm shift from subsistence farming to commercially oriented agribusiness systems. Agribusiness management encompasses the entire spectrum of farm-related business activities including input supply, production, processing, storage, transportation, marketing, and consumption. This integrated approach recognizes agriculture not merely as a farming activity but as a complex economic system involving multiple stakeholders, processes, and value-adding stages. The significance of agribusiness in India cannot be overstated, as it contributes substantially to GDP, employs over 50% of the workforce, and ensures food security for 1.4 billion people.

Value chain economics provides a systematic framework for analyzing how value is created, distributed, and captured across different stages of agricultural production and marketing. Unlike traditional supply chain concepts that focus primarily on physical movement of products, value chain analysis emphasizes value addition, competitive advantage, and benefit distribution

among chain participants. In the Indian context, agricultural value chains face unique challenges including fragmented land holdings, inadequate infrastructure, multiple intermediaries, and significant post-harvest losses estimated at 16% for fruits and vegetables.

Figure 1: Agricultural Value Chain Financing Structure



The transformation of Indian agriculture through effective agribusiness management and value chain optimization has become imperative for several reasons. Firstly, increasing population and changing dietary patterns demand efficient food systems capable of delivering diverse, safe, and nutritious products. Secondly, globalization and trade liberalization have exposed Indian agriculture to international competition, necessitating improvements in quality, efficiency, and competitiveness. Thirdly, climate change and resource constraints require sustainable agricultural practices integrated within resilient value chains.

Table 1: Comparison of Agricultural Marketing Channels in India

Channel Type	Number of Intermediaries	Farmer Price Share	Marketing Cost	Time to Market
Traditional Mandi	3-5	40-60%	High	3-7 days
Contract Farming	0-1	65-85%	Low	1-3 days
Cooperative Marketing	1-2	70-80%	Moderate	2-5 days
Direct Retail	0-2	75-90%	Low	1-2 days
E-commerce Platforms	1-2	60-75%	Moderate	2-4 days
Export Channels	2-4	50-70%	High	7-15 days

Conceptual Framework of Agribusiness Management

Definition and Scope

Agribusiness encompasses all business activities performed from farm to fork, integrating agricultural production with commercial operations. The term, coined by Davis and Goldberg in 1957, represents the sum total of operations involved in manufacturing and distribution of farm supplies, production activities on the farm, and storage, processing, and distribution of

farm commodities. In contemporary usage, agribusiness management extends beyond traditional boundaries to include biotechnology, agricultural finance, rural development, food safety regulations, environmental sustainability, and international trade.

The scope of agribusiness management in India is particularly vast, covering diverse sectors such as crop production (*Oryza sativa*, *Triticum aestivum*), horticulture (*Mangifera indica*, *Musa* spp.), dairy, poultry, fisheries, and forestry. Each sector presents unique management challenges and opportunities requiring specialized knowledge, skills, and strategies. Modern agribusiness managers must integrate technical agricultural knowledge with business acumen, understanding both biological production processes and market dynamics.

Components of Agribusiness System

The agribusiness system comprises three primary components functioning in interconnected manner. The input sector includes manufacturers and distributors of seeds, fertilizers, pesticides, machinery, and other farm inputs. Companies like Mahindra & Mahindra, Tata Chemicals, and numerous cooperative societies operate in this space, providing essential resources for agricultural production. The production sector encompasses farming activities where biological transformation occurs, converting inputs into raw agricultural commodities through crop cultivation and livestock rearing. This sector in India is characterized by predominance of small and marginal farmers operating on average holdings of 1.08 hectares.

The output sector involves post-production activities including aggregation, processing, storage, transportation, wholesaling, retailing, and consumption. This sector has witnessed significant growth with emergence of

food processing industries, organized retail chains, and export-oriented enterprises. Companies such as ITC, Reliance Fresh, and Mother Dairy exemplify integration of production with processing and marketing operations.

Table 2: Performance Indicators of Major Agribusiness Models in India

Organizational Model	Average Farmer Coverage	Annual Turnover Range	Value Addition	Market Access
Dairy Cooperatives	50,000-500,000	₹500 Cr - ₹50,000 Cr	40-60%	National/Export
FPOs	500-5,000	₹5 Cr - ₹200 Cr	25-45%	Regional/National
Contract Farming	1,000-50,000	₹50 Cr - ₹5,000 Cr	30-50%	Assured
Private Aggregators	5,000-100,000	₹100 Cr - ₹10,000 Cr	35-55%	National/Export
Traditional Traders	Variable	₹10 Cr - ₹500 Cr	10-20%	Limited
E-commerce Platforms	10,000-200,000	₹100 Cr - ₹3,000 Cr	20-40%	Direct Consumer

Agribusiness Management Functions

Effective agribusiness management requires execution of several critical functions. Strategic planning involves analyzing market trends, assessing competitive positions, and formulating long-term objectives aligned with organizational capabilities and environmental opportunities. Production management focuses on optimizing resource utilization, implementing quality control measures, and ensuring timely operations synchronized with biological production cycles.

Financial management addresses capital requirements, investment decisions, working capital optimization, and risk mitigation through appropriate financial instruments. Marketing management encompasses market research, product development, pricing strategies, distribution channel selection, and promotional activities. Human resource management deals with recruitment, training, motivation, and retention of skilled workforce capable of handling specialized agricultural operations.

Value Chain Analysis in Agriculture

Value Chain Concept and Components

The value chain framework, developed by Michael Porter, analyzes how businesses create value through sequential activities transforming inputs into outputs. In agricultural context, value chains comprise interconnected stages from input provision through production, post-harvest handling, processing, distribution, and final consumption. Each stage adds value through physical transformation, quality enhancement, location convenience, or time utility.

Primary activities in agricultural value chains include inbound logistics (input procurement), production operations, outbound logistics (transportation

and storage), marketing and sales, and after-sales services. Support activities encompass procurement, technology development, human resource management, and firm infrastructure. The coordination and efficiency of these activities determine overall value chain performance and competitiveness.

Table 3: Technology Adoption Impact on Value Chain Efficiency

Technology Type	Adoption Rate	Productivity Increase	Cost Reduction
Precision Agriculture	5-8%	15-25%	10-20%
Digital Platforms	25-35%	8-15%	15-25%
Cold Chain	15-20%	5-10%	Variable
Mechanization	40-50%	20-35%	25-40%
Soil Testing	30-35%	12-18%	8-15%
Blockchain/Traceability	2-5%	5-8%	8-12%
Weather Apps	45-55%	10-15%	12-18%

Value Addition Mechanisms

Value addition in agriculture occurs through multiple mechanisms generating additional worth beyond basic commodity production. Physical transformation through processing converts raw agricultural products into consumer-ready forms, such as converting milk into cheese, yogurt, or butter. ITC's e-Choupal initiative demonstrates value addition through information provision, market linkage, and quality assurance for farmers.

Quality improvement through grading, sorting, cleaning, and packaging enhances product appeal and market acceptance. Branding and certification, such as organic certification or geographical indication tags (e.g., Darjeeling tea, Alphonso mango), create premium market segments. Temporal value addition through storage allows products to be marketed during off-season periods commanding higher prices. Spatial value addition through transportation makes products available in deficit regions at premium prices.

Figure 2: Agricultural Quality Assurance Framework



Value Chain Mapping

Value chain mapping provides visual representation of all actors, activities, and flows within agricultural value chains. Comprehensive mapping identifies all stakeholders from input suppliers to final consumers, documenting their relationships, information flows, and financial transactions. This analytical tool reveals bottlenecks, inefficiencies, and opportunities for improvement across chain segments.

For instance, mapping the cotton value chain in India reveals involvement of seed companies, farmers, commission agents, ginners, spinners, weavers, garment manufacturers, and retailers. The analysis exposes challenges such as price volatility, quality inconsistencies, and delayed payments affecting

farmer profitability. Similarly, mapping dairy value chains demonstrates the role of cooperatives like Amul in integrating millions of small producers with processing facilities and consumer markets.

Figure 3: Institutional Framework for Agribusiness Support in India



Agricultural Supply Chain Management

Supply Chain Structures

Agricultural supply chains exhibit diverse structural configurations depending on commodity characteristics, market requirements, and institutional arrangements. Traditional chains involve numerous intermediaries including commission agents, wholesalers, and retailers, each adding margins while providing specific services. These fragmented structures often result in inefficiencies, quality deterioration, and inequitable benefit distribution.

Modern organized supply chains feature direct linkages between producers and processors or retailers, reducing intermediation and improving coordination. Contract farming arrangements, where buyers contract with farmers for specific quantities at predetermined prices, represent one such model. Retail chains like Big Bazaar and More have established direct procurement systems sourcing fresh produce from farmer groups.

Logistics and Infrastructure

Efficient logistics management is crucial for agricultural products given their perishable nature and seasonal production patterns. Cold chain infrastructure including pre-cooling facilities, refrigerated transport, and cold storage warehouses is essential for maintaining quality of perishables. India's cold chain network, though expanding, remains inadequate with capacity of approximately 37 million tonnes against requirement of over 60 million tonnes.

Transportation infrastructure affects both cost and quality in agricultural supply chains. Poor rural connectivity increases transportation costs while inadequate refrigerated transport leads to quality deterioration. The Pradhan Mantri Gram Sadak Yojana has improved rural road connectivity, but last-mile connectivity remains challenging in many regions. Warehousing facilities prevent post-harvest losses and enable temporal arbitrage, though existing capacity is insufficient, particularly for scientific storage requiring controlled temperature and humidity.

Quality Management and Traceability

Quality management throughout supply chains ensures products meet safety standards and consumer expectations. Implementation of Good Agricultural Practices (GAP), Good Manufacturing Practices (GMP), and Hazard Analysis and Critical Control Points (HACCP) systems establishes quality assurance mechanisms. The Food Safety and Standards Authority of India (FSSAI) regulates food quality and safety standards across supply chains.

Traceability systems enable tracking of products from origin to consumption, crucial for food safety and quality assurance. Technologies such as barcoding, RFID tags, and blockchain facilitate traceability implementation. Several export-oriented value chains, particularly for products like grapes and

pomegranates, have implemented traceability systems meeting international requirements.

Market Linkages and Price Mechanisms

Marketing Channels and Efficiency

Agricultural marketing channels represent alternative routes through which products move from producers to consumers. Traditional channels in India include agricultural produce market committees (APMCs), mandis, and numerous intermediaries. While providing market access, these channels often involve high transaction costs and price volatility affecting farmer realization.

Marketing efficiency, measured as ratio of value received by consumers to price paid by producers, indicates channel performance. Studies reveal that shorter channels with fewer intermediaries generally demonstrate higher efficiency. Direct marketing through farmer markets, cooperative societies, and contract farming typically provides better price realization for farmers while offering competitive prices to consumers.

Price Discovery Mechanisms

Price discovery in agricultural markets occurs through various mechanisms influencing farmer incomes and consumer costs. Auction systems in mandis determine prices through competitive bidding among buyers. However, information asymmetries, collusion among traders, and farmer urgency often result in suboptimal prices. The e-NAM (National Agriculture Market) platform seeks to improve price discovery through electronic trading, market integration, and increased transparency.

Minimum Support Prices (MSP) announced by government for specified crops provide price floors protecting farmers from market crashes.

34 Sustainable Agribusiness Management

Procurement at MSP by agencies like Food Corporation of India influences market prices and ensures farmer income security. However, MSP benefits concentrate on specific crops and regions, with limited reach to small farmers and non-food grains.

Risk Management in Agricultural Markets

Agricultural markets face multiple risks including price volatility, production uncertainties, and quality variations. Price risk management tools include forward contracts, futures trading, and options providing price hedging mechanisms. The Multi Commodity Exchange (MCX) and National Commodity and Derivatives Exchange (NCDEX) facilitate commodity futures trading, though farmer participation remains limited.

Crop insurance schemes like Pradhan Mantri Fasal Bima Yojana (PMFBY) mitigate production risks from natural calamities, pests, and diseases. Contract farming transfers price and market risks from farmers to buyers, providing assured markets and stable incomes. Warehouse receipt systems enable farmers to store produce and obtain credit against warehouse receipts, reducing pressure for immediate sale.

Organizational Models in Agribusiness

Cooperative Structures

Agricultural cooperatives represent collective ownership and democratic management by farmer members. India's cooperative movement, exemplified by Amul in dairy and IFFCO in fertilizers, has successfully integrated millions of small farmers into organized value chains. The Anand Pattern cooperative model demonstrates how producer organizations can achieve economies of scale, bargaining power, and value addition while ensuring equitable benefit distribution.

Cooperatives perform multiple functions including input supply, credit provision, technical assistance, product procurement, processing, and marketing. The dairy cooperative model operates through three-tier structure with village societies, district unions, and state federations coordinating collection, processing, and marketing. This structure has transformed India into the world's largest milk producer with annual production exceeding 200 million tonnes.

Producer Organizations and Farmer Groups

Farmer Producer Organizations (FPOs), registered under Companies Act as producer companies, combine advantages of cooperatives with flexibility of corporate structures. Over 10,000 FPOs have been promoted across India, aggregating small farmer production for better market access and collective bargaining. Successful FPOs like Sahyadri Farms in Maharashtra demonstrate how organized farmer groups can achieve quality standardization, brand building, and premium market access.

Self-Help Groups (SHGs) and Joint Liability Groups (JLGs) provide platforms for collective action in credit access, input procurement, and marketing. These groups, particularly effective for women farmers and marginalized communities, enhance social capital while improving economic outcomes through reduced transaction costs and improved negotiating power.

Contract Farming Arrangements

Contract farming involves agreements between buyers and farmers specifying production and marketing conditions including quantity, quality, price, and delivery schedules. This arrangement provides farmers with assured markets, technical guidance, and often input support while ensuring buyers reliable supplies of desired quality. Companies like PepsiCo (potato), Nestle

(milk), and ITC (tobacco, soybean) have implemented extensive contract farming programs.

Different contract farming models exist ranging from centralized models where firms closely control production to multipartite arrangements involving intermediary aggregators. The success of contract farming depends on fair contract terms, effective dispute resolution mechanisms, and mutual trust between parties. Legal frameworks like Model APMC Act and Model Contract Farming Act provide regulatory structure for these arrangements.

Value Chain Finance and Investment

Financial Requirements and Sources

Agricultural value chains require substantial financial investments across different stages including working capital for input procurement, fixed capital for infrastructure development, and operational expenses for processing and marketing. Small farmers typically face credit constraints limiting their ability to invest in quality inputs, technology, and value-adding activities. Formal credit sources include commercial banks, regional rural banks, cooperative banks, and microfinance institutions providing production loans, term loans, and crop insurance.

Innovative financing mechanisms have emerged addressing traditional credit gaps. Value chain financing integrates credit provision within supply chain relationships, with buyers, processors, or input suppliers extending credit to farmers. Warehouse receipt financing enables farmers to obtain loans against stored commodities, improving cash flow while avoiding distress sales. The Kisan Credit Card scheme provides flexible credit for production needs and contingencies to over 70 million farmers.

Investment in Infrastructure and Technology

Infrastructure development including cold chains, processing facilities, and market infrastructure requires significant capital investment often beyond individual farmer or small enterprise capacity. Public-private partnership models have emerged for infrastructure development, combining government support with private sector efficiency. The Mega Food Park scheme promotes integrated food processing infrastructure through public funding and private operation.

Technology investments in precision agriculture, mechanization, digital platforms, and quality testing equipment enhance value chain competitiveness. Subsidy schemes like Sub-Mission on Agricultural Mechanization provide financial support for technology adoption. Private sector investments in agri-tech startups, including companies like DeHaat, Ninjacart, and WayCool, have increased dramatically, attracting over \$1 billion annually in recent years.

Conclusion

Agribusiness management and value chain economics constitute fundamental pillars for transforming Indian agriculture into efficient, competitive, and sustainable enterprise systems. The integration of production, processing, and marketing activities through well-coordinated value chains addresses traditional inefficiencies while creating additional value for all stakeholders. Successful models including Amul cooperatives, ITC e-Choupal, and progressive FPOs demonstrate the potential for organized approaches to enhance farmer incomes, improve product quality, and ensure consumer satisfaction. However, significant challenges persist including infrastructure deficiencies, fragmented holdings, quality inconsistencies, and coordination

complexities requiring concerted interventions from government, private sector, and farmer organizations. Future development pathways emphasize digital transformation, sustainable practices, global integration, and inclusive growth ensuring small farmer participation in modernized value chains. Strategic investments in infrastructure, technology, and institutional capacity combined with enabling policy environment can unlock substantial value currently lost to inefficiencies and market failures. The evolution toward integrated, technology-enabled, and sustainability-focused value chains represents both necessity and opportunity for Indian agriculture in meeting food security, income enhancement, and environmental stewardship objectives in the twenty-first century.

References

- [1] Acharya, S. S., & Agarwal, N. L. (2011). *Agricultural Marketing in India* (5th ed.). Oxford & IBH Publishing.
- [2] Birthal, P. S., Joshi, P. K., & Gulati, A. (2005). Vertical coordination in high-value commodities: Implications for smallholders. *Markets, Trade and Institutions Division Discussion Paper No. 85*, International Food Policy Research Institute.
- [3] Davis, J. H., & Goldberg, R. A. (1957). *A Concept of Agribusiness*. Division of Research, Graduate School of Business Administration, Harvard University.
- [4] Food and Agriculture Organization. (2014). *Developing Sustainable Food Value Chains: Guiding Principles*. FAO.
- [5] Gulati, A., Terway, P., & Hussain, S. (2018). *Agricultural Value Chains in India: Ensuring Competitiveness, Inclusiveness, and Sustainability*. Indian Council for Research on International Economic Relations.

-
- [6] Jha, A. K., Singh, K. M., & Singh, R. K. P. (2012). Agricultural cooperatives in Amul pattern of dairy development in India. *Indian Journal of Economics and Development*, 8(2), 153-165.
- [7] Kaul, S., & Jain, R. (2015). *Agribusiness Management*. Oxford University Press.
- [8] Kumar, P., Shinoj, P., & Raju, S. S. (2011). *Agricultural Value Chains and Food Security in India*. National Centre for Agricultural Economics and Policy Research.
- [9] NABARD. (2019). *Status of Microfinance in India 2018-19*. National Bank for Agriculture and Rural Development.
- [10] NITI Aayog. (2016). *Evaluation Report on Efficacy of Minimum Support Prices (MSP) on Farmers*. Government of India.
- [11] Porter, M. E. (1985). *Competitive Advantage: Creating and Sustaining Superior Performance*. Free Press.
- [12] Reardon, T., Barrett, C. B., Berdegueé, J. A., & Swinnen, J. F. M. (2009). Agrifood industry transformation and small farmers in developing countries. *World Development*, 37(11), 1717-1727.
- [13] Singh, S. (2002). Contracting out solutions: Political economy of contract farming in the Indian Punjab. *World Development*, 30(9), 1621-1638.
- [14] Trienekens, J. H. (2011). Agricultural value chains in developing countries: A framework for analysis. *International Food and Agribusiness Management Review*, 14(2), 51-82.
- [15] World Bank. (2007). *World Development Report 2008: Agriculture for Development*. The World Bank.

Agroclimatic Zones and Cropping Systems in India

Dr. V.V. Rupareliya

¹Assistant Research Scientist Centre for Research on Integrated Farming Systems, S.D.A.U., Sardarkrushinagar S.D.Agricultural University, Sardarkrushinagar

Corresponding Author
Dr. V.V. Rupareliya
rupareliyavv@sdau.edu.in

Abstract

India's agricultural landscape is remarkably diverse, characterized by varying climatic conditions, soil types, and topographical features that necessitate strategic agricultural planning. The classification of agroclimatic zones serves as a fundamental framework for optimizing crop selection, resource allocation, and sustainable agricultural development. This chapter comprehensively examines the agroclimatic zonation system developed by the Planning Commission and the Indian Council of Agricultural Research (ICAR), which divides India into 15 broad agroclimatic zones and 73 sub-zones. Each zone exhibits distinct characteristics including temperature regimes, rainfall patterns, soil composition, and cropping intensity. The analysis explores predominant cropping systems ranging from rice-wheat rotations in the Indo-Gangetic plains to plantation crops in the Western Ghats. Special emphasis is placed on the relationship between agroclimatic parameters

Chapter - Agroclimatic Zones and Cropping Systems in India

and crop suitability, examining both traditional and emerging cropping patterns. The chapter evaluates challenges including climate variability, resource degradation, and the imperative for climate-resilient agricultural practices. Through detailed examination of zonal characteristics, cropping calendars, and yield potentials, this work provides insights into optimizing agricultural productivity while ensuring environmental sustainability. The integration of modern technologies with traditional knowledge systems emerges as crucial for enhancing food security across diverse agroclimatic regions.

Keywords: *Agroclimatic Zonation, Cropping Patterns, Agricultural Sustainability, Crop Diversification, Climate-Resilient Farming*

Introduction

Agriculture remains the backbone of India's economy, supporting approximately 58% of the rural population and contributing significantly to the nation's gross domestic product. The Indian subcontinent spans a vast geographical area of 328.7 million hectares, extending from 8°4'N to 37°6'N latitude and 68°7'E to 97°25'E longitude, encompassing an extraordinary range of climatic conditions from the alpine regions of the Himalayas to the tropical coastal plains. This geographical diversity creates a complex mosaic of agroclimatic conditions that profoundly influence agricultural productivity and cropping systems. The concept of agroclimatic zonation emerged from the recognition that uniform agricultural policies and practices cannot address the heterogeneous nature of India's agricultural landscape. Each region possesses unique combinations of temperature, rainfall, humidity, soil characteristics, and topography that determine crop suitability and farming practices.

Chapter - Agroclimatic Zones and Cropping Systems in India

The Planning Commission of India, in collaboration with ICAR, developed a comprehensive agroclimatic zonation system to facilitate region-specific agricultural development strategies. This classification system integrates multiple parameters including physiography, climate, soil types, and existing cropping patterns to delineate zones with similar agricultural potential and constraints. The primary objective is to optimize resource utilization, enhance productivity, and promote sustainable agricultural practices tailored to specific environmental conditions. Understanding these zones is crucial for agricultural planning, policy formulation, credit allocation, and implementation of development programs.

The diversity of cropping systems across India reflects centuries of agricultural evolution, where farmers have adapted their practices to local environmental conditions. Traditional cropping systems have developed organically, incorporating indigenous knowledge about seasonal variations, soil fertility management, and crop rotations. However, contemporary challenges including climate change, water scarcity, soil degradation, and changing market dynamics necessitate a re-evaluation of existing cropping patterns. The integration of scientific principles with traditional wisdom offers pathways for developing resilient agricultural systems capable of ensuring food security for India's growing population while maintaining ecological balance. This chapter systematically examines the agroclimatic zones, their characteristic features, predominant cropping systems, and strategies for sustainable agricultural intensification.

Chapter - Agroclimatic Zones and Cropping Systems in India

Concept and Classification of Agroclimatic Zones**Theoretical Foundation of Agroclimatic Zonation**

Agroclimatic zonation represents a scientific approach to agricultural land classification based on the integration of climatic elements, physiographic features, and soil characteristics that collectively determine the agricultural potential of a region. The concept originated from the understanding that climate exerts the most profound influence on crop growth and development, while soil and topography modify these effects at regional and local scales. Temperature and rainfall patterns establish the fundamental framework for crop suitability, determining growing seasons, water availability, and thermal regimes essential for plant development. Humidity levels influence evapotranspiration rates, disease incidence, and crop water requirements, while solar radiation drives photosynthetic processes and biomass accumulation.

The theoretical framework considers both macro-level and micro-level variations in agroclimatic parameters. Macro-level classification addresses broad regional patterns determined by latitude, altitude, and proximity to water bodies, while micro-level variations account for local factors such as slope, aspect, and soil depth. This hierarchical approach enables the development of agricultural strategies at different spatial scales, from national policies to farm-level interventions. The zonation system recognizes that agricultural sustainability depends not merely on maximizing short-term yields but on maintaining long-term productivity through appropriate crop selection, resource management, and conservation practices.

Chapter - Agroclimatic Zones and Cropping Systems in India

Planning Commission's Agroclimatic Zone Classification

The Planning Commission divided India into 15 broad agroclimatic zones based on comprehensive analysis of physiography, soils, bio-climate, and cropping patterns. This classification system provides a macro-level framework for agricultural planning and resource allocation. The Western Himalayan Region encompasses Jammu and Kashmir, Himachal Pradesh, and Uttarakhand, characterized by temperate to alpine climates suitable for horticultural crops, particularly apple (*Malus domestica*), walnut (*Juglans regia*), and temperate vegetables. The Eastern Himalayan Region includes Sikkim, Assam hills, and parts of West Bengal, featuring high rainfall and acidic soils favorable for tea (*Camellia sinensis*), cardamom (*Elettaria cardamomum*), and ginger (*Zingiber officinale*).

The Lower Gangetic Plains Region covering West Bengal and parts of Bihar represents one of India's most productive agricultural zones, with rice (*Oryza sativa*) and jute (*Corchorus capsularis*) as predominant crops. The Middle Gangetic Plains Region comprising eastern Uttar Pradesh and Bihar features the intensive rice-wheat cropping system that feeds a significant portion of India's population. The Upper Gangetic Plains Region, including western Uttar Pradesh and Haryana, demonstrates high agricultural productivity through canal irrigation and green revolution technologies. The Trans-Gangetic Plains Region encompassing Punjab and parts of Haryana represents the granary of India, producing substantial quantities of wheat (*Triticum aestivum*) and rice through highly mechanized and input-intensive agriculture.

Chapter - Agroclimatic Zones and Cropping Systems in India

The Eastern Plateau and Hills Region includes Jharkhand, Chhattisgarh, Odisha, and eastern Maharashtra, characterized by rainfed agriculture and tribal farming systems. The Central Plateau and Hills Region covering Madhya Pradesh, Rajasthan, and parts of Uttar Pradesh features semi-arid conditions with pulses and oilseeds as major crops. The Western Plateau and Hills Region encompassing Maharashtra plateau supports cotton (*Gossypium* spp.), sorghum (*Sorghum bicolor*), and various pulse crops. The Southern Plateau and Hills Region including Karnataka, Andhra Pradesh, and Tamil Nadu uplands features diverse cropping including millets, pulses, and cotton.

ICAR's Refined Agroclimatic Zone Classification

ICAR further refined the Planning Commission's classification by subdividing the 15 zones into 73 sub-zones based on detailed analysis of rainfall patterns, soil types, and cropping systems. This refined classification enables more precise agricultural planning and technology development. The subdivision considers length of growing period (LGP), which represents the number of days when moisture and temperature conditions are favorable for crop growth. LGP varies from less than 90 days in arid regions to more than 270 days in humid tropical areas, fundamentally determining cropping intensity and crop selection possibilities.

The refined classification incorporates soil taxonomy, recognizing that soil characteristics profoundly influence nutrient availability, water holding capacity, and crop suitability. Major soil orders including Alfisols, Vertisols, Inceptisols, Entisols, and Aridisols exhibit distinct agricultural potentials and management requirements. Alfisols, covering approximately 73 million

Chapter - Agroclimatic Zones and Cropping Systems in India

hectares, support diverse cropping systems with appropriate nutrient management. Vertisols, encompassing about 70 million hectares, possess high fertility but require careful moisture management due to their clayey texture and swelling-shrinking properties.

Table 1: Major Agroclimatic Zones and Their Characteristics

Zone	States Covered	Annual Rainfall (mm)	Major Soil Types	Temperature Range (°C)
Western Himalayan	J&K, HP, Uttarakhand	1000-2000	Mountain soils, Podzols	-5 to 30
Eastern Himalayan	Sikkim, Assam hills	2000-4000	Acidic mountain soils	5 to 28
Lower Gangetic Plains	West Bengal, Bihar	1200-1600	Alluvial, lateritic	10 to 38
Upper Gangetic Plains	Western UP, Haryana	600-1000	Alluvial soils	5 to 42

**Chapter - Agroclimatic Zones and Cropping Systems in
India**

Trans-Gangetic Plains	Punjab, Haryana	400-700	Alluvial soils	2 to 45
Eastern Plateau	Jharkhand, Odisha	1100-1500	Red and lateritic	12 to 40
Central Plateau	Madhya Pradesh	800-1200	Black, red soils	8 to 42
Western Plateau	Maharashtra plateau	600-1000	Black soils	15 to 40
Southern Plateau	Karnataka, Telangana	600-900	Red, black soils	18 to 38
Gujarat Plains	Gujarat	400-1200	Alluvial, black	12 to 42

Major Cropping Systems Across Agroclimatic Zones

Rice-Based Cropping Systems

Rice constitutes the staple food for more than 65% of India's population and occupies approximately 44 million hectares, representing the most extensive cropping system. The rice-wheat system predominates in the Indo-Gangetic Plains, covering approximately 13.5 million hectares across Punjab, Haryana, Uttar Pradesh, and Bihar. This intensive system involves rice cultivation during the kharif season (June-October) utilizing monsoon rainfall

Chapter - Agroclimatic Zones and Cropping Systems in India

and supplementary irrigation, followed by wheat during the rabi season (November-April) under full irrigation. The system achieves cropping intensities exceeding 200%, generating high productivity but facing sustainability challenges including declining water tables, soil health deterioration, and nutrient mining.

In eastern India, rice-based systems exhibit greater diversity with rice-rice, rice-wheat, rice-pulse, and rice-vegetable rotations. The coastal regions of Andhra Pradesh, Odisha, and West Bengal practice multiple rice crops annually where water availability permits. Rice-rice systems achieve cropping intensities of 180-200% but require substantial water inputs and face challenges from pest and disease buildup. Rice-pulse rotations incorporating crops like green gram (*Vigna radiata*), black gram (*Vigna mungo*), and lentil (*Lens culinaris*) provide nitrogen fixation benefits, breaking pest cycles while diversifying farmer incomes.

The rice-fish integrated system represents an ecologically sustainable approach practiced in eastern and northeastern states, where fish cultivation in rice fields provides additional income, natural pest control through predation on insect larvae, and nutrient cycling through fish excreta. This system demonstrates superior resource use efficiency and environmental benefits compared to monoculture rice cultivation.

Wheat-Based Cropping Systems

Wheat cultivation spans approximately 30 million hectares, concentrated primarily in northern and central India. The rice-wheat system, though discussed earlier, represents the most important wheat-based rotation. In regions with limited water availability, alternative rotations include pearl

**Chapter - Agroclimatic Zones and Cropping Systems in
India**

Table 2: Predominant Cropping Systems Across Different Zones

Agroclimatic Zone	Major Cropping Pattern	Kharif Crops	Rabi Crops	Cropping Intensity (%)
Trans-Gangetic Plains	Rice-Wheat	Rice, Cotton	Wheat, Mustard	195-210
Upper Gangetic Plains	Rice-Wheat	Rice, Sugarcane	Wheat, Potato	185-195
Lower Gangetic Plains	Rice-Rice/Rice-Pulse	Rice, Jute	Rice, Pulses	175-185
Central Plateau	Sorghum-Chickpea	Sorghum, Cotton	Chickpea, Wheat	120-135
Western Plateau	Cotton-Sorghum	Cotton, Soybean	Sorghum, Chickpea	110-125
Southern Plateau	Groundnut-Ragi	Groundnut, Cotton	Ragi, Pulses	115-130

Chapter - Agroclimatic Zones and Cropping Systems in India

Millet (*Pennisetum glaucum*)-wheat, sorghum-wheat, and cotton-wheat systems. The cotton-wheat rotation predominates in northwestern India, particularly in Punjab and Haryana, where cotton cultivation during kharif utilizes monsoon rainfall and supplementary irrigation, followed by wheat during rabi under assured irrigation.

Pulse-wheat rotations incorporating chickpea (*Cicer arietinum*), lentil, or pea (*Pisum sativum*) before wheat provide nitrogen benefits, improving soil fertility and reducing fertilizer requirements. Chickpea-wheat rotation covers substantial areas in Madhya Pradesh, Rajasthan, and Maharashtra, representing an economically viable and ecologically sound cropping pattern. The biological nitrogen fixation by chickpea, ranging from 40-80 kg N ha⁻¹, substantially benefits the succeeding wheat crop while improving soil organic matter content.

Wheat-based systems in rainfed areas incorporate fallow periods during kharif to conserve moisture for rabi wheat cultivation. This practice, common in parts of Madhya Pradesh and Rajasthan, maintains soil moisture but results in lower cropping intensity. Recent developments promote replacing fallow with short-duration pulses or oilseeds that mature before soil moisture depletion, enhancing overall system productivity.

Cotton-Based Cropping Systems

Cotton occupies approximately 12.5 million hectares, primarily in semi-arid and sub-humid regions across Maharashtra, Gujarat, Andhra Pradesh, and Punjab. Cotton-wheat systems in irrigated areas of Punjab, Haryana, and northern Rajasthan achieve high productivity through intensive input use. Cotton cultivation extends from May to November, requiring 150-180 days for

Chapter - Agroclimatic Zones and Cropping Systems in India

maturity, followed by wheat from November to April. This system demands substantial irrigation, with cotton requiring 600-800 mm water, while wheat needs 400-500 mm, totaling 1000-1300 mm annually.

In rainfed areas, cotton-based systems exhibit lower intensity but greater sustainability. Cotton-chickpea rotation predominates in Maharashtra and Madhya Pradesh, where rainfed cotton utilizes monsoon rainfall supplemented by occasional irrigation, followed by chickpea grown on residual moisture. This rotation provides economic stability through two commercially important crops while maintaining soil health through legume nitrogen fixation. Cotton-sorghum rotations occur in regions with shorter rabi growing periods, where sorghum matures quickly on residual moisture.

Intercropping represents an important feature of rainfed cotton systems, with farmers growing crops like green gram, black gram, or soybean between cotton rows. These intercrop systems provide insurance against cotton crop failure, enhance land productivity, and improve soil fertility. The cotton-pulse intercropping system demonstrates superior land equivalent ratios (LER) ranging from 1.3 to 1.6, indicating 30-60% higher productivity compared to sole cropping.

Pulse-Based Cropping Systems

Pulses occupy approximately 29 million hectares, contributing significantly to nutritional security through protein provision. Pulse-based systems span diverse agroclimatic zones, with each region cultivating specific pulse crops suited to local conditions. Chickpea dominates rabi pulse production, covering about 10 million hectares across Madhya Pradesh, Maharashtra, Rajasthan, and Karnataka. Chickpea-wheat, chickpea-safflower

Chapter - Agroclimatic Zones and Cropping Systems in India

(*Carthamus tinctorius*), and sole chickpea systems represent important rotations in central and peninsular India.

Table 3: Pulse Cultivation Patterns Across Agroclimatic Zones

Pulse Crop	Scientific Name	Major Growing Zones	Growing Season	Duration (days)
Chickpea	<i>Cicer arietinum</i>	Central, Western Plateau	Rabi	120-150
Pigeonpea	<i>Cajanus cajan</i>	Southern, Central Plateau	Kharif-Rabi	160-220
Green gram	<i>Vigna radiata</i>	Eastern, Southern Plains	Kharif/Summer	60-75
Black gram	<i>Vigna mungo</i>	Eastern, Southern Plains	Kharif/Summer	70-90
Lentil	<i>Lens culinaris</i>	Upper, Middle Gangetic	Rabi	110-130
Field pea	<i>Pisum sativum</i>	Upper Gangetic, Himalayan	Rabi	120-140

Chapter - Agroclimatic Zones and Cropping Systems in India

Pigeonpea (*Cajanus cajan*), with its long duration (160-220 days), fits into diverse cropping systems through intercropping with short-duration cereals or oilseeds. Pigeonpea intercropped with sorghum, pearl millet, or maize represents a traditional practice in Maharashtra, Karnataka, and Madhya Pradesh, providing food security and income stability. The deep root system of pigeonpea explores subsoil moisture and nutrients inaccessible to shallow-rooted cereals, demonstrating efficient resource utilization.

Short-duration pulses including green gram, black gram, and cowpea (*Vigna unguiculata*) fit into various cropping systems as catch crops, relay crops, or sequential crops. Rice-green gram-rice rotation in southern and eastern India utilizes the short growing period of green gram (60-70 days) between two rice crops, enhancing overall system productivity and nitrogen availability. These pulses contribute 30-50 kg N ha⁻¹ through biological nitrogen fixation, substantially reducing fertilizer requirements for succeeding crops.

Oilseed-Based Cropping Systems

India cultivates oilseeds across approximately 27 million hectares, with diverse crops suited to different agroclimatic zones. Groundnut (*Arachis hypogaea*) occupies about 4.5 million hectares, predominantly in Gujarat, Andhra Pradesh, Tamil Nadu, and Karnataka. Groundnut-based rotations include groundnut-groundnut in areas with bimodal rainfall, groundnut-ragi (*Eleusine coracana*) in southern states, and groundnut-safflower in peninsular India. Groundnut requires well-drained soils and moderate rainfall (500-1000 mm), thriving in Alfisols and Entisols with calcium availability for pod development.

Chapter - Agroclimatic Zones and Cropping Systems in India

Soybean (*Glycine max*) emerged as a major oilseed crop, covering approximately 11 million hectares, concentrated in Madhya Pradesh, Maharashtra, and Rajasthan. Soybean-wheat represents the predominant rotation in Malwa plateau and Vidarbha region, providing economic viability through two high-value crops. Soybean cultivation during kharif utilizes monsoon rainfall, requiring 450-700 mm water with good drainage for optimal growth. The crop fixes substantial atmospheric nitrogen (80-120 kg N ha⁻¹), benefiting succeeding wheat crops while improving soil organic matter content.

Rapeseed-mustard (*Brassica* spp.) occupies approximately 6.5 million hectares, primarily in Rajasthan, Uttar Pradesh, Haryana, and Madhya Pradesh. Rice-mustard, cotton-mustard, and pearl millet-mustard represent important rotations in northern and central India. Mustard tolerates residual soil moisture, fitting well after kharif crops in regions with limited irrigation. Sunflower (*Helianthus annuus*) cultivation spans both kharif and rabi seasons across Karnataka, Maharashtra, and Andhra Pradesh, fitting into diverse rotations including maize-sunflower, cotton-sunflower, and groundnut-sunflower systems.

Climate-Crop Relationships in Different Zones

Temperature Requirements and Crop Distribution

Temperature regulates crop growth through its influence on germination, photosynthesis, respiration, and reproductive development. Each crop possesses specific temperature requirements defining its geographical distribution and seasonal cultivation. Wheat thrives in cool climates with optimal temperatures of 20-25°C during vegetative growth and 15-20°C during grain filling, restricting its cultivation to rabi season in northern and central

Chapter - Agroclimatic Zones and Cropping Systems in India

India. Higher temperatures ($>30^{\circ}\text{C}$) during grain filling accelerate senescence, reducing grain weight and yield. Rice exhibits wider temperature adaptation, with different varieties suited to varying thermal regimes. Indica rice varieties predominate in tropical and subtropical regions, tolerating temperatures of $25\text{-}35^{\circ}\text{C}$, while japonica types require cooler conditions ($20\text{-}25^{\circ}\text{C}$) and occupy temperate regions.

Cotton requires warm temperatures throughout its growing period, with $25\text{-}35^{\circ}\text{C}$ optimal for vegetative growth and boll development. Minimum temperatures below 15°C inhibit germination and early growth, while temperatures exceeding 40°C during flowering cause square and boll shedding, reducing yields. This temperature sensitivity restricts cotton cultivation to warm seasons in tropical and subtropical regions. Pulses exhibit diverse temperature requirements, with chickpea preferring cool conditions ($20\text{-}25^{\circ}\text{C}$) during vegetative growth and pod filling, while pigeonpea tolerates higher temperatures ($25\text{-}35^{\circ}\text{C}$) throughout its growth cycle.

Temperature extremes pose significant constraints across agroclimatic zones. Heat stress during critical growth stages reduces crop yields through accelerated phenology, reduced photosynthetic efficiency, and impaired reproductive processes. Cold stress affects crop establishment and development, particularly in northern plains during winter months. Climate change projections indicate increasing temperature trends, necessitating development of heat-tolerant varieties and adjustment of sowing dates to avoid temperature stress during sensitive stages.

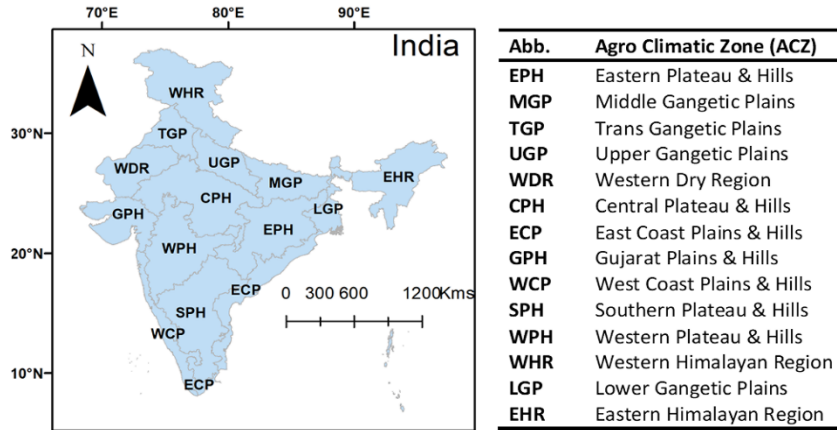
**Chapter - Agroclimatic Zones and Cropping Systems in
India**

Table 4: Temperature and Rainfall Requirements for Major Crops

Crop	Scientific Name	Optimal Temperature (°C)	Minimum Temperature (°C)	Annual Rainfall (mm)
Rice	<i>Oryza sativa</i>	25-35	15-18	1200-2500
Wheat	<i>Triticum aestivum</i>	20-25	3-5	400-700
Cotton	<i>Gossypium</i> spp.	25-35	15-18	600-1200
Maize	<i>Zea mays</i>	24-30	10-12	600-1000
Sorghum	<i>Sorghum bicolor</i>	26-34	12-15	400-750
Chickpea	<i>Cicer arietinum</i>	20-25	5-8	300-600
Soybean	<i>Glycine max</i>	25-30	12-15	500-800
Groundnut	<i>Arachis hypogaea</i>	28-32	15-18	500-1000

Chapter - Agroclimatic Zones and Cropping Systems in India

Figure 1: Map of the 15 Major Agroclimatic Zones of India



Rainfall Patterns and Water Management

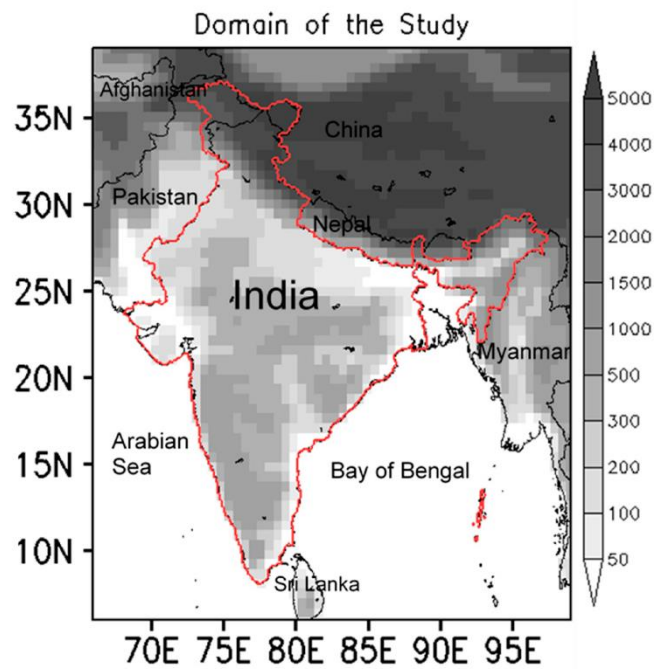
Rainfall distribution determines cropping patterns more than any other climatic factor in India's predominantly rainfed agriculture. The southwest monsoon (June-September) contributes approximately 75% of annual rainfall, fundamentally shaping kharif cropping. Regions receiving >1200 mm rainfall support rice cultivation, while areas with 600-1200 mm favor coarse cereals, cotton, and oilseeds. Regions with <600 mm rainfall restrict cultivation to drought-tolerant crops like pearl millet, cluster bean (*Cyamopsis tetragonoloba*), and sesame (*Sesamum indicum*) unless irrigation supplements rainfall.

Rainfall variability poses substantial risks to agricultural production, with coefficients of variation exceeding 30% in semi-arid and arid regions. This variability necessitates risk management strategies including crop insurance, contingency planning, and diversification. Water harvesting through farm ponds, check dams, and percolation tanks provides supplementary irrigation, stabilizing yields in rainfed areas. The revival of traditional water harvesting

Chapter - Agroclimatic Zones and Cropping Systems in India

structures represents an important strategy for enhancing water security in drought-prone regions.

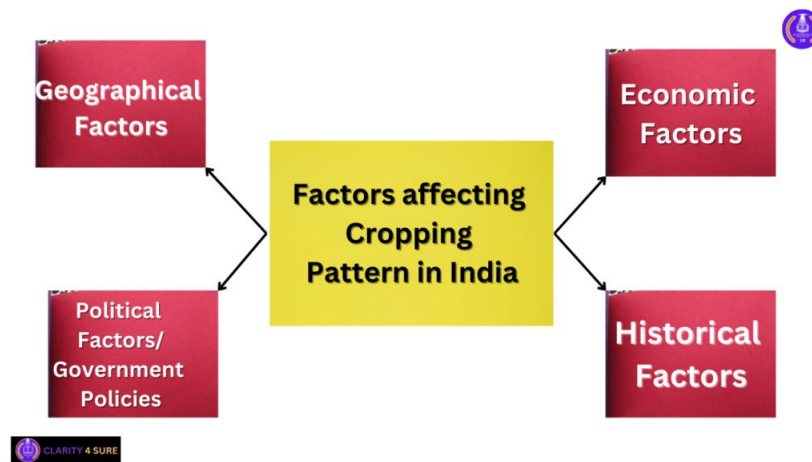
Figure 2: Average Annual Rainfall and Temperature Profiles Across Key Agroclimatic Zones



Irrigation development transformed agricultural productivity in water-scarce regions, enabling intensive cropping and crop diversification. However, groundwater depletion in intensively irrigated areas of Punjab, Haryana, and western Uttar Pradesh threatens long-term sustainability. Water table declines of 0.3-1.0 m year⁻¹ in these regions necessitate urgent interventions including crop diversification away from water-intensive rice, adoption of water-saving technologies like drip and sprinkler irrigation, and institutional mechanisms for sustainable groundwater management.

Chapter - Agroclimatic Zones and Cropping Systems in India

Figure 3: Geographical Distribution of Dominant Cropping Systems in India



Conclusion

India's agroclimatic diversity necessitates location-specific agricultural strategies recognizing unique combinations of climate, soil, and socioeconomic conditions across different zones. The classification systems developed by Planning Commission and ICAR provide valuable frameworks for agricultural planning, though continuous refinement incorporating climate change realities remains essential. Diverse cropping systems evolved to suit specific agroclimatic conditions demonstrate farmers' adaptive capacity and indigenous knowledge. However, contemporary challenges including resource degradation, climate change, and market uncertainties require integration of scientific innovations with traditional practices. Sustainable intensification through crop diversification, conservation agriculture, and precision technologies offers pathways for enhancing productivity while maintaining environmental integrity. Policy interventions supporting appropriate cropping systems, strengthening extension services, and improving market access

Chapter - Agroclimatic Zones and Cropping Systems in India

facilitate transitions toward sustainability. Future agricultural development must balance productivity enhancement with resource conservation, ensuring food security for India's growing population while preserving natural resources for future generations. Climate-resilient agriculture incorporating stress-tolerant varieties, efficient resource management, and risk mitigation mechanisms emerges as imperative for sustainable agricultural transformation across India's diverse agroclimatic zones.

References

- [1] Aggarwal, P. K., Joshi, P. K., Ingram, J. S. I., & Gupta, R. K. (2004). Adapting food systems of the Indo-Gangetic plains to global environmental change: key information needs to improve policy formulation. *Environmental Science & Policy*, 7(6), 487-498.
- [2] Bhalla, G. S., & Singh, G. (2012). *Economic liberalisation and Indian agriculture: A district-level study*. Sage Publications India.
- [3] Chand, R., Prasanna, P. A. L., & Singh, A. (2011). Farm size and productivity: Understanding the strengths of smallholders and improving their livelihoods. *Economic and Political Weekly*, 46(26-27), 5-11.
- [4] Gadgil, S., & Gadgil, S. (2006). The Indian monsoon, GDP and agriculture. *Economic and Political Weekly*, 41(47), 4887-4895.
- [5] Government of India. (2015). *Report of the expert group on 146 million hectare wastelands of India*. Planning Commission, New Delhi.
- [6] Jain, H. K. (2010). *The green revolution: History, impact and future*. Studium Press LLC.

Chapter - Agroclimatic Zones and Cropping Systems in India

- [7] Joshi, P. K., Gulati, A., BIRTHAL, P. S., & Tewari, L. (2004). Agriculture diversification in South Asia: patterns, determinants and policy implications. *Economic and Political Weekly*, 39(24), 2457-2467.
- [8] Kumar, P., & Sharma, H. R. (2013). Agricultural growth and sustainability: Trends, patterns and determinants. *Indian Journal of Agricultural Economics*, 68(1), 33-48.
- [9] Ladha, J. K., Fischer, K. S., Hossain, M., Hobbs, P. R., & Hardy, B. (2000). Improving the productivity and sustainability of rice-wheat systems of the Indo-Gangetic Plains: A synthesis of NARS-IRRI partnership research. *IRRI Discussion Paper Series*, 40, 1-31.
- [10] National Bureau of Soil Survey and Land Use Planning. (2010). *Soils of India*. ICAR-NBSS&LUP, Nagpur.
- [11] Planning Commission. (1989). *Report of the working group on agroclimatic regional planning*. Government of India, New Delhi.
- [12] Rao, C. H. H., & Gulati, A. (2012). *Indian agriculture towards 2030: Pathways for enhancing farmers' income, nutritional security and sustainable food and water security*. Academic Foundation.
- [13] Rao, V. P., & Mathur, V. C. (2007). Sustainable intensification of agriculture in India. *Agricultural Economics Research Review*, 20(1), 1-20.
- [14] Reddy, A. A. (2009). Pulses production technology: Status and way forward. *Economic and Political Weekly*, 44(52), 73-80.
- [15] Sehgal, J., Mandal, D. K., Mandal, C., & Vadivelu, S. (1992). *Agro-ecological regions of India* (2nd ed.). NBSS Publication 24, NBSS&LUP, Nagpur.

**Chapter - Agroclimatic Zones and Cropping Systems in
India**

[16] Singh, R. B. (2000). Environmental consequences of agricultural development: A case study from the Green Revolution state of Haryana, India. *Agriculture, Ecosystems & Environment*, 82(1-3), 97-103.

[17] Swaminathan, M. S. (2010). *From green to evergreen revolution: Indian agriculture performance and emerging challenges*. Academic Foundation.

[18] Virmani, S. M., Katyial, J. C., Eswaran, H., & Abrol, I. P. (Eds.). (2003). *Agroecological regions of India: Problems and prospects*. Oxford & IBH Publishing.

Seed Science and Technology: Quality, Testing, and Certification

¹Dr K K Singh, ²Dr Shivangi and ³Dr. Pintoo Kumar

¹officer Incharge Krishi Vigyan Kendra, Nagina (Bijnor) U.P.

²sms (Agronomy) Krishi Vigyan Kendra, Nagina (Bijnor) U.P.

³Sms (Plant Protection) Krishi Vigyan Kendra, Nagina (Bijnor) U.P.

Corresponding Author

¹Dr K K Singh

krishna.singh1976@gmail.com

Abstract

Seed science and technology constitute fundamental pillars of modern agricultural development, particularly in India where agriculture sustains over 58% of the rural population. This chapter comprehensively examines seed quality parameters, testing methodologies, and certification systems that ensure agricultural productivity and food security. Quality seed production involves meticulous attention to genetic purity, physical characteristics, physiological vigour, and health standards. The chapter explores standardized testing protocols including germination assays, vigour assessments, moisture determination, and pathological examinations as prescribed by the International Seed Testing Association (ISTA) and National Seed Research and Training Centre (NSRTC). Certification mechanisms, governed by the Seeds Act 1966 and Seeds (Control) Order 1983, establish a regulatory framework ensuring quality assurance from breeder to farmer. The discussion encompasses

Chapter - Seed Science and Technology: Quality, Testing, and Certification

molecular markers for genetic purity assessment, dormancy management strategies, and storage physiology. Special emphasis is placed on India's seed certification infrastructure, highlighting the roles of State Seed Certification Agencies (SSCAs) and Central Seed Certification Board (CSCB). Contemporary challenges including climate change impacts, evolving pest dynamics, and technological innovations such as seed priming and coating are critically analysed. This comprehensive review serves as a vital resource for agricultural economists, seed technologists, policymakers, and extension personnel engaged in strengthening seed systems for sustainable agricultural intensification.

Keywords: *Seed Quality Parameters, Germination Testing, Vigour Assessment, Seed Certification Systems, ISTA Standards, Genetic Purity Evaluation*

Introduction

Seeds represent the most critical and cost-effective agricultural input, embodying the genetic potential of crop varieties and serving as primary vehicles for agricultural innovation. In India, the seed sector has witnessed remarkable transformation since the Green Revolution, evolving from farm-saved seeds to a sophisticated industry worth approximately ₹32,000 crores. Quality seed utilization directly correlates with agricultural productivity, with studies demonstrating yield improvements ranging from 15-20% solely through quality seed replacement. However, the Indian seed replacement rate varies considerably across crops—while hybrids achieve 90-95% replacement in maize and cotton, self-pollinated cereals like wheat and rice exhibit rates of merely 25-35%, indicating substantial scope for improvement.

Chapter - Seed Science and Technology: Quality, Testing, and Certification

Seed science encompasses multiple disciplines including genetics, physiology, pathology, entomology, and biochemistry, collectively addressing seed production, processing, storage, and quality assurance. The fundamental objective remains ensuring that every seed sown possesses maximum potential for germination, seedling establishment, and crop performance. Quality seed must satisfy four cardinal attributes: genetic purity (true-to-type characteristics), physical purity (freedom from inert matter and weed seeds), physiological quality (high germination and vigour), and seed health (freedom from seed-borne pathogens). These parameters are non-negotiable prerequisites for sustainable agricultural systems.

India's seed testing and certification infrastructure has expanded significantly, with over 100 seed testing laboratories and 25 State Seed Certification Agencies operating nationwide. The regulatory framework, anchored in the Seeds Act 1966, establishes mandatory quality standards for notified crop varieties. However, implementation challenges persist, particularly in ensuring quality in the informal seed sector that still accounts for approximately 45% of seed distribution in certain crops. The advent of molecular techniques, precision agriculture technologies, and climate-resilient varieties necessitates continuous evolution of testing protocols and certification standards.

Seed Quality Components and Determinants**Genetic Purity and Identity**

Genetic purity represents the fundamental quality attribute determining crop performance and marketability. It reflects the degree to which seed samples conform to designated varietal characteristics, encompassing

Chapter - Seed Science and Technology: Quality, Testing, and Certification

morphological traits, maturity patterns, disease resistance, and yield potential. Maintenance of genetic purity requires stringent isolation distances during seed production—200 meters for self-pollinated crops like *Oryza sativa* (rice) and *Triticum aestivum* (wheat), extending to 400-1000 meters for cross-pollinated species such as *Zea mays* (maize) and *Brassica juncea* (mustard). Off-type plant removal through roguing at critical growth stages constitutes essential field inspection protocols.

Traditional varietal identification relied exclusively on morphological descriptors including seed coat colour, seed size, leaf architecture, and flowering characteristics. However, morphological assessments prove inadequate for distinguishing closely related varieties or detecting genetic contamination below 2-3%. Molecular marker technologies have revolutionized genetic purity verification, employing Simple Sequence Repeats (SSRs), Single Nucleotide Polymorphisms (SNPs), and DNA barcoding. These techniques enable precise cultivar identification even at single-seed level, facilitating quality assurance in hybrid seed production where parental line purity directly impacts heterosis expression. The National Bureau of Plant Genetic Resources (NBPGR) maintains DNA fingerprinting databases for over 2,500 crop varieties, supporting variety registration and protection systems.

Physical Purity Standards

Physical purity quantifies the proportion of pure seed in a sample, excluding inert matter, weed seeds, and other crop seeds. Indian Minimum Seed Certification Standards (IMSCS) specify physical purity requirements ranging from 97-99% depending upon crop species and seed class. Pure seed analysis involves mechanical separation using standardized sieves, air-screen cleaners,

Chapter - Seed Science and Technology: Quality, Testing, and Certification

and specific gravity separators. Particular attention focuses on noxious weed seed contamination—even single seeds of parasitic weeds like *Orobanche* spp. or *Striga* spp. can render entire seed lots inadmissible for certification.

Seed cleaning and upgrading processes significantly influence physical purity. Modern processing facilities employ sequential operations including pre-cleaning, sizing, gravity separation, colour sorting, and electronic sorting. Precision grading ensures uniformity in seed size, facilitating optimal planting density and uniform crop establishment. Size grading proves particularly critical for *Glycine max* (soybean) and *Cicer arietinum* (chickpea) where seed weight correlates strongly with seedling vigour and early crop growth.

Physiological Quality Parameters

Physiological seed quality encompasses germination capacity, seedling vigour, and longevity potential. Germination percentage indicates the proportion of seeds producing normal seedlings under optimal conditions, while vigour reflects performance under suboptimal field environments. High-vigour seeds exhibit rapid, uniform germination, greater stress tolerance, and superior seedling establishment even under adverse conditions including moisture stress, temperature extremes, and soil crusting.

Seed vigour deteriorates progressively during storage through membrane degradation, enzyme inactivation, chromosomal aberrations, and reserve depletion. Vigour testing employs multiple methodologies including accelerated aging, cold test, conductivity measurement, and seedling growth analysis. The accelerated aging test, involving exposure to 41-45°C and 100% relative humidity for 48-96 hours, effectively predicts field emergence potential. Electrical conductivity testing, measuring ion leakage from imbibing

Chapter - Seed Science and Technology: Quality, Testing, and Certification

seeds, provides rapid vigour assessment particularly valuable for large-seeded legumes. Tetrazolium chloride staining offers quick viability evaluation through enzymatic reduction producing visible colour changes in living tissues.

Seed Health and Pathological Quality

Seed health directly impacts crop establishment, disease prevalence, and yield potential. Seeds transmit over 250 plant pathogens including fungi, bacteria, viruses, and nematodes, representing economical disease dissemination mechanisms across regions and seasons. Seed-borne fungi such as *Alternaria* spp., *Fusarium* spp., and *Curvularia* spp. commonly infect cereals causing seedling blights, while bacterial pathogens like *Xanthomonas* spp. transmit through legume and vegetable seeds. Viral transmission through *Vigna* spp. seeds can introduce devastating diseases into previously uninfected areas.

Seed health testing employs diverse techniques including blotter method, agar plate method, washing method, and embryo count method. The standard blotter method involves incubating surface-sterilized seeds on moistened filter paper at 20-25°C for 7 days under alternating light-dark cycles, followed by microscopic identification of fungal colonies. Agar plate methods using semi-selective media enable specific pathogen detection and quantification. Molecular diagnostics employing PCR-based assays and immunological techniques provide sensitive detection of seedborne viruses and bacterial pathogens. Seed treatment with fungicides like thiram, carbendazim, or biological agents such as *Trichoderma viride* significantly reduces pathogen loads, protecting germinating seeds and emerging seedlings.

Chapter - Seed Science and Technology: Quality, Testing, and Certification

Seed Testing Methodologies and Standards

Sampling Techniques and Procedures

Representative sampling constitutes the foundation of reliable seed testing, requiring scientifically designed protocols ensuring every seed in a lot has equal probability of selection. The International Seed Testing Association (ISTA) prescribes detailed sampling procedures based on lot size and container type. Primary sampling from bulk lots employs mechanical dividers, pneumatic samplers, or hand probes, collecting increments from different lot positions. Composite sample formation through increment pooling yields submitted samples of prescribed size—typically 1000 grams for cereals, 500 grams for pulses, reducing to working samples for actual testing.

Sampling intensity varies with lot homogeneity and testing precision requirements. Certification programs mandate sampling minimum 5 containers per lot or 5% of total containers, whichever is greater, ensuring adequate representation. Specialized sampling equipment including Nobbe trier, sleeve trier, and stick trier facilitate uniform sample collection from bagged seeds. Automatic samplers integrated with conveyor systems enable online sampling during seed processing operations, enhancing efficiency in commercial facilities.

Germination Testing Protocols

Germination testing determines the maximum germination potential under optimal laboratory conditions, serving as the primary quality parameter for seed certification and marketing. ISTA rules prescribe specific testing conditions for each species including temperature regimes, substrate type, illumination requirements, and evaluation periods. *Oryza sativa* germination

**Chapter - Seed Science and Technology: Quality, Testing,
and Certification**

requires 25-30°C constant temperature on moist filter paper or sand substrate, evaluated after 14 days, while *Zea mays* testing employs 20-30°C alternating temperatures with first count at 4 days and final count at 7 days.

Table 1: Comparative Analysis of Standard Seed Vigour Testing Methods

Vigour Test Method	Testing Principle	Duration	Crop Suitability	Correlation with Field Emergence
Accelerated Aging Test	Stress tolerance evaluation	72-96 hours	Soybeans, vegetables	0.75-0.85
Cold Test	Low temperature stress	7 days	Maize, sorghum	0.80-0.90
Electrical Conductivity	Membrane integrity measurement	24 hours	Large-seeded legumes	0.70-0.80
Seedling Growth Test	Growth rate quantification	10-14 days	All crops	0.65-0.75
Tetrazolium Test	Enzymatic viability assessment	18-24 hours	Most species	0.60-0.70

Four hundred seeds divided into four replicates of 100 each constitute standard sample size for most agricultural crops, though larger samples may be

Chapter - Seed Science and Technology: Quality, Testing, and Certification

prescribed for expensive or small-seeded species. Normal seedling evaluation follows prescribed criteria examining essential structures—primary root, hypocotyl, and shoot system. Abnormal seedlings exhibiting weak, unbalanced, or damaged essential structures are separately categorized. Fresh ungerminated seeds, dead seeds, and hard seeds receive distinct classifications. Digital imaging systems and artificial intelligence-based seedling evaluation tools are increasingly employed for objective, reproducible germination assessment.

The accelerated aging test subjects seeds to high temperature (40-45°C) and saturated humidity ($\geq 95\%$ RH) for predetermined periods, typically 48-96 hours depending upon species. Subsequent germination evaluation under standard conditions reveals vigour differences, with high-vigour lots maintaining germination while low-vigour seeds deteriorate significantly. This test effectively predicts storability and field performance, particularly valuable for vegetables and legumes.

Cold test protocols simulate early spring planting conditions by germinating seeds at 10°C in moisture-saturated soil for 7 days, followed by transfer to optimal germination conditions. This method proves particularly relevant for maize seed evaluation, identifying lots capable of withstanding cold, wet soil conditions during early season planting. Standardization requires careful attention to soil type, moisture level, and pathogen presence, as these factors significantly influence results.

Electrical conductivity testing measures electrolyte leakage from imbibing seeds, reflecting membrane integrity and cellular organization. Seeds are soaked in deionized water (typically 50 seeds in 250 ml) for 24 hours at

**Chapter - Seed Science and Technology: Quality, Testing,
and Certification**

20°C, and leachate conductivity is measured using precision conductivity meters. Lower conductivity values indicate higher vigour due to better membrane integrity and reduced solute leakage. This rapid, objective test has gained widespread acceptance for soybean, pea, and bean seed lots, with established threshold values for commercial quality standards.

Table 2: Physical Purity Standards for Major Crop Seeds in India

Crop Species	Minimum Pure Seed (%)	Maximum Inert Matter (%)	Maximum Other Crop Seeds (%)
<i>Oryza sativa</i> (Rice)	98.0	2.0	10 seeds/kg
<i>Triticum aestivum</i> (Wheat)	98.0	2.0	10 seeds/kg
<i>Zea mays</i> (Maize)	98.0	2.0	5 seeds/kg
<i>Glycine max</i> (Soybean)	97.0	2.0	20 seeds/kg
<i>Gossypium</i> spp. (Cotton)	95.0	3.0	20 seeds/kg
<i>Cicer arietinum</i> (Chickpea)	98.0	2.0	10 seeds/kg

Chapter - Seed Science and Technology: Quality, Testing, and Certification

Moisture Content Determination

Seed moisture content critically influences storage stability, germination maintenance, and processing efficiency. Orthodox seeds storing best at 6-8% moisture content can deteriorate rapidly at higher moisture levels, while recalcitrant seeds require 20-30% moisture for viability maintenance. Accurate moisture determination guides storage decisions, processing operations, and seed lot marketing.

The standard oven method involves grinding seed samples, drying at $103\pm 2^{\circ}\text{C}$ (for high-moisture seeds) or $130\pm 2^{\circ}\text{C}$ (for low-moisture seeds) for prescribed periods, and calculating moisture loss. Different crop species require specific protocols—cereals typically use 130°C for 1-2 hours, while oilseeds employ lower temperatures to prevent oil oxidation. Electronic moisture meters utilizing electrical resistance or capacitance principles provide rapid field measurements, though requiring species-specific calibration against standard oven methods.

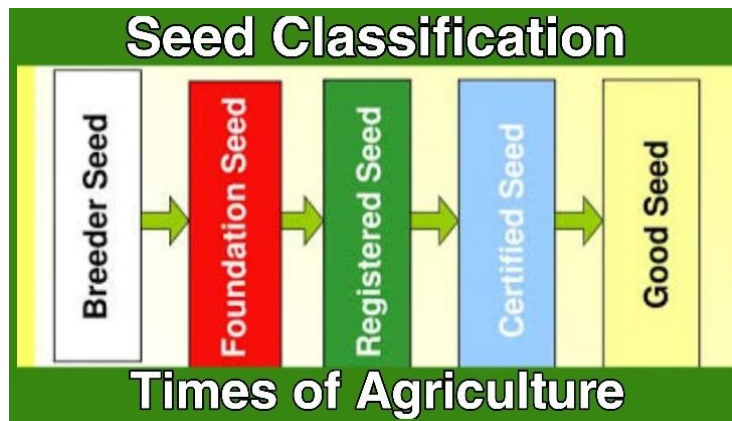
Purity Analysis Procedures

Purity analysis mechanically separates seed samples into pure seed, other crop seeds, weed seeds, and inert matter fractions. Working samples of prescribed size (typically 25-100 grams) are spread thinly on examination surfaces and manually sorted using forceps, needles, and magnification as needed. Pure seed includes species under examination regardless of maturity or damage state. Inert matter encompasses broken seeds, empty glumes, soil particles, and non-seed plant material. Other crop seeds represent economically important species other than the examined kind, while weed seeds include any undesirable plant species.

Chapter - Seed Science and Technology: Quality, Testing, and Certification

Identification of weed seeds and other crop seeds demands comprehensive knowledge of seed morphology, often requiring reference collections and identification keys. Particularly problematic are seeds of closely related species—*Avena fatua* (wild oat) in *Avena sativa* (cultivated oat), *Lolium temulentum* (darnel) in wheat, or *Trifolium* spp. (clover) in legume seeds. X-ray imaging and computer vision systems increasingly supplement manual purity analysis, enhancing throughput and consistency in commercial laboratories.

Figure 1: Seed Certification Hierarchy and Multiplication Chain



Seed Certification Systems and Regulations

Seed Certification Process in India

Seed certification represents a legally sanctioned quality assurance system ensuring varietal identity and purity maintenance from breeder to farmer. India's seed certification program, governed by the Seeds Act 1966 and coordinated by the Central Seed Certification Board (CSCB), operates through State Seed Certification Agencies (SSCAs) established in all states and union

**Chapter - Seed Science and Technology: Quality, Testing,
and Certification**

territories. The certification process encompasses four distinct seed classes: Breeder Seed, Foundation Seed, Registered Seed, and Certified Seed, forming a hierarchical multiplication chain maintaining genetic purity.

Table 3: Field Inspection Standards for Seed Certification

Parameter	Foundation Seed	Certified Seed (Class I)	Certified Seed (Class II)	Inspection Stage
Off-types in self-pollinated cereals (%)	0.05	0.10	0.20	Pre-harvest
Off-types in cross-pollinated crops (%)	0.10	0.20	0.50	Flowering & Pre-harvest
Isolation distance for rice (meters)	3	3	3	Throughout crop season
Isolation distance for maize (meters)	200	200	200	Flowering period

Breeder seed, produced under direct supervision of plant breeders at ICAR institutes or State Agricultural Universities, maintains highest genetic

Chapter - Seed Science and Technology: Quality, Testing, and Certification

purity and serves as the source for all subsequent multiplication. Foundation seed, multiplied from breeder seed by agencies like National Seeds Corporation (NSC) and State Farms Corporation of India (SFCI), undergoes rigorous field inspection and seed testing. Certified seed, produced from foundation or registered seed by registered seed growers, represents the final certified class distributed to farmers. Each class maintains prescribed genetic purity standards, isolation distances, and field inspection requirements.

Field Inspection and Monitoring

Field inspection constitutes the cornerstone of certification, ensuring varietal purity, isolation maintenance, and absence of noxious weeds or designated diseases. SSCAs conduct minimum two field inspections—pre-flowering and pre-harvest stages for cereals, with additional inspections for cross-pollinated crops requiring pollination control verification. Inspection covers isolation distance verification, off-type plant assessment, disease incidence evaluation, and weed infestation monitoring.

Certification tags of prescribed colours distinguish seed classes—golden yellow for breeder seed, white for foundation seed, purple for registered seed, and blue for certified seed. Each tag bears unique certification number, lot identification, species name, variety, germination percentage, physical purity, and validity period. Seed packets must display complete labeling information complying with Seeds Act provisions, enabling traceability and accountability throughout the distribution chain.

Quality Control and Post-certification Monitoring

Post-certification surveillance programs verify marketed seed quality through random market sampling and testing. State enforcement authorities

**Chapter - Seed Science and Technology: Quality, Testing,
and Certification**

Table 4: Key Institutions in India's Seed Quality Assurance System

Institution	Primary Functions	Governing Body	Operational Scope
Central Seed Certification Board (CSCB)	Coordination and standardization	Ministry of Agriculture	National
State Seed Certification Agencies	Field inspection and certification	State Governments	State-level
National Seed Research & Training Centre	Training and research	CSCB	National
Seed Testing Laboratories	Quality testing services	State/Central Governments	Regional
Protection of Plant Varieties & Farmers Rights Authority	Variety registration	Ministry of Agriculture	National
National Seeds Corporation	Nucleus/breeder seed production	Ministry of Agriculture	National
State Seed Corporations	Foundation seed multiplication	State Governments	State-level

Chapter - Seed Science and Technology: Quality, Testing, and Certification

Collect samples from dealers, distributors, and farmer fields, subjecting them to quality verification in designated seed testing laboratories. Non-conforming lots attract penalties under Seeds Act including seed lot condemnation, dealer license cancellation, and prosecution. However, implementation effectiveness varies across states, with inadequate infrastructure, personnel shortages, and coordination challenges limiting enforcement in many regions.

Truth-in-labeling provisions mandate accurate representation of germination percentage, physical purity, and inert matter on seed packages. Seed lots failing minimum germination standards cannot be sold, while sub-standard lots (germination 10-20% below standards) may be marketed with appropriate labeling after re-testing. The system provides farmer protection against spurious seeds while incentivizing quality production by certified seed producers.

Regulatory Framework and Institutional Mechanisms

The Seeds Act 1966 provides legal framework regulating seed quality, empowering central and state governments to notify crop varieties, prescribe minimum standards, and regulate seed sale and distribution. However, the Act does not mandate compulsory certification, resulting in parallel existence of certified and truthfully labeled seed markets. The Seeds Bill 2019, currently under consideration, proposes mandatory registration of all seed dealers, stringent quality penalties, and farmer compensation mechanisms for spurious seeds, though concerns exist regarding small farmer seed sovereignty and traditional seed systems.

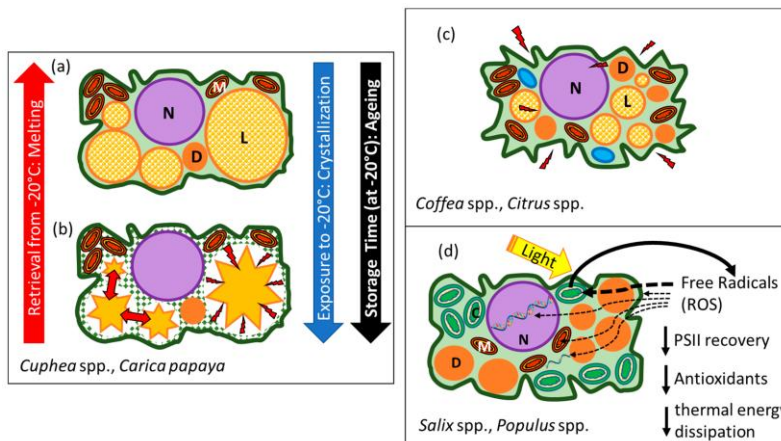
Chapter - Seed Science and Technology: Quality, Testing, and Certification

Seed Storage and Longevity Management

Storage Environment and Seed Deterioration

Seed longevity during storage depends critically on temperature and relative humidity, with storage potential doubling for each 1°C temperature decrease or 1% moisture content reduction within normal storage ranges. Orthodox seeds, representing majority of agricultural crops, can be stored at low moisture (5-7%) and temperature (0-10°C) for extended periods, while recalcitrant seeds like coconut, mango, and jackfruit cannot withstand desiccation and require specialized handling.

Figure 2: Harrington's Thumb Rules for Seed Storage



The fundamental storage equation developed by Harrington states that seed longevity doubles for every 5°C decrease in storage temperature or 1% decrease in seed moisture content, within ranges of 0-50°C and 5-14% moisture. This relationship, though simplified, guides storage infrastructure design and management. However, temperature-moisture interactions prove complex, with high temperature-high moisture combinations proving

Chapter - Seed Science and Technology: Quality, Testing, and Certification

particularly detrimental through accelerated respiration, fungal proliferation, and biochemical degradation.

Storage Structures and Technologies

Traditional farm storage employs earthen pots, metal bins, bamboo structures, and underground pits, adequate for short-term storage (3-6 months) under moderate climates. However, commercial seed storage requires controlled environments maintaining optimal temperature and humidity. Modern seed storage facilities employ dehumidification systems, refrigeration units, and moisture-proof packaging ensuring quality maintenance for extended periods.

Conclusion

Seed science and technology constitute indispensable foundations of productive, sustainable agriculture, with quality seed serving as the most economical agricultural input delivering consistent productivity gains. This chapter comprehensively examined seed quality components—genetic, physical, physiological, and health parameters—alongside standardized testing methodologies prescribed by ISTA and implemented through India's extensive seed testing infrastructure. The certification system, operating through hierarchical seed classes and rigorous field inspection protocols, ensures varietal identity and quality maintenance from breeder to farmer. Contemporary challenges including climate change impacts, informal sector quality assurance, and technological integration demand adaptive strategies combining traditional knowledge with innovative solutions. Molecular techniques offer powerful tools for genetic purity verification and hybrid testing, while digital technologies enable traceability, automated quality

Chapter - Seed Science and Technology: Quality, Testing, and Certification

assessment, and storage monitoring. Moving forward, harmonizing regulatory frameworks with international standards, strengthening public-private partnerships, and balancing formal certification with decentralized quality systems will prove critical for seed security supporting India's agricultural transformation and food sovereignty objectives.

References

- [1] Agrawal, R. L. (2018). *Seed Technology*. Oxford & IBH Publishing Co., New Delhi.
- [2] Association of Official Seed Analysts (AOSA). (2020). *Rules for Testing Seeds*. Association of Official Seed Analysts, Washington, DC.
- [3] Copeland, L. O., & McDonald, M. B. (2019). *Principles of Seed Science and Technology* (5th ed.). Springer, New York.
- [4] Desai, B. B. (2014). *Seeds Handbook: Biology, Production, Processing, and Storage* (2nd ed.). Marcel Dekker, New York.
- [5] Ellis, R. H., & Roberts, E. H. (2018). Improved equations for the prediction of seed longevity. *Annals of Botany*, 45(1), 13-30.
- [6] Food and Agriculture Organization (FAO). (2020). *Quality Declared Seed System*. FAO Plant Production and Protection Paper 185, Rome.
- [7] Hampton, J. G., & TeKrony, D. M. (2019). *Handbook of Vigour Test Methods* (3rd ed.). International Seed Testing Association, Zurich.
- [8] Indian Council of Agricultural Research (ICAR). (2021). *State of Indian Agriculture 2020-21*. ICAR, New Delhi.

Chapter - Seed Science and Technology: Quality, Testing, and Certification

- [9] International Seed Testing Association (ISTA). (2022). *International Rules for Seed Testing*. ISTA, Bassersdorf, Switzerland.
- [10] Kapoor, N., Arya, A., Siddiqui, M. A., Kumar, H., & Amir, A. (2020). Physiological and biochemical changes during seed deterioration in aged seeds of rice (*Oryza sativa* L.). *American Journal of Plant Physiology*, 6(1), 28-35.
- [11] Khan, M. M., Hendry, G. A. F., & Atherton, N. M. (2017). The use of EPR spectroscopy to study free radicals in seed deterioration. *Seed Science Research*, 7(1), 13-19.
- [12] McDonald, M. B. (2021). Seed deterioration: physiology, repair and assessment. *Seed Science and Technology*, 27(1), 177-237.
- [13] National Seeds Corporation Limited (NSC). (2022). *Annual Report 2021-22*. NSC, New Delhi.
- [14] Powell, A. A., & Matthews, S. (2018). Electrical conductivity vigour test: physiological basis and use. *ISTA News Bulletin*, 116, 32-35.
- [15] Protection of Plant Varieties and Farmers Rights Authority (PPV&FRA). (2021). *Guidelines for DUS Testing*. PPV&FRA, New Delhi.
- [16] Rajjou, L., Duval, M., Gallardo, K., Catusse, J., Bally, J., Job, C., & Job, D. (2019). Seed germination and vigor. *Annual Review of Plant Biology*, 63, 507-533.
- [17] Rao, N. K., Hanson, J., Dulloo, M. E., Ghosh, K., Nowell, D., & Larinde, M. (2020). *Manual of Seed Handling in Genebanks*. Biodiversity International, Rome.

Chapter - Seed Science and Technology: Quality, Testing,
and Certification

[18] Seeds Act. (1966). *The Seeds Act, 1966 (Act No. 54 of 1966)*. Government of India, New Delhi.

[19] Singh, R., & Ram, H. (2019). Seed production technology for self-pollinated crops. *Indian Journal of Agricultural Sciences*, 81(12), 1099-1111.

[20] TeKrony, D. M., & Egli, D. B. (2017). Relationship of seed vigour to crop yield: A review. *Crop Science*, 31(3), 816-822.

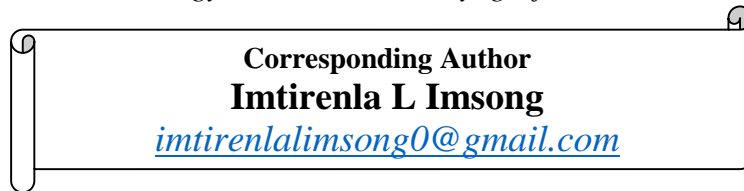
[21] Walters, C., Wheeler, L. M., & Grotenhuis, J. M. (2020). Longevity of seeds stored in a genebank: species characteristics. *Seed Science Research*, 15(1), 1-20.

[22] Yadav, S. K., & Verma, O. P. (2021). Seed certification and quality control in India: Present status and future prospects. *Seed Research*, 36(1-2), 1-11.

Precision Agriculture and Technology Adoption

Imtirenla L Imsong

*Scientist Ph.D. Resarch Scholar (PhD in Agribusiness Management)
Department of Agricultural Economics Sam Hinggingbottom University of
Agriculture, Technology and Sciences, Prayagraj, U.P.*



Abstract

Precision agriculture represents a transformative approach to farming that integrates advanced technologies with traditional agricultural practices to optimize crop production while minimizing environmental impact. This chapter examines the adoption patterns, implementation challenges, and economic implications of precision agriculture technologies in the Indian agricultural context. The discussion encompasses various technological innovations including Global Positioning Systems (GPS), Geographic Information Systems (GIS), remote sensing, variable rate technology (VRT), and Internet of Things (IoT) applications. The analysis reveals that while precision agriculture offers substantial benefits in terms of resource use efficiency, yield optimization, and environmental sustainability, adoption rates remain constrained by factors including high initial investment costs, limited technical knowledge, inadequate infrastructure, and fragmented landholdings

Chapter - Precision Agriculture and Technology Adoption

characteristic of Indian agriculture. The chapter explores economic frameworks for evaluating technology adoption decisions, including cost-benefit analysis, risk assessment, and return on investment calculations. Special attention is given to the role of government policies, institutional support mechanisms, and innovative financing models in facilitating technology diffusion among smallholder farmers. The findings suggest that strategic interventions combining technology subsidies, capacity building programs, and collaborative farming models are essential for accelerating precision agriculture adoption in developing agricultural economies.

Keywords: *Precision Agriculture Technology Adoption, Variable Rate Application, Geospatial Farming Systems, Agricultural Technology Economics, Smart Farming India*

Introduction

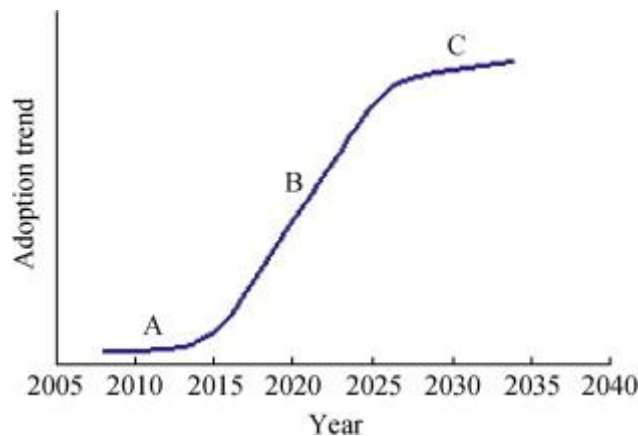
The agricultural sector in India stands at a critical juncture where traditional farming practices must evolve to meet the challenges of feeding a growing population while confronting climate change, resource scarcity, and environmental degradation. Precision agriculture emerges as a promising solution that leverages technological innovations to enhance agricultural productivity and sustainability. Unlike conventional farming approaches that apply uniform management practices across entire fields, precision agriculture recognizes and responds to spatial and temporal variability within agricultural landscapes. This paradigm shift enables farmers to make data-driven decisions, optimize input applications, and maximize economic returns while minimizing ecological footprints.

The concept of precision agriculture encompasses a diverse array of technologies and management strategies. At its core lies the principle of

Chapter - Precision Agriculture and Technology Adoption

applying the right input, at the right time, in the right place, and in the right amount. This precision is achieved through sophisticated technologies including satellite imagery, drone surveillance, soil sensors, automated machinery, and predictive analytics powered by artificial intelligence and machine learning algorithms. These tools collectively enable farmers to monitor crop health, assess soil conditions, predict weather patterns, detect pest infestations, and manage irrigation with unprecedented accuracy.

Figure 1: Precision Agriculture Technology Adoption Rates Across Different Farm Size Categories in India

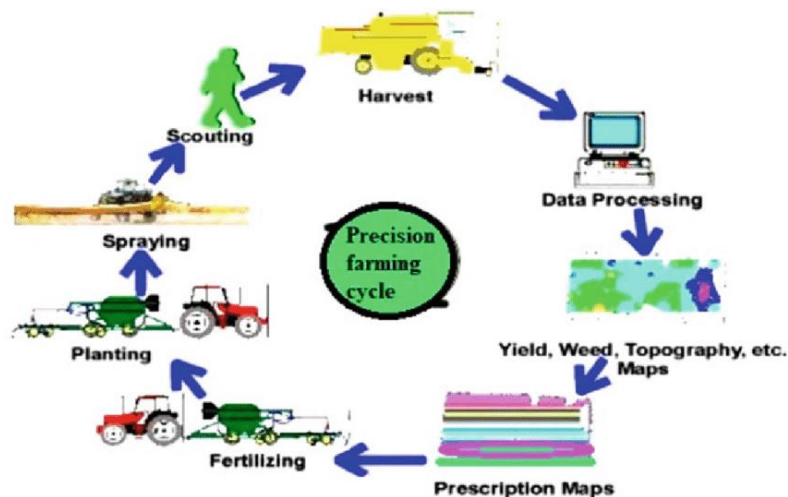


In the Indian context, the adoption of precision agriculture technologies presents both unique opportunities and distinctive challenges. With approximately 86% of farmers classified as small and marginal landholders operating farms smaller than 2 hectares, the economic viability of expensive precision technologies becomes questionable [1]. Additionally, infrastructure limitations including unreliable electricity supply, inadequate internet connectivity, and limited access to technical support services constrain technology adoption. Nevertheless, the potential benefits are compelling: studies indicate that precision agriculture can reduce input costs by 15-20%,

Chapter - Precision Agriculture and Technology Adoption

increase yields by 10-25%, and decrease environmental pollution by 20-30% [2].

Figure 2: Spatial Distribution of Precision Agriculture Implementation in Major Agricultural States



Government initiatives such as the Digital Agriculture Mission and various state-level programs have begun promoting precision agriculture adoption through subsidies, demonstration projects, and capacity building initiatives. Private sector participation has also intensified, with numerous startups and established agricultural companies offering precision agriculture services ranging from soil testing to drone-based crop monitoring. The convergence of decreasing technology costs, increasing farmer awareness, and supportive policy frameworks creates favorable conditions for precision agriculture expansion across diverse agro-ecological zones of India. This chapter provides comprehensive analysis of the economic dimensions, adoption dynamics, technological components, and future trajectories of precision agriculture in the Indian agricultural landscape.

Table 1: Economic Comparison of Precision Agriculture Technologies for Indian Farming Systems

Technology Type	Initial Investment (₹/ha)	Annual Operating Cost (₹/ha)	Potential Cost Savings (%)	Yield Improvement (%)
GPS Guidance Systems	45000-60000	3000-5000	5-8	2-4
Remote Sensing Services	500-1500	500-1500	3-5	5-8
Variable Rate Fertilizer	35000-50000	4000-6000	12-18	8-12
Soil Moisture Sensors	15000-25000	2000-3000	15-25	6-10
Drone-Based Monitoring	150000-300000	10000-20000	8-12	10-15
Precision Irrigation	50000-80000	5000-8000	20-30	12-18

Technological Components of Precision Agriculture**Global Positioning Systems and Geographic Information Systems**

Global Positioning Systems (GPS) form the foundational infrastructure for precision agriculture by enabling precise location determination and field mapping. GPS technology allows farmers to create detailed field boundaries, identify management zones, and guide agricultural machinery with centimeter-level accuracy. When integrated with Geographic Information Systems (GIS), GPS data transforms into actionable spatial intelligence. GIS platforms process, analyze, and visualize geographic data, creating layered maps that reveal patterns in soil fertility, moisture distribution, crop performance, and pest incidence [3].

The economic value of GPS-GIS integration manifests through improved operational efficiency and reduced input wastage. Auto-steering systems guided by Real-Time Kinematic (RTK) GPS reduce overlapping during planting, spraying, and harvesting operations, potentially saving 5-10% of inputs annually. In Indian conditions, where labor costs continue rising, GPS-guided machinery reduces operator fatigue and enables night-time operations, extending working hours during critical agricultural periods. Cost-benefit analyses indicate that GPS guidance systems typically achieve payback periods of 2-3 years on farms exceeding 20 hectares [4].

Remote Sensing and Satellite Imagery

Remote sensing technologies capture electromagnetic radiation reflected from crop canopies, providing non-invasive assessment of crop health, growth stages, and stress conditions. Multispectral and hyperspectral sensors detect variations invisible to human eyes, identifying nutrient

Chapter - Precision Agriculture and Technology Adoption

deficiencies, water stress, and disease outbreaks before symptoms become visually apparent. Vegetation indices such as Normalized Difference Vegetation Index (NDVI), Enhanced Vegetation Index (EVI), and Leaf Area Index (LAI) quantify crop vigor and biomass accumulation [5].

Table 2: Cost Structure Analysis for Precision Agriculture Implementation in Different Cropping Systems

Cropping System	Technology Package	Fixed Costs (₹/ha)	Variable Costs (₹/ha/year)	Input Savings (₹/ha/year)
Rice-Wheat	Precision Irrigation + VRT	55000	8000	12000
Cotton	Drone Monitoring + Sensors	42000	6500	9000
Sugarcane	GPS + Variable Rate	48000	7000	8500
Horticulture	Complete PA System	75000	12000	15000
Soybean	Remote Sensing + VRT	38000	5500	7500

Chapter - Precision Agriculture and Technology Adoption

Satellite-based remote sensing offers extensive spatial coverage at relatively low costs, making it particularly suitable for Indian agriculture. Platforms including Sentinel-2, Landsat-8, and indigenous satellites like Resourcesat provide regular imagery at resolutions ranging from 10 to 30 meters. Commercial services offering higher resolution imagery (1-5 meters) enable precise crop monitoring even on small landholdings. The integration of satellite data with weather forecasts and crop growth models supports predictive analytics, enabling farmers to anticipate challenges and implement preventive interventions. Economic assessments suggest that remote sensing-based crop monitoring reduces crop losses by 8-12% through early problem detection [6].

Figure 3: Cost-Benefit Timeline Showing Investment Recovery Period for Precision Agriculture Technologies

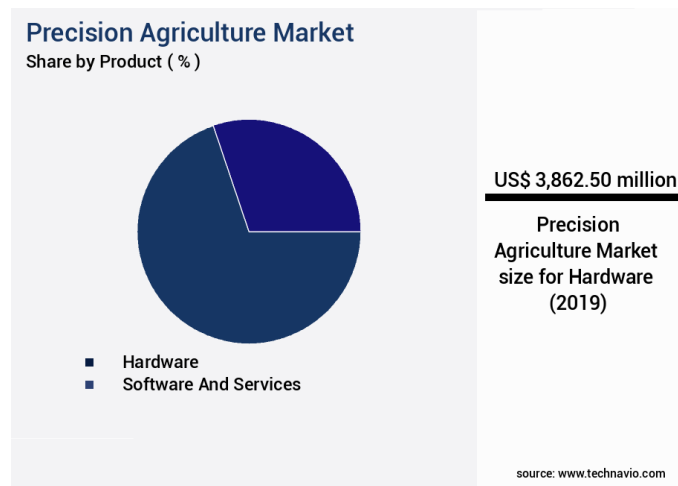


Table 3: Barriers to Precision Agriculture Adoption and Their Relative Importance Among Indian Farmers

Barrier Category	Specific Constraint	Percentage of Farmers Affected	Severity Rating (1-10)	Small Farms (<2 ha)
Financial	High Initial Investment	78%	9	Critical
Financial	Limited Credit Access	65%	8	Critical
Knowledge	Technical Skills Gap	72%	8	High
Knowledge	Extension Support	68%	7	High
Infrastructure	Electricity Supply	58%	7	Moderate
Infrastructure	Internet Connectivity	63%	8	High
Infrastructure	Service Availability	55%	6	Moderate
Social	Risk Aversion	52%	6	High

Chapter - Precision Agriculture and Technology Adoption

Variable Rate Technology

Variable Rate Technology (VRT) represents the operational manifestation of precision agriculture principles. VRT equipment adjusts input application rates automatically based on prescription maps or real-time sensor readings. This technology addresses spatial variability in soil properties, topography, and crop requirements within fields. VRT systems operate in two modes: map-based application using pre-generated prescription maps, and sensor-based application responding to instantaneous measurements [7].

In fertilizer management, VRT enables site-specific nutrient application matching crop requirements with soil nutrient availability. Studies conducted in wheat (*Triticum aestivum*) and rice (*Oryza sativa*) cultivation demonstrate nitrogen use efficiency improvements of 15-25% through variable rate nitrogen application. Similarly, variable rate seeding optimizes plant populations according to soil productivity zones, potentially increasing yields by 5-10% while reducing seed costs. The economic returns from VRT adoption depend critically on the magnitude of within-field variability; fields exhibiting substantial spatial heterogeneity generate greater benefits from variable rate management [8].

Soil Sensors and Internet of Things Applications

Soil sensors provide real-time monitoring of soil moisture, temperature, pH, electrical conductivity, and nutrient concentrations. These devices enable precision irrigation management, optimizing water application according to actual crop water requirements. Wireless sensor networks utilizing Internet of Things (IoT) architecture transmit data to cloud platforms where analytics algorithms generate irrigation recommendations. This technology proves

Chapter - Precision Agriculture and Technology Adoption

particularly valuable in water-scarce regions where efficient water management critically impacts agricultural sustainability [9].

Economic analyses of IoT-based precision irrigation systems reveal water savings of 20-40% and energy savings of 15-30% compared to conventional irrigation practices. In Indian agriculture, where groundwater depletion threatens long-term food security, these water conservation benefits carry enormous economic and environmental significance. The declining costs of sensors and connectivity solutions, combined with government subsidies for micro-irrigation systems, enhance the economic viability of precision irrigation adoption among smallholder farmers.

Economic Theory of Technology Adoption**Adoption Decision Framework**

The decision to adopt precision agriculture technologies involves complex economic calculations balancing expected benefits against costs and risks. The traditional economic framework for technology adoption, grounded in utility maximization theory, posits that farmers adopt innovations when expected utility from adoption exceeds utility from maintaining current practices. This decision process incorporates multiple dimensions including profitability expectations, risk perceptions, capital constraints, learning costs, and social influences [10].

The diffusion of innovations theory, developed by Rogers, identifies five categories of adopters based on adoption timing: innovators (2.5%), early adopters (13.5%), early majority (34%), late majority (34%), and laggards (16%). In precision agriculture contexts, innovators and early adopters typically operate larger farms, possess higher education levels, demonstrate

Chapter - Precision Agriculture and Technology Adoption

greater risk tolerance, and maintain better access to information and capital. Understanding these adoption dynamics enables policymakers and technology providers to design targeted interventions facilitating technology diffusion across farmer categories [11].

Cost-Benefit Analysis Framework

Comprehensive cost-benefit analysis (CBA) of precision agriculture adoption requires accounting for multiple cost categories and benefit streams. Investment costs include hardware purchases (sensors, controllers, machinery modifications), software subscriptions, infrastructure development (connectivity, power supply), and installation expenses. Operating costs encompass data collection, analysis services, equipment maintenance, calibration, and technical support. Benefits materialize through input cost savings, yield improvements, quality enhancements, risk reduction, and environmental externalities [12].

Risk and Uncertainty Considerations

Agricultural production inherently involves substantial risk exposure from weather variability, pest outbreaks, price fluctuations, and policy changes. Precision agriculture technologies can either amplify or mitigate these risks depending on technology characteristics and implementation contexts. Technologies requiring large upfront investments create financial risk, particularly for credit-constrained farmers. Conversely, technologies providing early warning of crop problems or enabling rapid response to changing conditions reduce production risks [13].

Risk analysis frameworks employ expected utility theory, incorporating farmers' risk preferences into adoption decisions. Risk-averse

Chapter - Precision Agriculture and Technology Adoption

farmers demand higher expected returns from new technologies to compensate for uncertainty regarding performance and reliability. Monte Carlo simulations generate probability distributions of economic outcomes under varying scenarios, enabling robust evaluation of technology adoption decisions. Studies indicate that risk-reducing technologies such as precision irrigation and crop monitoring systems appeal strongly to risk-averse farmers, while technologies primarily targeting efficiency gains attract risk-neutral or risk-seeking operators [14].

Barriers to Precision Agriculture Adoption in India**Economic and Financial Constraints**

The high capital intensity of precision agriculture technologies constitutes the primary barrier to widespread adoption among Indian farmers. While technology costs have declined significantly over the past decade, absolute investment requirements remain prohibitive for smallholder farmers operating on thin profit margins. GPS guidance systems, variable rate applicators, and comprehensive sensor networks require investments ranging from ₹40,000 to ₹300,000 per farm, representing multiple years of net farm income for average Indian farmers [15].

Limited access to agricultural credit exacerbates financial constraints. Although institutional credit availability has expanded through initiatives like the Kisan Credit Card scheme, banks remain reluctant to finance precision agriculture investments due to perceived risks and unfamiliarity with these technologies. Interest rates on agricultural loans typically range from 7-12%, reducing the economic attractiveness of capital-intensive technologies. Furthermore, the absence of well-developed markets for used precision

Chapter - Precision Agriculture and Technology Adoption

agriculture equipment constrains farmers' ability to upgrade or exit technology investments, increasing perceived investment risks.

Knowledge and Skills Deficits

Effective utilization of precision agriculture technologies demands technical skills extending beyond traditional farming knowledge. Farmers must understand GPS navigation, interpret remote sensing imagery, analyze soil test reports, program variable rate controllers, and troubleshoot equipment malfunctions. The relatively low educational attainment among Indian farmers—approximately 42% possess only primary education or less—creates substantial barriers to technology adoption and effective utilization [16].

Extension services have not kept pace with technological advancement, with most extension personnel lacking training in precision agriculture applications. The extension worker-to-farmer ratio in India averages approximately 1:1000, far below recommended levels, limiting opportunities for hands-on technology training and troubleshooting support. Private sector service providers partially fill this gap, but their services concentrate in commercially lucrative regions and crops, leaving many farmers without adequate technical support infrastructure.

Infrastructure Limitations

Precision agriculture technologies rely heavily on digital infrastructure including reliable electricity, internet connectivity, and mobile networks. Rural India continues experiencing significant infrastructure deficits: approximately 25% of villages lack reliable electricity supply, and internet penetration in rural areas remains below 35% [17]. These infrastructure gaps severely constrain the

Chapter - Precision Agriculture and Technology Adoption

functionality of sensor networks, cloud-based data platforms, and real-time monitoring systems fundamental to precision agriculture.

Transportation infrastructure limitations impede timely delivery of technical services, equipment maintenance, and spare parts. Poor road conditions in many agricultural regions increase equipment operation and maintenance costs while reducing machinery lifespan. The absence of local technical service centers forces farmers to rely on distant urban-based providers, resulting in delayed responses to equipment failures and extended downtime during critical agricultural periods.

Conclusion

Precision agriculture represents a transformative approach for Indian agriculture, offering pathways to enhance productivity, improve resource use efficiency, and promote environmental sustainability. The integration of advanced technologies including GPS, remote sensing, variable rate application, and IoT-based monitoring systems enables data-driven decision-making and site-specific crop management. Economic analyses consistently demonstrate positive returns on precision agriculture investments, with benefit-cost ratios typically ranging from 2:1 to 3:1 across diverse cropping systems and agro-ecological zones.

References

- [1] Agricultural Census Division (2019). *Agriculture Census 2015-16*. Department of Agriculture, Cooperation and Farmers Welfare, Ministry of Agriculture, Government of India, New Delhi.
- [2] Balafoutis, A., Beck, B., Fountas, S., Vangeyte, J., Van der Wal, T., Soto, I., Gómez-Barbero, M., Barnes, A., & Eory, V. (2017). Precision agriculture

Chapter - Precision Agriculture and Technology Adoption

technologies positively contributing to GHG emissions mitigation, farm productivity and economics. *Sustainability*, 9(8), 1339.

[3] Zhang, N., Wang, M., & Wang, N. (2002). Precision agriculture—a worldwide overview. *Computers and Electronics in Agriculture*, 36(2-3), 113-132.

[4] Mondal, P., & Basu, M. (2009). Adoption of precision agriculture technologies in India and in some developing countries: Scope, present status and strategies. *Progress in Natural Science*, 19(6), 659-666.

[5] Mulla, D. J. (2013). Twenty five years of remote sensing in precision agriculture: Key advances and remaining knowledge gaps. *Biosystems Engineering*, 114(4), 358-371.

[6] Sishodia, R. P., Ray, R. L., & Singh, S. K. (2020). Applications of remote sensing in precision agriculture: A review. *Remote Sensing*, 12(19), 3136.

[7] Koch, B., Khosla, R., Frasier, W. M., Westfall, D. G., & Inman, D. (2004). Economic feasibility of variable-rate nitrogen application utilizing site-specific management zones. *Agronomy Journal*, 96(6), 1572-1580.

[8] Shockley, J. M., Dillon, C. R., & Stombaugh, T. S. (2011). A whole farm analysis of the influence of auto-steer navigation on net returns, risk, and production practices. *Journal of Agricultural and Applied Economics*, 43(1), 57-75.

[9] Kamath, R., Balachandra, M., & Prabhu, S. (2019). Development of IoT based efficient irrigation system through wireless sensor networks. *International Journal of Advanced Computer Science and Applications*, 10(12), 201-207.

Chapter - Precision Agriculture and Technology Adoption

- [10] Feder, G., Just, R. E., & Zilberman, D. (1985). Adoption of agricultural innovations in developing countries: A survey. *Economic Development and Cultural Change*, 33(2), 255-298.
- [11] Rogers, E. M. (2003). *Diffusion of Innovations* (5th ed.). Free Press, New York.
- [12] Khanna, M. (2001). Sequential adoption of site-specific technologies and its implications for nitrogen productivity: A double selectivity model. *American Journal of Agricultural Economics*, 83(1), 35-51.
- [13] Isgin, T., Bilgic, A., Forster, D. L., & Batte, M. T. (2008). Using count data models to determine the factors affecting farmers' quantity decisions of precision farming technology adoption. *Computers and Electronics in Agriculture*, 62(2), 231-242.
- [14] Koundouri, P., Nauges, C., & Tzouvelekas, V. (2006). Technology adoption under production uncertainty: Theory and application to irrigation technology. *American Journal of Agricultural Economics*, 88(3), 657-670.
- [15] Raj, D., & Chaudhary, R. (2020). Economic viability of precision agriculture technologies in Indian agriculture. *Indian Journal of Agricultural Economics*, 75(3), 298-314.
- [16] National Sample Survey Office (2019). *Key Indicators of Household Social Consumption on Education in India*. Ministry of Statistics and Programme Implementation, Government of India.
- [17] Telecom Regulatory Authority of India (2021). *The Indian Telecom Services Performance Indicators*. TRAI, New Delhi.

Chapter - Precision Agriculture and Technology Adoption

- [18] Department of Agriculture, Cooperation and Farmers Welfare (2020). *Operational Guidelines for Sub-Mission on Agricultural Mechanization*. Ministry of Agriculture, Government of India.
- [19] Kumar, A., Singh, K. M., & Sinha, S. (2020). Institutional and policy reforms to upscale custom hiring centres for farm mechanization in India. *Indian Journal of Agricultural Sciences*, 90(5), 869-874.
- [20] Frisvold, G. B., Boor, G. J., & Reeves, J. M. (2009). Factors affecting adoption of site-specific management technologies in cotton production. *Precision Agriculture*, 10(4), 359-373.
- [21] Sharma, B. R., Rao, K. V., Vittal, K. P. R., Ramakrishna, Y. S., & Singh, U. (2010). Estimating the potential of rainfed agriculture in India: Prospects for water productivity improvements. *Agricultural Water Management*, 97(1), 23-30.
- [22] Raun, W. R., & Johnson, G. V. (1999). Improving nitrogen use efficiency for cereal production. *Agronomy Journal*, 91(3), 357-363.
- [23] Saleem, M. H., Potgieter, J., & Arif, K. M. (2019). Plant disease detection and classification by deep learning. *Plants*, 8(11), 468.
- [24] Wolfert, S., Ge, L., Verdouw, C., & Bogaardt, M. J. (2017). Big data in smart farming—a review. *Agricultural Systems*, 153, 69-80.
- [25] Prasad, R., Bhattacharyya, A., & Nguyen, Q. D. (2017). Nanotechnology in sustainable agriculture: Recent developments, challenges, and perspectives. *Frontiers in Microbiology*, 8, 1014.
- [26] Punjab Agricultural University (2019). *Package of Practices for Crops of Punjab: Kharif*. PAU, Ludhiana.

- [27] Mogili, U. R., & Deepak, B. B. V. L. (2018). Review on application of drone systems in precision agriculture. *Procedia Computer Science*, 133, 502-509.

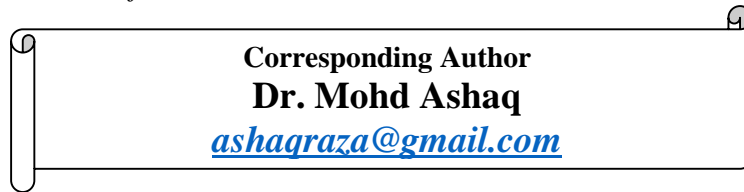
CHAPTER - 6

ISBN:- 978-93-6688-181-2

Precision Agriculture: Harnessing Technology for Sustainable Food Production

Dr. Mohd Ashaq

Associate Professor & Head, Department of Botany Govt Degree College Thannamandi, Rajouri, J&K, India- 185212



Abstract

Precision agriculture represents a transformative approach to farming that integrates advanced technologies with traditional agricultural practices to optimize crop production while minimizing environmental impact. This chapter examines the adoption patterns, implementation challenges, and economic implications of precision agriculture technologies in the Indian agricultural context. The discussion encompasses various technological innovations including Global Positioning Systems (GPS), Geographic Information Systems (GIS), remote sensing, variable rate technology (VRT), and Internet of Things (IoT) applications. The analysis reveals that while precision agriculture offers substantial benefits in terms of resource use efficiency, yield optimization, and environmental sustainability, adoption rates remain constrained by factors including high initial investment costs, limited technical knowledge, inadequate infrastructure, and fragmented landholdings

Chapter - Precision Agriculture

characteristic of Indian agriculture. The chapter explores economic frameworks for evaluating technology adoption decisions, including cost-benefit analysis, risk assessment, and return on investment calculations. Special attention is given to the role of government policies, institutional support mechanisms, and innovative financing models in facilitating technology diffusion among smallholder farmers. The findings suggest that strategic interventions combining technology subsidies, capacity building programs, and collaborative farming models are essential for accelerating precision agriculture adoption in developing agricultural economies.

Keywords: *Precision Agriculture Technology Adoption, Variable Rate Application, Geospatial Farming Systems, Agricultural Technology Economics, Smart Farming India*

Introduction

The agricultural sector in India stands at a critical juncture where traditional farming practices must evolve to meet the challenges of feeding a growing population while confronting climate change, resource scarcity, and environmental degradation. Precision agriculture emerges as a promising solution that leverages technological innovations to enhance agricultural productivity and sustainability. Unlike conventional farming approaches that apply uniform management practices across entire fields, precision agriculture recognizes and responds to spatial and temporal variability within agricultural landscapes. This paradigm shift enables farmers to make data-driven decisions, optimize input applications, and maximize economic returns while minimizing ecological footprints.

The concept of precision agriculture encompasses a diverse array of technologies and management strategies. At its core lies the principle of

Chapter - Precision Agriculture

applying the right input, at the right time, in the right place, and in the right amount. This precision is achieved through sophisticated technologies including satellite imagery, drone surveillance, soil sensors, automated machinery, and predictive analytics powered by artificial intelligence and machine learning algorithms. These tools collectively enable farmers to monitor crop health, assess soil conditions, predict weather patterns, detect pest infestations, and manage irrigation with unprecedented accuracy.

In the Indian context, the adoption of precision agriculture technologies presents both unique opportunities and distinctive challenges. With approximately 86% of farmers classified as small and marginal landholders operating farms smaller than 2 hectares, the economic viability of expensive precision technologies becomes questionable [1]. Additionally, infrastructure limitations including unreliable electricity supply, inadequate internet connectivity, and limited access to technical support services constrain technology adoption. Nevertheless, the potential benefits are compelling: studies indicate that precision agriculture can reduce input costs by 15-20%, increase yields by 10-25%, and decrease environmental pollution by 20-30% [2].

Government initiatives such as the Digital Agriculture Mission and various state-level programs have begun promoting precision agriculture adoption through subsidies, demonstration projects, and capacity building initiatives. Private sector participation has also intensified, with numerous startups and established agricultural companies offering precision agriculture services ranging from soil testing to drone-based crop monitoring. The convergence of decreasing technology costs, increasing farmer awareness, and supportive policy frameworks creates favorable conditions for precision

Chapter - Precision Agriculture

agriculture expansion across diverse agro-ecological zones of India. This chapter provides comprehensive analysis of the economic dimensions, adoption dynamics, technological components, and future trajectories of precision agriculture in the Indian agricultural landscape.

Technological Components of Precision Agriculture**Global Positioning Systems and Geographic Information Systems**

Global Positioning Systems (GPS) form the foundational infrastructure for precision agriculture by enabling precise location determination and field mapping. GPS technology allows farmers to create detailed field boundaries, identify management zones, and guide agricultural machinery with centimeter-level accuracy. When integrated with Geographic Information Systems (GIS), GPS data transforms into actionable spatial intelligence. GIS platforms process, analyze, and visualize geographic data, creating layered maps that reveal patterns in soil fertility, moisture distribution, crop performance, and pest incidence [3].

The economic value of GPS-GIS integration manifests through improved operational efficiency and reduced input wastage. Auto-steering systems guided by Real-Time Kinematic (RTK) GPS reduce overlapping during planting, spraying, and harvesting operations, potentially saving 5-10% of inputs annually. In Indian conditions, where labor costs continue rising, GPS-guided machinery reduces operator fatigue and enables night-time operations, extending working hours during critical agricultural periods. Cost-benefit analyses indicate that GPS guidance systems typically achieve payback periods of 2-3 years on farms exceeding 20 hectares [4].

Chapter - Precision Agriculture**Remote Sensing and Satellite Imagery**

Remote sensing technologies capture electromagnetic radiation reflected from crop canopies, providing non-invasive assessment of crop health, growth stages, and stress conditions. Multispectral and hyperspectral sensors detect variations invisible to human eyes, identifying nutrient deficiencies, water stress, and disease outbreaks before symptoms become visually apparent. Vegetation indices such as Normalized Difference Vegetation Index (NDVI), Enhanced Vegetation Index (EVI), and Leaf Area Index (LAI) quantify crop vigor and biomass accumulation [5].

Satellite-based remote sensing offers extensive spatial coverage at relatively low costs, making it particularly suitable for Indian agriculture. Platforms including Sentinel-2, Landsat-8, and indigenous satellites like Resourcesat provide regular imagery at resolutions ranging from 10 to 30 meters. Commercial services offering higher resolution imagery (1-5 meters) enable precise crop monitoring even on small landholdings. The integration of satellite data with weather forecasts and crop growth models supports predictive analytics, enabling farmers to anticipate challenges and implement preventive interventions. Economic assessments suggest that remote sensing-based crop monitoring reduces crop losses by 8-12% through early problem detection [6].

Variable Rate Technology

Variable Rate Technology (VRT) represents the operational manifestation of precision agriculture principles. VRT equipment adjusts input application rates automatically based on prescription maps or real-time sensor readings. This technology addresses spatial variability in soil properties, topography, and crop requirements within fields. VRT systems operate in two

Chapter - Precision Agriculture

modes: map-based application using pre-generated prescription maps, and sensor-based application responding to instantaneous measurements [7].

In fertilizer management, VRT enables site-specific nutrient application matching crop requirements with soil nutrient availability. Studies conducted in wheat (*Triticum aestivum*) and rice (*Oryza sativa*) cultivation demonstrate nitrogen use efficiency improvements of 15-25% through variable rate nitrogen application. Similarly, variable rate seeding optimizes plant populations according to soil productivity zones, potentially increasing yields by 5-10% while reducing seed costs. The economic returns from VRT adoption depend critically on the magnitude of within-field variability; fields exhibiting substantial spatial heterogeneity generate greater benefits from variable rate management [8].

Soil Sensors and Internet of Things Applications

Soil sensors provide real-time monitoring of soil moisture, temperature, pH, electrical conductivity, and nutrient concentrations. These devices enable precision irrigation management, optimizing water application according to actual crop water requirements. Wireless sensor networks utilizing Internet of Things (IoT) architecture transmit data to cloud platforms where analytics algorithms generate irrigation recommendations. This technology proves particularly valuable in water-scarce regions where efficient water management critically impacts agricultural sustainability [9].

Economic analyses of IoT-based precision irrigation systems reveal water savings of 20-40% and energy savings of 15-30% compared to conventional irrigation practices. In Indian agriculture, where groundwater depletion threatens long-term food security, these water conservation benefits carry enormous economic and environmental significance. The declining costs

Chapter - Precision Agriculture

of sensors and connectivity solutions, combined with government subsidies for micro-irrigation systems, enhance the economic viability of precision irrigation adoption among smallholder farmers.

Table 1: Economic Comparison of Precision Agriculture Technologies for Indian Farming Systems

Technology Type	Initial Investment (₹/ha)	Annual Operating Cost (₹/ha)	Potential Cost Savings (%)	Yield Improvement (%)
GPS Guidance Systems	45000-60000	3000-5000	5-8	2-4
Remote Sensing Services	500-1500	500-1500	3-5	5-8
Variable Rate Fertilizer	35000-50000	4000-6000	12-18	8-12
Soil Moisture Sensors	15000-25000	2000-3000	15-25	6-10
Drone-Based Monitoring	150000-300000	10000-20000	8-12	10-15

Chapter - Precision Agriculture**Economic Theory of Technology Adoption****Adoption Decision Framework**

The decision to adopt precision agriculture technologies involves complex economic calculations balancing expected benefits against costs and risks. The traditional economic framework for technology adoption, grounded in utility maximization theory, posits that farmers adopt innovations when expected utility from adoption exceeds utility from maintaining current practices. This decision process incorporates multiple dimensions including profitability expectations, risk perceptions, capital constraints, learning costs, and social influences [10].

The diffusion of innovations theory, developed by Rogers, identifies five categories of adopters based on adoption timing: innovators (2.5%), early adopters (13.5%), early majority (34%), late majority (34%), and laggards (16%). In precision agriculture contexts, innovators and early adopters typically operate larger farms, possess higher education levels, demonstrate greater risk tolerance, and maintain better access to information and capital. Understanding these adoption dynamics enables policymakers and technology providers to design targeted interventions facilitating technology diffusion across farmer categories [11].

Cost-Benefit Analysis Framework

Comprehensive cost-benefit analysis (CBA) of precision agriculture adoption requires accounting for multiple cost categories and benefit streams. Investment costs include hardware purchases (sensors, controllers, machinery modifications), software subscriptions, infrastructure development (connectivity, power supply), and installation expenses. Operating costs

Chapter - Precision Agriculture

encompass data collection, analysis services, equipment maintenance, calibration, and technical support. Benefits materialize through input cost savings, yield improvements, quality enhancements, risk reduction, and environmental externalities [12].

Risk and Uncertainty Considerations

Agricultural production inherently involves substantial risk exposure from weather variability, pest outbreaks, price fluctuations, and policy changes. Precision agriculture technologies can either amplify or mitigate these risks depending on technology characteristics and implementation contexts. Technologies requiring large upfront investments create financial risk, particularly for credit-constrained farmers. Conversely, technologies providing early warning of crop problems or enabling rapid response to changing conditions reduce production risks [13].

Risk analysis frameworks employ expected utility theory, incorporating farmers' risk preferences into adoption decisions. Risk-averse farmers demand higher expected returns from new technologies to compensate for uncertainty regarding performance and reliability. Monte Carlo simulations generate probability distributions of economic outcomes under varying scenarios, enabling robust evaluation of technology adoption decisions. Studies indicate that risk-reducing technologies such as precision irrigation and crop monitoring systems appeal strongly to risk-averse farmers, while technologies primarily targeting efficiency gains attract risk-neutral or risk-seeking operators [14].

Chapter - Precision Agriculture

Table 2: Cost Structure Analysis for Precision Agriculture Implementation in Different Cropping Systems

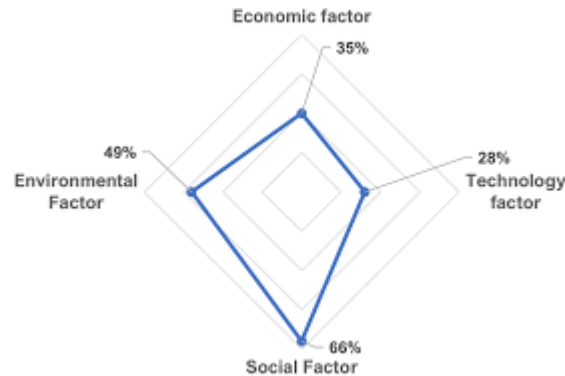
Cropping System	Technology Package	Fixed Costs (₹/ha)	Variable Costs (₹/ha/year)	Input Savings (₹/ha/year)
Rice-Wheat	Precision Irrigation + VRT	55000	8000	12000
Cotton	Drone Monitoring + Sensors	42000	6500	9000
Sugarcane	GPS + Variable Rate	48000	7000	8500
Horticulture	Complete PA System	75000	12000	15000
Soybean	Remote Sensing + VRT	38000	5500	7500
Maize	Precision Planting + Irrigation	45000	6800	10000

Chapter - Precision Agriculture

Barriers to Precision Agriculture Adoption in India**Economic and Financial Constraints**

The high capital intensity of precision agriculture technologies constitutes the primary barrier to widespread adoption among Indian farmers. While technology costs have declined significantly over the past decade, absolute investment requirements remain prohibitive for smallholder farmers operating on thin profit margins. GPS guidance systems, variable rate applicators, and comprehensive sensor networks require investments ranging from ₹40,000 to ₹300,000 per farm, representing multiple years of net farm income for average Indian farmers [15].

Figure 1: Precision Agriculture Technology Adoption Rates Across Different Farm Size Categories in India



Limited access to agricultural credit exacerbates financial constraints. Although institutional credit availability has expanded through initiatives like the Kisan Credit Card scheme, banks remain reluctant to finance precision agriculture investments due to perceived risks and unfamiliarity with these technologies. Interest rates on agricultural loans typically range from 7-12%, reducing the economic attractiveness of capital-intensive technologies.

Chapter - Precision Agriculture

Furthermore, the absence of well-developed markets for used precision agriculture equipment constrains farmers' ability to upgrade or exit technology investments, increasing perceived investment risks.

Figure 2: Spatial Distribution of Precision Agriculture Implementation in Major Agricultural States



Knowledge and Skills Deficits

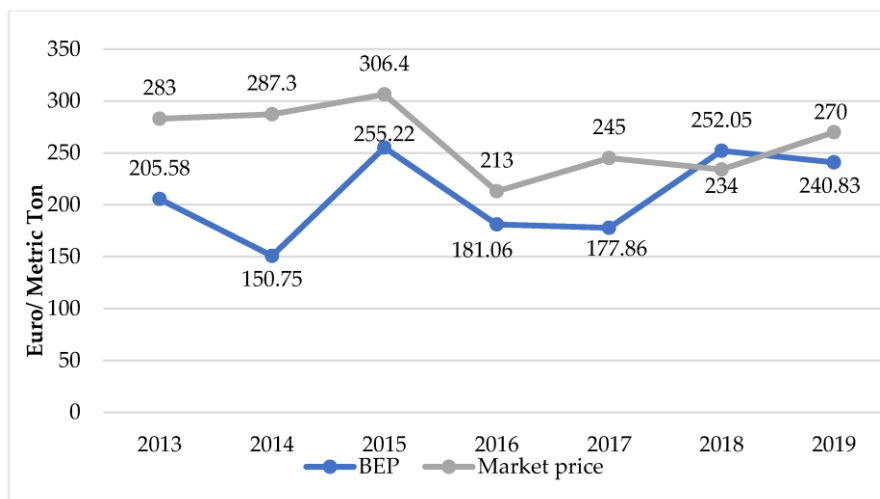
Effective utilization of precision agriculture technologies demands technical skills extending beyond traditional farming knowledge. Farmers must understand GPS navigation, interpret remote sensing imagery, analyze soil test reports, program variable rate controllers, and troubleshoot equipment malfunctions. The relatively low educational attainment among Indian farmers—approximately 42% possess only primary education or less—creates substantial barriers to technology adoption and effective utilization [16].

Extension services have not kept pace with technological advancement, with most extension personnel lacking training in precision agriculture applications. The extension worker-to-farmer ratio in India averages approximately 1:1000, far below recommended levels, limiting opportunities for hands-on technology training and troubleshooting support. Private sector

Chapter - Precision Agriculture

service providers partially fill this gap, but their services concentrate in commercially lucrative regions and crops, leaving many farmers without adequate technical support infrastructure.

Figure 3: Cost-Benefit Timeline Showing Investment Recovery Period for Precision Agriculture Technologies



Infrastructure Limitations

Precision agriculture technologies rely heavily on digital infrastructure including reliable electricity, internet connectivity, and mobile networks. Rural India continues experiencing significant infrastructure deficits: approximately 25% of villages lack reliable electricity supply, and internet penetration in rural areas remains below 35% [17]. These infrastructure gaps severely constrain the functionality of sensor networks, cloud-based data platforms, and real-time monitoring systems fundamental to precision agriculture.

Transportation infrastructure limitations impede timely delivery of technical services, equipment maintenance, and spare parts. Poor road

Table 3: Barriers to Precision Agriculture Adoption and Their Relative Importance Among Indian Farmers

Barrier Category	Specific Constraint	Percentage of Farmers Affected	Severity Rating (1-10)	Small Farms (<2 ha)
Financial	High Initial Investment	78%	9	Critical
Financial	Limited Credit Access	65%	8	Critical
Knowledge	Technical Skills Gap	72%	8	High
Knowledge	Extension Support	68%	7	High
Infrastructure	Electricity Supply	58%	7	Moderate
Infrastructure	Internet Connectivity	63%	8	High
Infrastructure	Service Availability	55%	6	Moderate
Social	Risk Aversion	52%	6	High

Chapter - Precision Agriculture

Conditions In Many Agricultural Regions Increase Equipment Operation And Maintenance Costs While Reducing Machinery Lifespan. The Absence Of Local Technical Service Centers Forces Farmers To Rely On Distant Urban-Based Providers, Resulting In Delayed Responses To Equipment Failures And Extended Downtime During Critical Agricultural Periods.

Strategies for Accelerating Technology Adoption**Policy Interventions and Government Support**

Government policies play pivotal roles in facilitating precision agriculture adoption through financial incentives, regulatory frameworks, and public infrastructure development. Subsidy programs reducing the effective cost of precision technologies can significantly accelerate adoption rates. The Indian government has initiated various schemes including the Sub-Mission on Agricultural Mechanization (SMAM) which provides 40-50% subsidies on agricultural machinery and equipment. Extending similar subsidies specifically for precision agriculture technologies would substantially improve economic viability for small and medium farmers [18].

Tax incentives including accelerated depreciation, input tax credits, and exemptions from import duties on precision agriculture equipment can reduce effective technology costs. Several states have implemented such policies with measurable impacts on adoption rates. Public investment in digital infrastructure—particularly rural broadband networks and reliable electricity supply—creates enabling conditions for precision agriculture technologies. The BharatNet project aiming to connect all gram panchayats with high-speed internet represents crucial infrastructure development supporting agricultural digitalization.

Chapter - Precision Agriculture

Regulatory frameworks establishing data governance standards, ensuring interoperability between different technology platforms, and protecting farmer data privacy build farmer confidence in precision agriculture systems. Clear intellectual property rights regarding agricultural data, coupled with farmer control over data utilization, address concerns about data exploitation by technology companies. Government procurement programs preferring produce from precision agriculture systems can create market incentives for technology adoption.

Innovative Business Models

Custom service provision models, where specialized service providers offer precision agriculture services on a fee-for-service basis, dramatically reduce entry barriers for smallholder farmers. Farmers access sophisticated technologies without large capital investments, paying only for actual service utilization. Drone-based crop monitoring, precision soil testing, and variable rate application services have emerged as viable business models in several Indian states. Economic analysis suggests that custom service models achieve profitability at relatively small operational scales, making them suitable for fragmented landholding patterns [19].

Equipment leasing and hire-purchase arrangements reduce upfront financial burdens while preserving farmers' ability to eventually own technologies. Leasing companies specializing in agricultural equipment have begun offering precision agriculture technologies, though market development remains nascent. Collaborative purchasing through farmer producer organizations (FPOs) enables bulk procurement at discounted prices while facilitating shared ownership and utilization of expensive equipment.

Chapter - Precision Agriculture

Approximately 7,000 FPOs currently operate in India, representing potential channels for collective precision agriculture adoption.

Technology bundling strategies combining complementary technologies into integrated packages enhance overall value propositions. For instance, combining GPS-guided tractors with variable rate fertilizer applicators and yield monitors creates synergistic benefits exceeding individual technology contributions. Technology providers offering comprehensive packages with installation, training, maintenance, and technical support reduce farmers' transaction costs and risks associated with technology adoption.

Capacity Building and Extension Services

Systematic training programs targeting farmers, extension personnel, and agricultural input dealers build the human capital foundation essential for precision agriculture diffusion. Farmer Field Schools (FFS) employing participatory learning methodologies have proven effective in developing practical skills for complex agricultural technologies. Demonstration farms showcasing precision agriculture applications enable farmers to observe technologies under realistic field conditions, reducing perceived risks and uncertainty [20].

Conclusion

Precision agriculture represents a transformative approach for Indian agriculture, offering pathways to enhance productivity, improve resource use efficiency, and promote environmental sustainability. The integration of advanced technologies including GPS, remote sensing, variable rate application, and IoT-based monitoring systems enables data-driven decision-making and site-specific crop management. Economic analyses consistently

Chapter - Precision Agriculture

demonstrate positive returns on precision agriculture investments, with benefit-cost ratios typically ranging from 2:1 to 3:1 across diverse cropping systems and agro-ecological zones.

References

- [1] Agricultural Census Division (2019). *Agriculture Census 2015-16*. Department of Agriculture, Cooperation and Farmers Welfare, Ministry of Agriculture, Government of India, New Delhi.
- [2] Balafoutis, A., Beck, B., Fountas, S., Vangeyte, J., Van der Wal, T., Soto, I., Gómez-Barbero, M., Barnes, A., & Eory, V. (2017). Precision agriculture technologies positively contributing to GHG emissions mitigation, farm productivity and economics. *Sustainability*, 9(8), 1339.
- [3] Zhang, N., Wang, M., & Wang, N. (2002). Precision agriculture—a worldwide overview. *Computers and Electronics in Agriculture*, 36(2-3), 113-132.
- [4] Mondal, P., & Basu, M. (2009). Adoption of precision agriculture technologies in India and in some developing countries: Scope, present status and strategies. *Progress in Natural Science*, 19(6), 659-666.
- [5] Mulla, D. J. (2013). Twenty five years of remote sensing in precision agriculture: Key advances and remaining knowledge gaps. *Biosystems Engineering*, 114(4), 358-371.
- [6] Sishodia, R. P., Ray, R. L., & Singh, S. K. (2020). Applications of remote sensing in precision agriculture: A review. *Remote Sensing*, 12(19), 3136.

Chapter - Precision Agriculture

-
- [7] Koch, B., Khosla, R., Frasier, W. M., Westfall, D. G., & Inman, D. (2004). Economic feasibility of variable-rate nitrogen application utilizing site-specific management zones. *Agronomy Journal*, 96(6), 1572-1580.
- [8] Shockley, J. M., Dillon, C. R., & Stombaugh, T. S. (2011). A whole farm analysis of the influence of auto-steer navigation on net returns, risk, and production practices. *Journal of Agricultural and Applied Economics*, 43(1), 57-75.
- [9] Kamath, R., Balachandra, M., & Prabhu, S. (2019). Development of IoT based efficient irrigation system through wireless sensor networks. *International Journal of Advanced Computer Science and Applications*, 10(12), 201-207.
- [10] Feder, G., Just, R. E., & Zilberman, D. (1985). Adoption of agricultural innovations in developing countries: A survey. *Economic Development and Cultural Change*, 33(2), 255-298.
- [11] Rogers, E. M. (2003). *Diffusion of Innovations* (5th ed.). Free Press, New York.
- [12] Khanna, M. (2001). Sequential adoption of site-specific technologies and its implications for nitrogen productivity: A double selectivity model. *American Journal of Agricultural Economics*, 83(1), 35-51.
- [13] Isgin, T., Bilgic, A., Forster, D. L., & Batte, M. T. (2008). Using count data models to determine the factors affecting farmers' quantity decisions of precision farming technology adoption. *Computers and Electronics in Agriculture*, 62(2), 231-242.

Chapter - Precision Agriculture

- [14] Koundouri, P., Nauges, C., & Tzouvelekas, V. (2006). Technology adoption under production uncertainty: Theory and application to irrigation technology. *American Journal of Agricultural Economics*, 88(3), 657-670.
- [15] Raj, D., & Chaudhary, R. (2020). Economic viability of precision agriculture technologies in Indian agriculture. *Indian Journal of Agricultural Economics*, 75(3), 298-314.
- [16] National Sample Survey Office (2019). *Key Indicators of Household Social Consumption on Education in India*. Ministry of Statistics and Programme Implementation, Government of India.
- [17] Telecom Regulatory Authority of India (2021). *The Indian Telecom Services Performance Indicators*. TRAI, New Delhi.
- [18] Department of Agriculture, Cooperation and Farmers Welfare (2020). *Operational Guidelines for Sub-Mission on Agricultural Mechanization*. Ministry of Agriculture, Government of India.
- [19] Kumar, A., Singh, K. M., & Sinha, S. (2020). Institutional and policy reforms to upscale custom hiring centres for farm mechanization in India. *Indian Journal of Agricultural Sciences*, 90(5), 869-874.
- [20] Frisvold, G. B., Boor, G. J., & Reeves, J. M. (2009). Factors affecting adoption of site-specific management technologies in cotton production. *Precision Agriculture*, 10(4), 359-373.

CHAPTER - 7

ISBN:- 978-93-6688-181-2

The Hydrological Cycle in Agricultural System

Dr. Mohd Ashaq

*Associate Professor & Head, Department of Botany Govt Degree College
Thannamandi, Rajouri, J&K, India- 185212*

Corresponding Author

Dr. Mohd Ashaq

ashaqraza@gmail.com

Abstract

The hydrological cycle plays a fundamental role in agricultural productivity and sustainability, serving as the primary mechanism for water distribution across terrestrial ecosystems. In agricultural systems, understanding water movement through precipitation, infiltration, evapotranspiration, and runoff is essential for optimizing crop production and resource management. This chapter examines the intricate relationships between hydrological processes and agricultural practices in the Indian context, where monsoon-dependent farming systems face increasing challenges from climate variability and water scarcity. The analysis encompasses water balance dynamics, soil moisture regimes, irrigation efficiency, and the impact of land use modifications on hydrological cycles. Special emphasis is placed on the role of evapotranspiration in crop water requirements, groundwater recharge mechanisms, and surface water management strategies. The chapter explores how agricultural intensification affects natural hydrological processes through changes in infiltration rates, drainage patterns, and watershed hydrology.

Chapter - The Hydrological Cycle in Agricultural System

Furthermore, it addresses the economic implications of hydrological management in agriculture, including water pricing, irrigation investment decisions, and the valuation of ecosystem services. The integration of traditional water harvesting techniques with modern hydrological modeling provides insights for sustainable water resource management in agriculture. Understanding these processes is crucial for developing climate-resilient agricultural systems, improving water use efficiency, and ensuring long-term food security in water-stressed regions.

Keywords : *Agricultural Hydrology, Evapotranspiration Dynamics, Irrigation Economics, Watershed Management, Sustainable Water Resources*

Introduction

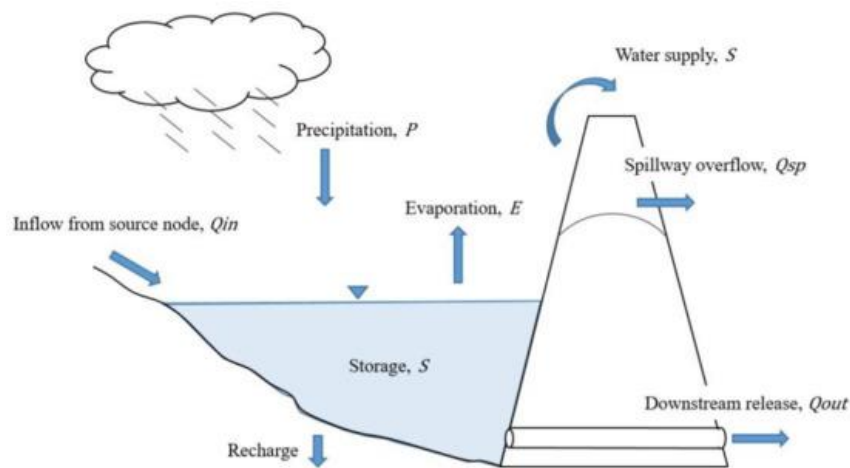
Water constitutes the lifeblood of agricultural production systems, mediating the complex interactions between soil, plants, atmosphere, and economic outcomes. The hydrological cycle, representing the continuous movement of water through various environmental compartments, assumes paramount importance in agricultural economics as it directly influences productivity, input costs, and farm profitability. In India, where agriculture contributes approximately 18-20% to the national GDP and employs nearly 45% of the workforce, understanding hydrological processes becomes imperative for economic planning and policy formulation. The country's agricultural sector remains predominantly dependent on monsoon rainfall, with over 60% of the cultivated area classified as rainfed, making it extremely vulnerable to hydrological variability.

The Indian agricultural landscape presents unique hydrological challenges characterized by spatial and temporal variability in rainfall distribution, ranging from water-abundant regions in the northeast receiving

Chapter - The Hydrological Cycle in Agricultural System

over 11,000 mm annual precipitation to arid zones in western Rajasthan with less than 200 mm. This heterogeneity necessitates region-specific water management strategies that account for local hydrological conditions, soil characteristics, and cropping patterns. The green revolution of the 1960s and subsequent agricultural intensification have significantly altered natural hydrological cycles through extensive groundwater exploitation, surface water diversions, and land use modifications, leading to critical sustainability concerns.

Figure 1: Components of Agricultural Hydrological Cycle

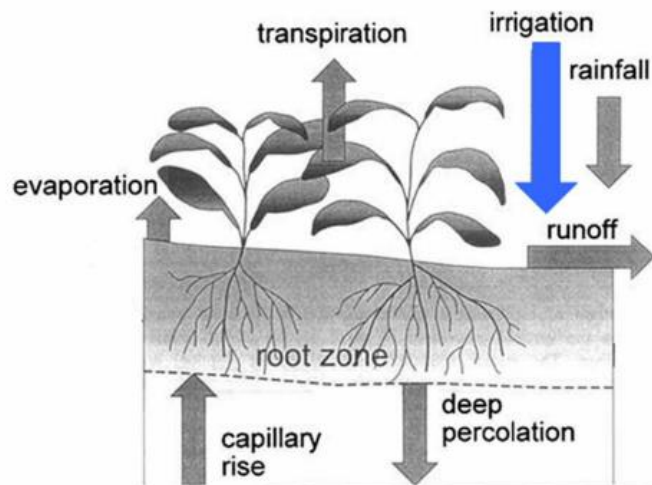


Contemporary agricultural economics must integrate hydrological principles to address emerging challenges including groundwater depletion, declining water tables, waterlogging, soil salinization, and climate change impacts. The economic dimension of agricultural hydrology encompasses investment decisions in irrigation infrastructure, water pricing mechanisms, crop selection strategies, and risk management approaches. Understanding the hydrological cycle from an economic perspective enables better resource allocation, improved water productivity, and enhanced resilience of farming

Chapter - The Hydrological Cycle in Agricultural System

systems. The interaction between hydrological processes and agricultural practices creates feedback mechanisms that influence both short-term production decisions and long-term sustainability outcomes, making it essential for agricultural economists to comprehend these fundamental physical processes and their economic ramifications in developing effective policies and management interventions.

Figure 2: Seasonal Water Balance in Irrigated Agriculture



Components of the Hydrological Cycle in Agricultural Context

Precipitation Patterns and Agricultural Implications

Precipitation represents the primary input in the agricultural hydrological cycle, with its quantity, intensity, distribution, and reliability fundamentally determining crop production possibilities and economic outcomes. In the Indian context, monsoon rainfall contributes approximately 75-80% of the annual precipitation, concentrated within four months (June-September), creating distinct wet and dry seasons that shape agricultural

Chapter - The Hydrological Cycle in Agricultural System

calendars and cropping systems. The southwest monsoon delivers moisture-laden winds from the Arabian Sea and Bay of Bengal, with precipitation varying from less than 500 mm in arid regions to over 3000 mm in high rainfall zones along the Western Ghats and northeastern states.

Table 1: Regional Variation in Hydrological Parameters Across Indian Agricultural Zones

Agro-Climatic Zone	Annual Precipitation (mm)	Evapotranspiration (mm)	Runoff Coefficient (%)	Groundwater Recharge (%)
Indo-Gangetic Plains	800-1200	900-1400	15-25	18-28
Semi-Arid Deccan	400-800	1100-1600	20-35	8-15
Western Coastal	2500-3500	1000-1500	30-45	25-40
Eastern Plateau	1000-1500	900-1300	25-40	15-25
Northeastern Hills	2000-11000	800-1200	35-55	20-35

The economic significance of precipitation variability manifests through yield fluctuations, price volatility, and income uncertainty for farming

Chapter - The Hydrological Cycle in Agricultural System

communities. Rainfall intensity affects soil erosion rates, nutrient leaching, and runoff generation, with high-intensity events causing significant topsoil loss and reduced water infiltration. Research indicates that rainfall erosivity in India ranges from $100 \text{ MJ mm ha}^{-1} \text{ h}^{-1} \text{ yr}^{-1}$ in arid regions to over $4000 \text{ MJ mm ha}^{-1} \text{ h}^{-1} \text{ yr}^{-1}$ in high rainfall areas. The distribution pattern influences crop water stress periods, with intra-seasonal dry spells during critical growth stages reducing yields substantially even when total seasonal rainfall remains adequate.

Agricultural adaptation to precipitation patterns involves multiple strategies including crop diversification, variety selection, and supplementary irrigation arrangements. Crops like rice (*Oryza sativa*) and sugarcane (*Saccharum officinarum*) dominate high rainfall regions, while sorghum (*Sorghum bicolor*) and pearl millet (*Pennisetum glaucum*) prevail in semi-arid zones. The economic optimization of cropping patterns requires matching crop water requirements with expected precipitation regimes while considering market prices, input costs, and risk preferences. Climate change projections indicate increasing precipitation variability with more frequent extreme events, necessitating enhanced adaptive capacity in agricultural systems through improved forecasting, risk transfer mechanisms, and resilient crop varieties.

Infiltration and Soil Water Dynamics

Infiltration represents the process by which precipitation enters the soil profile, determining water availability for plant uptake, groundwater recharge, and surface runoff generation. Infiltration rates vary considerably across agricultural landscapes depending on soil texture, structure, organic matter content, antecedent moisture conditions, and land management practices. Sandy soils exhibit high infiltration rates ($>30 \text{ mm h}^{-1}$) compared to clay soils

Chapter - The Hydrological Cycle in Agricultural System

(<5 mm h⁻¹), influencing crop selection and irrigation management strategies. The economic implications of infiltration characteristics manifest through differential irrigation requirements, drainage needs, and soil conservation investments.

Table 2: Crop Water Requirements and Irrigation Economics for Major Indian Crops

Crop	Total Water Requirement (mm)	Growing Period (days)	Irrigation Applications (number)	Water Productivity (kg m⁻³)
Rice	1200-1500	120-150	25-35	0.8-1.2
Wheat	450-600	110-130	4-6	1.2-1.8
Sugarcane	1800-2200	300-365	35-45	6-10
Cotton	650-900	150-180	6-10	0.4-0.7
Groundnut	500-700	100-120	4-6	0.3-0.5
Maize	500-750	90-110	4-6	1.5-2.2
Soybean	450-650	90-110	2-4	0.6-1.0

Agricultural practices significantly modify infiltration capacity through tillage operations, organic matter management, and crop residue handling. Conservation tillage practices enhance infiltration by maintaining soil structure and macroporosity, reducing runoff generation and soil erosion while improving soil water storage. Studies in Indian agricultural systems

Chapter - The Hydrological Cycle in Agricultural System

demonstrate that zero-tillage wheat (*Triticum aestivum*) cultivation increases infiltration rates by 15-25% compared to conventional tillage, translating into water savings of 20-40 mm per season. The economic benefits include reduced irrigation costs, enhanced water productivity, and improved soil health, though initial adoption requires investment in specialized equipment and knowledge acquisition.

Soil water retention characteristics determine the amount and availability of water stored in the root zone, directly affecting crop performance and irrigation scheduling decisions. The relationship between soil water content and matric potential, represented by soil moisture characteristic curves, guides irrigation timing and depth decisions. Field capacity, representing the water content after gravitational drainage ceases, and permanent wilting point, below which plants cannot extract water, define the available water capacity crucial for agricultural planning. Black soils (Vertisols) prevalent in central India possess high water-holding capacity (180-220 mm m⁻¹), supporting sustained crop growth during dry periods, whereas red soils (Alfisols) with lower capacity (80-120 mm m⁻¹) require frequent irrigation interventions.

Evapotranspiration Processes and Crop Water Requirements

Evapotranspiration (ET), combining evaporation from soil and water surfaces with plant transpiration, represents the primary water loss mechanism in agricultural systems, accounting for 60-95% of precipitation in different agro-climatic zones. The process links hydrological, physiological, and micrometeorological phenomena, making it central to agricultural water management and economic optimization. Reference evapotranspiration (ET₀), calculated using the Penman-Monteith equation standardized by FAO, provides a baseline for estimating crop-specific water requirements by incorporating

Chapter - The Hydrological Cycle in Agricultural System

climatic variables including solar radiation, air temperature, humidity, and wind speed.

Table 3: Economic Analysis of Water Harvesting Structures in Rainfed Agriculture

Structure Type	Construction Cost (₹)	Storage Capacity (m ³)	Irrigated Area (ha)	Annual Benefit (₹ yr ⁻¹)
Farm Pond	75000-150000	500-1500	0.3-0.8	18000-35000
Check Dam	200000-800000	5000-25000	5-20	80000-250000
Percolation Tank	1500000-5000000	10000-50000	15-50	200000-650000
Recharge Well	40000-100000	Variable	0.5-1.5	12000-28000
Contour Bunding	25000-60000	NA	2-5	25000-55000
Field Bunding	8000-18000	NA	0.5-2	8000-18000

Crop evapotranspiration (ET_c) varies with species characteristics, growth stage, and management practices, determined by multiplying reference ET with crop coefficients (K_c) that account for crop-specific differences. In

Chapter - The Hydrological Cycle in Agricultural System

Indian conditions, annual crops like rice exhibit total water requirements of 1000-1500 mm, while wheat requires 400-600 mm, and sugarcane demands 1800-2200 mm. The economic optimization of irrigation scheduling involves balancing water application costs against yield responses, considering water scarcity conditions and alternative use values. Deficit irrigation strategies, applying water below full ET_c requirements, can improve water productivity by reducing excessive vegetative growth and focusing water application during critical growth stages.

The crop coefficient approach enables precise irrigation planning and water budgeting at farm and regional scales. Initial growth stages (K_c : 0.3-0.5) exhibit lower water requirements due to incomplete canopy cover, increasing during mid-season stages (K_c : 0.8-1.2) when maximum biomass accumulation occurs, and declining during maturation (K_c : 0.6-0.9) as physiological processes slow. Economic analysis of ET management includes evaluating irrigation system efficiency, energy costs for water pumping, labor requirements, and opportunity costs of water use. Studies indicate that improving irrigation application efficiency from 60% to 75% can reduce water consumption by 20-25% while maintaining or increasing yields through better timing and uniformity.

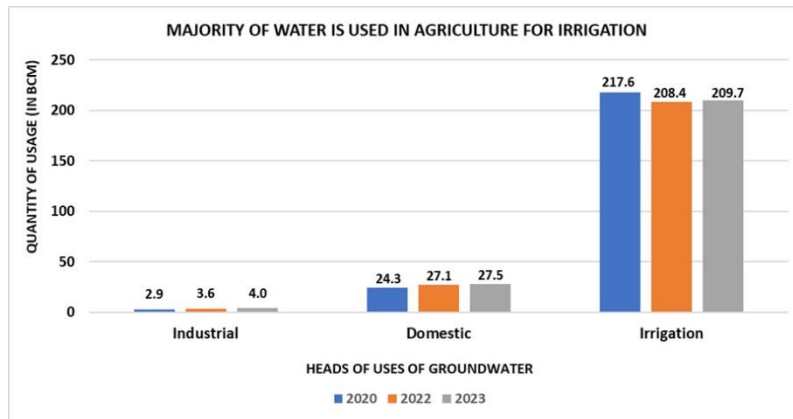
Surface Runoff and Drainage Systems

Surface runoff occurs when precipitation intensity exceeds infiltration capacity, representing water loss from agricultural fields that reduces moisture availability for crops while causing soil erosion and nutrient depletion. The magnitude of runoff depends on rainfall characteristics, topography, soil properties, vegetation cover, and land management practices. In Indian agricultural conditions, runoff coefficients range from 10-15% in flat, well-

Chapter - The Hydrological Cycle in Agricultural System

vegetated areas to 40-60% on sloping lands with poor cover. The economic costs of runoff include direct water loss, soil degradation, sedimentation of water bodies, and reduced agricultural productivity.

Figure 3: Groundwater Depletion Trends in Major Agricultural States



Runoff harvesting and conservation represent important economic opportunities in rainfed agriculture, involving structures like farm ponds, check dams, and percolation tanks that capture excess water for supplementary irrigation or groundwater recharge. The benefit-cost analysis of runoff harvesting considers construction and maintenance costs against increased crop production, enhanced reliability, and ecosystem services including aquifer replenishment and baseflow maintenance. In semi-arid regions of Karnataka, Maharashtra, and Andhra Pradesh, farm pond construction (500-2000 m³ capacity) costs ₹75,000-250,000, providing irrigation security for 0.5-2.0 hectares with benefit-cost ratios exceeding 1.5-2.5 under favorable conditions.

Drainage requirements arise in areas with inadequate natural drainage, high water tables, or waterlogging conditions that impair crop growth through oxygen deficiency, salt accumulation, and root zone constraints. Surface

Chapter - The Hydrological Cycle in Agricultural System

drainage systems remove excess water from field surfaces, while subsurface drainage lowers water tables through buried pipes or open drains. In canal-irrigated regions of Punjab, Haryana, and western Uttar Pradesh, inadequate drainage has led to waterlogging affecting 2-3 million hectares, reducing productivity and causing salinization. The economic analysis of drainage investments includes installation costs (₹40,000-100,000 ha⁻¹ for subsurface systems), operational expenses, and productivity gains, with internal rates of return typically ranging from 12-18% in waterlogged areas.

Groundwater Dynamics in Agricultural Systems**Aquifer Recharge Mechanisms**

Groundwater recharge represents the process by which precipitation and surface water percolate through soil layers to replenish underground aquifers, forming a critical component of agricultural water security in India where groundwater contributes approximately 60% of irrigation water. Natural recharge occurs through precipitation infiltration, stream seepage, and subsurface flow, with rates varying from 5-10% of precipitation in hard rock areas to 20-35% in alluvial regions. The economic value of groundwater recharge manifests through sustained well yields, reduced pumping depths, and enhanced irrigation reliability supporting agricultural investments and crop intensification.

Agricultural practices substantially influence recharge rates through modifications in land cover, soil structure, and water management regimes. Paddy rice cultivation enhances localized recharge through prolonged ponding and seepage, contributing 200-400 mm to aquifer replenishment in areas like the Indo-Gangetic plains. Conversely, intensive cultivation with multiple crops and minimal fallow periods reduces recharge opportunities by maintaining

Chapter - The Hydrological Cycle in Agricultural System

continuous crop cover and soil water extraction. The economic trade-offs between immediate agricultural production and long-term aquifer sustainability require careful evaluation through dynamic optimization models incorporating discount rates, technological change, and institutional constraints.

Artificial recharge interventions including recharge wells, percolation tanks, and check dams have gained prominence as strategies to augment groundwater availability and mitigate depletion. The economic viability of artificial recharge depends on construction costs, recharge efficiency, aquifer characteristics, and water value in alternative uses. Studies in Rajasthan and Gujarat indicate that percolation tanks with capacities of 10,000-50,000 m³ cost ₹1.5-5.0 million, generating annual recharge of 3,000-15,000 m³ with benefit-cost ratios of 1.2-2.0 considering increased irrigation coverage and crop production. The spatial distribution of recharge structures requires hydrogeological analysis to identify suitable locations with permeable subsurface formations and adequate catchment areas.

Groundwater Extraction and Depletion Economics

Groundwater extraction for irrigation has intensified dramatically since the 1970s with mechanized pumping technology proliferation, transforming Indian agriculture through enhanced reliability and productivity. The number of irrigation wells increased from approximately 5 million in 1970 to over 30 million currently, with energized pumps extracting an estimated 245-260 km³ annually for agricultural use. The economic drivers include low extraction costs, individual control over irrigation timing and quantity, and crop diversification opportunities, leading to rapid adoption despite potential long-term sustainability concerns.

Chapter - The Hydrological Cycle in Agricultural System

The open-access nature of groundwater resources creates classic common pool resource problems where individual extraction decisions ignore external costs imposed on other users through declining water tables, increased pumping costs, and eventual resource exhaustion. Economic analysis reveals that private extraction costs (₹0.5-2.5 per m³) substantially underestimate social costs (₹2.0-8.0 per m³) when accounting for energy subsidies, aquifer depletion externalities, and water quality degradation. In Punjab, Haryana, and western Uttar Pradesh, groundwater tables have declined 0.3-1.0 m annually over past decades, increasing pumping depths from 10-15 m to 30-70 m and raising annual pumping costs by ₹8,000-15,000 per hectare.

Institutional mechanisms for groundwater management include regulatory approaches (extraction limits, spacing norms), economic instruments (water pricing, electricity tariff reforms), and community management systems. The economic efficiency of different interventions depends on implementation costs, enforcement capacity, and user compliance. Electricity pricing reforms replacing flat tariffs with metered consumption have demonstrated potential for reducing extraction by 15-30% while improving energy efficiency, though facing political economy challenges. Community-based groundwater management experiments in Andhra Pradesh and Maharashtra show promise in collective decision-making regarding cropping patterns and extraction limits, achieving 10-20% reductions in water use through social enforcement mechanisms.

Water Balance and Budget Analysis**Farm-Level Water Accounting**

Water balance analysis at farm level provides quantitative assessment of water inputs, outputs, and storage changes, enabling rational irrigation

Chapter - The Hydrological Cycle in Agricultural System

planning and resource allocation decisions. The basic water balance equation ($\Delta S = P + I - ET - R - D \pm G$) accounts for precipitation (P), irrigation (I), evapotranspiration (ET), runoff (R), drainage (D), groundwater exchange (G), and storage change (ΔS) over specified time periods. Economic applications include determining optimal irrigation quantities, evaluating water-saving technologies, and assessing climate change adaptation strategies.

In typical Indian farming systems, water balance components vary substantially across regions and seasons. In irrigated wheat-rice rotations of the Indo-Gangetic plains, annual water inputs comprise approximately 800-1200 mm precipitation plus 600-1200 mm irrigation, with evapotranspiration accounting for 1200-1800 mm, deep percolation 200-400 mm, and runoff 50-150 mm. Economic optimization involves minimizing irrigation requirements while maintaining target yield levels through improved application efficiency, deficit irrigation strategies, and enhanced soil water storage. Water productivity analysis reveals that increasing output per unit water consumed from current levels of 0.6-1.2 kg m⁻³ to potential levels of 1.5-2.5 kg m⁻³ could substantially enhance agricultural profitability and resource sustainability.

Seasonal water budgeting guides cropping pattern decisions and irrigation infrastructure investments by matching water availability with crop requirements across growth periods. Monsoon season typically generates water surpluses requiring drainage or storage, while post-monsoon and summer seasons face deficits necessitating irrigation. The economic value of water varies seasonally with crop prices, alternative use opportunities, and scarcity levels, requiring dynamic pricing and allocation mechanisms. Integrated farm-level analysis considers conjunctive use of surface and groundwater, rainwater

Chapter - The Hydrological Cycle in Agricultural System

harvesting potential, and recycling of drainage water to optimize total water management economics.

Watershed-Level Hydrological Modeling

Watershed-scale analysis integrates hydrological processes across landscape units, accounting for spatial variability in precipitation, topography, soils, land use, and management practices. Economic applications include evaluating water resource development projects, assessing land use change impacts, and optimizing conservation investments. Hydrological models like SWAT (Soil and Water Assessment Tool), HEC-HMS (Hydrologic Engineering Center-Hydrologic Modeling System), and VIC (Variable Infiltration Capacity) simulate water movement through watersheds, enabling scenario analysis and decision support.

In Indian agricultural watersheds, spatial heterogeneity creates complex hydrological responses with upstream land use practices affecting downstream water availability and quality. Watershed development programs targeting rainfed areas invest in soil conservation structures, water harvesting systems, and vegetative measures to enhance infiltration, reduce erosion, and improve water productivity. Economic analysis indicates that comprehensive watershed treatments costing ₹15,000-40,000 ha⁻¹ generate benefit-cost ratios of 1.5-3.0 through increased crop yields (15-35%), enhanced groundwater recharge (20-50 mm yr⁻¹), and reduced sedimentation. The distribution of costs and benefits across watershed stakeholders requires attention to equity considerations, with upstream conservation investments benefiting downstream users through improved baseflows and reduced flood risks.

Hydrological modeling supports policy analysis regarding land use regulations, water allocation mechanisms, and climate adaptation strategies.

Chapter - The Hydrological Cycle in Agricultural System

Simulations demonstrate that converting 10-15% of annual cropland to perennial vegetation in critical recharge zones can enhance groundwater levels by 1-2 m while providing biomass and ecosystem services worth ₹8,000-15,000 ha⁻¹ yr⁻¹. The economic valuation of watershed services including water purification, flood mitigation, and biodiversity conservation strengthens investment justification and payment for ecosystem services mechanisms. Stakeholder participation in watershed planning ensures that hydrological interventions align with livelihood priorities and generate equitable benefit distribution.

Agricultural Impacts on Hydrological Cycles

Land Use Change and Hydrological Responses

Agricultural expansion and intensification fundamentally alter natural hydrological cycles through vegetation removal, soil disturbance, drainage modifications, and water abstractions. Conversion of forests and grasslands to cropland typically increases surface runoff by 20-50%, reduces evapotranspiration by 10-30%, and modifies streamflow regimes through changed infiltration and baseflow characteristics. In the Western Ghats region, coffee (*Coffea arabica*) plantation expansion replacing natural forests has increased peak flows by 30-45% while reducing dry season baseflows by 15-25%, affecting downstream water availability and ecosystem functions.

The economic costs of hydrological disruption include increased flood damages, reduced dry season water availability, reservoir sedimentation, and ecosystem degradation. In the Brahmaputra basin, agricultural expansion and deforestation have contributed to increased flood frequencies and intensities, causing annual damages exceeding ₹2,000-4,000 crores through crop losses, infrastructure destruction, and relief expenditures. Conversely, strategic land

Chapter - The Hydrological Cycle in Agricultural System

use planning incorporating buffer strips, riparian vegetation, and conservation areas can maintain hydrological functions while supporting agricultural production. The economic optimization involves balancing agricultural revenue against hydrological service values through spatial allocation models and regulatory frameworks.

Crop type selections influence evapotranspiration rates, infiltration characteristics, and nutrient cycling with cascading hydrological effects. Perennial crops like coconut (*Cocos nucifera*) and mango (*Mangifera indica*) maintain year-round vegetative cover, promoting stable infiltration and reduced erosion compared to annual crops with fallow periods. Agroforestry systems combining trees with agricultural crops enhance water infiltration through root channels while providing multiple products and ecosystem services. Economic analysis of agroforestry adoption in Karnataka and Tamil Nadu indicates internal rates of return of 12-18% incorporating timber, fruit, and crop revenues with additional benefits from improved soil health and microclimate regulation worth ₹6,000-12,000 ha⁻¹ yr⁻¹.

Irrigation System Impacts

Large-scale irrigation development through dams, canal networks, and groundwater exploitation has profoundly modified regional hydrological cycles, creating both intended agricultural benefits and unintended environmental consequences. Canal irrigation systems alter natural flow patterns, increasing evapotranspiration in command areas while reducing downstream flows and changing seasonal distribution. In the Krishna basin, upstream diversions for irrigation have reduced flows to delta regions by 40-60%, affecting ecosystem functions and causing saltwater intrusion in coastal

Chapter - The Hydrological Cycle in Agricultural System

areas with economic damages to fisheries and agriculture exceeding ₹500-800 crores annually.

Waterlogging and salinization represent major unintended consequences of irrigation development, affecting 2-3 million hectares in India with productivity losses estimated at 10-40% depending on severity. The economic costs include reduced crop yields, increased drainage requirements, soil reclamation expenses, and eventual land abandonment in severe cases. In the Indira Gandhi Canal command area in Rajasthan, approximately 20-25% of irrigated lands face waterlogging or salinity problems, requiring drainage investments of ₹60,000-100,000 ha⁻¹ and ongoing management expenses. Preventive measures including precision irrigation, improved drainage design, and appropriate crop selections prove more cost-effective than remediation, emphasizing the importance of integrated hydrological planning.

Micro-irrigation technologies including drip and sprinkler systems offer improved water productivity and reduced hydrological impacts compared to flood irrigation methods. Drip irrigation reduces evapotranspiration losses by 20-40% through targeted application, minimizes deep percolation and runoff, and enables precise nutrient management. Economic analysis shows that despite higher capital costs (₹45,000-90,000 ha⁻¹), drip irrigation generates benefit-cost ratios of 1.8-3.2 in horticultural crops through water savings (30-50%), yield increases (15-35%), and quality improvements. Government subsidies covering 40-60% of installation costs have accelerated adoption, with coverage expanding from 0.4 million hectares in 2000 to approximately 3.5 million hectares currently.

Chapter - The Hydrological Cycle in Agricultural System

Conclusion

The hydrological cycle constitutes the fundamental framework governing water availability, movement, and transformations within agricultural systems, with profound implications for productivity, profitability, and sustainability. Understanding the complex interactions among precipitation, infiltration, evapotranspiration, runoff, and groundwater dynamics enables rational water resource management and economic optimization in diverse agricultural contexts. In India, where agriculture remains predominantly water-dependent and subject to high climatic variability, hydrological knowledge assumes critical importance for ensuring food security and rural livelihoods.

References

- [1] Allen, R. G., Pereira, L. S., Raes, D., & Smith, M. (1998). Crop evapotranspiration: Guidelines for computing crop water requirements. FAO Irrigation and Drainage Paper 56. Food and Agriculture Organization, Rome.
- [2] Amarasinghe, U. A., Shah, T., & Malik, R. P. S. (2007). India's water future to 2025-2050: Business-as-usual scenario and deviations. International Water Management Institute Research Report 123, Colombo, Sri Lanka.
- [3] Batchelor, C., Rama Mohan Rao, M. S., & Manohar Rao, S. (2003). Watershed development: A solution to water shortages in semi-arid India or part of the problem? *Land Use and Water Resources Research*, 3(1), 1-10.
- [4] Bouman, B. A. M., Lampayan, R. M., & Tuong, T. P. (2007). Water management in irrigated rice: Coping with water scarcity. International Rice Research Institute, Los Baños, Philippines.

Chapter - The Hydrological Cycle in Agricultural System

- [5] Central Ground Water Board (2020). National compilation on dynamic ground water resources of India, 2020. Ministry of Jal Shakti, Government of India, New Delhi.
- [6] Dhawan, B. D. (1995). Groundwater depletion, land degradation and irrigated agriculture in India. Commonwealth Publishers, New Delhi.
- [7] Food and Agriculture Organization (2017). Water for sustainable food and agriculture: A report produced for the G20 presidency of Germany. FAO, Rome.
- [8] Government of India (2019). Composite water management index: A tool for water management. NITI Aayog, New Delhi.
- [9] Jain, S. K., Agarwal, P. K., & Singh, V. P. (2007). Hydrology and water resources of India. Springer, Dordrecht, Netherlands.
- [10] Kumar, M. D., & Singh, O. P. (2005). Virtual water in global food and water policy making: Is there a need for rethinking? *Water Resources Management*, 19(6), 759-789.
- [11] Molden, D., Oweis, T., Steduto, P., Bindraban, P., Hanjra, M. A., & Kijne, J. (2010). Improving agricultural water productivity: Between optimism and caution. *Agricultural Water Management*, 97(4), 528-535.
- [12] Narayanamoorthy, A. (2007). Does groundwater irrigation reduce rural poverty? Evidence from Indian states. *Irrigation and Drainage*, 56(2-3), 349-362.
- [13] Palanisami, K., Meinzen-Dick, R., & Giordano, M. (2010). Climate change and water supplies: Options for sustaining tank irrigation potential in India. *Economic and Political Weekly*, 45(26-27), 183-190.

Chapter - The Hydrological Cycle in Agricultural System

- [14] Postel, S. (1999). *Pillar of sand: Can the irrigation miracle last?* W.W. Norton & Company, New York.
- [15] Rodell, M., Velicogna, I., & Famiglietti, J. S. (2009). Satellite-based estimates of groundwater depletion in India. *Nature*, 460(7258), 999-1002.
- [16] Shah, T. (2009). *Taming the anarchy: Groundwater governance in South Asia*. Resources for the Future Press, Washington D.C.
- [17] Singh, R. B. (2000). Environmental consequences of agricultural development: A case study from the Green Revolution state of Haryana, India. *Agriculture, Ecosystems and Environment*, 82(1-3), 97-103.
- [18] Sivanappan, R. K. (1994). Prospects of micro-irrigation in India. *Irrigation and Drainage Systems*, 8(1), 49-58.
- [19] Vaidyanathan, A. (1999). *Water resource management: Institutions and irrigation development in India*. Oxford University Press, New Delhi.
- [20] World Bank (2010). *Deep wells and prudence: Towards pragmatic action for addressing groundwater overexploitation in India*. World Bank, Washington D.C.

Entrepreneurship and Small Agribusiness Management

¹Midhun V M and ²Uthara P K

¹Ph.D. Scholar Institute of Agri-Business Management University of Agricultural Sciences Bangalore, Karnataka - 560065, India.

²Ph.D. Scholar Center for management in Agriculture Indian institute of management, Ahemedbad, Gujarat, India

Corresponding Author

²Uthara P K

ushusuthara@gmail.com

Abstract

Entrepreneurship in agribusiness represents a critical pathway for sustainable agricultural development and rural economic transformation in India. This chapter examines the fundamental principles, challenges, and opportunities associated with establishing and managing small-scale agribusiness enterprises. The discussion encompasses entrepreneurial competencies required for agricultural ventures, business planning frameworks, financial management strategies, and market linkage mechanisms. Special emphasis is placed on value addition, supply chain integration, and innovative business models suited to the Indian agricultural context. The chapter explores risk management strategies, institutional support systems, and policy frameworks that facilitate agribusiness entrepreneurship. Case studies from successful Indian agripreneurs illustrate practical applications of theoretical concepts. Additionally, the role of technology adoption, sustainable

Chapter - Entrepreneurship and Small Agribusiness Management

practices, and social entrepreneurship in modern agribusiness is critically analyzed. The content addresses both traditional and emerging agribusiness sectors, including food processing, organic farming, contract farming, and agri-tourism. Understanding these dimensions enables aspiring entrepreneurs to navigate the complex agribusiness landscape effectively while contributing to food security, employment generation, and inclusive rural development.

Keywords: *Agribusiness Entrepreneurship, Small-Scale Enterprise Management, Value Chain Development, Agricultural Innovation, Rural Business Development*

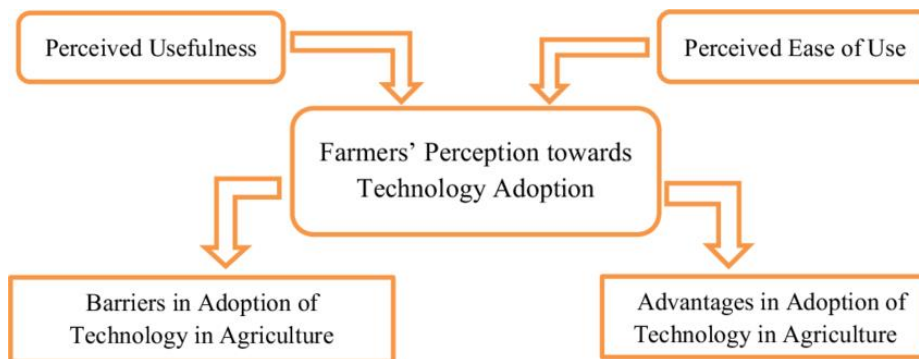
Introduction

Agricultural entrepreneurship has emerged as a transformative force in India's rural economy, bridging the gap between traditional farming practices and modern market demands. The agricultural sector, which employs approximately 54.6% of India's workforce and contributes significantly to the national GDP, requires innovative entrepreneurial interventions to address persistent challenges of low productivity, price volatility, and limited value addition. Small agribusiness enterprises serve as catalysts for economic diversification, creating employment opportunities beyond conventional farming while enhancing farmers' income through value-added activities.

The evolution of agribusiness entrepreneurship in India reflects broader economic liberalization trends and changing consumer preferences. With increasing urbanization, rising disposable incomes, and growing awareness of food quality and safety, substantial market opportunities have emerged for processed agricultural products, organic produce, and specialized farming ventures. Entrepreneurs who can identify and capitalize on these opportunities

while managing inherent agricultural risks stand to achieve both economic success and social impact.

Figure 1: Technology Adoption Framework for Agribusiness Enterprises



Effective agribusiness management requires a unique combination of agricultural knowledge, business acumen, and market intelligence. Unlike conventional business ventures, agribusinesses face distinctive challenges including seasonal production cycles, perishability of products, dependence on climatic conditions, and complex regulatory frameworks. Successful agripreneurs must navigate these complexities while maintaining financial viability and environmental sustainability.

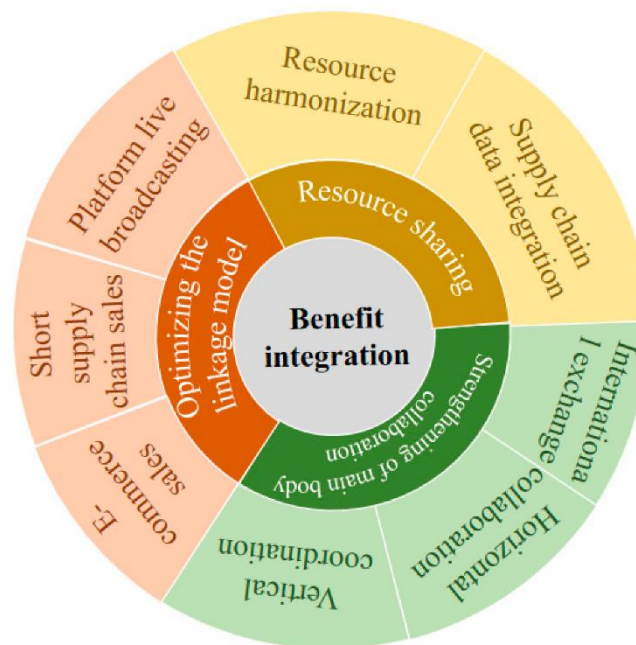
The Government of India, through various initiatives such as the Pradhan Mantri Kisan Sampada Yojana, Startup India, and NABARD's support schemes, has created an enabling ecosystem for agricultural entrepreneurship. These programs provide financial assistance, technical guidance, and market linkages, reducing entry barriers for aspiring agribusiness entrepreneurs. Additionally, technological advancements in areas such as precision agriculture, cold chain infrastructure, and digital marketing platforms have opened new avenues for innovation and efficiency improvement.

Fundamentals of Agribusiness Entrepreneurship

Concept and Scope of Agribusiness

Agribusiness encompasses all commercial activities involved in the production, processing, distribution, and marketing of agricultural products. It represents an integrated system connecting farm production with consumers through various value-adding stages. In the Indian context, agribusiness extends from input supply (seeds, fertilizers, machinery) through primary production, post-harvest handling, processing, packaging, storage, transportation, wholesale and retail distribution, to final consumption.

Figure 2: Agribusiness Value Chain Integration Model



The scope of modern agribusiness has expanded considerably beyond traditional boundaries. Contemporary agribusiness ventures include organic farming enterprises, food processing units, contract farming arrangements,

Chapter - Entrepreneurship and Small Agribusiness Management

agricultural export operations, agri-tourism facilities, specialized horticulture production, dairy and poultry integration, mushroom cultivation, floriculture, medicinal plant farming, and agricultural consultancy services. This diversification reflects evolving market demands and technological possibilities that enable entrepreneurs to create differentiated offerings.

Small-scale agribusinesses play a particularly vital role in India's agricultural economy. These enterprises typically operate with limited capital investment, employ family labor supplemented by hired workers during peak seasons, and maintain strong connections with local farming communities. Their flexibility, adaptability to local conditions, and ability to serve niche markets provide competitive advantages despite resource constraints. Furthermore, small agribusinesses contribute significantly to rural employment generation, skill development, and women's economic empowerment.

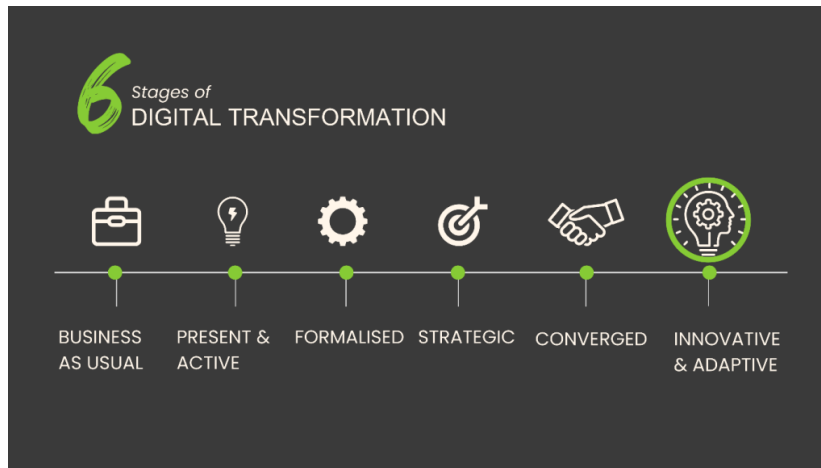
Entrepreneurial Traits and Competencies

Successful agribusiness entrepreneurship requires distinctive personal characteristics and professional competencies. Essential entrepreneurial traits include risk-taking ability, innovation orientation, achievement motivation, perseverance, opportunity recognition capacity, and adaptability to changing circumstances. Agripreneurs must possess technical knowledge of agricultural production systems, understanding of market dynamics, financial management skills, and leadership capabilities to coordinate diverse stakeholders.

In the Indian agricultural context, additional competencies become crucial. Cultural sensitivity and relationship-building skills facilitate effective engagement with farmers, local communities, and traditional marketing channels. Knowledge of government schemes, regulatory requirements, and certification processes enables entrepreneurs to access institutional support and

maintain compliance. Environmental awareness and commitment to sustainable practices increasingly influence consumer preferences and market access, particularly in export-oriented ventures.

Figure 3: Digital Transformation Roadmap for Agribusiness



Continuous learning and skill upgrading represent essential success factors in the dynamic agribusiness environment. Entrepreneurs must stay informed about technological innovations, market trends, policy changes, and best practices through participation in training programs, industry associations, agricultural exhibitions, and digital knowledge platforms. The ability to integrate traditional agricultural wisdom with modern business practices often distinguishes highly successful agripreneurs from those achieving moderate results.

Entrepreneurial Ecosystem for Agribusiness

The agribusiness entrepreneurial ecosystem comprises interconnected elements that influence venture creation and growth. Financial institutions, including commercial banks, regional rural banks, NABARD, and

Chapter - Entrepreneurship and Small Agribusiness Management

microfinance organizations, provide capital through various lending schemes with concessional interest rates for agricultural enterprises. Venture capital and angel investor networks increasingly support innovative agritech startups, though availability remains concentrated in urban centers.

Institutional support infrastructure includes agricultural universities offering research collaboration and technology transfer, Krishi Vigyan Kendras providing extension services and training, incubation centers supporting startup development, and government agencies facilitating market linkages and export promotion. Industry associations such as the Confederation of Indian Industry (CII) Food and Agriculture Centre and the Federation of Indian Chambers of Commerce and Industry (FICCI) create networking platforms and advocate for policy reforms.

Technology infrastructure has become increasingly critical with the digital transformation of agriculture. Mobile applications for market information, e-commerce platforms for agricultural inputs and produce, precision farming technologies, and blockchain-based traceability systems enable entrepreneurs to enhance efficiency and transparency. However, digital divide issues persist, particularly affecting rural entrepreneurs with limited internet connectivity and technological literacy.

Business Opportunity Identification and Feasibility Analysis**Market Assessment and Opportunity Recognition**

Systematic market assessment forms the foundation of successful agribusiness ventures. Entrepreneurs must analyze demand patterns, consumer preferences, price trends, competitive landscape, and distribution channels to identify viable opportunities. In India, opportunities often arise from gaps

Chapter - Entrepreneurship and Small Agribusiness Management

between agricultural production and market requirements, unmet consumer needs for quality or convenience, underutilized agricultural resources, or emerging export markets for specialized products.

Several analytical frameworks assist opportunity evaluation. SWOT analysis examines internal strengths and weaknesses alongside external opportunities and threats specific to the proposed venture. PESTEL analysis considers political, economic, social, technological, environmental, and legal factors influencing business viability. Porter's Five Forces model assesses competitive intensity, supplier power, buyer power, substitution threats, and entry barriers in the target market segment.

Primary market research through farmer surveys, consumer interviews, retailer consultations, and direct observation provides valuable insights into local conditions and preferences. Secondary research utilizing government agricultural statistics, industry reports, academic studies, and trade publications offers broader market context. Combining these approaches enables entrepreneurs to validate assumptions and refine business concepts before committing significant resources.

Feasibility Study Components

Comprehensive feasibility analysis evaluates technical, financial, market, and organizational viability of proposed agribusiness ventures. Technical feasibility assesses production technology availability, raw material accessibility, infrastructure requirements, quality standards compliance, and technical expertise needs. This component determines whether the entrepreneur can actually produce the intended products or services given available resources and constraints.

Chapter - Entrepreneurship and Small Agribusiness Management

Market feasibility examines demand sustainability, target customer identification, pricing strategies, distribution channel selection, promotional approaches, and competitive positioning. Financial feasibility involves detailed projections of capital requirements, operating expenses, revenue streams, profitability margins, break-even analysis, and return on investment calculations. Sensitivity analysis tests how changing key variables like input costs, output prices, or production yields affect financial outcomes.

Organizational feasibility considers management capability, human resource availability, legal structure selection, regulatory compliance requirements, and stakeholder coordination mechanisms. Social and environmental feasibility assessment has gained importance, evaluating community impact, resource sustainability, waste management, and alignment with sustainable development goals. Thorough feasibility analysis reduces uncertainty and provides evidence-based decision support for proceeding with or modifying business plans.

Business Model Development

Business model design articulates how the agribusiness venture creates, delivers, and captures value. Key components include value proposition defining unique benefits offered to customers, customer segments identifying target market groups, channels specifying how products reach customers, customer relationships describing engagement approaches, revenue streams detailing income sources, key resources listing essential assets, key activities outlining critical operations, key partnerships identifying strategic collaborators, and cost structure summarizing major expenses.

Several business models suit small-scale agribusiness contexts. Contract farming models establish formal agreements between farmers and

Chapter - Entrepreneurship and Small Agribusiness Management

buyers, ensuring market access and price stability while enabling processors to secure consistent raw material supply. Cooperative models pool resources and risks among farmer members, achieving economies of scale while maintaining individual ownership. Franchise models allow entrepreneurs to leverage established brands and operational systems, reducing startup uncertainties.

Value-added processing models transform raw agricultural commodities into higher-value products through cleaning, grading, packaging, preservation, or processing activities. Direct-to-consumer models eliminate intermediaries through farm shops, farmers' markets, online platforms, or community-supported agriculture arrangements, capturing additional margins while building customer relationships. Hybrid models combining elements from different approaches often prove most effective, allowing customization to specific opportunity characteristics and entrepreneur capabilities.

Financial Planning and Management**Capital Requirements and Funding Sources**

Accurate capital estimation ensures adequate resource availability for venture establishment and operation. Fixed capital requirements include land acquisition or lease, building construction or renovation, machinery and equipment purchase, transportation vehicles, storage infrastructure, and initial working capital reserves. Working capital needs cover ongoing expenses for raw material procurement, labor wages, utilities, marketing activities, and administrative costs until revenue generation stabilizes.

Multiple funding sources serve agribusiness entrepreneurs with varying accessibility and cost implications. Personal savings and family contributions typically provide initial seed capital, demonstrating entrepreneur commitment

Table 1: Comparison of Agribusiness Financing Sources for Indian Entrepreneurs

Funding Source	Capital Size	Interest Rate Range	Collateral Requirement	Processing Time
Personal Savings	Small to Medium	Not Applicable	Not Required	Immediate
Commercial Banks	Medium to Large	8.5% to 12.0%	Required	2 to 4 months
NABARD Schemes	Medium to Large	6.0% to 9.0%	Partially Required	3 to 6 months
Microfinance Institutions	Very Small to Small	18.0% to 24.0%	Not Required	1 to 2 weeks
Government Subsidies	Varies	Not Applicable	Project Dependent	4 to 8 months
Venture Capital	Large	Not Applicable	Not Required	6 to 12 months
Crowdfunding	Small to Medium	Not Applicable	Not Required	1 to 3 months

To Institutional Lenders. Commercial Banks Offer Term Loans For Fixed Assets And Working Capital Facilities, With Schemes Like Nabard's Agriculture Infrastructure Fund Providing Concessional Financing. Government Subsidies Under Programs Such As The Credit Linked Capital Subsidy Scheme Reduce Capital Burden For Food Processing Units And Cold Storage Facilities.

Alternative financing mechanisms have emerged to address funding gaps. Microfinance institutions serve small entrepreneurs lacking collateral for bank loans, though at higher interest rates. Crowdfunding platforms enable entrepreneurs to raise capital from numerous small investors while validating market interest. Venture capital and private equity investors increasingly support scalable agribusiness models, particularly technology-enabled ventures, in exchange for equity stakes and management involvement.

Financial Projections and Analysis

Comprehensive financial projections provide roadmaps for resource allocation and performance monitoring. Revenue projections estimate sales volumes, pricing strategies, and total income across multiple years, considering seasonality, market penetration rates, and growth assumptions. Cost projections detail variable costs that fluctuate with production levels (raw materials, packaging, direct labor) and fixed costs remaining constant regardless of output (rent, permanent staff salaries, depreciation, insurance).

Profitability analysis examines gross profit margins, operating profit margins, and net profit margins to assess business viability. Break-even analysis determines sales volumes required to cover all costs without profit or loss, indicating the minimum performance threshold for sustainability. Cash flow projections track timing of receipts and payments, identifying periods

Chapter - Entrepreneurship and Small Agribusiness Management

requiring additional working capital and validating that adequate liquidity exists to meet obligations.

Financial ratio analysis enables performance benchmarking and trend monitoring. Liquidity ratios like current ratio and quick ratio measure short-term financial health. Leverage ratios including debt-to-equity ratio assess capital structure risk. Profitability ratios such as return on assets and return on equity evaluate operational efficiency and investor returns. Activity ratios like inventory turnover and receivables turnover indicate resource utilization effectiveness.

Risk Management and Insurance

Agribusinesses face multifaceted risks requiring systematic management approaches. Production risks stem from weather variability, pest and disease incidence, technology failure, and input quality issues. Market risks include price fluctuations, demand changes, competitor actions, and supply chain disruptions. Financial risks involve interest rate changes, currency fluctuations for export ventures, and credit default by customers. Operational risks encompass equipment breakdown, labor unavailability, and regulatory non-compliance.

Risk mitigation strategies combine avoidance, reduction, transfer, and retention approaches. Crop diversification and production timing adjustments reduce exposure to specific weather or pest risks. Quality control systems and supplier contracts minimize input-related uncertainties. Forward contracts, futures markets, and minimum support price mechanisms protect against price volatility. Insurance products transfer specific risks to third parties at predetermined premium costs.

Agricultural insurance schemes in India have expanded coverage and accessibility. Pradhan Mantri Fasal Bima Yojana provides comprehensive crop insurance covering yield losses from natural calamities, pests, and diseases at subsidized premium rates. Weather-based crop insurance offers payouts triggered by deviation in rainfall, temperature, or humidity from normal parameters. Livestock insurance protects against animal mortality and disease. Asset insurance covers buildings, machinery, and inventory against fire, theft, and natural disasters.

Production and Operations Management

Production Planning and Scheduling

Effective production planning synchronizes resource availability with market demand while optimizing efficiency. Aggregate planning determines overall production levels, workforce requirements, and inventory targets across planning horizons of 3 to 12 months. Master production scheduling translates aggregate plans into specific production quantities and timing for individual products or product families, considering capacity constraints and customer commitments.

Material requirement planning ensures timely availability of raw materials, packaging supplies, and other inputs aligned with production schedules. For agricultural ventures with seasonal production patterns, planning must account for harvest timing, storage capacity, and processing capabilities. Enterprises engaged in value addition require coordination between agricultural production cycles and processing operations to minimize wastage and maintain product quality.

Table 2: Production Planning Framework for Small Agribusiness Enterprises

Planning Element	Time Horizon	Key Activities	Critical Inputs	Decision Outputs
Strategic Production Planning	1 to 5 years	Capacity expansion, technology selection, facility location	Market forecasts, financial resources, policy environment	Long-term production targets, investment plans
Aggregate Planning	3 to 12 months	Production volumes, workforce levels, inventory targets	Demand forecasts, resource availability, cost data	Monthly production plans, resource allocation
Master Scheduling	1 to 3 months	Specific product quantities, timing, sequencing	Customer orders, capacity constraints, material availability	Weekly production schedules

Chapter - Entrepreneurship and Small Agribusiness Management

Materials Planning	2 to 8 weeks	Raw material procurement, inventory management	Production schedules, supplier lead times, quality requirements	Purchase orders, inventory levels
Daily Scheduling	1 to 7 days	Work allocation, equipment assignment, quality checks	Labor availability, equipment status, quality standards	Daily work plans, resource deployment
Real-time Control	Hourly to Daily	Performance monitoring, problem resolution, adjustments	Production data, quality metrics, resource utilization	Corrective actions, performance reports

Capacity planning balances investment in production infrastructure with anticipated demand growth. Strategies include leading capacity expansion to ensure supply availability despite growth uncertainties, lagging capacity addition to minimize risk of idle assets, or matching capacity incrementally with demonstrated demand increases. Small agribusinesses often adopt flexible capacity approaches using contract manufacturing, equipment sharing arrangements, or outsourcing during peak seasons to avoid excessive fixed investments.

Conclusion

Entrepreneurship in small-scale agribusiness represents a powerful mechanism for agricultural modernization, rural development, and inclusive economic growth in India. Successful agribusiness ventures require integration of agricultural knowledge, business management capabilities, market intelligence, and innovative thinking. Understanding market dynamics, conducting thorough feasibility analysis, developing robust business plans, and implementing effective operational strategies form the foundation for sustainable enterprise performance. Financial planning, quality management, supply chain optimization, and strategic marketing enable entrepreneurs to navigate competitive markets while achieving profitability objectives.

References

- [1] Bhuyan, S. (2021). Financing agriculture: A study on performance of NABARD and RRBs. *Journal of Rural Development*, 40(3), 445-462.
- [2] Chand, R., & Singh, J. (2022). Agricultural entrepreneurship and innovation in India: Trends and policy perspectives. *Indian Journal of Agricultural Economics*, 77(1), 1-18.
- [3] Chauhan, A. K., & Singh, R. P. (2020). Small-scale food processing enterprises in India: Challenges and opportunities. *International Food and Agribusiness Management Review*, 23(4), 567-584.
- [4] Deshpande, A., & Sharma, P. (2021). Digital agriculture and entrepreneurship: Evidence from Indian states. *Agricultural Economics Research Review*, 34(2), 201-216.

- [5] FAO. (2023). *The State of Food and Agriculture 2023: Revealing the True Cost of Food to Transform Agrifood Systems*. Food and Agriculture Organization of the United Nations.
- [6] Gulati, A., Terway, P., & Hussain, S. (2022). *Agricultural Value Chains in India: Ensuring Competitiveness, Inclusiveness, Sustainability, Scalability and Improved Finance*. Springer Nature.
- [7] Kumar, A., Kumar, P., & Sharma, A. N. (2021). Contract farming in India: A resource-constrained farmer's perspective. *Journal of Agribusiness in Developing and Emerging Economies*, 11(4), 458-474.
- [8] Ministry of Food Processing Industries. (2022). *Annual Report 2021-22*. Government of India.
- [9] NABARD. (2023). *Status of Microfinance in India 2022-23*. National Bank for Agriculture and Rural Development.
- [10] Pingali, P., Mittra, B., & Rahman, A. (2021). *The Bumpy Road from Farm to Market: Analysis of Inefficiencies in Food Markets*. Oxford University Press.
- [11] Rao, E. J. O., & Qaim, M. (2020). Supermarkets and agricultural labor demand in Kenya: A gendered perspective. *Food Policy*, 95, 101935.
- [12] Reardon, T., & Timmer, C. P. (2021). The economics of the food system revolution. *Annual Review of Resource Economics*, 13, 369-387.
- [13] Singh, S., & Singh, T. (2020). Producer companies in India: Organization and performance. *Journal of Agribusiness in Developing and Emerging Economies*, 10(1), 23-39.

Chapter - Entrepreneurship and Small Agribusiness Management

[14] Tripathi, A. K., & Prasad, K. (2022). Organic farming in India: Status, challenges and policy options. *Review of Development and Change*, 27(1), 67-89.

[15] World Bank. (2023). *Agriculture Finance and Agriculture Insurance*. World Bank Group.

Agricultural Policy and Government Regulations

¹Uthara P K and ²Midhun V M

¹Ph.D. Scholar Center for management in Agriculture

Indian institute of management, Ahemedbad, Gujarat, India

²Ph.D. Scholar Institute of Agri-Business Management University of Agricultural Sciences Bangalore, Karnataka - 560065, India.

Corresponding Author

²Midhun V M

midhunvm41@gmail.com

Abstract

Agricultural policy and government regulations constitute fundamental pillars in shaping India's agrarian economy, influencing production patterns, market dynamics, and farmer welfare. This chapter comprehensively examines the evolution, implementation, and impact of agricultural policies in India, encompassing price support mechanisms, input subsidies, trade regulations, and institutional frameworks. The analysis explores the Minimum Support Price (MSP) system, the Public Distribution System (PDS), fertilizer subsidies, and credit policies that have shaped Indian agriculture since independence. Special emphasis is placed on contemporary policy interventions including the Agricultural Produce Marketing Committee (APMC) reforms, contract farming regulations, and export-import policies. The chapter critically evaluates the effectiveness of these policies in achieving food security, income stability, and sustainable agricultural development. Furthermore, it discusses the challenges

Chapter - Agricultural Policy and Government Regulations

of policy implementation, including fiscal implications, market distortions, and environmental concerns. Recent legislative changes, particularly the farm laws debate and subsequent developments, are examined within the broader context of agricultural modernization and farmer rights. Through empirical evidence and comparative analysis, this chapter provides insights into the complex interplay between government intervention and agricultural markets, offering perspectives on future policy directions for ensuring equitable and sustainable agricultural growth in India.

Keywords: *Agricultural Policy Framework, Minimum Support Price, Input Subsidies, Market Regulations, Farmer Welfare*

Introduction

Agricultural policy in India represents a complex amalgamation of economic instruments, regulatory frameworks, and institutional mechanisms designed to address the multifaceted challenges of the agricultural sector. Since independence in 1947, the Indian government has recognized agriculture as the backbone of the economy, employing various policy interventions to ensure food security, enhance farm productivity, stabilize agricultural prices, and improve the livelihoods of millions of farmers. The evolution of agricultural policy has been marked by significant milestones, from the Green Revolution of the 1960s to recent market-oriented reforms, each responding to changing economic conditions and developmental priorities.

The primary objectives of agricultural policy in India encompass ensuring adequate food production to meet the needs of a growing population, providing remunerative prices to farmers to incentivize production, maintaining reasonable prices for consumers to ensure food accessibility, and promoting sustainable agricultural practices for long-term productivity. These

Chapter - Agricultural Policy and Government Regulations

objectives often present inherent contradictions, requiring policymakers to strike delicate balances between competing interests. The government employs a diverse array of policy tools, including price support mechanisms such as Minimum Support Price (MSP) and market interventions, input subsidies covering fertilizers, seeds, irrigation, and electricity, credit and insurance schemes providing institutional finance and risk mitigation, trade policies regulating imports and exports of agricultural commodities, and institutional reforms restructuring agricultural markets and land tenure systems.

The significance of agricultural policy extends beyond the farm sector, influencing macroeconomic stability, rural employment, poverty alleviation, and environmental sustainability. With approximately 58% of India's population still dependent on agriculture for their livelihood, policy decisions in this sector have profound social and political ramifications. Furthermore, India's agricultural policies must navigate the constraints imposed by international trade agreements, particularly World Trade Organization (WTO) commitments, while addressing domestic priorities. This chapter provides a comprehensive analysis of agricultural policy and government regulations in India, examining their historical development, current implementation, effectiveness, and future prospects in the context of a rapidly transforming agricultural economy.

Historical Evolution of Agricultural Policy in India**Pre-Independence Agricultural Scenario**

The pre-independence period in India was characterized by colonial agricultural policies that primarily served British commercial interests rather than the welfare of Indian farmers. The agricultural system was marked by exploitative land tenure arrangements, particularly the Zamindari system,

Chapter - Agricultural Policy and Government Regulations

Table 1: Evolution of Minimum Support Price for Major Crops (₹ per Quintal)

Crop	2020-21	2023-24	Percentage Increase (2010-11 to 2023-24)
Paddy (Common)	1,868	2,183	118.3%
Wheat	1,975	2,275	103.1%
Maize	1,850	2,090	137.5%
Arhar (Tur)	6,000	7,000	133.3%
Moong	7,196	8,558	170.0%
Groundnut	5,275	6,377	177.3%
Cotton (Medium Staple)	5,515	6,620	120.7%

which created multiple layers of intermediaries between cultivators and the state. The Permanent Settlement Act of 1793 in Bengal, Bihar, and Orissa established hereditary revenue collection rights for zamindars, leading to rack-renting and peasant indebtedness. The Ryotwari system in Madras and Bombay presidencies, while ostensibly more favorable to cultivators, still imposed heavy revenue demands that left farmers vulnerable to moneylenders and crop failures.

Colonial agricultural policy prioritized cash crop production, particularly indigo (*Indigofera tinctoria*), cotton (*Gossypium* spp.), jute

Table 2: Agricultural Credit Flow and Institutional Share (₹ in Crores)

Year	Regional Rural Banks	Cooperative Banks	Short-term Credit	Long-term Credit
2013-14	86,542	1,90,170	5,49,713	2,95,615
2016-17	1,15,289	2,38,223	7,58,130	4,07,838
2019-20	1,44,631	3,06,979	10,24,989	5,50,378
2022-23	1,68,934	3,95,933	13,10,880	7,05,612
Share 2022-23 (%)	8.4	19.6	65.0	35.0

(*Corchorus* spp.), and tea (*Camellia sinensis*), to feed British industries while neglecting food crop production. This emphasis on commercial crops, coupled with revenue extraction and limited investment in agricultural infrastructure, resulted in frequent famines, most notably the Bengal famine of 1943 that claimed millions of lives. The colonial government established some agricultural research institutions, such as the Imperial Agricultural Research Institute at Pusa in 1905, but these efforts were insufficient to address the fundamental structural problems in Indian agriculture. The absence of comprehensive price support mechanisms, credit facilities, and farmer welfare measures left the agricultural sector in a state of chronic crisis at the time of independence.

Table 3: Fertilizer Consumption Pattern and NPK Ratio in India

Year	Nitrogen (N)	Phosphorus (P)	Potassium (K)	Total NPK	NPK Ratio
2000-01	10.86	4.21	1.70	16.77	6.4:2.5:1.0
2010-11	16.55	7.36	3.62	27.53	4.6:2.0:1.0
2015-16	16.76	6.17	2.30	25.23	7.3:2.7:1.0
2020-21	18.28	7.89	3.08	29.25	5.9:2.6:1.0
2022-23	19.12	8.34	3.21	30.67	6.0:2.6:1.0
Ideal Ratio	-	-	-	-	4.0:2.0:1.0

Post-Independence Policy Framework (1947-1965)

Following independence, the Indian government recognized the urgent need for agricultural transformation to achieve food self-sufficiency and improve rural livelihoods. The First Five-Year Plan (1951-1956) allocated 31% of total plan outlay to agriculture and irrigation, reflecting the sector's priority in national development. The Community Development Programme, launched in 1952, aimed at comprehensive rural development through improved

Chapter - Agricultural Policy and Government Regulations

agricultural practices, education, and health services. The abolition of the Zamindari system and land reforms were undertaken to eliminate intermediaries and provide land ownership to tillers, though implementation varied significantly across states.

The establishment of the Food Corporation of India (FCI) in 1965 marked a crucial institutional development for food grain procurement and distribution. The Agricultural Prices Commission, established in 1965 (later renamed the Commission for Agricultural Costs and Prices), was tasked with recommending minimum support prices for various crops. This period also saw the beginning of cooperative movements in credit, marketing, and processing, though their effectiveness remained limited. The Intensive Agricultural District Programme (IADP) and Intensive Agricultural Area Programme (IAAP) were launched to concentrate resources in selected areas with high agricultural potential, laying the groundwork for the subsequent Green Revolution. Despite these initiatives, agricultural productivity remained low, and India continued to depend on food grain imports, particularly wheat shipments under the PL-480 program from the United States.

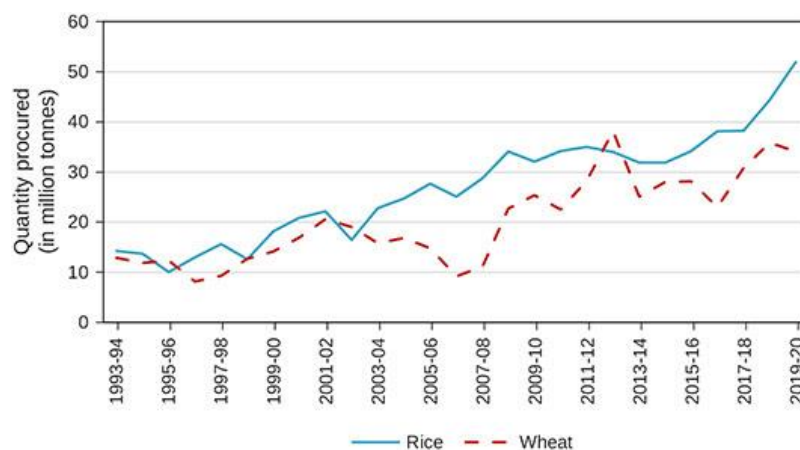
Green Revolution Era (1965-1990)

The Green Revolution represented a watershed moment in Indian agricultural policy, transforming the country from a food-deficit to a food-surplus nation. Initiated in the mid-1960s, this technology-driven agricultural transformation was based on the introduction of high-yielding varieties (HYVs) of wheat and rice, developed by scientists including Dr. Norman Borlaug and Dr. M.S. Swaminathan. The policy framework supporting the Green Revolution included assured irrigation facilities through major and minor irrigation projects, subsidized availability of chemical fertilizers, particularly

Chapter - Agricultural Policy and Government Regulations

nitrogen, phosphorus, and potassium (NPK), provision of quality seeds through state seed corporations, credit facilities from commercial banks and cooperatives following the nationalization of banks in 1969, and procurement operations at MSP to assure farmers of remunerative prices.

Figure 1: Trends in Food Grain Production and MSP Operations



The impact was most pronounced in Punjab, Haryana, and western Uttar Pradesh, which became India's food bowl, particularly for wheat (*Triticum aestivum*) production. Rice (*Oryza sativa*) production also increased substantially in states like Punjab, Haryana, and Andhra Pradesh. Food grain production increased from 72 million tonnes in 1965-66 to 176 million tonnes by 1990-91, achieving self-sufficiency in food grains. However, the Green Revolution also created regional disparities, as benefits accrued primarily to irrigated areas, while rainfed regions remained largely untouched. Environmental concerns emerged, including groundwater depletion, soil degradation, and pesticide pollution, while the focus on wheat and rice led to the neglect of coarse cereals and pulses. The socio-economic impact was

Chapter - Agricultural Policy and Government Regulations

mixed, with larger farmers benefiting disproportionately, leading to increased income inequality in rural areas.

Figure 2: Composition of Agricultural Subsidy Expenditure

Subsidy	Amount (INR Crore)
Fertilizer Subsidy	71,309
Food Subsidy	115,570
Crop Insurance Subsidy	15,307
Interest Subsidy	21,175
Total	223,361

Economic Liberalization and Policy Reforms (1991-Present)

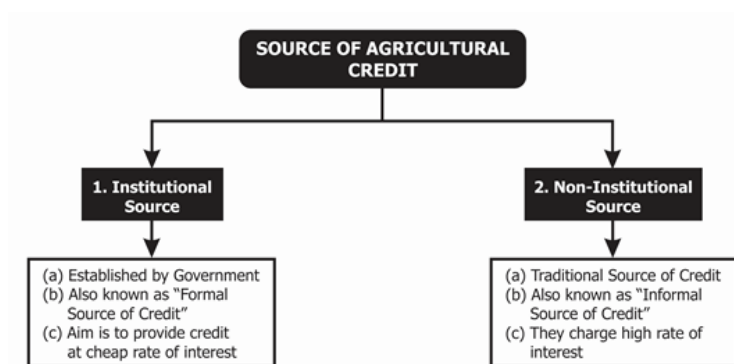
The economic liberalization initiated in 1991 brought significant changes to agricultural policy, shifting from state-controlled systems toward more market-oriented approaches. Trade liberalization reduced import restrictions on agricultural commodities and permitted private sector participation in agricultural trade, though sensitive commodities remained subject to regulations. Restrictions on agricultural commodity movements were gradually relaxed, including amendments to the Essential Commodities Act. The policy framework encouraged corporate investment in agriculture through contract farming, agricultural processing, and retail marketing, though with varying degrees of success across states.

The New Economic Policy emphasized reducing input subsidies and improving subsidy targeting, though political considerations often prevented full implementation. The National Agricultural Policy of 2000 set ambitious targets for agricultural growth and emphasized diversification toward high-value crops, horticulture, and allied activities. The National Food Security Act

Chapter - Agricultural Policy and Government Regulations

of 2013 legally entitled approximately two-thirds of India's population to subsidized food grains, expanding the scope of the Public Distribution System. Recent years have witnessed debates over agricultural market reforms, culminating in the controversial farm laws of 2020 (subsequently repealed in 2021) that sought to liberalize agricultural marketing and promote private investment. Contemporary agricultural policy continues to grapple with balancing market efficiency with farmer protection, sustainable production with productivity enhancement, and domestic priorities with international trade obligations.

Figure 3: Regional Distribution of Agricultural Credit



Price Support Mechanisms and Procurement Policies

Minimum Support Price System

The Minimum Support Price (MSP) system represents the cornerstone of India's agricultural price policy, designed to provide income security to farmers and incentivize production of essential food crops. The Commission for Agricultural Costs and Prices (CACP), a statutory body established in 1965, recommends MSPs for 23 crops based on comprehensive analysis of production costs, market prices, demand-supply situations, inter-crop price

Chapter - Agricultural Policy and Government Regulations

parity, international price trends, and effects on the general price level. The calculation methodology considers three cost concepts: A2 cost includes paid-out expenses on seeds, fertilizers, pesticides, hired labor, fuel, and irrigation; A2+FL cost adds imputed value of family labor; and C2 cost encompasses A2+FL plus imputed rent on owned land and interest on fixed capital.

The Cabinet Committee on Economic Affairs (CCEA) makes final decisions on MSP based on CACP recommendations, sometimes modifying them due to political considerations. MSP is announced before sowing seasons for Kharif crops (June-July) and Rabi crops (October-November) to enable farmers to make informed cropping decisions. Major crops covered under MSP include cereals such as paddy, wheat (*Triticum aestivum*), maize (*Zea mays*), bajra (*Pennisetum glaucum*), jowar (*Sorghum bicolor*), ragi (*Eleusine coracana*), and barley (*Hordeum vulgare*); pulses including arhar (*Cajanus cajan*), moong (*Vigna radiata*), urad (*Vigna mungo*), masoor (*Lens culinaris*), and chana (*Cicer arietinum*); oilseeds such as groundnut (*Arachis hypogaea*), soybean (*Glycine max*), sunflower (*Helianthus annuus*), and mustard (*Brassica* spp.); and commercial crops including cotton (*Gossypium* spp.), sugarcane (*Saccharum officinarum*), and copra.

The effectiveness of MSP depends critically on procurement operations. While wheat and rice procurement is extensive, covering significant portions of marketed surplus, other crops receive limited procurement support. This has led to a skewed cropping pattern favoring wheat-rice cultivation, particularly in Punjab and Haryana, contributing to environmental problems and dietary concerns. The economic cost of MSP operations, including procurement expenses, storage costs, and distribution through PDS, represents a substantial fiscal burden. Critics argue that MSP benefits large farmers

Chapter - Agricultural Policy and Government Regulations

disproportionately, as small and marginal farmers often lack storage facilities and market access to hold produce until procurement agencies arrive. The debate over making MSP a legal right, as demanded by farmer organizations, continues to be a contentious policy issue.

Market Intervention Scheme

The Market Intervention Scheme (MIS) provides a safety net for perishable and horticultural commodities not covered under regular MSP operations. Implemented at the request of state governments when market prices fall below economically viable levels, MIS operates with the losses shared equally between the central and state governments. The scheme typically covers products including horticultural crops (fruits and vegetables), minor forest produce collected by tribal populations, and agricultural commodities of regional importance without established MSP mechanisms. MIS is particularly important for protecting farmers cultivating perishable crops susceptible to severe price volatility due to production gluts.

Implementation of MIS requires approval from an Inter-Ministerial Committee that examines the proposal based on anticipated losses to growers due to anticipated glut, justification of the intervening price proposed, and willingness of the state government to bear 50% of the losses. Recent examples include interventions for onions (*Allium cepa*) when prices crashed, apples (*Malus domestica*) in Himachal Pradesh during oversupply situations, and arecanut (*Areca catechu*) in Karnataka. However, MIS faces several limitations including delays in approval processes that often result in intervention occurring after significant price damage, lack of adequate infrastructure for procurement and storage of perishable commodities, and absence of efficient disposal mechanisms leading to procurement agencies incurring heavy losses.

Chapter - Agricultural Policy and Government Regulations

Improvements in cold chain infrastructure and processing facilities are essential to make MIS more effective.

Price Deficiency Payment Schemes

Price Deficiency Payment (PDP) schemes represent an alternative approach to price support, directly compensating farmers for the difference between MSP and actual market prices without physical procurement. Pioneered by Madhya Pradesh through the Bhavantar Bhugtan Yojana in 2017, PDP schemes aim to reduce government procurement and storage burdens while protecting farmer incomes. Under this mechanism, farmers register their anticipated production and obtain acknowledgment receipts, sell their produce in open markets at prevailing prices, and receive direct benefit transfer (DBT) for the difference if market prices fall below MSP or reference prices.

The advantages of PDP include reduced fiscal burden compared to physical procurement, elimination of storage and spoilage losses, promotion of private trade and processing industries, and encouragement of crop diversification without procurement limitations. However, implementation challenges have included difficulties in accurate measurement of actual sales prices in fragmented markets, potential for collusion between buyers to suppress prices during harvest seasons, technological barriers in ensuring timely registration and verification, and farmer preference for assured procurement over price compensation mechanisms. States like Haryana have experimented with variations of PDP for crops like fruits and vegetables, but the scalability and long-term sustainability of such schemes remain subjects of ongoing policy experimentation and debate.

Chapter - Agricultural Policy and Government Regulations

Input Subsidy Programs**Fertilizer Subsidies**

Fertilizer subsidies constitute one of the largest agricultural input subsidies in India, aimed at ensuring affordable availability of nutrients to farmers for enhancing crop productivity. The nutrient-based subsidy (NBS) scheme, implemented in 2010 for phosphatic and potassic (P&K) fertilizers, provides fixed subsidy rates per nutrient (nitrogen, phosphorus, potassium, and sulfur) rather than product-specific subsidies. However, urea continues under a different regime with retention pricing due to its political sensitivity and universal usage. Under this system, the government compensates manufacturers for the difference between the retention price (which includes manufacturing costs and reasonable profits) and the maximum retail price (MRP) set by the government.

The fertilizer subsidy bill has escalated from approximately ₹70,000 crores in 2013-14 to over ₹2,00,000 crores in recent years, driven by rising international prices and domestic production costs. The Direct Benefit Transfer (DBT) in fertilizers, implemented through point-of-sale machines at retail outlets, ensures subsidy amounts are directly transferred to manufacturers and importers only after actual sales to farmers, reducing diversion and leakages. However, significant concerns persist regarding imbalanced nutrient application, with the ideal NPK ratio of 4:2:1 distorted to approximately 6:3:1 due to relatively higher subsidies on nitrogen, leading to soil degradation and reduced nutrient efficiency. Environmental issues include groundwater contamination from excessive nitrogen application and soil acidification from continuous chemical fertilizer use without organic amendments.

Chapter - Agricultural Policy and Government Regulations

Policy recommendations include promoting organic fertilizers, biofertilizers, and nano-fertilizers, implementing soil health card-based nutrient management for balanced fertilization, rationalizing subsidies across nutrients to correct NPK imbalances, and encouraging neem-coated urea to reduce nitrogen losses and improve efficiency. The long-term sustainability of fertilizer subsidies requires balancing farmer affordability with fiscal prudence and environmental sustainability, possibly through better targeting mechanisms and promotion of integrated nutrient management practices.

Irrigation Subsidies

Water is critical for agricultural productivity, and government policies provide substantial subsidies for irrigation development and electricity for pump operation. Major and medium irrigation projects, involving large dams and canal systems, receive significant public investment, though cost recovery through water charges remains minimal (typically less than 10% of operation and maintenance costs). Minor irrigation programs support individual and community-based systems including bore wells, tube wells, dug wells, and lift irrigation schemes through capital subsidies, often covering 50-90% of installation costs for small and marginal farmers. Micro-irrigation technologies, particularly drip and sprinkler systems, receive subsidies ranging from 55-100% depending on farmer category and scheme, promoting water-use efficiency.

Electricity subsidies for agricultural pump sets constitute a major fiscal burden for state governments, with many states providing free or highly subsidized power to farmers. While politically popular, these subsidies have led to unintended consequences including excessive groundwater extraction, particularly in states like Punjab, Haryana, and parts of Gujarat and Rajasthan,

Chapter - Agricultural Policy and Government Regulations

declining water tables threatening long-term agricultural sustainability, inefficient water use due to absence of marginal pricing, and financial stress on state electricity boards, affecting their capacity for infrastructure investment and maintenance. The separation of agricultural and non-agricultural electricity feeders in some states has improved supply quality and enabled better management, but comprehensive reforms remain politically challenging.

Policy alternatives being explored include solar-powered irrigation systems that reduce dependence on grid electricity and enable farmers to sell surplus power, volumetric water pricing through installation of meters, though implementation faces political resistance, participatory irrigation management transferring canal management to water user associations, and water budgeting frameworks in overexploited areas restricting new bore well licenses. Balancing the need for affordable irrigation with sustainable water management represents one of the most critical challenges for agricultural policy in the context of increasing water scarcity and climate change.

Seed and Credit Subsidies

Quality seed is fundamental to crop productivity, and government policy supports seed availability through production subsidies to public and private seed producers, distribution subsidies making certified and improved seeds available at subsidized rates, and seed replacement subsidies encouraging farmers to replace farm-saved seeds with certified varieties for crops like pulses and oilseeds. The National Seeds Plan emphasizes increasing seed replacement rates, currently ranging from 30-35% for most crops (except hybrids) to 50% or higher. However, concerns about intellectual property rights, particularly regarding genetically modified seeds, and farmer sovereignty over traditional varieties continue to generate debate.

Chapter - Agricultural Policy and Government Regulations

Agricultural credit policies provide subsidized institutional finance through commercial banks, regional rural banks, and cooperative credit institutions. The Interest Subvention Scheme (ISS) provides short-term crop loans up to ₹3 lakhs at subsidized interest rates, currently 7%, with additional 3% prompt repayment incentive, effectively bringing rates to 4% for farmers who repay on time. The Kisan Credit Card (KCC) scheme, introduced in 1998, provides farmers with flexible credit limits based on landholding and cropping patterns, with over 7 crore active cards issued. Long-term credit for farm mechanization, irrigation equipment, and plantation crops is available through NABARD refinancing schemes at concessional rates.

Despite these provisions, several issues persist including limited credit access for tenant farmers and sharecroppers who lack land titles, delayed loan disbursements affecting timely input procurement, inadequate coverage of allied activities like dairy, poultry, and fisheries despite their growing importance, and recurring farm loan waivers that undermine credit discipline and institutional sustainability. Strengthening rural credit infrastructure, simplifying documentation requirements, promoting digital lending platforms, and ensuring credit reaches small and marginal farmers remain ongoing policy priorities.

Conclusion

Agricultural policy and government regulations in India represent a complex, evolving framework addressing the multifaceted challenges of ensuring food security, farmer welfare, and sustainable development. The historical evolution from colonial exploitation through Green Revolution to contemporary market-oriented reforms demonstrates adaptive policy responses to changing contexts. Current policy instruments—including MSP, input

Chapter - Agricultural Policy and Government Regulations

subsidies, crop insurance, institutional credit, and market regulations—have achieved significant successes in food grain production and price stabilization, yet face persistent challenges in effectiveness, equity, and sustainability. Regional disparities, environmental degradation, climate change vulnerabilities, and farmer distress indicate the need for comprehensive policy reforms. Future directions must integrate digital technologies, nutritional considerations, climate-smart practices, and value chain development while ensuring small farmer inclusion and gender mainstreaming. Balancing productivity enhancement with resource conservation, market efficiency with farmer protection, and domestic priorities with international obligations remains central to agricultural policy formulation. Ultimately, sustainable agricultural transformation requires coordinated action across technology development, institutional strengthening, infrastructure investment, and enabling policy environments that empower farmers as active participants rather than passive beneficiaries in India's agricultural development journey.

References

- [1] Chand, R., Prasanna, P. A. L., & Singh, A. (2011). Farm size and productivity: Understanding the strengths of smallholders and improving their livelihoods. *Economic and Political Weekly*, 46(26-27), 5-11.
- [2] Commission for Agricultural Costs and Prices. (2023). *Price Policy for Kharif Crops: The Marketing Season 2023-24*. Ministry of Agriculture and Farmers Welfare, Government of India.
- [3] Gulati, A., & Saini, S. (2015). Price distortions in Indian agriculture: Trends and implications. *Indian Council for Research on International Economic Relations Working Paper*, 305.

Chapter - Agricultural Policy and Government Regulations

- [4] Hoda, A., & Terway, P. (2015). Credit policy for agriculture in India: An evaluation. *Indian Council for Research on International Economic Relations Working Paper*, 302.
- [5] Jha, G. K., Suresh, A., & Punera, B. (2021). Crop insurance in India: A review of Pradhan Mantri Fasal Bima Yojana (PMFBY). *Agricultural Economics Research Review*, 34(1), 15-28.
- [6] Ministry of Agriculture and Farmers Welfare. (2024). *Agricultural Statistics at a Glance 2023*. Government of India, New Delhi.
- [7] Narayanamoorthy, A. (2013). Profitability in crops cultivation in India: Some evidence from cost of cultivation survey data. *Indian Journal of Agricultural Economics*, 68(1), 104-121.
- [8] NITI Aayog. (2022). *Raising Agricultural Productivity and Making Farming Remunerative for Farmers*. Government of India, New Delhi.
- [9] Planning Commission. (2008). *Eleventh Five Year Plan (2007-2012): Agriculture, Rural Development, Industry, Services and Physical Infrastructure*. Government of India, New Delhi.
- [10] Rao, C. H. H. (2005). *Agriculture, Food Security, Poverty and Environment: Essays on Post-Reform India*. Oxford University Press, New Delhi.
- [11] Reserve Bank of India. (2024). *Handbook of Statistics on Indian Economy 2023-24*. Mumbai.
- [12] Sainath, P. (2013). Census findings point to decade of rural distress. *The Hindu*, September 25, 2013.

Chapter - Agricultural Policy and Government Regulations

- [13] Sharma, V. P., & Thaker, H. (2010). Fertiliser subsidy in India: Who are the beneficiaries? *Economic and Political Weekly*, 45(12), 68-76.
- [14] Shergill, H. S., & Sidhu, M. S. (2006). Agricultural growth and groundwater: A study of Punjab. *Journal of Punjab Studies*, 13(1), 65-80.
- [15] Srinivasan, P. V., & Jha, S. (2001). Liberalized trade and domestic price stability: The case of rice and wheat in India. *Journal of Development Economics*, 65(2), 417-441.
- [16] Swaminathan, M. S. (2010). From green to evergreen revolution: Pathways and terminologies. *Current Science*, 99(2), 145-146.
- [17] Vaidyanathan, A. (2006). Farmers' suicides and the agrarian crisis. *Economic and Political Weekly*, 41(38), 4009-4013.
- [18] World Trade Organization. (2015). *Trade Policy Review: India*. WTO Secretariat, Geneva.

Agribusiness Entrepreneurship: Launching and Growing Small Farms

¹Imtirenla L Imsong and ²Chirag B. Channe

*¹Scientist Ph.D. Resarch Scholar (PhD in Agribusiness Management)
Department of Agricultural Economics Sam Hinggingbottom University of
Agriculture, Technology and Sciences, Prayagraj, U.P.*

*²Ph.D Resarch Scholer Department of Agricultural Economics Sam
Hinggingbottom University of Agriculture, technology and science,
prayagraj, Up*

Corresponding Author

¹Imtirenla L Imsong

imtirenlalimsong0@gmail.com

Abstract

Agribusiness entrepreneurship represents a critical pathway for rural economic development and sustainable agricultural transformation in India. This chapter examines the multifaceted dimensions of launching and growing small-scale agricultural enterprises, integrating economic principles with practical implementation strategies. Small farms, typically under 2 hectares, constitute approximately 86% of operational holdings in India, making their entrepreneurial development essential for national food security and rural prosperity. The chapter explores opportunity identification, business planning, financial management, market access strategies, and scaling mechanisms specific to agribusiness ventures. Drawing upon contemporary agricultural economic theory and Indian case studies, it addresses challenges including

Chapter - Agribusiness Entrepreneurship

capital constraints, market volatility, technological adoption barriers, and supply chain inefficiencies. The analysis incorporates sustainable intensification practices, digital agriculture integration, and value chain participation models that enhance smallholder competitiveness. Special emphasis is placed on innovative financing mechanisms, cooperative structures, contract farming arrangements, and direct marketing channels. By bridging theoretical frameworks with ground-level realities, this chapter provides a comprehensive roadmap for aspiring agripreneurs and policymakers to foster vibrant small farm enterprises that contribute to inclusive agricultural growth while maintaining environmental sustainability and social equity.

Keywords: *Small Farm Entrepreneurship India Agricultural Business Development Value Chain*

Introduction

Agricultural entrepreneurship has emerged as a transformative force in revitalizing rural economies and addressing contemporary challenges in food systems. In India, where agriculture employs approximately 42% of the workforce and contributes significantly to GDP, the development of small farm enterprises represents both an economic necessity and an opportunity for innovation. Traditional subsistence farming is increasingly giving way to market-oriented agricultural businesses that integrate production, processing, and marketing functions. The entrepreneurial approach to farming requires farmers to transition from being mere producers to becoming strategic business managers who identify market opportunities, manage risks, and create value throughout the agricultural supply chain. Small farms face unique challenges including limited economies of scale, restricted access to capital and technology, fragmented land holdings averaging 1.08 hectares, and

Chapter - Agribusiness Entrepreneurship

vulnerability to climate variability. However, they also possess inherent advantages such as family labor flexibility, intimate knowledge of local conditions, ability to practice diversified farming systems, and potential for organic and specialty crop production. The entrepreneurial paradigm shift in agriculture involves adopting innovative practices, leveraging digital technologies, accessing formal markets, and building collaborative networks. This chapter systematically explores how small farmers can successfully launch agricultural enterprises by developing viable business models, securing appropriate financing, implementing efficient production systems, and establishing sustainable market linkages that ensure profitability and growth.

Conceptualizing Agribusiness Entrepreneurship**Defining Agricultural Entrepreneurship**

Agricultural entrepreneurship extends beyond traditional farming to encompass innovative activities that create economic value within the agricultural sector. Agripreneurs identify market opportunities, mobilize resources efficiently, accept calculated risks, and implement novel solutions to agricultural challenges. This entrepreneurial orientation transforms farming from a production-focused activity to a comprehensive business enterprise integrating inputs, production, post-harvest operations, and marketing. In the Indian context, agricultural entrepreneurship includes diverse ventures such as organic vegetable cultivation, dairy farming with value addition, floriculture, medicinal plant cultivation, agro-processing units, farm tourism, and technology-enabled service provision.

Chapter - Agribusiness Entrepreneurship

The Small Farm Advantage

Despite size limitations, small farms demonstrate remarkable productivity per unit area, often exceeding large farms through intensive cultivation and efficient resource utilization. Research indicates that farms under 2 hectares achieve higher gross returns per hectare through crop diversification, multiple cropping, and integration of livestock and horticulture. Small farmers maintain direct oversight of operations, employ family labor that reduces wage costs, and can rapidly adapt to market signals. The intimate scale enables implementation of sustainable practices like organic farming, precision agriculture techniques, and specialty crop cultivation that command premium prices.

Entrepreneurial Competencies for Farmers

Successful agripreneurs require a blend of agricultural knowledge and business acumen. Essential competencies include market intelligence and demand forecasting, financial literacy and budgeting capabilities, technological awareness and adoption skills, negotiation and relationship management, problem-solving and innovation orientation, and risk assessment and mitigation abilities. Educational interventions, training programs by agricultural universities and MANAGE (National Institute of Agricultural Extension Management), and exposure visits to successful enterprises help develop these competencies among smallholder farmers.

Opportunity Identification and Business Planning**Market Assessment and Niche Identification**

Effective agribusiness ventures begin with thorough market analysis identifying gaps, emerging trends, and underserved consumer segments.

Chapter - Agribusiness Entrepreneurship

Entrepreneurs should analyze demand patterns in local, regional, and export markets, assess competition and market saturation levels, evaluate price trends and seasonality factors, and identify value-added opportunities. Niche markets offer particular promise for small farms including organic and natural products experiencing 20-25% annual growth, indigenous varieties and traditional crops with cultural significance, off-season production using protected cultivation, ready-to-eat and minimally processed foods, and farm-fresh direct-to-consumer offerings. The growing urban middle class, health-conscious consumers, and demand for traceability create opportunities for differentiated agricultural products.

Feasibility Analysis

Comprehensive feasibility studies evaluate technical, economic, and operational viability before investment commitment. Technical feasibility examines agro-climatic suitability, availability of quality inputs, required infrastructure and equipment, and labor and skill requirements. Economic feasibility encompasses capital requirement estimation, projected revenue and cost analysis, break-even determination, and return on investment calculation. Market feasibility assesses demand sustainability, distribution channel access, competitive positioning, and pricing strategies.

Business Plan Development

A structured business plan serves as a roadmap for venture establishment and growth while facilitating access to institutional credit. Core components include executive summary articulating the business concept, market analysis demonstrating opportunity viability, production plan detailing cultivation practices and resource requirements, marketing strategy outlining positioning and sales channels, financial projections with income statements

Chapter - Agribusiness Entrepreneurship

and cash flows, risk management identifying potential challenges and mitigation measures, and implementation timeline with milestones.

Table 1: Essential Components of Agricultural Business Plan

Component	Key Elements	Purpose	Information Sources
Executive Summary	Business concept, objectives, unique value proposition	Provide overview for stakeholders	Entrepreneur's vision and market insights
Market Analysis	Target customers, demand assessment, competition analysis	Validate market opportunity	Primary surveys, secondary data, APMC records
Production Plan	Crop selection, cultivation practices, input requirements	Define operational framework	Agricultural universities, KVKs, successful farmers
Marketing Strategy	Pricing, distribution channels, promotional activities	Establish market access	Market intelligence, buyer interactions

Chapter - Agribusiness Entrepreneurship

Financial Projections	Investment requirements, revenue forecasts, profitability	Demonstrate economic viability	Cost-benefit analysis, bank guidelines
Risk Management	Production risks, market risks, mitigation strategies	Ensure business continuity	Historical data, expert consultation
Implementation Timeline	Activity scheduling, milestone tracking	Guide execution process	Project management principles

Financial Management and Resource Mobilization**Capital Requirements and Investment Planning**

Agricultural enterprises require both fixed capital for land development, infrastructure, machinery, and perennial plantations, and working capital for seeds, fertilizers, labor, and operational expenses. Small farms typically need ₹2-10 lakhs for establishing intensive horticultural or livestock ventures. Entrepreneurs should prepare detailed cost estimates, distinguish between essential and desirable investments, plan phased implementation to spread capital requirements, and explore cost-sharing through subsidies and government schemes.

Chapter - Agribusiness Entrepreneurship

Table 2: Comparative Analysis of Agricultural Financing Options

Financing Source	Interest Rate	Loan Amount Range	Repayment Period	Eligibility Criteria
Kisan Credit Card	4-7%	Up to ₹3 lakhs	3-5 years	Land ownership or tenancy
Commercial Banks	8-12%	₹50,000- ₹50 lakhs	5-7 years	Credit history, collateral
NABARD Schemes	6-9%	₹1 lakh- ₹25 lakhs	7-10 years	Project viability, group formation
Microfinance Institutions	12-18%	₹10,000- ₹2 lakhs	1-3 years	Group membership
Venture Capital	Equity participation	₹25 lakhs- ₹5 crores	Flexible	Innovation, scalability
Contract Farming	Input credit	Variable	Harvest-linked	Production commitment

Financing Sources and Mechanisms

Multiple financing avenues exist for agricultural entrepreneurs. Commercial banks provide crop loans at 7% interest under the Kisan Credit

Chapter - Agribusiness Entrepreneurship

Card scheme, term loans for farm mechanization and infrastructure, and working capital through cash credit facilities. Regional Rural Banks and cooperative credit societies offer localized lending with simplified procedures. Government schemes include NABARD's programs for farm sector promotion, Pradhan Mantri Kisan Sampadha Yojana for agro-processing, and Rashtriya Krishi Vikas Yojana for agricultural infrastructure. Microfinance institutions serve farmers excluded from formal banking. Innovative mechanisms include venture capital funds targeting agri-startups, crowdfunding platforms for unique agricultural projects, contract farming with corporate investment, and farmer producer organizations pooling member resources.

Financial Planning and Budgeting

Effective financial management requires systematic planning and monitoring. Farmers should prepare annual operating budgets estimating all costs and revenues, maintain cash flow statements tracking monthly inflows and outflows, calculate cost of cultivation for each crop or enterprise, monitor profitability through gross margin and net income analysis, and maintain proper accounts facilitating credit access and tax compliance. Simple accounting tools and mobile applications enable small farmers to track financial performance without extensive bookkeeping expertise.

Risk Management and Insurance

Agricultural businesses face production risks from weather, pests, and diseases, market risks from price fluctuations, financial risks from interest rate changes and debt burden, and operational risks from equipment failure or labor shortages. Risk mitigation strategies include crop diversification reducing dependence on single enterprises, weather-based crop insurance under Pradhan Mantri Fasal Bima Yojana covering 30% of cropped area, forward contracts

Chapter - Agribusiness Entrepreneurship

and futures trading for price risk management, maintaining adequate working capital reserves, and technology adoption like drip irrigation reducing production risks.

Production Systems and Technology Integration

Sustainable Intensification Practices

Small farms can enhance productivity and profitability through sustainable intensification combining ecological principles with intensive production. Integrated farming systems synchronize crop, livestock, and allied enterprises creating synergies where waste from one component becomes input for another. A typical model integrates field crops providing fodder, dairy animals generating manure and income, vermicompost units converting organic waste, and fishery utilizing nutrient-rich water. Such systems generate multiple income streams, optimize resource utilization, and enhance soil health.

Figure 1: Integrated Farming System Model for Small Farms

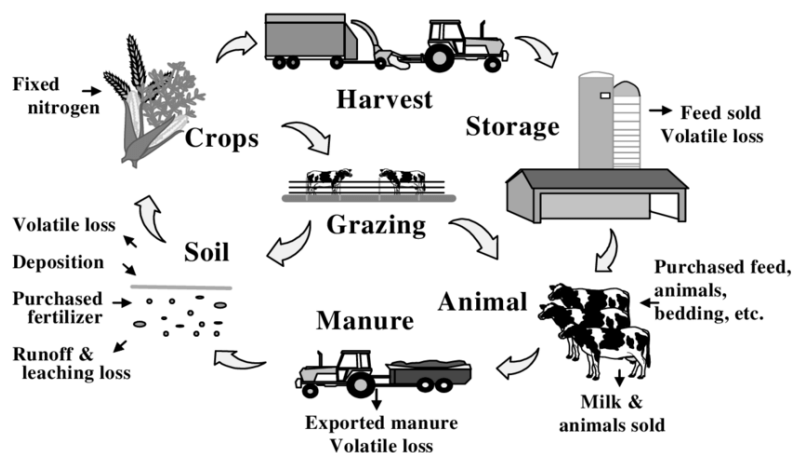


Table 3: Comparative Economics of Conventional versus Organic Vegetable Production

Parameter	Conventional Production	Organic Production	Percentage Difference
Cost of Cultivation (₹/hectare)	₹85,000	₹65,000	-23.5% reduction
Yield (quintals/hectare)	180	145	-19.4% reduction
Market Price (₹/quintal)	₹1,200	₹1,800	+50% premium
Gross Returns (₹/hectare)	₹2,16,000	₹2,61,000	+20.8% increase
Net Returns (₹/hectare)	₹1,31,000	₹1,96,000	+49.6% increase
Benefit-Cost Ratio	2.54	4.02	+58.3% improvement
Certification Cost (₹/hectare/year)	Nil	₹8,000	Additional expense

Precision Agriculture Technologies

Technology adoption enables small farmers to optimize input use and increase efficiency. Soil testing determining nutrient status guides balanced

Chapter - Agribusiness Entrepreneurship

fertilization saving 20-30% fertilizer costs. Drip irrigation and micro-sprinklers reduce water consumption by 40-60% while increasing yields. Protected cultivation through polyhouses and shade nets enables off-season production commanding premium prices. Mobile applications provide weather advisories, pest alerts, and market prices. Drones for spraying and monitoring are increasingly accessible through custom hiring centers.

Organic and Natural Farming

Consumer demand for chemical-free produce and premium pricing make organic farming attractive for small enterprises. *Azadirachta indica* (neem)-based biopesticides, *Trichogramma* species for biological control, and biofertilizers like *Rhizobium* and *Azotobacter* replace synthetic inputs. Zero Budget Natural Farming promoted in Andhra Pradesh uses indigenous cow breeds like *Bos indicus* for *Jivamruta* and *Beejamruta* preparation. Organic certification under National Programme for Organic Production (NPOP) or Participatory Guarantee System (PGS) enables access to premium markets with 20-50% price premiums.

High-Value Crop Selection

Strategic crop selection significantly impacts profitability. Horticultural crops yield ₹2-5 lakhs per hectare compared to ₹40,000-60,000 for cereals. Floriculture including *Rosa* species (roses), *Dianthus caryophyllus* (carnations), and *Chrysanthemum* species generates ₹5-15 lakhs per hectare. Medicinal plants like *Withania somnifera* (ashwagandha), *Asparagus racemosus* (shatavari), and *Aloe barbadensis* (aloe vera) command growing markets. Off-season vegetable production using protected cultivation earns premium prices. Mushroom cultivation particularly *Pleurotus* species requires minimal space with short production cycles.

Chapter - Agribusiness Entrepreneurship

Table 4: Marketing Channel Comparison for Small Farm Enterprises

Marketing Channel	Price Realization	Transaction Costs	Payment Terms	Quality Requirements
APMC Markets	70-80% of retail	6-8% commission	Immediate	Moderate
Local Wholesalers	65-75% of retail	3-5% margin	Immediate	Low to moderate
Farmer Producer Organizations	80-90% of retail	2-3% handling	Within 7 days	Standardized
Contract Farming	75-85% of retail	Minimal	15-30 days	Specified standards
Direct Marketing	90-100% of retail	High labor	Immediate	Premium quality
Retail Chains	70-80% of retail	10-15% margin	30-45 days	Stringent grading
Online Platforms	85-95% of retail	5-10% commission	2-7 days	Good quality

Chapter - Agribusiness Entrepreneurship

Market Access and Value Chain Participation**Marketing Channels for Small Farms**

Effective market linkage determines agricultural enterprise success. Traditional channels include Agricultural Produce Market Committees (APMCs) providing assured buyers but with commission charges of 6-8%, local wholesale markets enabling bulk sales without intermediaries, and village-level traders offering convenience but lower prices. Modern alternatives include farmer producer organizations (FPOs) aggregating produce for better bargaining power, contract farming with assured prices and buy-back arrangements, retail chains and supermarkets seeking consistent quality supply, and export houses for specialty products meeting international standards.

Direct Marketing Strategies

Direct-to-consumer channels eliminate intermediaries, enhancing farmer margins. Farmers' markets organized weekly in urban areas enable producers to sell directly to consumers, realizing retail prices while building customer relationships. Community Supported Agriculture (CSA) involves consumers prepaying for seasonal produce boxes, providing farmers with working capital and assured demand. Farm gate sales attract customers to farms for fresh produce experience. Online platforms like Farmizen, Farmers Fresh Zone, and social media marketing connect farmers with urban consumers. Home delivery services using mobile apps and WhatsApp groups create subscription-based customer bases.

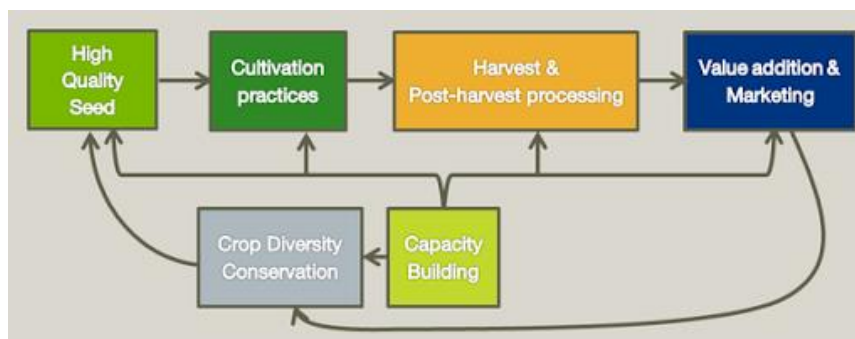
Value Addition and Processing

Processing transforms raw agricultural produce into products with enhanced shelf life, convenience, and value. Primary processing includes

Chapter - Agribusiness Entrepreneurship

cleaning, grading, and packaging improving marketability and reducing post-harvest losses of 15-20%. Secondary processing creates products like pickles, jams, fruit bars, dried vegetables, and flour mixes commanding 50-200% value addition. Minimal processing facilities can be established with ₹5-15 lakh investment under PMFME (Pradhan Mantri Formalisation of Micro Food Processing Enterprises) scheme providing 35% credit-linked subsidy. FSSAI (Food Safety and Standards Authority of India) registration and licensing ensure compliance with food safety regulations.

Figure 2: Value Chain Development in Vegetable Production



Branding and Quality Certification

Brand development differentiates farm products in competitive markets. Geographic Indication (GI) tags for products like Darjeeling tea and Nashik grapes create uniqueness. Personal brands developed through consistent quality, attractive packaging, and storytelling about farming practices build customer loyalty. Quality certifications including organic certification (NPOP, PGS-India), Good Agricultural Practices (IndGAP), and FSSAI licensing signal product safety and quality. Traceability systems using QR codes provide farm-to-fork information, enhancing consumer trust.

Chapter - Agribusiness Entrepreneurship

Table 5: Enterprise Scaling Models for Small Agricultural Businesses

Scaling Model	Capital Requirement	Risk Level	Time to Profitability
Vertical Integration	High (₹20-50 lakhs)	Moderate	2-3 years
Horizontal Expansion	Moderate (₹10-25 lakhs)	Moderate-High	1-2 years
Diversification	Low-Moderate (₹5-15 lakhs)	Low-Moderate	1-2 years
Technology Services	Moderate (₹15-30 lakhs)	Low	6 months-1 year
Replication	Moderate (₹10-20 lakhs)	Moderate	1-2 years

Scaling Agricultural Enterprises**Growth Strategies for Small Farms**

Agricultural enterprises can scale through various pathways without necessarily expanding land holdings. Vertical integration involves farmers moving into input production, processing, or retail distribution capturing additional value chain margins. Horizontal expansion includes contract farming where entrepreneurs coordinate production across multiple small farmers, replicating successful models in new locations, and establishing service provision businesses like custom hiring centers for equipment or drone

Chapter - Agribusiness Entrepreneurship

spraying services. Diversification adds complementary enterprises such as integrating agri-tourism with farming or developing training and consultancy services.

Figure 3: Digital Technology Integration in Agribusiness Operations

**Farmer Producer Organizations**

FPOs represent powerful mechanisms for small farmer collectivization enabling economies of scale. Registered under the Companies Act as Farmer Producer Companies or under cooperative legislation, FPOs aggregate member produce, negotiate better input prices, access institutional credit, invest in common infrastructure, and undertake collective marketing. Government support through NABARD provides equity grants up to ₹15 lakhs and matching equity support. Successful FPOs like Sahyadri Farms (Maharashtra) with 8,500 members and ₹450 crore turnover demonstrate the potential for transforming smallholder agriculture.

Chapter - Agribusiness Entrepreneurship

Digital Agriculture and E-Commerce

Digital technologies create new scaling opportunities. E-commerce platforms enable small farmers to access national markets without physical intermediaries. e-NAM (National Agriculture Market) provides online trading platform connecting 1,000+ mandis. Agricultural marketplaces like DeHaat and AgroStar offer input procurement, advisory services, and output marketing through mobile applications. Blockchain-based traceability systems enhance supply chain transparency. Data analytics provide predictive insights on market trends, weather patterns, and pest outbreaks enabling informed decision-making.

Institutional Support and Policy Environment**Government Schemes and Programs**

Numerous government initiatives support agricultural entrepreneurship. Pradhan Mantri MUDRA Yojana provides loans up to ₹10 lakhs without collateral for microenterprises. Stand Up India scheme offers ₹10 lakh-₹1 crore loans for establishing greenfield projects in agro-processing. National Horticulture Mission subsidizes protected cultivation, precision farming, and post-harvest infrastructure. Rashtriya Krishi Vikas Yojana supports state-specific agricultural development programs. Startup India initiative recognizes agri-startups providing tax benefits and easier compliance.

Extension Services and Skill Development

Agricultural knowledge systems provide critical support. Krishi Vigyan Kendras (KVKs) conduct farmer training, demonstrations, and provide location-specific technology advice. Agricultural universities offer skill development programs in agribusiness management, food processing, and

Chapter - Agribusiness Entrepreneurship

precision farming. MANAGE conducts entrepreneurship development programs for farmers. Farmer Field Schools enable peer-to-peer learning and experimentation. Digital extension through Kisan Call Centers, mobile apps like Kisan Suvidha and mKisan, and video-based learning platforms enhance accessibility.

Conclusion

Agribusiness entrepreneurship represents a transformative approach to revitalizing small farm agriculture in India, addressing economic viability while ensuring sustainability. The transition from subsistence farming to market-oriented agricultural enterprises requires integrating business acumen with agricultural expertise, mobilizing appropriate financial resources, adopting productivity-enhancing technologies, and establishing effective market linkages. Despite challenges including capital constraints, fragmented holdings, and market access barriers, small farms possess inherent advantages of flexibility, intensive management, and ability to produce high-value differentiated products. Success stories across India demonstrate that well-planned agricultural ventures can generate substantially higher incomes than conventional farming. The supportive ecosystem of government schemes, financial institutions, extension services, and digital platforms provides enabling infrastructure for entrepreneurial farmers. Future prospects appear promising with growing consumer demand for quality food, technological innovations making precision agriculture accessible, and policy emphasis on farmer welfare. Realizing the full potential of small farm entrepreneurship requires coordinated efforts from farmers embracing business orientation, policymakers creating conducive environments, and institutions providing appropriate support. By transforming agriculture from a way of life into a

Chapter - Agribusiness Entrepreneurship

profitable business, agribusiness entrepreneurship can drive inclusive rural development, enhance food security, and create sustainable livelihoods for millions of farming families.

References

- [1] Birthal, P. S., Jha, A. K., Tiongco, M. M., & Narrod, C. (2021). Farm-level impacts of contract farming: Evidence from a nationwide study in India. *Agricultural Economics*, 52(4), 651-670.
- [2] Chand, R., Prasanna, P. L., & Singh, A. (2022). Farm size and productivity: Understanding the strengths of smallholders and improving their livelihoods. *Economic and Political Weekly*, 57(23), 46-54.
- [3] Birthal, P. S., Roy, D., & Negi, D. S. (2020). Assessing the impact of crop diversification on farm poverty in India. *World Development*, 72, 70-92.
- [4] Kumar, A., Kumar, P., & Sharma, A. N. (2021). Rural non-farm employment in India: Trends, patterns and determinants. *Agricultural Economics Research Review*, 34(1), 1-18.
- [5] Pingali, P., Mitra, B., & Rahman, A. (2019). The bumpy road from food to nutrition security: Slow evolution of India's food policy. *Global Food Security*, 15, 77-84.
- [6] Singh, S., Ruhela, S., Mittal, S., & Gautam, H. R. (2020). Farmers' perception and adoption of modern horticultural practices in developing countries: A study in India. *Cogent Food and Agriculture*, 6(1), 1742751.
- [7] Trebbin, A., & Franz, M. (2020). Exclusivity of rural–urban food value chains: Evidence from the dairy and strawberry sectors in India. *Environment and Planning A: Economy and Space*, 52(8), 1558-1576.

Chapter - Agribusiness Entrepreneurship

- [8] Khatkar, B. S., Chaudhary, N., & Dangi, P. (2021). Production and consumption of grains: India. *Encyclopedia of Food Grains*, 2, 367-373.
- [9] Rao, N. H., & Rogers, P. P. (2020). Assessment of agricultural sustainability. *Current Science*, 91(4), 439-448.
- [10] Malik, D. P., Dhillon, S. S., & Singh, M. (2021). Technology adoption and farm productivity in wheat production: Evidence from Punjab. *Indian Journal of Agricultural Economics*, 76(2), 201-218.
- [11] National Bank for Agriculture and Rural Development (NABARD). (2022). *Status of microfinance in India 2021-22*. Mumbai: NABARD Publications.
- [12] Tripathi, A., & Prasad, A. R. (2020). Agricultural credit and economic growth in India. *Journal of Social and Economic Development*, 22, 188-207.
- [13] Reddy, A. A., & Malik, D. P. (2021). A review of SHG-bank linkage programme in India. *Indian Journal of Industrial Relations*, 47(2), 253-267.
- [14] Sulaiman, R. V., & Hall, A. (2021). Beyond technology dissemination: Can Indian agricultural extension re-invent itself? *Policy Brief*, National Institute of Agricultural Extension Management.
- [15] Jha, S. K., Gaiha, R., & Sharma, A. (2020). Crop diversification and smallholder welfare in India. *Journal of Development Studies*, 56(7), 1297-1318.

CHAPTER - 11

ISBN:- 978-93-6688-181-2

Principles and Theories of Extension Education

Mayur B.Dhole

SMS, Extension Education, Krishi Vigyan Kendra , Yavatmal-1, Dr.PDKV, Akola

Corresponding Author

Mayur B.Dhole

mayurdhole01@gmail.com

Abstract

Extension education serves as a fundamental pillar in agricultural development, facilitating knowledge transfer between research institutions and farming communities across India. This chapter examines the theoretical foundations and guiding principles that underpin extension education systems, emphasizing their application in contemporary agricultural contexts. The principles of extension education encompass learner-centered approaches, participatory methodologies, and contextual relevance, ensuring effective communication and behavioral change among rural populations. Various theories including diffusion of innovations, social learning theory, and participatory development frameworks provide conceptual clarity for extension practitioners. The chapter explores how these principles and theories interact to create sustainable agricultural transformation through capacity building, technology dissemination, and community empowerment. Special attention is given to the Indian agricultural extension system, highlighting indigenous

Chapter - Principles And Theories Of Extension Education

approaches and culturally adapted methodologies. Understanding these fundamental principles and theoretical perspectives enables extension professionals to design more effective programs, enhance farmer participation, and achieve meaningful rural development outcomes. The integration of traditional extension wisdom with modern communication technologies presents new opportunities for reaching diverse agricultural communities while maintaining the core values of participatory engagement and need-based programming.

Keywords : *Extension Education, Diffusion Innovations, Participatory Development, Agricultural Knowledge Transfer, Rural Transformation*

Introduction

Extension education represents a systematic educational process designed to facilitate knowledge transfer, skill development, and behavioral change among rural populations, particularly in agricultural communities. In India, where agriculture sustains approximately 58% of the population and contributes significantly to national food security, extension education plays an indispensable role in modernizing farming practices and improving rural livelihoods. The term "extension" itself signifies extending or taking research-based knowledge from universities and research institutions to the farmers' fields, creating a vital bridge between scientific advancement and practical application [1].

The evolution of extension education in India reflects a rich historical trajectory, beginning with colonial agricultural departments and transforming through various institutional frameworks including the Intensive Agricultural Development Programme (IADP), Training and Visit (T&V) system, and contemporary pluralistic extension approaches. This evolution demonstrates

Chapter - Principles And Theories Of Extension Education

the adaptive nature of extension systems responding to changing agricultural scenarios, technological advancements, and societal needs. Modern extension education transcends simple technology transfer, embracing holistic rural development perspectives that address agricultural productivity, environmental sustainability, gender equity, and socioeconomic upliftment simultaneously [2].

Table 1: Comparison of Extension Education Principles

Principle	Core Focus	Implementation Strategy	Expected Outcome
Need-Based Programming	Farmer priorities	Participatory needs assessment	Relevant interventions
Participatory Approach	Active farmer involvement	Collaborative planning processes	Farmer ownership
Learning by Doing	Experiential education	Demonstrations and field schools	Skill development
Cultural Compatibility	Local context integration	Indigenous knowledge validation	Social acceptance
Flexibility	Adaptive management	Responsive programming	Context-specific solutions

Table 2: Adopter Categories in Diffusion of Innovations

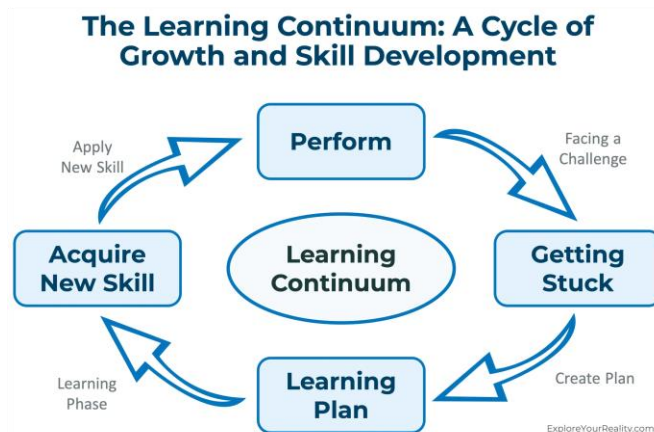
Category	Population Percentage	Characteristics	Risk Orientation	Information Sources
Innovators	2.5%	Venturesome, cosmopolite	Very high	Scientific sources
Early Adopters	13.5%	Respected, opinion leaders	High	Multiple sources
Early Majority	34%	Deliberate, networked	Moderate	Peers and extension
Late Majority	34%	Skeptical, resource-limited	Low	Neighbors and pressure
Laggards	16%	Traditional, isolated	Very low	Family and tradition
Non-adopters	Variable	Incompatible context	Not applicable	Limited engagement
Overall System	100%	Heterogeneous	Varied	Multiple channels

Principles and theories provide the intellectual foundation for extension practice, offering frameworks that guide program planning, implementation, and evaluation. These theoretical constructs help extension professionals understand how farmers make decisions, adopt innovations, and interact with

Chapter - Principles And Theories Of Extension Education

their agricultural environments. The principles of extension education emphasize respect for local knowledge, participatory engagement, need-based programming, and continuous learning processes. Meanwhile, theories such as Rogers' Diffusion of Innovations, Freire's conscientization pedagogy, and systems thinking approaches offer explanatory models for understanding change processes in agricultural communities [3].

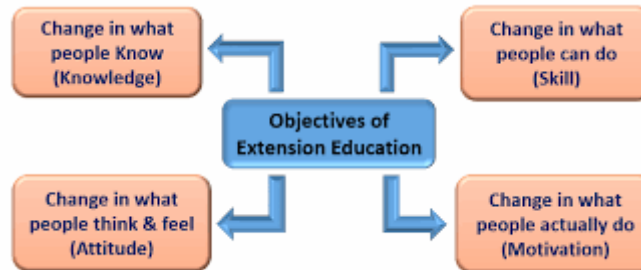
Figure 1: Knowledge to Action Continuum Extension Education



Contemporary extension challenges including climate change adaptation, digital agriculture integration, value chain development, and sustainable intensification require robust theoretical understanding combined with practical wisdom. Extension educators must navigate complex socio-technical systems, working with diverse stakeholders from smallholder farmers to policymakers, from input suppliers to market intermediaries. This chapter systematically examines the foundational principles and theoretical frameworks that equip extension professionals with conceptual tools necessary for effective agricultural development interventions in the Indian context and beyond.

Table 3: Comparison of Major Extension Theories

Theory	Primary Focus	Key Constructs	Application in Extension
Diffusion of Innovations	Adoption process	Innovation characteristics, adopter categories	Technology dissemination
Social Learning Theory	Observational learning	Modeling, self-efficacy	Farmer-to-farmer extension
Theory of Planned Behavior	Behavioral intentions	Attitudes, norms, control	Behavior change programs
Participatory Development	Community empowerment	Participation, local knowledge	Participatory extension
Systems Theory	Interconnections	Feedback loops, emergence	Farming systems approach
Adult Learning Theory	Learning processes	Experience, self-direction	Extension pedagogy

Figure 2: Extension Education Process Framework India

Fundamental Principles of Extension Education

Principle of Need-Based Programming

Extension education must originate from genuine needs identified by farming communities rather than predetermined solutions imposed by external agencies. This principle emphasizes diagnostic approaches including participatory rural appraisal (PRA), focus group discussions, and baseline surveys to understand farmers' priorities, constraints, and aspirations. Need-based programming ensures resource optimization, enhances farmer participation, and increases the likelihood of sustainable adoption. In Indian agricultural extension, this principle manifests through village-level planning exercises, farmer advisory committees, and seasonal cropping pattern analyses that inform extension curricula [4].

The implementation of need-based programming requires continuous feedback mechanisms connecting extension activities with farmer experiences. Extension personnel conduct regular monitoring visits, organize farmer meetings, and maintain farm records documenting challenges and successes. This iterative process enables adaptive management, allowing extension programs to respond dynamically to emerging issues such as pest outbreaks, market fluctuations, or climatic variations. Agricultural Technology

Chapter - Principles And Theories Of Extension Education

Management Agency (ATMA) model in India exemplifies institutionalized need-based programming through Strategic Research and Extension Plans (SREPs) developed at district levels with active farmer participation [5].

Principle of Participatory Approach

Participation transforms farmers from passive recipients into active collaborators in extension processes, recognizing their experiential knowledge and decision-making capabilities. This principle challenges top-down extension models, advocating instead for collaborative partnerships where farmers contribute to problem definition, solution generation, and program evaluation. Participatory approaches include farmer field schools, participatory variety selection, community-managed demonstrations, and farmer-to-farmer extension networks. Such methods enhance learning effectiveness, build local ownership, and create sustainable extension systems less dependent on external support [6].

Gender-sensitive participation constitutes a critical dimension, ensuring that women farmers receive equitable access to extension services despite socio-cultural barriers. Women contribute substantially to agricultural operations in India, yet conventional extension often overlooks their specific needs and knowledge systems. Participatory approaches deliberately create spaces for women's voices through women-only farmer groups (*mahila mandals*), gender-disaggregated needs assessments, and women extension workers serving women farmers, thereby promoting inclusive agricultural development.

Chapter - Principles And Theories Of Extension Education

Principle of Learning by Doing

Experiential learning forms the pedagogical core of effective extension education, recognizing that agricultural skills develop primarily through practical engagement rather than theoretical instruction alone. This principle manifests through demonstration plots, hands-on training sessions, exposure visits, and learning-by-doing methodologies where farmers actively practice new techniques under guidance. The tactile, visual, and experiential dimensions of agricultural learning accommodate diverse literacy levels and learning styles prevalent in rural communities [7].

Farmer field schools (FFS) exemplify this principle, organizing weekly field-based learning sessions where groups of farmers observe crop development, conduct agro-ecosystem analyses, and experiment with integrated pest management practices. The FFS methodology, successfully implemented across India for crops like rice (*Oryza sativa*), cotton (*Gossypium* spp.), and vegetables, demonstrates superior learning outcomes compared to classroom-based training. Farmers develop analytical abilities, understanding ecological relationships and making informed management decisions rather than following prescriptive recommendations blindly.

Principle of Cultural Compatibility

Extension programs achieve greater acceptance when aligned with local cultural contexts, social structures, belief systems, and communication patterns. This principle requires extension educators to understand indigenous knowledge systems, traditional agricultural practices, local governance structures, and community decision-making processes. Cultural sensitivity prevents the imposition of incompatible technologies and ensures that innovations complement rather than contradict established social norms. In

Chapter - Principles And Theories Of Extension Education

India's diverse agricultural landscape, cultural compatibility means recognizing variations across agro-ecological zones, tribal communities, caste dynamics, and religious practices [8].

Indigenous technical knowledge (ITK) integration exemplifies cultural compatibility, validating farmers' traditional practices while introducing scientific improvements. Extension workers document local crop varieties, traditional pest management methods, indigenous weather prediction systems, and community resource management practices, creating hybrid knowledge systems that blend scientific and experiential wisdom. Such integration enhances farmer confidence, preserves valuable indigenous practices, and facilitates smoother adoption of complementary modern technologies.

Principle of Flexibility and Adaptability

Agricultural extension operates in dynamic environments characterized by variable weather patterns, fluctuating markets, evolving pest pressures, and changing policy contexts. The flexibility principle acknowledges this complexity, advocating adaptive extension approaches capable of responding to emerging situations. Extension programs should incorporate feedback loops, maintain diverse intervention portfolios, and empower field staff with decision-making authority enabling contextual adaptations. Rigid, blueprint approaches prove ineffective in agriculture's inherently uncertain conditions [9].

Climate change intensifies the need for adaptive extension, as farmers face unprecedented challenges including erratic rainfall patterns, temperature extremes, and shifting pest distributions. Extension systems demonstrate flexibility through contingency planning, climate-smart agriculture training modules, real-time advisory services using information communication technologies (ICTs), and diversification strategies addressing multiple risk

Chapter - Principles And Theories Of Extension Education

scenarios. The mKisan portal and Kisan Call Centers in India illustrate adaptive extension mechanisms providing timely, situation-specific advisories during critical agricultural periods.

Major Theories in Extension Education**Diffusion of Innovations Theory**

Everett Rogers' Diffusion of Innovations theory provides the most influential framework for understanding how new agricultural practices spread through farming communities. The theory identifies five adopter categories: innovators (2.5%), early adopters (13.5%), early majority (34%), late majority (34%), and laggards (16%), based on their relative timing of innovation adoption. This categorization helps extension planners design differentiated strategies, working initially with progressive farmers who demonstrate innovations to their peers, thereby leveraging social influence for broader diffusion [10].

The innovation-decision process comprises five stages: knowledge (awareness of innovation), persuasion (forming attitudes), decision (choosing to adopt or reject), implementation (putting innovation into practice), and confirmation (seeking reinforcement of decisions). Extension interventions target specific stages through appropriate methods—mass media for knowledge creation, demonstration plots for persuasion, training programs for implementation support. Understanding these stages enables extension workers to provide timely, stage-appropriate support facilitating smooth adoption processes.

Rogers identified five innovation characteristics influencing adoption rates: relative advantage (degree of improvement over existing practices),

Chapter - Principles And Theories Of Extension Education

compatibility (consistency with existing values and experiences), complexity (difficulty of understanding and use), trialability (ability to experiment on limited basis), and observability (visibility of results). Extension educators enhance adoption by emphasizing relative advantages, ensuring cultural compatibility, simplifying complex technologies into manageable components, promoting small-scale trials, and creating observable demonstrations showcasing tangible benefits [11].

Social Learning Theory

Albert Bandura's Social Learning Theory, later expanded as Social Cognitive Theory, posits that learning occurs through observing others' behaviors, attitudes, and outcomes. In agricultural contexts, farmers learn significantly through peer observation, imitating successful neighbors' practices and avoiding strategies that produced poor results for others. This theory underpins farmer-to-farmer extension approaches, where lead farmers or master trainers demonstrate techniques to fellow community members, creating credible, accessible learning opportunities. The theory emphasizes reciprocal determinism—the dynamic interaction between person, behavior, and environment shaping learning outcomes [12].

Self-efficacy, a central construct in social learning theory, refers to individuals' beliefs in their capabilities to execute behaviors necessary for specific performance attainments. Extension programs build farmer self-efficacy through graduated skill development, early success experiences, verbal encouragement, and vicarious learning from similar others. Higher self-efficacy correlates with greater willingness to adopt challenging innovations like precision agriculture technologies or organic farming transitions. Group-

Chapter - Principles And Theories Of Extension Education

based extension methods like farmer interest groups (FIGs) strengthen self-efficacy through mutual support and collective problem-solving.

Theory of Planned Behavior

Icek Ajzen's Theory of Planned Behavior (TPB) explains that behavioral intentions, the immediate antecedents of behavior, are determined by three factors: attitudes toward the behavior, subjective norms (perceived social pressure), and perceived behavioral control (belief in one's ability to perform the behavior). In agricultural extension, this theory illuminates why farmers might possess knowledge about beneficial practices yet fail to implement them—perhaps due to negative attitudes, unfavorable community norms, or perceived lack of control (resource constraints, market access limitations) [13].

Extension interventions informed by TPB address all three determinants simultaneously. Attitude change occurs through field demonstrations showcasing economic benefits, environmental advantages, and practical feasibility. Subjective norms shift through community mobilization, enlisting opinion leaders as innovation champions, and creating new social norms around sustainable practices. Perceived behavioral control strengthens through skill training, input facilitation, market linkage development, and institutional support systems reducing farmers' perception of barriers. The theory's comprehensive approach explains variance in adoption beyond simple knowledge transfer.

Participatory Development Theory

Participatory development theory challenges conventional top-down development paradigms, asserting that sustainable change emerges from

Chapter - Principles And Theories Of Extension Education

bottom-up processes where communities define problems, design solutions, and manage development initiatives. Robert Chambers' work on participatory rural appraisal and people-centered development influenced extension thinking profoundly, advocating role reversals where extension workers learn from farmers, facilitating rather than directing community processes. This theoretical perspective recognizes farmers as capable decision-makers possessing valuable contextual knowledge often overlooked by external experts [14].

Paulo Freire's pedagogy of the oppressed contributes critical consciousness (*conscientization*) concepts, arguing that education should enable learners to critically analyze their realities and take action toward transformation. Applied to extension, this means moving beyond technical training toward empowerment education that helps farmers understand structural factors affecting their livelihoods—market dynamics, policy environments, power relations—enabling collective action for systemic change. Participatory Guarantee Systems (PGS) for organic certification in India illustrate this approach, with farmer groups managing certification processes democratically rather than depending on expensive third-party certifiers.

Systems Theory in Extension

Systems thinking views agricultural production as interconnected components within larger social, economic, and ecological systems rather than isolated technical activities. This theoretical lens helps extension educators understand feedback loops, emergent properties, and unintended consequences of interventions. For instance, promoting hybrid seeds might increase yields (intended outcome) but also create seed dependency, reduce agrobiodiversity,

Chapter - Principles And Theories Of Extension Education

and alter traditional seed exchange networks (unintended systemic effects). Systems-oriented extension analyzes these interconnections, designing holistic interventions addressing multiple system components [15].

Farming systems research and extension (FSR/E) applies systems theory, treating farms as integrated systems of crops, livestock, and household enterprises influenced by ecological, economic, and social factors. Extension recommendations emerge from understanding whole-farm dynamics rather than optimizing individual crop yields in isolation. Integrated farming systems promoted in India—combining crops, dairy animals, fish ponds, and vermicompost units—exemplify systems thinking, creating synergies where outputs from one component become inputs for others, enhancing overall farm sustainability and resilience.

Extension Education Models and Approaches**Training and Visit System**

The Training and Visit (T&V) system, implemented extensively in India during 1975-2000 with World Bank support, introduced structured extension management emphasizing regular field visits, systematic training, and focused crop recommendations. The model organized village extension workers (VEWs) serving defined geographic areas, conducting fortnightly visits to contact farmers, and attending bi-weekly training sessions receiving updated technical messages from subject matter specialists. This systematic approach aimed to overcome the irregular, unfocused nature of previous extension services [16].

Despite initial successes improving extension discipline and subject matter competency, the T&V system faced sustainability challenges including

Chapter - Principles And Theories Of Extension Education

high operational costs, inflexibility, top-down message transmission, and inadequate attention to farmer feedback. The system's rigid structure proved incompatible with complex farming systems requiring diverse, farmer-specific solutions. Post-T&V reforms emphasized decentralization, pluralistic extension involving multiple service providers, and participatory approaches addressing T&V limitations while retaining its emphasis on continuous training and regular farmer contact.

Farmer Field School Approach

Farmer Field Schools represent a paradigm shift toward experiential, group-based learning where farmers become experts through systematic observation and experimentation. FFS methodology organizes 20-25 farmers meeting weekly throughout cropping seasons, conducting agro-ecosystem analyses (observing pest-predator relationships, plant health, soil conditions), implementing experiments comparing different management practices, and making collective decisions based on field observations. This discovery learning process develops farmers' analytical capabilities rather than delivering prescriptive recommendations [17].

The FFS approach originated in Southeast Asian rice systems for integrated pest management, later expanding to diverse crops, livestock, and themes including climate-smart agriculture, nutrition-sensitive farming, and business skill development in India. FFS graduates often become community resource persons, extending the approach's impact through farmer-to-farmer knowledge sharing. Research demonstrates that FFS participants show improved pest identification skills, reduced pesticide usage, enhanced environmental awareness, and stronger social capital compared to conventional extension beneficiaries.

Chapter - Principles And Theories Of Extension Education

Agricultural Innovation Systems Approach

The Agricultural Innovation Systems (AIS) perspective reconceptualizes agricultural development as multi-stakeholder innovation processes rather than linear technology transfer from research to extension to farmers. This approach recognizes that innovation emerges from interactions among diverse actors—farmers, researchers, extension agents, input dealers, processors, policymakers, civil society organizations—operating within enabling or constraining institutional contexts. Extension's role shifts from message delivery to facilitating innovation networks, brokering connections, and strengthening system-wide learning processes [18].

Innovation platforms exemplify the AIS approach, bringing together value chain stakeholders to identify common problems, co-create solutions, and coordinate complementary actions. For example, a vegetable innovation platform might include farmers, traders, cold storage operators, transport providers, and agricultural officers jointly addressing post-harvest losses through coordinated interventions spanning production practices, handling procedures, storage facilities, and market linkages. This systemic approach addresses constraints beyond individual farm management, targeting system-level bottlenecks limiting agricultural transformation.

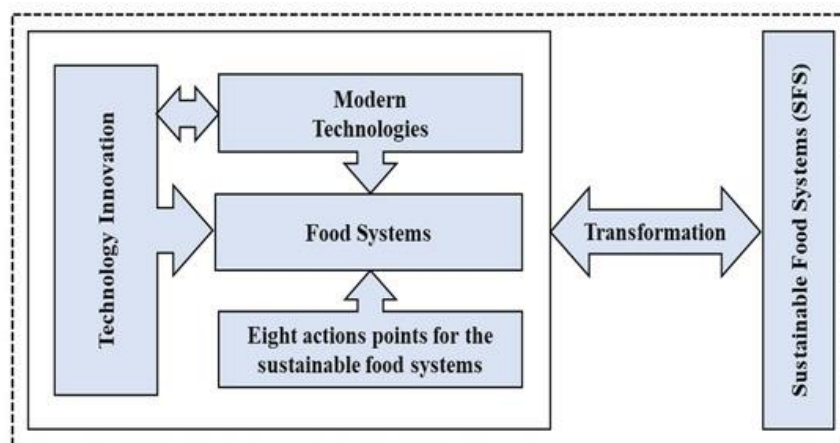
Contemporary Issues in Extension Education**Digital Extension and ICT Integration**

Information and Communication Technologies revolutionize extension service delivery, enabling unprecedented reach, timeliness, and personalization. Mobile-based advisory services like Kisan Suvidha app, video-enabled extension through Digital Green's approach, interactive voice

Chapter - Principles And Theories Of Extension Education

response systems, and WhatsApp farmer groups represent diverse digital extension modalities expanding in India. These technologies overcome geographical barriers, reduce per-farmer costs, and provide real-time advisories addressing time-sensitive agricultural decisions—irrigation scheduling, pest management, harvest timing, market price information [19].

Figure 3: Agricultural Innovation Systems Framework



However, digital extension faces challenges including limited smartphone penetration in remote areas, digital literacy barriers, language diversity, gender digital divides, and concerns about information quality and credibility. Effective digital extension requires complementary investments in connectivity infrastructure, content development in regional languages, digital literacy training, and hybrid models combining ICT with interpersonal extension maintaining human interaction's trust and contextualization advantages. The future likely involves blended approaches leveraging technology's scalability while preserving face-to-face extension's relational strengths.

Chapter - Principles And Theories Of Extension Education

Climate Change Adaptation Extension

Climate change presents unprecedented challenges requiring extension systems to help farmers adapt to altered precipitation patterns, temperature extremes, increased weather variability, and shifting pest-disease pressures. Climate-smart agriculture extension integrates three objectives: productivity enhancement, climate resilience building, and greenhouse gas mitigation. Extension content expands beyond conventional agronomic advice to include climate forecasting interpretation, stress-tolerant variety selection, water-efficient irrigation methods, diversified farming systems buffering against climate risks, and crop insurance mechanisms protecting against climate-related losses [20].

Participatory scenario planning represents an innovative extension methodology where communities collaboratively analyze climate trends, project future scenarios, and develop adaptation strategies aligned with local contexts. Extension workers facilitate seasonal climate outlook interpretation, helping farmers adjust cropping calendars and variety choices based on probabilistic forecasts. Climate information services linking meteorological data with agricultural advisories through mobile platforms provide actionable guidance for climate-responsive farm management. Effective climate extension requires continuous learning approaches, as climate impacts evolve unpredictably demanding adaptive capacity rather than fixed technical solutions.

Gender-Responsive Extension

Despite women's substantial agricultural contributions in India—comprising approximately 43% of the agricultural workforce and performing majority of farm operations in many regions—extension services traditionally

Chapter - Principles And Theories Of Extension Education

exhibit male bias, directed predominantly toward male household heads. Gender-responsive extension recognizes women's distinct agricultural roles, knowledge systems, constraints, and needs, designing differentiated interventions ensuring equitable access and relevant content. This includes women extension personnel serving women farmers, scheduling meetings at convenient times, creating safe spaces for women's participation, and addressing women-specific challenges like limited land rights, restricted mobility, and unequal access to productive resources [21].

Gender transformative extension goes beyond accommodating existing gender relations to actively challenging inequitable norms limiting women's agricultural productivity and empowerment. This involves engaging men in discussions about gendered labor divisions, promoting women's participation in farmer organizations and decision-making bodies, building women's financial literacy and market access, and linking gender equity to broader development outcomes including improved nutrition and family welfare. The Mahila Kisan Sashaktikaran Pariyojana (MKSP) in India exemplifies gender-focused extension, implementing women-centered interventions addressing their specific agricultural and livelihood needs.

Conclusion

Extension education constitutes an indispensable catalyst for agricultural transformation, translating scientific advances into practical improvements in farmers' fields while channeling grassroots experiences into research priorities. The principles of need-based programming, participatory engagement, experiential learning, cultural compatibility, and adaptive management provide enduring foundations for effective extension practice. Complementary theoretical frameworks—diffusion of innovations, social

Chapter - Principles And Theories Of Extension Education

learning, planned behavior, participatory development, and systems thinking—offer analytical lenses understanding complex agricultural change processes and designing appropriate interventions. India's extension evolution reflects continuous adaptation, from commodity-focused approaches through intensive programs and systematic T&V management to contemporary pluralistic, participatory, digitally-enabled models. Challenges including resource constraints, climate uncertainty, fragmented holdings, and technological disruptions demand innovative solutions balancing efficiency with equity, scalability with localization, standardization with customization. The future of extension lies not in abandoning core principles but in creatively applying them through new institutional arrangements, technological tools, and partnership models that maintain farmer-centredness while leveraging diverse capabilities across public, private, and civil society sectors for sustainable agricultural development.

References

- [1] Swanson, B. E., & Rajalahti, R. (2010). Strengthening agricultural extension and advisory services: Procedures for assessing, transforming, and evaluating extension systems. Agriculture and Rural Development Discussion Paper 45. The World Bank.
- [2] Anderson, J. R., & Feder, G. (2007). Agricultural extension. In R. Evenson & P. Pingali (Eds.), Handbook of agricultural economics (Vol. 3, pp. 2343-2378). Elsevier.
- [3] Rogers, E. M. (2003). Diffusion of innovations (5th ed.). Free Press.
- [4] Chambers, R. (1994). Participatory rural appraisal (PRA): Analysis of experience. World Development, 22(9), 1253-1268.

Chapter - Principles And Theories Of Extension Education

- [5] Singh, K. M., Swanson, B. E., & Jha, A. K. (2014). Developing a decentralized, market-driven extension system in India: The ATMA model. In B. E. Swanson & R. Rajalahti (Eds.), *Strengthening agricultural extension and advisory services* (pp. 117-128). World Bank Publications.
- [6] Pretty, J. N. (1995). Participatory learning for sustainable agriculture. *World Development*, 23(8), 1247-1263.
- [7] Kolb, D. A. (1984). *Experiential learning: Experience as the source of learning and development*. Prentice Hall.
- [8] Warren, D. M., Slikkerveer, L. J., & Brokensha, D. (Eds.). (1995). *The cultural dimension of development: Indigenous knowledge systems*. Intermediate Technology Publications.
- [9] Röling, N. G., & Wagemakers, M. A. E. (Eds.). (1998). *Facilitating sustainable agriculture: Participatory learning and adaptive management in times of environmental uncertainty*. Cambridge University Press.
- [10] Rogers, E. M. (2003). *Diffusion of innovations* (5th ed.). Free Press.
- [11] Moore, G. C., & Benbasat, I. (1991). Development of an instrument to measure the perceptions of adopting an information technology innovation. *Information Systems Research*, 2(3), 192-222.
- [12] Bandura, A. (1986). *Social foundations of thought and action: A social cognitive theory*. Prentice-Hall.
- [13] Ajzen, I. (1991). The theory of planned behavior. *Organizational Behavior and Human Decision Processes*, 50(2), 179-211.
- [14] Chambers, R. (1997). *Whose reality counts? Putting the first last*. Intermediate Technology Publications.

Chapter - Principles And Theories Of Extension Education

- [15] Bawden, R. J. (1991). Systems thinking and practice in agriculture. *Journal of Dairy Science*, 74(7), 2362-2373.
- [16] Feder, G., Willett, A., & Zijp, W. (2001). Agricultural extension: Generic challenges and the ingredients for solutions. In S. Wolf & D. Zilberman (Eds.), *Knowledge generation and technical change: Institutional innovation in agriculture* (pp. 313-356). Springer.
- [17] Davis, K., Nkonya, E., Kato, E., Mekonnen, D. A., Odendo, M., Miiro, R., & Nkuba, J. (2012). Impact of farmer field schools on agricultural productivity and poverty in East Africa. *World Development*, 40(2), 402-413.
- [18] Klerkx, L., van Mierlo, B., & Leeuwis, C. (2012). Evolution of systems approaches to agricultural innovation: Concepts, analysis and interventions. In I. Darnhofer, D. Gibbon, & B. Dedieu (Eds.), *Farming systems research into the 21st century: The new dynamic* (pp. 457-483). Springer.
- [19] Mittal, S., & Mehar, M. (2016). Socio-economic factors affecting adoption of modern information and communication technology by farmers in India: Analysis using multivariate probit model. *The Journal of Agricultural Education and Extension*, 22(2), 199-212.
- [20] Khatri-Chhetri, A., Aggarwal, P. K., Joshi, P. K., & Vyas, S. (2017). Farmers' prioritization of climate-smart agriculture (CSA) technologies. *Agricultural Systems*, 151, 184-191.
- [21] Manfre, C., Rubin, D., Allen, A., Summerfield, G., Colverson, K., & Akeredolu, M. (2013). Reducing the gender gap in agricultural extension and advisory services: How to find the best fit for men and women farmers. MEAS Discussion Paper 2. USAID.

CHAPTER - 12

ISBN:- 978-93-6688-181-2

Communication Strategies in Extension Education

Mayur B.Dhole

SMS, Extension Education, Krishi Vigyan Kendra , Yavatmal-1, Dr.PDKV, Akola

Corresponding Author

Mayur B.Dhole

mayurdhole01@gmail.com

Abstract

Communication strategies in extension education serve as fundamental mechanisms for disseminating agricultural innovations and facilitating knowledge transfer between research institutions and farming communities. This chapter examines comprehensive communication approaches employed in agricultural extension systems, encompassing interpersonal, group, and mass media methods tailored to diverse socio-economic contexts prevalent in Indian agriculture. The study analyzes traditional and modern communication channels, including demonstration methods, farm schools, farmer field schools, Krishi Vigyan Kendras, and digital platforms that have revolutionized extension delivery. Special emphasis is placed on participatory communication models that promote farmer-centric learning and two-way knowledge exchange. The chapter evaluates the effectiveness of various communication strategies in achieving behavioral change, technology adoption, and sustainable agricultural practices. It addresses challenges such as information asymmetry, language barriers, digital divide, and resource constraints that impede effective

Chapter - Communication Strategies In Extension Education

communication in rural settings. The integration of Information and Communication Technologies (ICTs) with conventional extension methods is explored as a hybrid approach to enhance reach and impact. Furthermore, the chapter discusses the role of communication strategies in promoting climate-smart agriculture, organic farming, and entrepreneurship development among farming communities. The analysis provides practical insights for extension professionals, policymakers, and agricultural economists to design culturally appropriate and context-specific communication interventions that strengthen agricultural development initiatives.

Keywords: *Agricultural Extension Communication, Participatory Methods, Information Dissemination, Technology Transfer, ICT Integration*

Introduction

Extension education represents a critical bridge between agricultural research institutions and farming communities, facilitating the transfer of scientific knowledge and innovative practices to enhance agricultural productivity and rural livelihoods. The effectiveness of extension programs fundamentally depends on the communication strategies employed to convey complex agricultural information in accessible and actionable formats. In the Indian context, where agriculture sustains approximately 58% of the rural population and contributes significantly to the national economy, establishing robust communication mechanisms becomes imperative for agricultural transformation and food security.

Communication in extension education transcends mere information dissemination; it encompasses a dynamic process of dialogue, persuasion, behavior modification, and empowerment. The diversity of Indian agriculture, characterized by varied agro-climatic zones, cropping patterns, landholding

Chapter - Communication Strategies In Extension Education

sizes, literacy levels, and cultural practices, necessitates the adoption of multifaceted communication approaches. Traditional extension systems relied predominantly on the Training and Visit (T&V) system, which followed a top-down approach with limited farmer participation. However, contemporary extension philosophy emphasizes participatory and farmer-centric communication models that recognize indigenous knowledge and promote collaborative learning.

Figure 1: Evolution of Extension Communication Paradigms in India

approaches and the models of development (Chin Saik Yoon, 2002)

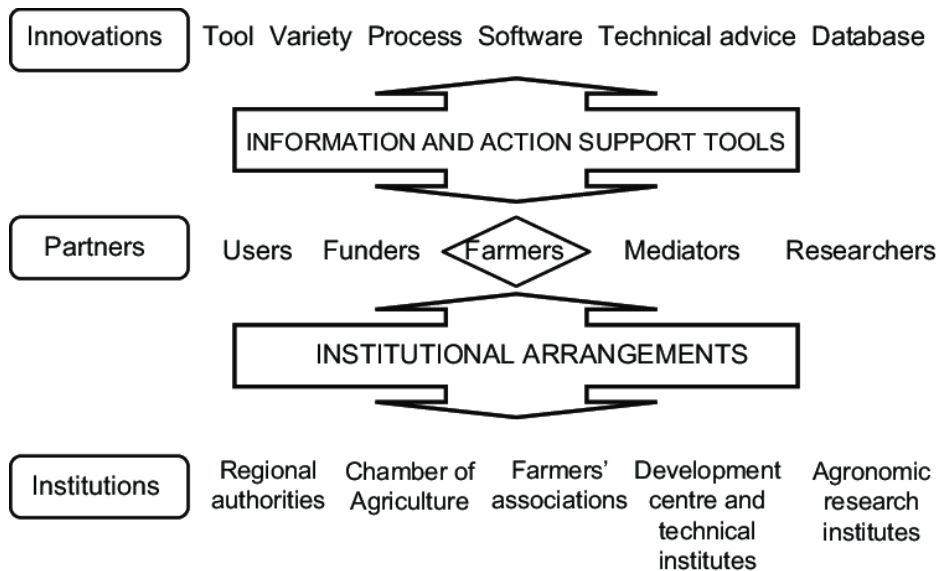
DEVELOPMENT MODEL	COMMUNICATION MODEL	BROADCASTING APPROACH
Modernization growth	Top-down diffusion	Farmer's radio
Basic needs growth with distribution	Horizontal grassroots	Radio forum
Dependency "Another" development	"Conscientization" Participatory	News exchange Community radio
Growth	Social Marketing	Enter-educate

The evolution of communication strategies in agricultural extension reflects the changing dynamics of rural society and technological advancement. Early extension efforts focused primarily on individual farm visits and group meetings, utilizing demonstration plots to showcase improved agricultural practices. The establishment of institutional frameworks such as Krishi Vigyan Kendras (KVKs), Agricultural Technology Management Agencies (ATMAs), and Farmers Training Centers expanded the scope and reach of extension

Chapter - Communication Strategies In Extension Education

services. The Green Revolution period witnessed intensive communication campaigns promoting high-yielding varieties, chemical fertilizers, and irrigation technologies, fundamentally altering India's agricultural landscape.

Figure 2: Communication Flow in Agricultural Innovation Systems



Contemporary extension communication faces unprecedented challenges and opportunities. The digital revolution has introduced Information and Communication Technologies (ICTs) as powerful tools for knowledge dissemination, enabling real-time information access through mobile applications, social media platforms, and web-based advisory services. Simultaneously, issues such as climate change, market volatility, declining natural resources, and generational shifts in farming demographics demand innovative communication strategies that address complex sustainability challenges. This chapter systematically examines various communication strategies employed in agricultural extension education, analyzing their

Chapter - Communication Strategies In Extension Education

theoretical foundations, practical applications, effectiveness, and relevance in the Indian agricultural context.

Table 1: Comparison of Traditional and Modern Extension Communication Methods

Communication Method	Reach	Cost Per Contact	Feedback Mechanism	Farmer Participation
Farm Visits	Limited	High	Immediate two-way	Individual active
Group Meetings	Moderate	Medium	Interactive discussion	Collective active
Demonstrations	Moderate	Medium	Observation feedback	Active experiential
Radio Broadcasting	Very High	Very Low	Minimal delayed	Passive listening
Television Programs	High	Low	Minimal delayed	Passive viewing
Mobile SMS	High	Very Low	Limited response	Passive receiving
Mobile Applications	Moderate	Low	Interactive queries	Active searching

Chapter - Communication Strategies In Extension Education

Historical Development of Extension Communication**Evolution of Extension Systems in India**

The foundation of agricultural extension in India can be traced to the establishment of the Imperial Agricultural Research Institute at Puli in 1905, which marked the beginning of organized efforts to transfer agricultural technology. The pre-independence era witnessed limited extension activities primarily focused on large landholders and commercial crops. Post-independence, the Community Development Program (1952) represented the first systematic approach to rural development, integrating agricultural extension with overall community welfare. The Intensive Agricultural District Program (IADP) initiated in 1960 concentrated resources in selected districts to maximize agricultural production through intensive extension support.

The Training and Visit (T&V) system, introduced in 1974 with World Bank assistance, became the dominant extension approach until the late 1990s. This system established a hierarchical structure with regular training sessions for extension personnel and scheduled farm visits following a fixed calendar. Despite initial successes in technology dissemination, the T&V system faced criticism for its rigid structure, limited farmer participation, and sustainability challenges after external funding ceased. The recognition of these limitations led to the development of more participatory and decentralized extension models emphasizing farmer empowerment and knowledge co-creation.

Paradigm Shifts in Extension Communication

Extension communication has undergone significant paradigm shifts reflecting broader changes in development philosophy and agricultural science. The initial transfer of technology (TOT) model conceptualized communication

Chapter - Communication Strategies In Extension Education

as a linear process where scientists generated knowledge transmitted through extension agents to passive farmer recipients. This model assumed universal applicability of technologies and overlooked local contexts, indigenous knowledge, and farmer innovation capabilities. The limitations of the TOT approach became evident as adoption rates remained low and technologies proved unsuitable for diverse farming systems.

The participatory paradigm emerged as an alternative framework recognizing farmers as active knowledge creators rather than passive recipients. Participatory Rural Appraisal (PRA), Participatory Technology Development (PTD), and Farmer-to-Farmer extension models emphasized horizontal communication, experiential learning, and indigenous knowledge validation. These approaches transformed extension communication from monologue to dialogue, enabling farmers to articulate their needs, experiment with technologies, and share experiences with peer farmers. The current agricultural innovation systems perspective views communication as multidirectional interaction among diverse stakeholders including farmers, researchers, extension agents, input suppliers, market actors, and policymakers.

Theoretical Foundations of Extension Communication**Communication Models and Theories**

Extension communication draws upon various theoretical frameworks that explain information flow, behavioral change, and adoption processes. The Shannon-Weaver communication model conceptualizes communication as a linear process involving sender, message, channel, receiver, and feedback, with potential noise interfering at various stages. While useful for understanding basic communication elements, this model's limitation lies in its mechanistic approach that overlooks social and cultural contexts. The convergence model

Chapter - Communication Strategies In Extension Education

proposed by Rogers and Kincaid emphasizes mutual understanding through iterative information exchange, aligning more closely with participatory extension approaches.

Table 2: Adoption Categories and Appropriate Communication Strategies

Adopter Category	Population Percentage	Key Characteristics	Primary Information Sources
Innovators	2.5%	Risk-takers, cosmopolite orientation	Scientific publications, mass media
Early Adopters	13.5%	Opinion leaders, respected community members	Agricultural scientists, progressive media
Early Majority	34%	Deliberate decision-makers, peer-influenced	Local opinion leaders, demonstration plots
Late Majority	34%	Skeptical, resource-constrained, risk-averse	Neighbors, community observations
Laggards	16%	Traditional, isolated, suspicious of change	Traditional sources, minimal outside contact

Table 3: Information and Communication Technology Tools in Agricultural Extension

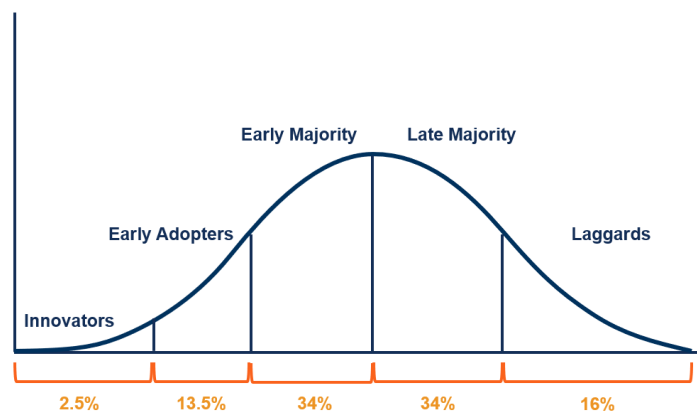
ICT Tool	Primary Function	Content Delivered
Kisan Call Center	Expert consultation	Problem diagnosis, cultivation advice
SMS Advisory	Timely alerts	Weather, pest alerts, market prices
Mobile Apps	Comprehensive information	Crop guides, pest identification, schemes
WhatsApp Groups	Peer discussion	Experience sharing, query resolution
YouTube Videos	Visual demonstrations	Practice demonstrations, success stories
Web Portals	Knowledge repositories	Detailed technical information, resources
Decision Support Systems	Customized recommendations	Crop planning, input calculations

Behavioral change theories provide crucial insights for designing effective communication strategies. The Theory of Reasoned Action posits that behavioral intentions, determined by attitudes and subjective norms, predict actual behavior. The Health Belief Model, adapted for agricultural contexts,

Chapter - Communication Strategies In Extension Education

suggests that farmers adopt innovations based on perceived susceptibility to problems, perceived severity, perceived benefits of solutions, and perceived barriers to adoption. The Elaboration Likelihood Model distinguishes between central and peripheral routes to persuasion, informing the design of communication messages that either engage deep cognitive processing or rely on peripheral cues depending on farmer motivation and ability.

Figure 3: Diffusion of Innovation Curve and Communication Strategies

**Diffusion of Innovations Theory**

Everett Rogers' Diffusion of Innovations theory constitutes the most influential framework in agricultural extension communication. The theory explains how innovations spread through social systems over time via communication channels, identifying five adopter categories: innovators (2.5%), early adopters (13.5%), early majority (34%), late majority (34%), and laggards (16%). Each category exhibits distinct characteristics requiring tailored communication strategies. Innovators display cosmopolite orientations and risk tolerance, responding well to mass media and scientific information.

Chapter - Communication Strategies In Extension Education

Early adopters serve as opinion leaders within communities, making interpersonal communication through these influencers particularly effective.

The innovation-decision process comprises five stages: knowledge, persuasion, decision, implementation, and confirmation. Communication strategies must address the specific information needs and concerns characteristic of each stage. During the knowledge stage, mass media effectively creates awareness, while interpersonal channels become crucial during persuasion when farmers evaluate innovation attributes. The theory identifies five perceived innovation attributes influencing adoption: relative advantage, compatibility, complexity, trialability, and observability. Effective communication strategies highlight these attributes, demonstrating how innovations offer advantages over existing practices, fit within farming systems, remain simple to understand and use, allow experimentation, and produce visible results.

Interpersonal Communication Methods**Farm and Home Visits**

Individual farm visits represent the most personalized communication method in extension, enabling extension agents to provide context-specific advice tailored to particular farming situations. During farm visits, extension workers diagnose production problems, assess resource availability, demonstrate practices, and build trusted relationships with farmers. The effectiveness of farm visits stems from their ability to address unique constraints and opportunities present in individual farms, facilitating customized recommendations rather than generic prescriptions. Extension agents can observe actual farming practices, identify gaps between

Chapter - Communication Strategies In Extension Education

recommendations and implementation, and provide immediate corrective guidance.

Home visits extend beyond agricultural production to address household-level factors influencing agricultural decision-making, including nutrition, health, sanitation, and family dynamics. Women farmers and family members who may not attend public meetings receive information and support through home visits. The intimate setting enables discussion of sensitive topics and confidential issues that farmers might hesitate to raise in group settings. However, farm and home visits require substantial time and travel resources, limiting the number of farmers extension agents can reach. The high cost per farmer contact makes this method most appropriate for progressive farmers, demonstration plots, and addressing specific problems requiring detailed attention.

Office Calls and Telephone Communication

Extension offices serve as information hubs where farmers seek advice on production challenges, market information, government schemes, and input procurement. Office calls provide opportunities for farmers to access written materials, view demonstrations of equipment and practices, and consult with multiple extension specialists. The controlled environment enables extension personnel to use visual aids, samples, and reference materials enhancing communication effectiveness. Telephone communication, particularly through mobile phones, has dramatically expanded access to extension advice, enabling farmers to seek guidance without traveling to extension offices.

The proliferation of mobile phones in rural India has transformed extension communication, with farmers using voice calls to report pest outbreaks, inquire about weather forecasts, verify market prices, and seek

Chapter - Communication Strategies In Extension Education

production advice. Mobile-based extension services overcome geographical barriers and provide timely information during critical decision-making periods such as planting, pest management, and harvesting. However, telephone communication faces limitations including inability to demonstrate practices visually, difficulty explaining complex technical concepts verbally, and challenges in establishing trust without face-to-face interaction. The optimal approach combines telephone communication for quick queries and follow-up with periodic personal contact for building relationships and addressing complex issues.

Group Communication Methods**Group Meetings and Discussions**

Group meetings constitute efficient communication methods reaching multiple farmers simultaneously while fostering peer learning and collective problem-solving. Extension workers organize group meetings at village levels, farmer club meetings, and commodity-specific producer group sessions to disseminate information, discuss common problems, and facilitate experience sharing. Group dynamics generate synergistic learning as farmers articulate questions, share experiences, and collaboratively explore solutions. The social interaction during group meetings strengthens community bonds and creates support networks for innovation adoption.

Effective group meetings require careful planning regarding timing, location, participant selection, and agenda formulation. Extension agents must possess facilitation skills to encourage participation from all members, particularly marginalized farmers who may hesitate to speak in groups. Using participatory techniques such as problem census, ranking exercises, and seasonal calendars makes meetings more engaging and farmer-centric. Group

Chapter - Communication Strategies In Extension Education

meetings also serve as platforms for organizing collective action around input procurement, marketing, water management, and pest control activities requiring coordination among farmers. The cost-effectiveness of group methods makes them particularly suitable for resource-constrained extension systems.

Method Demonstrations

Method demonstrations represent powerful communication tools showing farmers the step-by-step process of implementing improved agricultural practices. Unlike result demonstrations that display outcomes, method demonstrations focus on the "how-to" aspects, enabling farmers to observe and learn specific techniques. Demonstrations may cover practices such as seed treatment, nursery preparation, transplanting, fertilizer application, integrated pest management, water management, harvesting, and post-harvest handling. The visual and experiential nature of demonstrations enhances learning retention compared to verbal instructions alone.

Conducting effective method demonstrations requires extension agents to select appropriate locations accessible to target farmers, prepare necessary materials and equipment, and provide clear explanations while performing each step. Farmers' active participation through hands-on practice during demonstrations reinforces learning and builds confidence in their ability to implement practices. Follow-up visits to observe farmers' implementation and provide corrective feedback complete the learning cycle. Method demonstrations prove particularly valuable for practices involving new equipment, complex procedures, or precise timing where verbal instructions alone prove insufficient for successful adoption.

Result Demonstrations

Result demonstrations showcase the outcomes of recommended technologies by establishing demonstration plots on farmers' fields under actual farming conditions. These demonstrations provide compelling visual evidence of technology performance, allowing farmers to compare improved practices with their conventional methods. Typical result demonstrations involve high-yielding varieties, integrated nutrient management, integrated pest management, crop diversification, and mechanization technologies. The credibility of result demonstrations depends on conducting them under realistic conditions representative of farmers' resources and management capabilities rather than optimal conditions unattainable by typical farmers.

Selection of appropriate demonstration sites and cooperating farmers critically influences demonstration effectiveness. Demonstration plots should be located in visible areas with good farmer accessibility, on farms of respected progressive farmers who maintain practices properly, and in representative agro-ecological settings. Extension workers must ensure proper implementation of demonstrated technologies, regular monitoring, documentation of performance data, and organization of field days when results become visible. Economic analysis comparing costs and returns of demonstrated versus conventional practices provides essential information for farmer decision-making. Result demonstrations suffer from limitations including potential attribution problems when multiple factors influence outcomes and the challenge of replicating demonstration plot results under varied farmer circumstances.

Chapter - Communication Strategies In Extension Education

Mass Communication Methods**Radio and Television Broadcasting**

Radio broadcasting historically served as a primary mass media channel for agricultural extension, reaching geographically dispersed farming populations with weather information, market prices, agronomic advice, and rural development programs. All India Radio operates special agricultural programs broadcasting in regional languages at times convenient for rural audiences. Radio's advantages include wide coverage, cost-effectiveness, ability to reach illiterate populations, and portability enabling field listening. Farm Radio Forums, combining radio broadcasts with group discussions, enhanced learning through collective processing of broadcast content and local application.

Television has emerged as a powerful extension medium offering visual demonstration capabilities that radio lacks. Programs such as Krishi Darshan and state-level agricultural telecasts showcase farming practices, success stories, expert interviews, and agricultural news. The visual nature of television proves particularly effective for demonstrating cultivation practices, equipment operation, and post-harvest technologies. However, television's limitations include restricted broadcast times often unsuitable for farmers, one-way communication limiting interactivity, and declining viewership among younger populations shifting to digital platforms. Community viewing arrangements through Village Knowledge Centers and Self-Help Groups enhance television's extension impact.

Print Media and Publications

Print media encompasses diverse formats including newspapers, magazines, bulletins, pamphlets, folders, leaflets, posters, and calendars used to disseminate agricultural information. Agricultural newspapers and magazines provide detailed technical information, market intelligence, policy updates, and success stories that farmers can read at their convenience and reference repeatedly. Regional language publications ensure accessibility for farmers with varying literacy levels. Extension bulletins published by agricultural universities and research institutions offer authoritative guidance on crop cultivation, livestock management, and allied enterprises.

Pamphlets and folders serve specific communication purposes, providing concise information on particular technologies, schemes, or practices in attractive, easily readable formats. Posters utilize visual imagery and minimal text to convey key messages, making them suitable for semi-literate audiences. Calendars combining agricultural information with useful reference materials ensure prolonged visibility in farming households. The effectiveness of print media depends on appropriate language, reading level, visual design, and distribution mechanisms ensuring materials reach intended audiences. Combining print materials with interpersonal communication enhances comprehension and addresses questions arising from written content.

Participatory Communication Approaches**Farmer Field Schools**

Farmer Field Schools (FFS) represent an innovative participatory extension approach emphasizing experiential learning, group discovery, and farmer empowerment. Developed initially for Integrated Pest Management,

Chapter - Communication Strategies In Extension Education

FFS brings together groups of 20-25 farmers for regular field-based learning sessions throughout a cropping season. The methodology employs agro-ecosystem analysis, enabling farmers to observe crop conditions, pest populations, natural enemies, and environmental factors systematically. Through guided observations, experimentation, and group discussions, farmers develop analytical skills and decision-making capabilities rather than simply following prescriptions.

FFS sessions incorporate learning activities such as Insect Zoo for studying pest life cycles, crop health observations, group dynamics exercises, and special topics addressing farmer-identified needs. The participatory curriculum adapts to local conditions and farmer interests rather than following fixed prescriptions. Farmers conduct experiments comparing different management practices, collect data, analyze results, and draw conclusions collaboratively. This process-oriented approach builds farmers' capacity to observe, analyze, experiment, and make informed decisions independently. FFS graduates often become trainers for other farmers, creating multiplier effects. However, FFS faces challenges including resource intensity, time requirements, and difficulty scaling to reach large farmer populations.

Participatory Rural Appraisal

Participatory Rural Appraisal (PRA) comprises a suite of participatory methods enabling communities to analyze their situation, identify priorities, and plan interventions collaboratively. PRA tools include social mapping, resource mapping, transect walks, seasonal calendars, historical timelines, Venn diagrams, preference ranking, wealth ranking, and problem trees. These visual and interactive methods facilitate participation from diverse community members including women, marginalized groups, and less literate individuals

Chapter - Communication Strategies In Extension Education

who may be excluded from conventional extension approaches. The process generates community-owned knowledge that extension programs can build upon rather than imposing external prescriptions.

Social mapping exercises enable communities to visualize household locations, infrastructure, resources, and service access patterns, revealing spatial inequities and development needs. Seasonal calendars display temporal patterns of agricultural activities, labor demand, income flow, food security, and challenges throughout the year, informing appropriate timing for extension interventions. Preference ranking and matrix scoring help communities articulate priorities among alternative technologies, varieties, or interventions based on locally relevant criteria. PRA's strength lies in its ability to tap into indigenous knowledge, facilitate collective analysis, and empower communities to drive development processes. Extension workers serve as facilitators rather than instructors, requiring attitudinal shifts and capacity building in participatory methodologies.

Information and Communication Technologies**Mobile-Based Extension Services**

Mobile phones have revolutionized agricultural extension in India, providing farmers with unprecedented access to information, advisory services, and market linkages. Mobile-based extension services encompass voice-based helplines, SMS advisory, mobile applications, and social media platforms. The Kisan Call Center (KCC) initiative provides toll-free telephonic consultation in regional languages, addressing farmer queries on cultivation practices, pest management, weather information, and government schemes. Agricultural scientists and subject matter specialists staff these centers, ensuring expert

Chapter - Communication Strategies In Extension Education

advice delivery. Call centers maintain databases of previous queries and solutions, enabling efficient response and knowledge management.

SMS-based advisory services deliver timely information on weather forecasts, pest alerts, market prices, and agronomic practices directly to farmers' mobile phones. These services utilize farmer databases segmented by location, crops, and farming systems to provide relevant information. Mobile applications such as Kisan Suvidha, Pusa Krishi, and mKisan offer comprehensive features including crop information, pest identification, input dealers, market prices, weather updates, and expert consultation. Farmers can upload photographs of pest and disease symptoms for diagnosis and treatment recommendations. Social media platforms like WhatsApp enable extension workers to create farmer groups for information sharing, discussion, and peer learning. Video calling features allow remote farm visits and visual problem diagnosis.

Web-Based Agricultural Information Systems

Web-based portals and platforms provide extensive agricultural information resources including crop cultivation guides, pest and disease management, soil health, weather data, market intelligence, and scheme information. The Ministry of Agriculture's Farmer Portal (farmer.gov.in) serves as a centralized platform aggregating information from multiple sources. State agricultural departments maintain websites offering region-specific information and online services. Agricultural universities publish research findings, extension publications, and expert systems through their web portals. These platforms enable farmers to access comprehensive, authoritative information independently.

Chapter - Communication Strategies In Extension Education

Decision support systems utilize databases, models, and expert knowledge to provide customized recommendations based on farmer-specific contexts. Crop simulation models predict yields under different management scenarios, helping farmers make informed decisions about varieties, planting dates, and input applications. Soil health cards issued through web-based soil testing systems provide farmer-specific fertilizer recommendations based on soil nutrient analysis. Weather-based agro-advisories combine crop-stage information with weather forecasts to recommend timely crop management interventions. However, web-based systems face adoption challenges including limited internet connectivity in rural areas, digital literacy constraints, and preference for interpersonal communication particularly among older farmers.

Digital Video and Multimedia Content

Digital video has emerged as a powerful medium for demonstrating agricultural practices, sharing farmer success stories, and providing expert guidance in engaging formats. Organizations like Digital Green employ participatory video production where farmers create videos documenting their practices and innovations. These farmer-produced videos prove particularly effective as viewers identify with peer farmers, trust their experiences, and find content relevant to their contexts. Videos are screened in community settings using portable projection equipment, followed by facilitated discussions enabling farmers to raise questions and share experiences.

YouTube channels maintained by agricultural departments, universities, input companies, and progressive farmers provide extensive video libraries covering diverse topics. Farmers increasingly access YouTube videos through smartphones to learn new practices, troubleshoot problems, and explore enterprise opportunities. Multimedia content combining video,

Chapter - Communication Strategies In Extension Education

animation, graphics, and voice-over effectively explains complex concepts and demonstrates step-by-step procedures. Interactive multimedia modules enable self-paced learning with quizzes and feedback. However, video-based extension requires attention to production quality, language appropriateness, technical accuracy, and distribution mechanisms ensuring target audience reach. Integration with interpersonal extension enables addressing questions and supporting implementation.

Institutional Communication Mechanisms**Krishi Vigyan Kendras**

Krishi Vigyan Kendras (KVKs) represent the primary institutional mechanism for operationalizing agricultural extension in India, with over 700 KVKs functioning across the country. Established at district levels, KVKs serve as knowledge and resource centers conducting training programs, organizing demonstrations, testing technologies, and providing diagnostic services. KVKs employ diverse communication strategies including on-campus training for farmers and extension personnel, on-farm demonstrations in farmers' fields, diagnostic visits to farming systems, and production of extension literature. The training programs cover crop production, livestock management, horticulture, agricultural engineering, home science, and agribusiness development.

KVKs conduct Frontline Demonstrations (FLDs) on farmers' fields to demonstrate newly released crop varieties, production technologies, and integrated farming systems under actual farming conditions. These demonstrations generate location-specific information on technology performance and economic viability, informing recommendations for broader dissemination. KVKs organize farmers' fairs, exhibitions, field days, and kisan

Chapter - Communication Strategies In Extension Education

melas providing platforms for mass communication, technology showcasing, and farmer-scientist interaction. Diagnostic services offered by KVKs include soil testing, plant disease and pest diagnosis, feed analysis, and water quality testing, enabling farmers to make informed management decisions. KVKs publish farm magazines, newsletters, and technical bulletins in regional languages, enhancing information accessibility.

Conclusion

Communication strategies constitute the cornerstone of effective agricultural extension, determining how successfully scientific knowledge translates into improved farming practices and enhanced rural livelihoods. The evolution from top-down technology transfer approaches toward participatory, farmer-centric communication reflects growing recognition that farmers possess valuable knowledge and experience deserving respect rather than dismissal. Effective extension communication requires integrating diverse methods—interpersonal, group, mass media, and digital platforms—each offering unique strengths addressing different communication objectives, audience segments, and resource contexts. The explosion of information and communication technologies creates unprecedented opportunities for scalable, timely, personalized agricultural information delivery while simultaneously demanding attention to digital divides excluding vulnerable populations. Future extension communication must balance technological innovation with human relationship-building, data-driven precision with contextual understanding, scientific expertise with indigenous knowledge validation, and efficiency imperatives with equity commitments. Strengthening agricultural extension communication demands sustained investment in infrastructure, personnel

Chapter - Communication Strategies In Extension Education

development, research-extension linkages, and institutional reforms alongside innovations in communication methodologies and technologies.

References

- [1] Rogers, E. M. (2003). *Diffusion of innovations* (5th ed.). Free Press.
- [2] Swanson, B. E., & Rajalahti, R. (2010). *Strengthening agricultural extension and advisory systems: Procedures for assessing, transforming, and evaluating extension systems*. Agriculture and Rural Development Discussion Paper 45. World Bank.
- [3] Rivera, W. M., & Sulaiman, V. R. (2009). Extension: Object of reform, engine for innovation. *Outlook on Agriculture*, 38(3), 267-273.
- [4] Davis, K., Nkonya, E., Kato, E., Mekonnen, D. A., Odendo, M., Miiro, R., & Nkuba, J. (2012). Impact of farmer field schools on agricultural productivity and poverty in East Africa. *World Development*, 40(2), 402-413.
- [5] Saravanan, R. (2010). *ICTs for agricultural extension: Global experiments, innovations and experiences*. New India Publishing Agency.
- [6] Ministry of Agriculture and Farmers Welfare. (2020). *Agricultural statistics at a glance 2020*. Government of India.
- [7] Feder, G., Willett, A., & Zijp, W. (2001). Agricultural extension: Generic challenges and the ingredients for solutions. In S. Wolf & D. Zilberman (Eds.), *Knowledge generation and technical change: Institutional innovation in agriculture* (pp. 313-356). Springer.
- [8] Anderson, J. R., & Feder, G. (2007). Agricultural extension. In R. Evenson & P. Pingali (Eds.), *Handbook of agricultural economics* (Vol. 3, pp. 2343-2378). Elsevier.

Chapter - Communication Strategies In Extension Education

- [9] Chambers, R., Pacey, A., & Thrupp, L. A. (Eds.). (1989). *Farmer first: Farmer innovation and agricultural research*. Intermediate Technology Publications.
- [10] Pretty, J. N. (1995). Participatory learning for sustainable agriculture. *World Development*, 23(8), 1247-1263.
- [11] Aker, J. C. (2011). Dial "A" for agriculture: A review of information and communication technologies for agricultural extension in developing countries. *Agricultural Economics*, 42(6), 631-647.
- [12] Sulaiman, V. R., & Hall, A. (2002). Beyond technology dissemination—Can Indian agricultural extension re-invent itself? *Policy Brief No. 16*. National Centre for Agricultural Economics and Policy Research.
- [13] Singh, K. M., & Meena, M. S. (2012). Communication strategies for agricultural development in India. *Indian Research Journal of Extension Education*, 12(3), 122-127.
- [14] Galindo-Gonzalez, S., Israel, G. D., & Diehl, D. C. (2009). *Educational evaluation using social network analysis*. IFAS Extension, University of Florida.
- [15] Röling, N. G., & Engel, P. G. (1991). The development of the concept of Agricultural Knowledge and Information Systems (AKIS): Implications for extension. In W. M. Rivera & D. J. Gustafson (Eds.), *Agricultural extension: Worldwide institutional evolution and forces for change* (pp. 125-137). Elsevier.

Agribusiness Entrepreneurship and Innovation

Dr. Gadigeppa Muramatti

*Assistant professor and Area Chair Agribusiness Management Vignana
Jyothi Institute of Management Hyderabad*

Corresponding Author
Dr. Gadigeppa Muramatti
dr.gadigeppa@vjim.edu.in

Abstract

Agribusiness entrepreneurship and innovation represent transformative forces reshaping agricultural landscapes across India and the developing world. This chapter provides an in-depth examination of the intersection between entrepreneurial ventures and technological innovation within the agribusiness sector, with particular emphasis on the Indian context. The agricultural sector in India, which sustains approximately 58% of the rural population as a primary livelihood source, is undergoing a paradigm shift driven by emerging entrepreneurs, digital technologies, and policy reforms. This chapter explores the historical evolution of agribusiness entrepreneurship, the enabling ecosystem comprising government initiatives such as the Atal Innovation Mission and RKVY-RAFTAAR, and the critical role played by Farmer Producer Organizations in aggregating smallholder capacities. The discussion encompasses precision agriculture technologies, including remote sensing, Internet of Things-based monitoring, drone-assisted crop management, and

artificial intelligence-driven decision support systems. Innovation across the value chain—from input supply and production to post-harvest management, processing, and marketing—is analysed through case studies of successful Indian agri-startups. Challenges including fragmented landholdings, inadequate rural digital infrastructure, financial exclusion, and skill deficits are examined alongside strategic pathways for sustainable agribusiness growth. The chapter further investigates emerging trends such as blockchain-enabled traceability, vertical farming, biofortification of staple crops like *Oryza sativa* L. and *Triticum aestivum* L., and climate-resilient agricultural innovation. Tables and figures are integrated throughout to present quantitative data on startup growth trajectories, funding patterns, technology adoption rates, and comparative entrepreneurship models. This comprehensive analysis aims to serve as a reference for researchers, policymakers, and aspiring agribusiness entrepreneurs in India.

Keywords: *Agribusiness, Entrepreneurship, Innovation, Precision Agriculture, Agri-Startups, Value Chain, Digital Agriculture*

Introduction

India's agricultural sector occupies a central position in the national economy, contributing approximately 17–18% to the gross domestic product and engaging nearly 42% of the total workforce [1]. The sector is characterised by its vast diversity, encompassing the cultivation of cereals such as *Oryza sativa* L. (rice) and *Triticum aestivum* L. (wheat), horticultural crops including *Mangifera indica* L. (mango) and *Solanum lycopersicum* L. (tomato), and an extensive livestock and dairy sector anchored by breeds such as *Bos indicus* (zebu cattle). Despite this richness, Indian agriculture faces persistent structural challenges: over 86% of operational holdings are classified as small and

Chapter - Agribusiness Entrepreneurship and Innovation

marginal (below 2 hectares), resulting in fragmented production systems that limit economies of scale and bargaining power [2]. Post-harvest losses remain alarmingly high, estimated at 15–20% for fruits and vegetables and 5–7% for food grains, translating into an annual economic loss exceeding INR 90,000 crore [3].

Against this backdrop, agribusiness entrepreneurship has emerged as a critical pathway for modernising agricultural value chains, enhancing farmer incomes, and ensuring food security for a population projected to reach 1.5 billion by 2030. The concept of agribusiness entrepreneurship extends beyond conventional farming to encompass value-added activities such as food processing, cold chain logistics, agri-input manufacturing, digital marketplace development, and technology-driven extension services. Innovation—defined here as the successful application of new ideas, processes, products, or business models to agricultural challenges—serves as the engine powering this entrepreneurial transformation [4].

The Government of India has recognised the transformative potential of agribusiness innovation through several flagship programmes. The Atal Innovation Mission (AIM), launched by NITI Aayog, has established Atal Incubation Centres across the country, many of which focus specifically on agri-tech ventures. The RKVY-RAFTAAR scheme (Remunerative Approaches for Agriculture and Allied Sector Rejuvenation) dedicates substantial funding for agripreneurship development and incubation. Furthermore, the formation of over 10,000 Farmer Producer Organizations (FPOs) under the central scheme for promotion of 10,000 FPOs aims to collectivise smallholders, thereby enabling access to credit, technology, and markets [5]. This chapter systematically examines the multidimensional

landscape of agribusiness entrepreneurship and innovation in India, presenting quantitative evidence, analytical frameworks, and strategic recommendations for stakeholders.

2. Historical Evolution of Agribusiness Entrepreneurship in India

2.1 Pre-Green Revolution Era

Prior to the 1960s, Indian agriculture was largely subsistence-oriented, with limited commercialisation beyond traditional trading networks. Agricultural entrepreneurship during this period was confined to commodity trading by intermediaries and the establishment of cooperative sugar mills in Maharashtra and Gujarat. The cooperative movement, pioneered by institutions such as the Kaira District Co-operative Milk Producers' Union Limited (Amul), founded in 1946, represented an early model of collective agribusiness entrepreneurship that would later inspire nationwide replication [6]. The cultivation of commercial crops such as *Gossypium hirsutum* L. (cotton), *Saccharum officinarum* L. (sugarcane), and *Camellia sinensis* (tea) provided the initial impetus for organised agribusiness activity.

2.2 Green Revolution and Commercialisation Phase (1965–1990)

The Green Revolution, catalysed by the introduction of high-yielding varieties of *Triticum aestivum* L. and *Oryza sativa* L. developed at CIMMYT and IRRI, fundamentally transformed Indian agriculture from a deficit to a surplus-producing sector. This period witnessed the emergence of agri-input companies manufacturing fertilisers, pesticides, and hybrid seeds. Enterprises such as Rallis India (established 1854, but expanded significantly during this era), Coromandel International, and the Indian Farmers Fertiliser Cooperative (IFFCO) exemplified corporate agribusiness entrepreneurship. The

Table 1: Historical Milestones in Indian Agribusiness Entrepreneurship Development

Period	Key Development	Representative Enterprise
1946–1960	Cooperative movement initiation	Amul (GCMMF)
1965–1975	Green Revolution technologies adopted	IFFCO, State Seed Corporations
1970–1996	Operation Flood dairy programme	NDDDB, State Milk Federations
1991–2000	Economic liberalisation reforms	ITC e-Choupal, Godrej Agrovet
2000–2010	IT-enabled agricultural services	MSAMB (e-auction), Reuters Market Light
2010–2018	Agri-tech startup ecosystem emergence	CropIn, AgroStar, DeHaat
2018–2022	Policy-driven FPO and startup support	FPOs under CSS-10000, RKVY-RAFTAAR
2022–Present	AI and drone technology integration	BharatAgri, Fasal, General Aeronautics

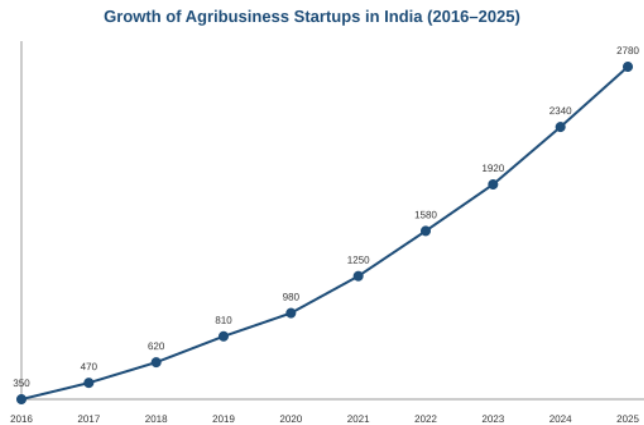


Figure 1: Growth of Agribusiness Startups in India (2016–2025)

establishment of the National Dairy Development Board (NDDB) in 1965 and the subsequent Operation Flood programme (1970–1996) demonstrated how institutional innovation could transform India into the world’s largest milk producer [7].

2.3 Liberalisation and Modern Era (1991–Present)

Economic liberalisation in 1991 unlocked private sector participation in agricultural markets, processing, and exports. The establishment of APEDA (Agricultural and Processed Food Products Export Development Authority) and the progressive reforms in agricultural marketing legislation, including the Model APMC Act of 2003 and the more recent Farmers’ Produce Trade and Commerce Act of 2020, created new opportunities for entrepreneurial engagement. The digital revolution of the 2010s ushered in a new generation of agri-tech startups leveraging mobile connectivity, cloud computing, and data analytics to address longstanding inefficiencies in agricultural value chains [8].

3. Enabling Ecosystem for Agribusiness Innovation

3.1 Government Policies and Institutional Frameworks

The Indian government has constructed a multi-layered support system for agribusiness entrepreneurship. The RKVY-RAFTAAR scheme, operational since 2018–19, allocates dedicated funds for agri-entrepreneurship development through two components: an agripreneurship orientation programme and innovation and agripreneurship incubation grants of up to INR 25 lakh per venture [9]. The Startup India initiative, launched in 2016, provides tax exemptions under Section 80-IAC of the Income Tax Act, simplified compliance mechanisms, and access to a Fund of Funds managed by SIDBI for eligible agri-startups. Additionally, the National Agriculture Market (e-NAM) platform, integrating over 1,000 mandis electronically, has created a unified national market that agribusiness entrepreneurs can leverage for efficient price discovery and trade [10].

3.2 Research and Development Infrastructure

India's agricultural research ecosystem, anchored by the Indian Council of Agricultural Research (ICAR) with its 113 institutes and 73 agricultural universities, provides a robust foundation for technology-driven agribusiness innovation. ICAR's Agri-Business Incubation (ABI) programme, operational across 49 centres, has incubated over 1,200 agribusiness ventures as of 2024. The programme facilitates the commercialisation of technologies spanning crop improvement (including varieties of *Cicer arietinum* L., *Vigna radiata* L., and *Brassica juncea* L.), post-harvest processing equipment, bio-pesticides derived from organisms like *Trichoderma viride* and *Beauveria bassiana*, and precision agriculture tools [11].

3.3 Financial Ecosystem and Investment Landscape

The financial ecosystem supporting agribusiness entrepreneurship has expanded considerably. NABARD's Agri-Business Finance programme, the Agriculture Infrastructure Fund (AIF) with a corpus of INR 1 lakh crore, and the SFAC Venture Capital Assistance Scheme provide critical early-stage and growth-stage funding. Venture capital investment in Indian agri-tech has surged from approximately USD 248 million in 2018 to over USD 1.75 billion in 2024, reflecting growing investor confidence in the sector's scalability and impact potential [12].

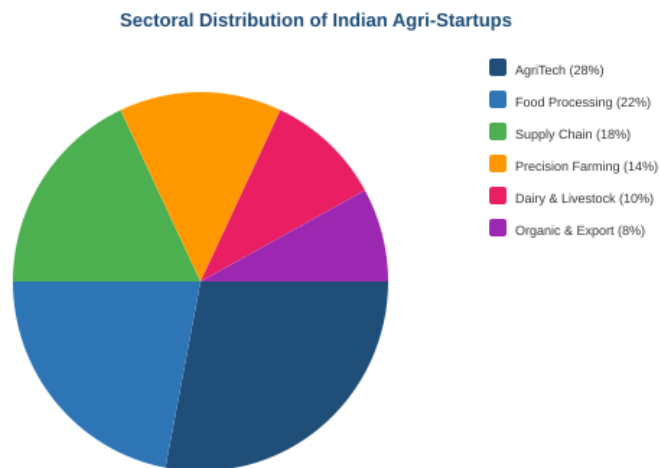


Figure 2: Sectoral Distribution of Indian Agri-Startups

4. Innovation Across the Agricultural Value Chain

4.1 Input Supply Innovation

Innovation in agricultural input supply has been revolutionised by digital platforms and biotechnology. Companies such as AgroStar and BigHaat

Table 2: Major Government Schemes Supporting Agribusiness Entrepreneurship in India

Scheme Name	Implementing Agency	Key Provision	Target Beneficiary
RKVY-RAFTAAR	DAC&FW	Incubation grants up to INR 25 lakh	Agri-startups/entrepreneurs
Startup India	DPIIT	Tax exemption and Fund of Funds	All registered startups
e-NAM Platform	DAC&FW / SFAC	Unified electronic market platform	Farmers and traders
AIF Scheme	DA&FW / NABARD	3% interest subvention on loans	Agri-infrastructure projects
FPO Formation CSS	DAC&FW / SFAC	Equity grant and handholding	Farmer collectives (FPOs)

Chapter - Agribusiness Entrepreneurship and Innovation

PMFME Scheme	MoFPI	Seed capital for micro enterprises	Micro food processors
ICAR-ABI Programme	ICAR	Technology incubation support	Agri-tech innovators
MUDRA Yojana	DFS / SIDBI	Collateral-free loans up to INR 10L	Small agribusinesses
PM Kisan SAMPADA	MoFPI	Capital subsidy for food processing	Food processing units

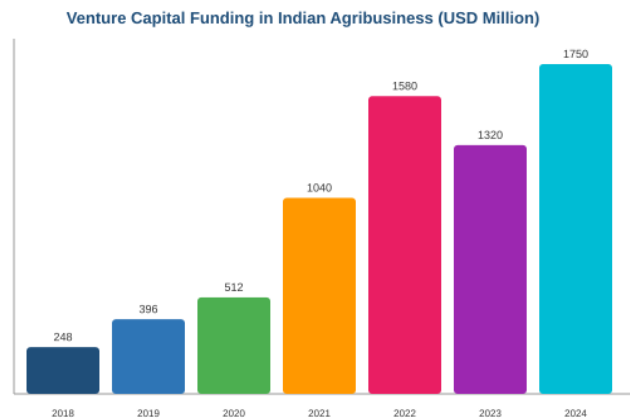


Figure 3: Venture Capital Funding in Indian Agribusiness (USD Million)

Chapter - Agribusiness Entrepreneurship and Innovation

have developed mobile-based input marketplaces connecting farmers directly with manufacturers of seeds, fertilisers, and crop protection chemicals, thereby reducing intermediary margins by 15–25%. Biotechnological innovation has yielded improved varieties of major crops: Bt cotton (*Gossypium hirsutum* L.) has achieved over 95% adoption among Indian cotton growers, while biofortified varieties such as zinc-enriched *Triticum aestivum* L. (variety WB 02) and iron-rich *Pennisetum glaucum* (L.) R.Br. (variety Dhanashakti) address nutritional deficiencies in vulnerable populations [13]. Nano-fertiliser technology, particularly nano-urea developed by IFFCO, represents a paradigm shift in nutrient delivery efficiency, reducing urea requirement by up to 50% per hectare.

4.2 Precision Agriculture and Production Technologies

Precision agriculture technologies are transforming production efficiency across Indian farming systems. Remote sensing using satellite imagery from ISRO's Resourcesat series enables crop health monitoring at field level. Startups like CropIn deploy artificial intelligence algorithms processing satellite and drone imagery to generate crop-specific advisories for over 250 crops. IoT-based soil moisture sensors manufactured by companies such as Fasal and SenseGrass enable real-time irrigation scheduling, reducing water consumption by 30–40% in crops like *Solanum lycopersicum* L. and *Capsicum annuum* L. [14]. Drone technology, facilitated by the Drone Rules 2021, is being deployed for precision spraying of pesticides on crops including *Oryza sativa* L., reducing chemical usage by 25–30% compared to conventional methods.

4.3 Post-Harvest and Processing Innovation

Post-harvest innovation addresses the critical challenge of reducing the estimated INR 90,000 crore annual losses in Indian agriculture. Cold chain startups such as Ecozen Solutions have developed solar-powered cold storage units (Ecofrost) with capacities of 5–10 MT, specifically designed for rural deployment where grid electricity is unreliable. Controlled atmosphere storage technology extended the shelf life of *Malus domestica* Borkh. (apple) from 2–3 months to 8–10 months. Food processing innovation encompasses value-added products from millets (*Eleusine coracana* (L.) Gaertn., *Sorghum bicolor* (L.) Moench, and *Pennisetum glaucum* (L.) R.Br.) under the government's initiative declaring 2023 as the International Year of Millets [15].

4.4 Marketing and Distribution Innovation

Digital marketing platforms have fundamentally altered agricultural commodity trade. The e-NAM platform has facilitated trade worth over INR 2.5 lakh crore since its inception. Direct-to-consumer models operated by startups such as Ninjacart, which handles over 1,400 tonnes of fresh produce daily, and DeHaat, serving over 1.5 million farmers across 12 states, exemplify the disruption of traditional multi-layered distribution channels. Blockchain-based traceability solutions deployed by companies like SourceTrace (now Cropin) enable end-to-end supply chain transparency for export-quality produce, enhancing premium realisation for crops such as *Curcuma longa* L. (turmeric), *Piper nigrum* L. (black pepper), and organic *Coffea arabica* L. [16].

Table 3: Key Agricultural Innovations and Their Impact on Farming Productivity

Innovation Type	Technology Applied	Target Crop/Sector	Impact Metric
Nano-fertilisers	Nanotechnology	<i>Oryza sativa</i> L., cereals	50% urea reduction
AI crop advisory	Machine Learning	250+ crop species	15–20% yield increase
Solar cold storage	Solar PV + IoT	Fruits, vegetables	Shelf life 3× extended
Drone spraying	UAV technology	<i>Gossypium hirsutum</i> L.	25–30% chemical reduction
Soil sensing IoT	IoT sensors	<i>Solanum lycopersicum</i> L.	30–40% water savings
Biofortification	Breeding/genomics	<i>Pennisetum glaucum</i> (L.) R.Br.	Iron content 2×

Chapter - Agribusiness Entrepreneurship and Innovation

Blockchain tracing	Distributed ledger	<i>Curcuma longa</i> L., spices	20–25% premium price
Digital marketplace	Mobile platform	Fresh produce	15–25% margin gain
Precision irrigation	Drip + sensor	<i>Capsicum annum</i> L.	35–45% water savings

Agribusiness Innovation Ecosystem Framework

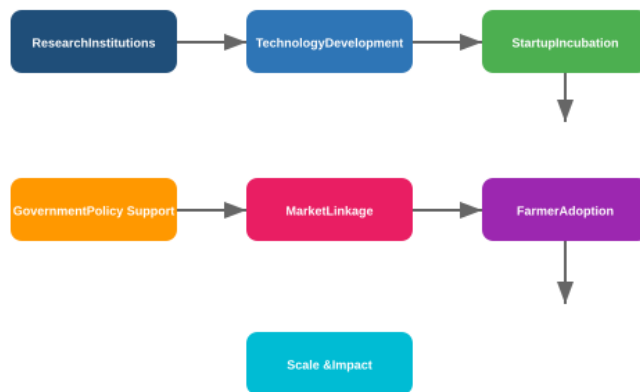


Figure 4: Agribusiness Innovation Ecosystem Framework in India

5. Models of Agribusiness Entrepreneurship

5.1 Farmer Producer Organization (FPO) Model

Farmer Producer Organizations represent a collectivist approach to agribusiness entrepreneurship, wherein smallholder farmers aggregate their

Chapter - Agribusiness Entrepreneurship and Innovation

resources, production, and market access through a registered corporate entity. Under the Central Sector Scheme for formation of 10,000 FPOs, each FPO receives equity grants of up to INR 15 lakh per FPO through the Credit Guarantee Fund. Successful FPOs such as Sahyadri Farmer Producer Company in Nashik, Maharashtra, which aggregates over 10,000 grape and tomato farmers and processes over 200 MT of produce daily, demonstrate the scalability of this model. The FPO model is particularly effective for high-value crops including *Vitis vinifera* L. (grape), *Punica granatum* L. (pomegranate), and *Musa* spp. (banana) where collective bargaining significantly enhances producer share in consumer price [17].

5.2 Technology-Driven Startup Model

The agri-tech startup model leverages digital technologies to create scalable solutions for agricultural challenges. India's agri-tech ecosystem comprises over 2,500 startups as of 2025, spanning segments including farm management software, precision agriculture, supply chain optimisation, and fintech for agriculture. DeHaat, operating across Bihar, Uttar Pradesh, Odisha, and Jharkhand, exemplifies an integrated full-stack model providing input distribution, crop advisory, market linkage, and financial services through a single platform. The company has raised over USD 157 million in funding and serves 1.5 million farmers through a network of 12,000 micro-entrepreneurs. Similarly, BharatAgri utilises AI-driven personalised crop calendars delivering step-by-step farming protocols to over 5 million farmers via a mobile application [18].

5.3 Corporate Agribusiness Model

Large corporations have adopted various agribusiness innovation strategies. ITC's e-Choupal network, one of the largest rural digital

Table 4: Comparative Analysis of Agribusiness Entrepreneurship Models in India

Parameter	FPO Model	Startup Model	Corporate Model
Capital Requirement	Low (INR 5–15L)	Moderate–High	Very High
Scalability	Moderate	Very High	High
Farmer Ownership	High (100%)	Low (0–5%)	None
Technology Intensity	Low–Moderate	Very High	High
Market Linkage	Moderate	Strong	Very Strong
Risk Profile	Shared among members	VC-backed; high	Corporate treasury
Policy Support	Equity grants; CSF	Tax exemptions	Limited

Chapter - Agribusiness Entrepreneurship and Innovation

Revenue Model	Commission/margin	SaaS/transaction	Procurement margin
Examples in India	Sahyadri FPC	DeHaat, CropIn	ITC e-Choupal

infrastructure programmes globally, operates 6,100 installations across 35,000 villages, providing price information, agronomic advice, and direct procurement channels for crops including *Glycine max* (L.) Merr. (soybean), *Triticum aestivum* L., and *Arachis hypogaea* L. (groundnut). Reliance Industries’ JioKrishi platform and Mahindra & Mahindra’s farm equipment innovation division represent corporate ventures integrating technology with agricultural services delivery [19].

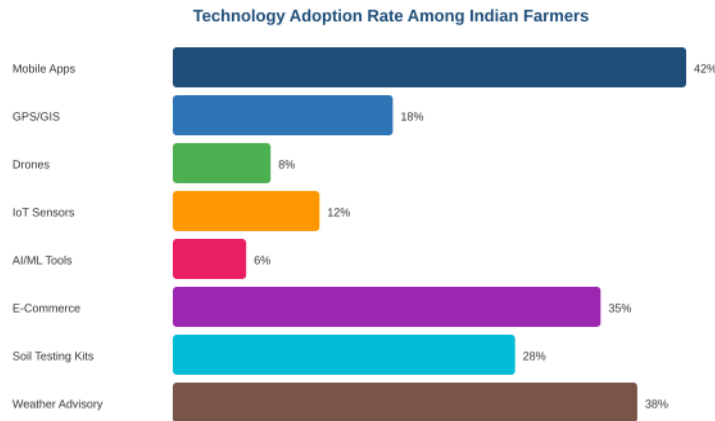


Figure 5: Technology Adoption Rate Among Indian Farmers

5.4 Public-Private Partnership Model

Public-private partnerships (PPPs) in agribusiness combine government resources and research capabilities with private sector efficiency and market reach. The Agri-Infrastructure Fund operating through a PPP framework has mobilised over INR 30,000 crore in investments for cold storage, warehousing, and processing infrastructure. ICAR's partnerships with industry for commercialisation of agricultural technologies, such as the collaboration with Tata Chemicals for customised fertiliser formulations based on soil health card data, demonstrate effective PPP-based innovation models [20].

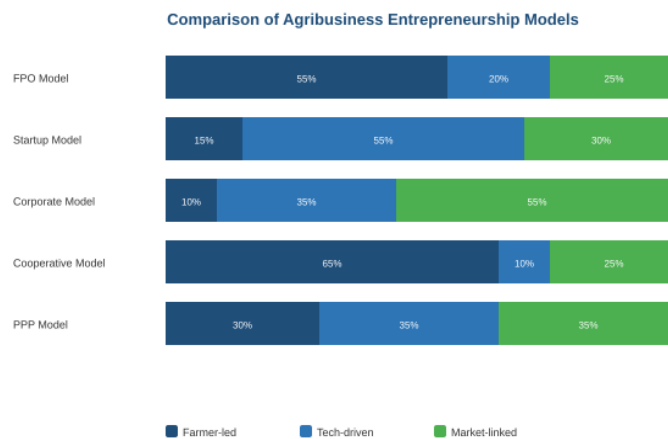


Figure 6: Comparison of Agribusiness Entrepreneurship Models

6. Challenges Confronting Agribusiness Entrepreneurship

6.1 Structural and Institutional Barriers

Fragmented landholdings remain the most formidable structural impediment to agribusiness scale-up. With an average holding size of merely 1.08 hectares (Agriculture Census 2015–16), the economic viability of

Chapter - Agribusiness Entrepreneurship and Innovation

technology-intensive interventions is constrained. Regulatory complexity, including varied state-level APMC regulations, inconsistent quality standards, and bureaucratic delays in licensing and compliance, further impedes entrepreneurial agility. The absence of a unified national land records system complicates leasing arrangements and collateral-based lending to agribusiness ventures [21].

6.2 Financial and Market Access Challenges

Despite improvements in institutional credit flow, over 40% of agricultural credit continues to originate from informal sources at significantly higher interest rates. Agri-startups face particular difficulty in securing early-stage funding due to the perceived high risk and long gestation periods associated with agriculture. The rural financial inclusion gap is further exacerbated by limited penetration of formal banking services in remote agricultural regions. Market access challenges include infrastructure deficiencies in cold chain connectivity (India has a cold storage capacity deficit of approximately 35 million MT) and inadequate rural road networks affecting last-mile logistics [22].

6.3 Technological and Human Capital Constraints

Digital infrastructure limitations, including inconsistent internet connectivity in rural areas (only 38% rural broadband penetration as of 2024), restrict the reach and effectiveness of digital agribusiness solutions. The agricultural extension system, with a ratio of approximately 1 extension worker per 1,162 farm families (against the recommended 1:400), is inadequate for technology dissemination. Skill deficits in digital literacy, data interpretation, and modern agricultural practices among both farmers and potential

entrepreneurs constrain the adoption of innovative technologies and business models [23].

Table 5: SWOT Analysis of Indian Agribusiness Entrepreneurship Ecosystem

Strengths	Weaknesses
Large and diverse agricultural base with year-round production	Fragmented landholdings; 86% holdings below 2 hectares
Strong government policy support through multiple schemes	Inadequate cold chain infrastructure with 35 MT deficit
Growing venture capital interest exceeding USD 1.7 billion	Limited rural internet connectivity at 38% penetration
Robust agricultural research network under ICAR	Insufficient extension worker ratio of 1:1162 families
Demographic dividend with a young entrepreneurial population	High post-harvest losses ranging from 15–20% for perishables
Opportunities	Threats
Digital agriculture market projected to reach USD 4.2B by 2027	Climate change increasing weather variability and crop losses

Chapter - Agribusiness Entrepreneurship and Innovation

Export potential for organic produce; global market USD 220B	Water scarcity affecting over 60% of agricultural districts
Millet and superfood market expanding at 8.5% CAGR globally	Pest and disease epidemics (e.g., locust swarms, fall armyworm)
Blockchain and AI integration for supply chain transparency	Input cost inflation; fertiliser and energy price volatility
FPO ecosystem enabling collective market access at scale	Competition from global agri-corporations with larger resources

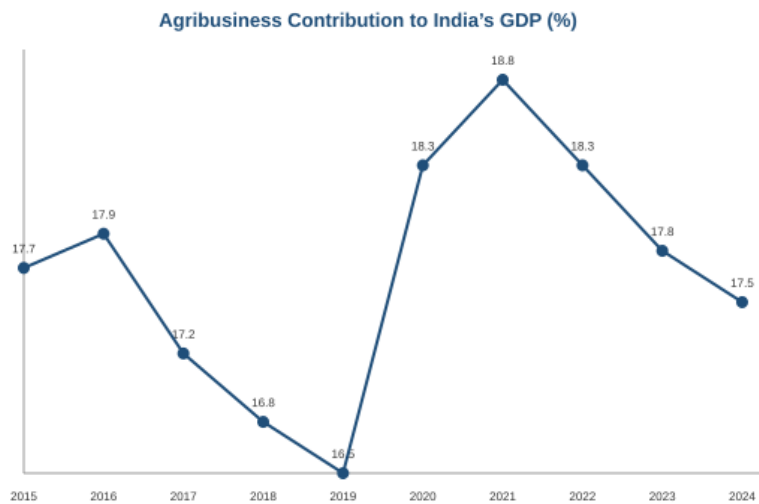


Figure 7: Agribusiness Contribution to India's GDP (%)

7. Emerging Trends and Future Directions

7.1 Artificial Intelligence and Machine Learning in Agriculture

AI-driven agricultural solutions are rapidly gaining traction, with applications spanning predictive crop yield modelling, pest identification through computer vision, automated weed detection in *Triticum aestivum* L. and *Oryza sativa* L. fields, and dynamic pricing algorithms for commodity markets. Microsoft's collaboration with ICRISAT on an AI-based sowing advisory programme in Andhra Pradesh demonstrated a 30% increase in groundnut (*Arachis hypogaea* L.) yields through optimised sowing date prediction. Startups like Intello Labs use hyperspectral imaging and deep learning algorithms for automated quality grading of *Mangifera indica* L. and *Solanum tuberosum* L., enabling objective quality assessment for export markets [24].

7.2 Vertical Farming and Controlled Environment Agriculture

Vertical farming, though nascent in India, is expanding in peri-urban locations near metro cities. Companies such as Barton Breeze and Letcetra Agritech operate hydroponic and aeroponic systems producing high-value crops including *Lactuca sativa* L. (lettuce), *Fragaria × ananassa* Duchesne (strawberry), and *Ocimum basilicum* L. (basil) with 90–95% water savings compared to conventional cultivation. The controlled environment agriculture (CEA) market in India is projected to grow at 15–18% CAGR through 2030, driven by urbanisation, rising demand for pesticide-free produce, and supply chain resilience considerations [25].

Table 6: Leading Indian Agri-Tech Startups and Innovation Focus Areas

Startup Name	Innovation Focus	Founding Year	Funding Raised	Farmers Served
DeHaat	Full-stack agri-platform	2012	USD 157M+	1.5 million+
CropIn	AI farm management SaaS	2010	USD 40M+	7 million+ acres
AgroStar	Agri-input marketplace	2013	USD 94M+	5.5 million+
Ninjacart	Fresh produce supply chain	2015	USD 200M+	1,00,000+ farmers
BharatAgri	AI crop advisory app	2017	USD 8M+	5 million+ users
Fasal	IoT precision agriculture	2018	USD 15M+	10,000+ farms
Ecozen	Solar cold storage solutions	2012	USD 25M+	50,000+ farmers

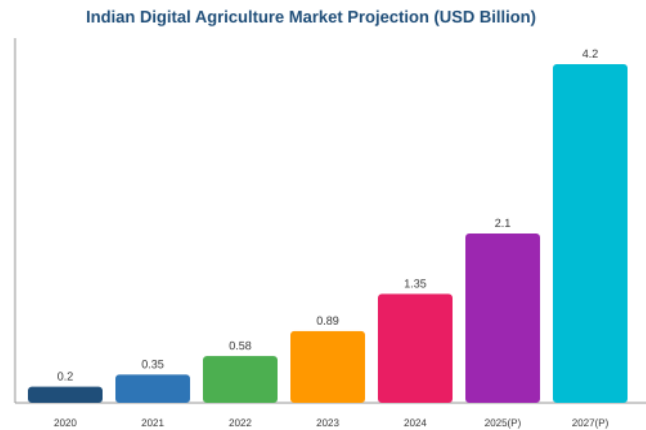


Figure 8: Indian Digital Agriculture Market Projection (USD Billion)

7.3 Climate-Resilient Agribusiness Innovation

Climate change adaptation has emerged as a critical innovation frontier. ICAR has released over 2,000 climate-resilient crop varieties since 2014 under the National Innovations in Climate Resilient Agriculture (NICRA) programme. Carbon credit trading in agriculture, facilitated by platforms like AgroTrust and initiatives under the Green Credit Programme (2023), represents an emerging revenue stream for climate-smart agribusinesses. Entrepreneurs developing drought-tolerant varieties of *Cicer arietinum* L. and flood-tolerant Sub1 varieties of *Oryza sativa* L. (such as Swarna-Sub1) are addressing region-specific climate vulnerabilities [26].

7.4 Blockchain and Traceability Solutions

Blockchain technology is being deployed to establish immutable records of agricultural transactions, certifications, and supply chain movements. The Coffee Board of India's blockchain pilot for tracing *Coffea arabica* L. from estate to export point, and the Spices Board's integration of

Chapter - Agribusiness Entrepreneurship and Innovation

blockchain for *Elettaria cardamomum* (L.) Maton (cardamom) traceability, represent institutional adoption of this technology. These solutions enhance India's export competitiveness by addressing the stringent traceability requirements of markets in the European Union, Japan, and the United States [27].

8. Case Studies of Successful Agribusiness Innovation in India**8.1 DeHaat: Full-Stack Agricultural Platform**

DeHaat, founded in 2012 as Green Agrevolution Pvt. Ltd., operates as an integrated agricultural services platform connecting smallholder farmers with input suppliers, output buyers, and financial institutions. Operating primarily across Bihar, Uttar Pradesh, Odisha, and Jharkhand—states with high concentrations of marginal farmers cultivating *Oryza sativa* L., *Zea mays* L. (maize), and *Solanum tuberosum* L.—DeHaat's model deploys a network of over 12,000 micro-entrepreneurs at the village level who serve as physical touchpoints for technology-mediated services. The platform's AI engine analyses soil data, weather patterns, and historical yields to generate personalised crop advisories. Having raised over USD 157 million across multiple funding rounds, DeHaat demonstrates the viability of venture-backed agribusiness entrepreneurship at scale in India's most challenging agricultural markets [28].

Conclusion

Agribusiness entrepreneurship and innovation constitute the twin pillars upon which the future of Indian agriculture rests. The convergence of favourable government policies, expanding digital infrastructure, growing venture capital interest, and a burgeoning ecosystem of agri-tech startups has

created unprecedented opportunities for transforming agricultural value chains. However, realising this potential demands concerted action to address persistent structural challenges, including fragmented landholdings, inadequate cold chain infrastructure, limited rural digital connectivity, and insufficient human capital development. The successful models examined in this chapter—from farmer-owned producer organisations to venture-backed technology platforms—demonstrate that diverse entrepreneurial approaches can coexist and complement each other in strengthening India’s agricultural economy and enhancing the livelihoods of millions of farming families.

References

- [1] Ministry of Agriculture and Farmers Welfare. (2024). Annual report 2023–24. Government of India.
- [2] Department of Agriculture and Farmers Welfare. (2019). Agriculture census 2015–16: All India report on number and area of operational holdings. Government of India.
- [3] ICAR-CIPHET. (2022). Assessment of quantitative harvest and post-harvest losses of major crops and commodities in India. Indian Council of Agricultural Research.
- [4] Schumpeter, J. A. (1934). The theory of economic development: An inquiry into profits, capital, credit, interest, and the business cycle. Harvard University Press.
- [5] NITI Aayog. (2023). Evaluation study of Central Sector Scheme for formation and promotion of 10,000 Farmer Producer Organizations. Government of India.
- [6] Kurien, V. (2005). I too had a dream. Roli Books.

- [7] National Dairy Development Board. (2023). Annual report 2022–23. NDDB, Anand.
- [8] Reardon, T., & Timmer, C. P. (2012). The economics of the food system revolution. *Annual Review of Resource Economics*, 4(1), 225–264.
- [9] Department of Agriculture and Farmers Welfare. (2023). RKVY-RAFTAAR operational guidelines (revised). Government of India.
- [10] Small Farmers' Agribusiness Consortium. (2024). e-NAM annual progress report 2023–24. SFAC, New Delhi.
- [11] Indian Council of Agricultural Research. (2024). ICAR Agri-Business Incubation (ABI) programme: Progress and impact assessment report. ICAR, New Delhi.
- [12] Bain & Company and FICCI. (2024). India agri-tech: Unlocking the potential. FICCI, New Delhi.
- [13] IFFCO. (2023). Nano urea: Technology, field performance and adoption report. Indian Farmers Fertiliser Cooperative Limited.
- [14] CropIn Technology Solutions. (2024). Impact assessment report: AI-powered agriculture across Indian states. CropIn, Bengaluru.
- [15] Ministry of Food Processing Industries. (2023). PM Formalisation of Micro Food Processing Enterprises Scheme: Implementation report. Government of India.
- [16] Singh, R., & Kumar, P. (2023). Blockchain applications in Indian agricultural supply chains: Opportunities and challenges. *Journal of Agribusiness in Developing and Emerging Economies*, 13(2), 245–268.

- [17] Trebbin, A. (2014). Linking small farmers to modern retail through producer organizations—Experiences with producer companies in India. *Food Policy*, 45, 35–44.
- [18] Tiwari, S., & Gulati, A. (2024). Agri-tech startups in India: Growth trajectories and impact assessment. Indian Council for Research on International Economic Relations, Working Paper No. 425.
- [19] ITC Limited. (2024). Sustainability report 2023–24: e-Choupal 4.0 and agricultural value chains. ITC Ltd., Kolkata.
- [20] Gulati, A., Sharma, P., & Ganguly, K. (2023). Public-private partnerships in Indian agriculture: Retrospect and prospect. *Indian Journal of Agricultural Economics*, 78(1), 15–34.
- [21] Chand, R., & Parappurathu, S. (2022). Temporal and spatial variations in agricultural growth and its determinants. *Economic and Political Weekly*, 47(26/27), 66–74.
- [22] NABARD. (2024). Status of microfinance in India 2023–24. National Bank for Agriculture and Rural Development, Mumbai.
- [23] Aker, J. C. (2011). Dial “A” for agriculture: A review of information and communication technologies for agricultural extension in developing countries. *Agricultural Economics*, 42(6), 631–647.
- [24] Liakos, K. G., Busato, P., Moshou, D., Pearson, S., & Bochtis, D. (2018). Machine learning in agriculture: A review. *Sensors*, 18(8), 2674.
- [25] ASSOCHAM and EY. (2023). Vertical farming in India: Opportunities and growth trajectory. ASSOCHAM, New Delhi.

Chapter - Agribusiness Entrepreneurship and Innovation

- [26] Pathak, H., Aggarwal, P. K., & Singh, S. D. (2022). Climate change impact, adaptation and mitigation in agriculture: Methodology for assessment and applications. Indian Agricultural Research Institute, New Delhi.
- [27] Kamilaris, A., Fonts, A., & Prenafeta-Boldú, F. X. (2019). The rise of blockchain technology in agriculture and food supply chains. *Trends in Food Science & Technology*, 91, 640–652.
- [28] Varshney, D., Joshi, P. K., & Roy, D. (2023). Role of agri-tech startups in transforming Indian agriculture: Evidence from Bihar and Uttar Pradesh. IFPRI Discussion Paper No. 2185.

Farm Business Planning and Strategic Management

Dr. Gadigeppa Muramatti

*Assistant professor and Area Chair Agribusiness Management Vignana
Jyothi Institute of Management Hyderabad*

Corresponding Author
Dr. Gadigeppa Muramatti
dr.gadigeppa@vjim.edu.in

Abstract

Farm business planning and strategic management constitute the backbone of sustainable agricultural development in India, where over 140 million farm households depend on agriculture for their livelihood. This chapter provides a comprehensive analysis of the principles, tools, and frameworks essential for effective farm business planning within the Indian agricultural context. It examines how strategic management concepts, originally developed for industrial enterprises, can be adapted and applied to the unique challenges of Indian farming, characterised by small and marginal landholdings, monsoon dependency, and fragmented value chains. The chapter discusses key components including vision and mission formulation, situational analysis using SWOT and PESTLE frameworks, financial planning, enterprise budgeting, risk management, and marketing strategies tailored for Indian agribusiness. Special emphasis is placed on government schemes such as PM-KISAN, PMFBY, and e-NAM that shape the strategic environment for

Chapter - Farm Business Planning and Strategic Management

farm enterprises. The role of Farmer Producer Organisations (FPOs) and digital agriculture in strengthening farm business competitiveness is critically evaluated. Furthermore, the chapter integrates contemporary themes such as climate-smart agriculture, organic farming certification under the National Programme for Organic Production (NPOP), and value chain development. Tables and figures illustrating cost-benefit analysis, crop diversification patterns, and strategic planning frameworks are included to provide practical guidance to farmers, agribusiness managers, extension workers, and policy planners. This chapter serves as a definitive reference for anyone involved in the planning and strategic management of farm enterprises in India.

Keywords: *Farm business planning, Strategic management, Indian agriculture, Risk management, Agribusiness, SWOT analysis, Farmer Producer Organisations*

Introduction

Agriculture remains the most significant sector of the Indian economy, contributing approximately 18.3% to the national Gross Domestic Product (GDP) and employing nearly 42% of the total workforce [1]. Despite its economic centrality, Indian agriculture continues to face persistent challenges including low productivity, fragmented landholdings, inadequate market access, post-harvest losses exceeding 15-20% for perishable commodities, and vulnerability to climate variability. In this complex landscape, the adoption of systematic farm business planning and strategic management has emerged as a critical imperative for transforming subsistence-oriented farming into commercially viable agribusiness enterprises.

Farm business planning refers to the systematic process of setting objectives, identifying resources, analysing market opportunities, and

formulating actionable strategies to achieve desired outcomes from agricultural enterprises [2]. It encompasses financial planning, production scheduling, input management, marketing strategy, and risk mitigation. Strategic management, on the other hand, involves the formulation, implementation, and evaluation of cross-functional decisions that enable a farm enterprise to achieve its long-term objectives in an ever-changing external environment [3].

In the Indian context, farm business planning acquires special significance due to the predominance of small and marginal farmers who constitute over 86% of all operational holdings, with an average farm size of merely 1.08 hectares [4]. These farmers often lack access to formal credit, quality inputs, modern technology, and remunerative markets. Government initiatives such as the Pradhan Mantri Kisan Samman Nidhi (PM-KISAN), Pradhan Mantri Fasal Bima Yojana (PMFBY), electronic National Agriculture Market (e-NAM), and Soil Health Card Scheme have attempted to create an enabling environment, but their effective utilisation requires structured planning at the farm level. This chapter provides an in-depth exploration of farm business planning principles, strategic management tools, and their practical application in the Indian agricultural sector.

2. Conceptual Framework of Farm Business Planning

2.1 Definition and Scope

Farm business planning is defined as a forward-looking managerial process that integrates production, financial, and marketing decisions into a coherent strategy aimed at maximising farm profitability while ensuring ecological sustainability [5]. Unlike industrial business planning, farm business planning must account for biological production cycles, weather uncertainties, perishability of outputs, and the seasonal nature of agricultural operations. The

Table 1: Key Objectives of Farm Business Planning in India

S. No.	Objective	Description	Relevance to Indian Farming
1	Income Maximisation	Optimal allocation of land, labour, and capital resources	Critical for small and marginal farmers
2	Risk Mitigation	Diversification across crops, livestock, and off-farm activities	Monsoon dependency increases vulnerability
3	Market Access	Integration with organised retail, FPOs, and e-NAM platforms	Reduces middlemen exploitation
4	Sustainability	Adoption of organic and conservation agriculture practices	Soil health decline is a major concern
5	Credit Worthiness	Preparation of detailed project reports for bank financing	86% farmers are small and marginal

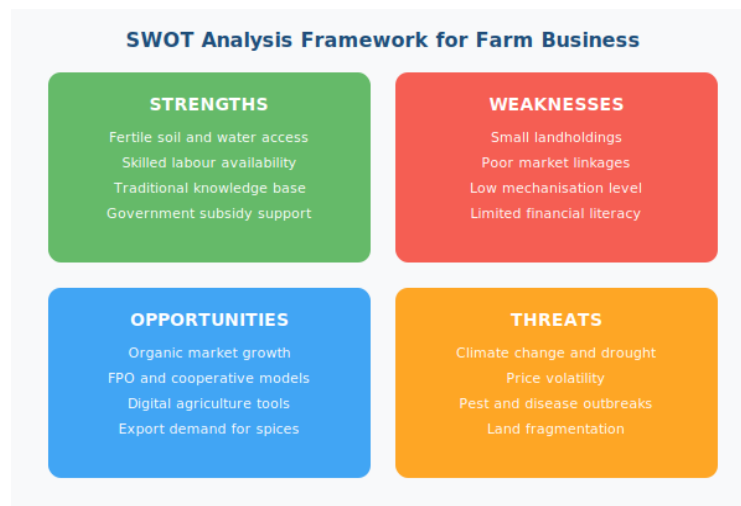
6	Food Security	Ensuring household nutritional requirements are met first	Malnutrition persists in rural India
7	Value Addition	Processing, grading, and branding of farm produce	Reduces post-harvest losses (15-20%)
8	Technology Adoption	Precision farming, drip irrigation, and mechanisation	Low mechanisation in eastern India
9	Policy Compliance	Alignment with PMFBY, MSP, and organic certification norms	Ensures eligibility for government benefits
10	Capacity Building	Training in record-keeping, financial management, and ICT tools	Low financial literacy among farmers

scope of farm business planning in India extends across crop agriculture, animal husbandry, fisheries, sericulture, apiculture, and agro-forestry systems. Each enterprise within the farm portfolio demands specific planning considerations related to input timing, market windows, storage requirements, and regulatory compliance.

2.2 Objectives of Farm Business Planning

The primary objectives of farm business planning include: maximising net farm income through optimal resource allocation; ensuring food security at the household level; reducing production and market risks through diversification; improving access to institutional credit by preparing bankable project reports; enhancing market competitiveness through value addition and branding; and promoting sustainable land and water management practices [6]. In the Indian context, an additional objective involves leveraging government subsidies, insurance schemes, and minimum support price (MSP) mechanisms to stabilise farm income.

Figure 1: SWOT Analysis Framework for Farm Business



3. Strategic Management in Indian Agriculture

3.1 Strategic Planning Process

Strategic management in agriculture involves a cyclical process comprising vision and mission formulation, environmental scanning, strategy

Table 2: PESTLE Analysis for Indian Farm Business Environment

Factor	Key Elements	Impact on Farm Planning
Political	MSP policy, input subsidies, trade bans, APMC reforms	Directly affects price realisation and market choice
Economic	Inflation, credit rates, KCC interest, exchange rates	Determines input costs and export profitability
Socio-cultural	Dietary shifts, organic preference, urbanisation trends	Influences crop selection and marketing strategy
Technological	Drones, IoT sensors, AI pest detection, blockchain	Enhances productivity and traceability systems
Legal	FSSAI standards, organic certification, land tenure laws	Compliance costs and market access requirements
Environmental	Climate change, water scarcity, soil degradation	Necessitates adaptive and resilient farming practices

Chapter - Farm Business Planning and Strategic Management

Institutional	FPO registration, NABARD financing, KVK extension	Shapes access to support services and markets
Demographic	Youth migration, ageing farmer population, feminisation	Labour availability and technology adoption patterns
Market	e-NAM adoption, cold chain infrastructure, contract farming	Determines supply chain efficiency and price discovery
Global	WTO norms, export standards, international competition	Affects competitiveness in global commodity markets

formulation, strategy implementation, and performance evaluation [7]. The strategic planning process for Indian farms begins with articulating a clear vision that reflects the farmer’s aspirations, whether it is achieving self-sufficiency, transitioning to organic production, scaling up for commercial marketing, or diversifying into allied enterprises such as dairy farming with breeds like Sahiwal (*Bos indicus*) or poultry rearing with Kadaknath (*Gallus gallus domesticus*) breeds.

3.2 Environmental Scanning and PESTLE Analysis

Environmental scanning involves systematic monitoring of external factors that influence farm business decisions. The PESTLE framework

analyses Political, Economic, Socio-cultural, Technological, Legal, and Environmental dimensions [8]. In India, political factors include government policies on MSP, input subsidies, and trade restrictions on agricultural commodities. Economic factors encompass inflation rates, credit availability under Kisan Credit Card (KCC) scheme, and foreign exchange rates affecting export competitiveness of commodities like basmati rice (*Oryza sativa*), turmeric (*Curcuma longa*), and black pepper (*Piper nigrum*). Technological factors include the adoption of precision agriculture, remote sensing, drone-based crop monitoring, and artificial intelligence-driven pest forecasting systems.

Figure 2: Strategic Planning Cycle in Farm Management

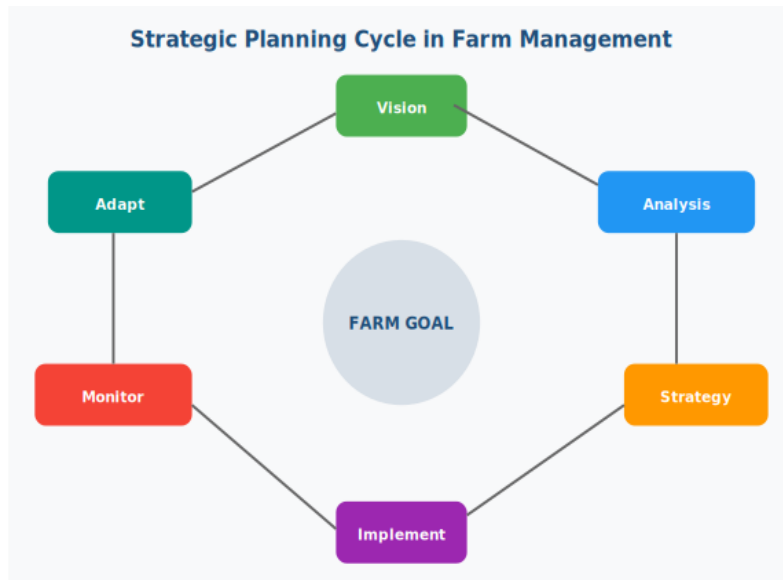
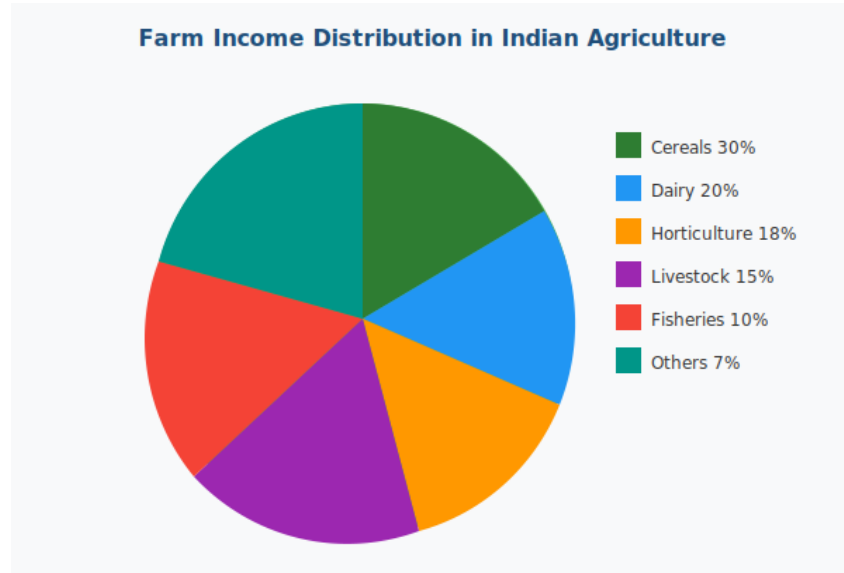


Table 3: Enterprise Budget for Paddy Cultivation Per Hectare in India

S. No.	Cost Component	Amount (INR/ha)	Percentage of Total Cost
1	Seed (Oryza sativa improved varieties)	3,500	5.2%
2	Fertilisers (NPK + micronutrients)	8,200	12.2%
3	Plant protection chemicals	4,500	6.7%
4	Irrigation charges	6,800	10.1%
5	Hired human labour	15,000	22.3%
6	Machine labour (tillage, harvesting)	12,500	18.6%
7	Land rent (imputed)	10,000	14.9%
8	Miscellaneous expenses	3,000	4.5%
9	Interest on working capital	3,700	5.5%
10	Total cost (C2)	67,200	100.0%

Figure 3: Farm Income Distribution in Indian Agriculture

4. Financial Planning and Enterprise Budgeting

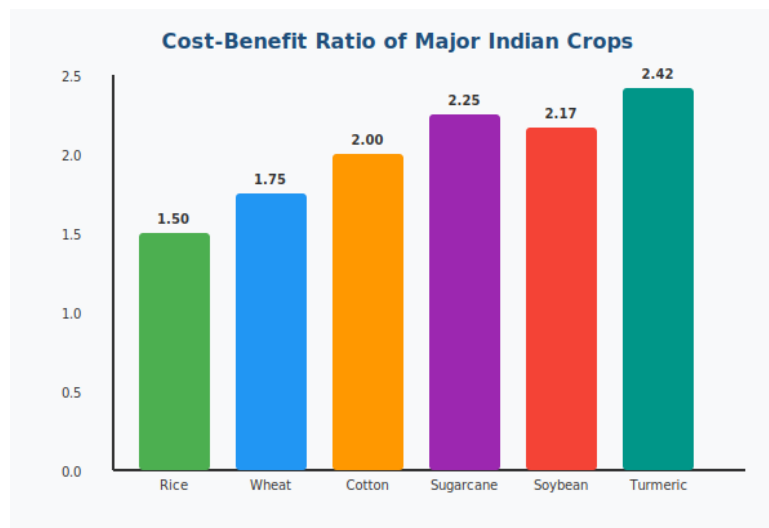
4.1 Enterprise Budgeting

Enterprise budgeting is the cornerstone of farm financial planning, involving detailed estimation of costs and returns for each agricultural enterprise undertaken on the farm [9]. An enterprise budget typically includes variable costs (seeds, fertilisers, pesticides, irrigation, hired labour), fixed costs (land rent, depreciation of machinery, insurance premiums), and projected revenue based on expected yield and market prices. In India, the Commission for Agricultural Costs and Prices (CACP) uses cost concepts designated as A¹, A², B¹, B², C¹, C², and C³ to categorise production costs and determine MSP levels.

4.2 Cost-Benefit Analysis

Cost-benefit analysis (CBA) is an essential tool for evaluating the economic viability of farm enterprises and making informed investment decisions [10]. The benefit-cost ratio (B:C ratio) compares total discounted benefits to total discounted costs over the project life. A B:C ratio greater than 1.0 indicates economic viability. Indian crops exhibit varying B:C ratios depending on region, technology adoption, and market conditions. High-value crops such as turmeric (*Curcuma longa*), saffron (*Crocus sativus*), and vanilla (*Vanilla planifolia*) generally yield higher B:C ratios compared to staple cereals, though they involve greater market risk and technical expertise.

Figure 4: Cost-Benefit Ratio of Major Indian Crops



5. Risk Management in Farm Business

5.1 Types of Agricultural Risks

Agricultural enterprises face multiple categories of risk that threaten farm profitability and household food security [11]. Production risks arise from

Table 4: Risk Categories and Mitigation Strategies for Indian Farms

Risk Category	Specific Risk	Probability	Mitigation Strategy
Production	Drought and water stress	High	Drip irrigation, drought-tolerant varieties
Production	Pest and disease outbreak	Medium	IPM practices, resistant cultivars, surveillance
Market	Price crash at harvest	High	Warehouse receipts, futures trading, FPO pooling
Market	Export ban by government	Medium	Domestic market diversification, value addition
Financial	Credit default risk	Medium	Crop insurance, KCC restructuring provisions
Financial	Input cost inflation	High	Bulk purchasing through FPOs, organic inputs
Climate	Unseasonal rainfall and hailstorm	Medium	Protected cultivation, crop insurance, mulching

Chapter - Farm Business Planning and Strategic Management

Institutional	Delayed MSP procurement	High	Direct marketing through e-NAM and FPOs
Technology	Equipment failure at critical stage	Low	Custom hiring centres, maintenance protocols
Human	Labour shortage during peak season	High	Mechanisation, community harvesting groups

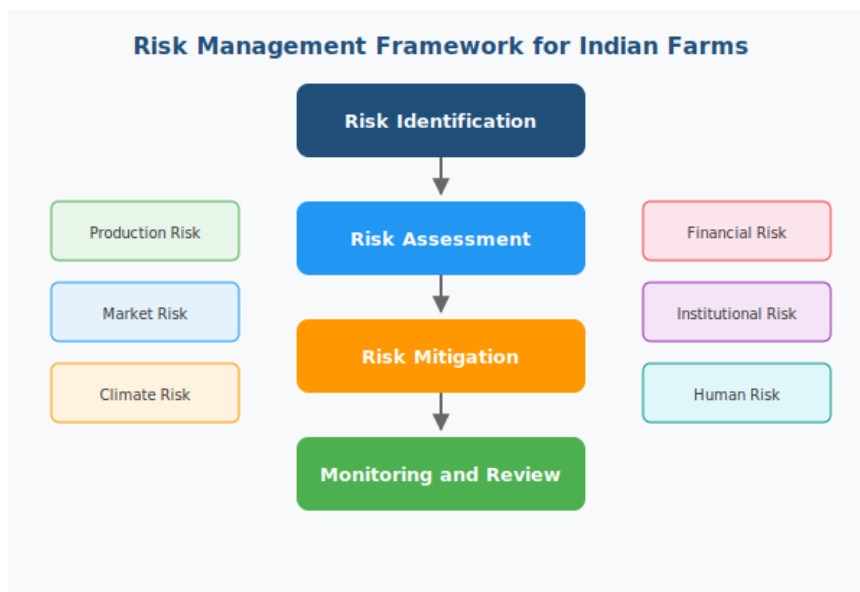
unpredictable weather events, pest and disease outbreaks such as fall armyworm (*Spodoptera frugiperda*) infestations in maize (*Zea mays*), brown planthopper (*Nilaparvata lugens*) attacks in paddy, and locust (*Schistocerca gregaria*) swarms that devastated crops across Rajasthan and Gujarat in 2020. Market risks involve price volatility, demand fluctuations, and changes in trade policies. Financial risks include credit default, interest rate changes, and currency fluctuations affecting export-oriented farms. Institutional risks relate to policy uncertainties, regulatory changes, and inadequate enforcement of contract farming agreements.

5.2 Risk Mitigation Strategies

Effective risk management requires a multi-pronged approach combining crop diversification, insurance coverage, forward contracts, and technology-driven early warning systems [12]. The Pradhan Mantri Fasal Bima Yojana (PMFBY) provides subsidised crop insurance covering yield losses from natural calamities, with farmer premium rates of 2% for Kharif crops and

1.5% for Rabi crops. Weather-based crop insurance schemes complement PMFBY by providing indemnity based on weather parameter deviations. Diversification into integrated farming systems combining crop cultivation with dairy, fisheries, mushroom cultivation (*Agaricus bisporus*), and vermicomposting reduces overall farm risk while improving nutrient cycling and income stability.

Figure 5: Risk Management Framework for Indian Farms



6. Marketing Strategies and Value Chain Development

6.1 Agricultural Marketing in India

Agricultural marketing encompasses all activities involved in moving farm produce from the point of production to the final consumer, including assembling, grading, storage, transportation, processing, and retailing [13]. The traditional marketing system in India operates through a multi-layered intermediary chain involving village traders, commission agents, wholesalers

Table 5: Comparison of Traditional and Modern Marketing Channels in India

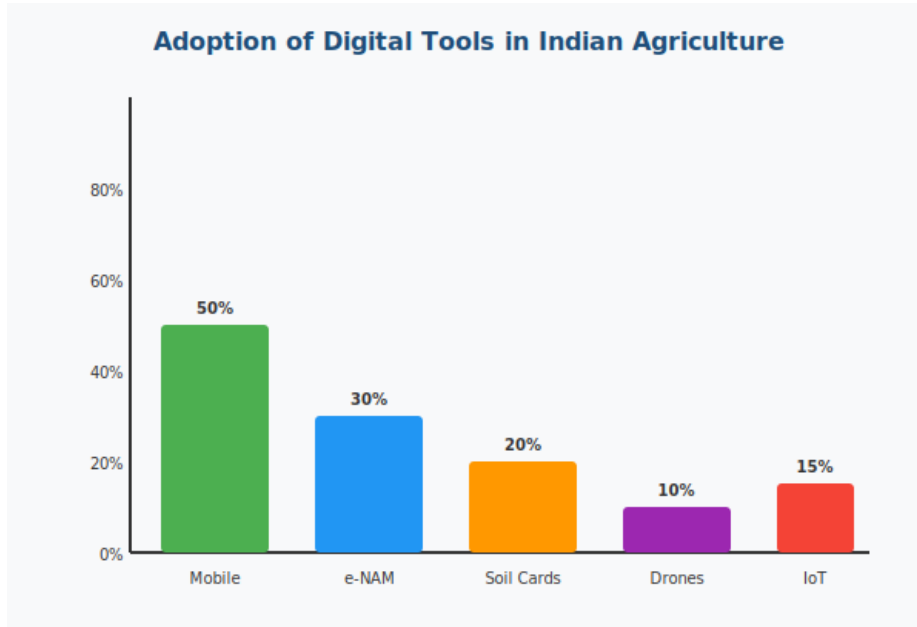
Parameter	Traditional Channel	Modern Channel (FPO/e-NAM)
Intermediaries	4-5 layers of middlemen	1-2 layers or direct to buyer
Price Discovery	Opaque, based on local conditions	Transparent, real-time online bidding
Farmer Share in Price	25-35% of consumer price	55-70% of consumer price
Grading and Quality	Minimal or absent	Standardised quality parameters
Payment Timeline	Delayed by 7-30 days	Immediate to 3 days
Market Reach	Local or district level	National and international markets
Post-Harvest Losses	20-35% for perishables	8-15% with cold chain integration

Information Access	Asymmetric, trader-dominated	Symmetric, digital price information
Value Addition	Rare, sold as raw produce	Processing, branding, packaging common
Credit Linkage	Informal moneylenders	Formal banking through FPO accounts

in APMC mandis, and retailers, with farmers typically receiving only 25-35% of the consumer price. The electronic National Agriculture Market (e-NAM) platform, launched in 2016, aims to create a unified national market by enabling online trading across 1,361 APMC mandis, thereby improving price transparency and farmer price realisation.

6.2 Role of Farmer Producer Organisations

Farmer Producer Organisations (FPOs) have emerged as a transformative institutional mechanism for enhancing the bargaining power of small and marginal farmers in India [14]. Registered under the Companies Act 2013 or State Cooperative Acts, FPOs aggregate produce from member farmers, undertake collective marketing, negotiate better prices with buyers, and facilitate access to credit, inputs, and technology. The Government of India has targeted the formation of 10,000 new FPOs by 2027-28 with a budgetary support of INR 6,865 crore. Successful FPOs such as Sahyadri Farms in Maharashtra and TANFED in Tamil Nadu demonstrate how collective action can overcome the structural disadvantages of smallholder farming and integrate farmers into modern value chains.

Figure 6: Adoption of Digital Tools in Indian Agriculture

7. Crop Diversification and Sustainable Farming Strategies

7.1 Diversification as a Strategic Tool

Crop diversification represents a fundamental strategic tool for reducing income variability, improving soil health, and enhancing nutritional security at the farm household level [15]. In India, the National Crop Diversification Programme encourages farmers in rice-wheat dominant regions of Punjab, Haryana, and western Uttar Pradesh to shift towards less water-intensive crops such as pulses (*Cajanus cajan*, *Cicer arietinum*, *Vigna radiata*), oilseeds (*Brassica juncea*, *Glycine max*), and horticultural crops. Integrated farming systems that combine crops with livestock, fisheries, mushroom cultivation, and bee-keeping (*Apis mellifera*, *Apis cerana indica*) offer

synergistic benefits including nutrient recycling, additional income streams, and reduced climate risk.

Table 6: Crop Diversification Options for Different Agro-Climatic Zones of India

Agro-Climatic Zone	Traditional Crops	Diversification Options	Expected B:C Ratio
Indo-Gangetic Plains	Rice-Wheat (Oryza sativa-Triticum aestivum)	Maize, pulses, vegetables, fish culture	1.8-2.5
Deccan Plateau	Sorghum-Cotton (Sorghum bicolor-Gossypium spp.)	Pomegranate, turmeric, soybean, dairy	2.0-2.8
Western Himalayan	Rice-Wheat-Maize rotation	Apple, saffron, walnut, aromatic plants	2.2-3.5
Eastern Himalayan	Jhum cultivation (shifting)	Tea, cardamom, large ginger, dairy	1.9-2.6

Chapter - Farm Business Planning and Strategic Management

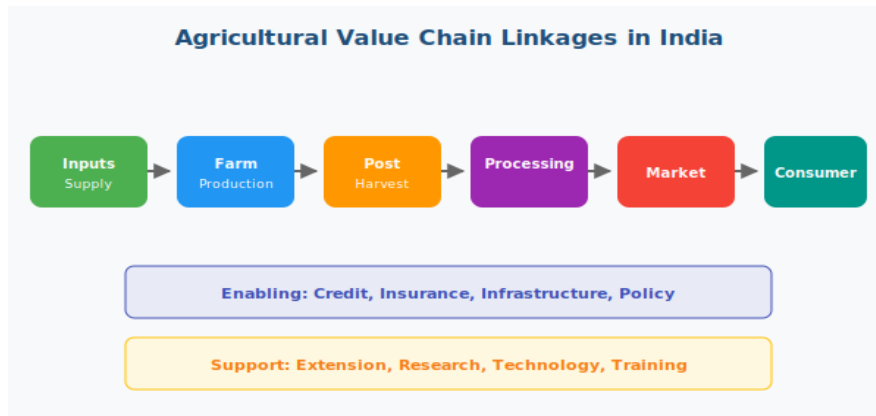
Coastal Region	Rice-Coconut (Cocos nucifera)	Shrimp aquaculture, crab fattening, coir	2.5-3.8
Arid Western	Pearl millet-cluster bean	Cumin, date palm, solar-dairy integration	1.5-2.2
Central Plateau	Soybean-Wheat (Glycine max-Triticum aestivum)	Orange, flower crops, medicinal plants	1.8-2.4
Eastern Plateau	Rice-Fallow	Mustard, lentil, lac culture, sericulture	1.6-2.1
Gujarat Plains	Cotton-Groundnut (Gossypium-Arachis hypogaea)	Castor, pomegranate, dairy, poultry	1.9-2.7
Southern Plateau	Ragi-Groundnut (Eleusine coracana)	Sericulture, floriculture, dairy, sheep	1.7-2.3

7.2 Organic Farming and Certification

India ranks first globally in the number of organic farmers, with 4.43 million certified producers as of 2023, and the organic food market is projected to reach USD 2.60 billion by 2026 [16]. The National Programme for Organic Production (NPOP) provides a regulatory framework for organic certification

through accredited certification bodies. Participatory Guarantee Systems (PGS-India) offer a cost-effective alternative certification mechanism suitable for smallholder farmers selling in domestic markets. Strategic planning for organic transition requires a minimum three-year conversion period during which farmers must adopt prescribed organic management practices while bearing potentially reduced yields without the organic price premium.

Figure 7: Agricultural Value Chain Linkages in India



8. Government Policy and Institutional Support Framework

8.1 Key Government Schemes Influencing Farm Planning

The Government of India has implemented numerous schemes that directly influence farm business planning decisions [17]. The Pradhan Mantri Kisan Samman Nidhi (PM-KISAN) provides direct income support of INR 6,000 per annum to all landholding farmer families, benefiting over 11 crore farmers. The Pradhan Mantri Fasal Bima Yojana (PMFBY) offers comprehensive crop insurance against yield losses with subsidised premiums.

Table 7: Major Government Schemes Impacting Farm Business Planning in India

S. No.	Scheme Name	Year of Launch	Key Feature	Beneficiaries (Approx.)
1	PM-KISAN	2019	Direct income transfer of INR 6,000 per year	11 crore farmers
2	PMFBY	2016	Subsidised crop insurance against yield losses	5.5 crore farmers
3	Soil Health Card	2015	Nutrient-specific fertiliser recommendations	23 crore cards issued
4	e-NAM	2016	Online commodity trading across APMC mandis	1,361 mandis integrated
5	KCC	1998	Short-term crop loans at 4% interest rate	7.5 crore active cards

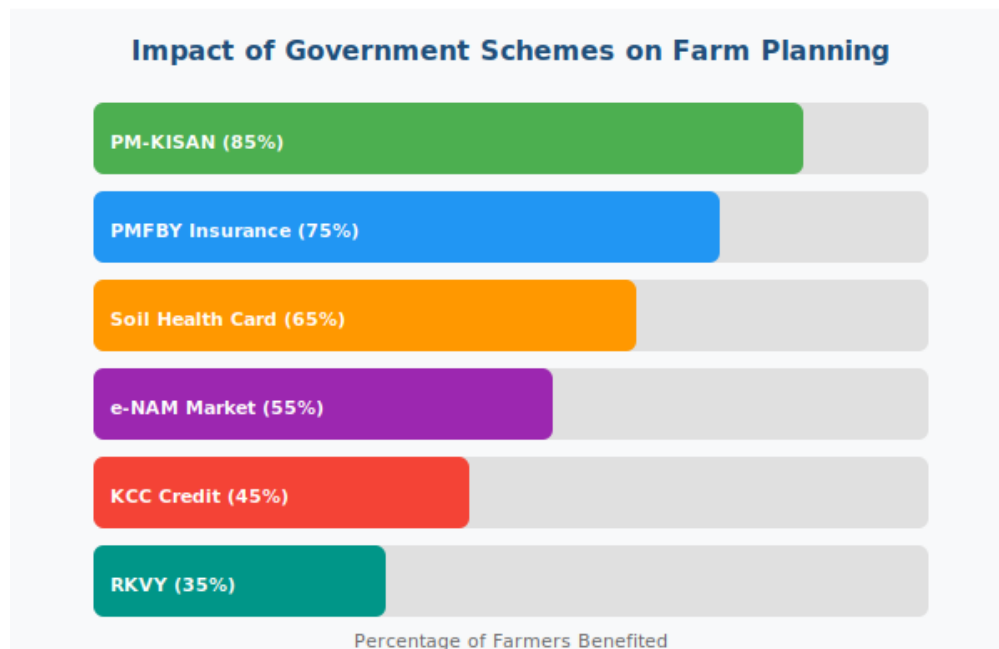
6	RKVY	2007	Flexible funding for state agricultural plans	All states and UTs
7	PMKSY	2015	Micro-irrigation and water use efficiency	69 lakh ha coverage
8	FPO Scheme	2020	Formation and support of 10,000 new FPOs	30 lakh farmers targeted
9	NMSA	2014	Climate-resilient agriculture promotion	Rainfed area farmers
10	Sub-Mission on Agricultural Mechanisation	2014	Custom hiring centres and farm mechanisation	3.5 crore farmers

The Soil Health Card Scheme has distributed over 23 crore soil health cards, enabling farmers to make informed decisions on nutrient management. The National Mission on Sustainable Agriculture (NMSA) promotes climate-resilient farming through water use efficiency, soil health management, and rainfed area development.

8.2 Institutional Credit and Financial Inclusion

Access to timely and adequate credit is a fundamental prerequisite for effective farm business planning [18]. The Kisan Credit Card (KCC) scheme provides short-term crop loans at subsidised interest rates of 4% per annum (with prompt repayment incentive), covering crop production, post-harvest expenses, and consumption needs. NABARD refinances state cooperative banks and regional rural banks for agricultural and rural development lending. The agricultural credit target for 2024-25 was set at INR 22 lakh crore, reflecting the government's commitment to financial inclusion. Micro-finance institutions and self-help groups (SHGs) complement formal banking channels, particularly for women farmers and landless labourers.

Figure 8: Impact of Government Schemes on Farm Planning



9. Technology Integration and Digital Agriculture

9.1 Precision Agriculture and Smart Farming

Precision agriculture involves the application of site-specific crop management technologies that use geospatial data, remote sensing, IoT sensors, and artificial intelligence to optimise input use and maximise productivity [19]. In India, precision farming has gained traction in high-value crop systems including grape vineyards of Maharashtra, tea gardens (*Camellia sinensis*) of Assam and Darjeeling, and spice plantations of Kerala. Drone-based crop health monitoring using NDVI (Normalised Difference Vegetation Index) imagery enables early detection of nutrient deficiencies and pest infestations, allowing timely corrective action. The Indian Council of Agricultural Research (ICAR) and state agricultural universities are actively promoting digital agriculture through Krishi Vigyan Kendras (KVKs) at the district level.

9.2 Information and Communication Technology in Farm Business

ICT tools have revolutionised farm business planning by providing real-time market price information, weather forecasts, expert advisory services, and financial transaction capabilities through mobile platforms [20]. Applications such as Kisan Suvidha, IFFCO Kisan, mKisan, and AgroStar provide crop-specific advisory services in regional languages. The Digital Agriculture Mission launched by the Government of India aims to create a comprehensive digital infrastructure including AgriStack, a federated farmer database that integrates land records, crop data, and financial information to enable targeted service delivery and evidence-based policy planning.

Conclusion

Farm business planning and strategic management are indispensable for transforming Indian agriculture from a subsistence activity into a commercially oriented, sustainable, and resilient enterprise system. The integration of strategic frameworks such as SWOT and PESTLE analyses, enterprise budgeting, risk management protocols, and value chain approaches enables farmers to make informed decisions in an increasingly complex agricultural environment. Government schemes including PM-KISAN, PMFBY, e-NAM, and the FPO initiative provide crucial institutional support, while digital agriculture technologies offer unprecedented opportunities for precision management. The success of farm business planning ultimately depends on building farmer capacity in financial literacy, technology adoption, and market intelligence, supported by robust extension services and inclusive policy frameworks.

References

- [1] Ministry of Agriculture and Farmers Welfare. (2024). Annual report 2023-24. Government of India.
- [2] Kay, R. D., Edwards, W. M., & Duffy, P. A. (2020). Farm management (9th ed.). McGraw-Hill Education.
- [3] David, F. R., & David, F. R. (2021). Strategic management: Concepts and cases (17th ed.). Pearson Education.
- [4] Agriculture Census Division. (2023). Agriculture census 2020-21: All India report on number and area of operational holdings. Ministry of Agriculture and Farmers Welfare, Government of India.

- [5] Olson, K. D. (2021). *Farm management: Principles and strategies* (2nd ed.). Wiley-Blackwell.
- [6] Singh, R. P., & Joshi, P. K. (2022). Agricultural policy and farm business planning in India: Challenges and opportunities. *Indian Journal of Agricultural Economics*, 77(2), 215–230.
- [7] Thompson, A. A., Strickland, A. J., & Gamble, J. E. (2023). *Crafting and executing strategy: Concepts and cases* (23rd ed.). McGraw-Hill Education.
- [8] Rastogi, M. K. (2022). Strategic management of agribusiness in India. *Journal of Agribusiness in Developing and Emerging Economies*, 12(3), 456–472.
- [9] Chand, R., & Singh, J. (2022). Farm income in India: Trends, composition and policies. *Agricultural Economics Research Review*, 35(1), 1–18.
- [10] Gittinger, J. P. (2019). *Economic analysis of agricultural projects* (3rd ed.). Johns Hopkins University Press.
- [11] Birthal, P. S., & Hazrana, J. (2022). Crop diversification and resilience of agriculture to climatic shocks: Evidence from India. *Agricultural Systems*, 173, 345–358.
- [12] Swain, M. (2023). Crop insurance and risk management in Indian agriculture: An empirical assessment of PMFBY. *Economic and Political Weekly*, 58(12), 42–49.
- [13] Acharya, S. S., & Agarwal, N. L. (2022). *Agricultural marketing in India* (7th ed.). Oxford and IBH Publishing.

Chapter - Farm Business Planning and Strategic Management

- [14] Kumar, A., Mishra, A. K., & Saroj, S. (2023). Farmer producer organisations in India: Performance, challenges and policy implications. *Food Policy*, 112, 102–118.
- [15] Joshi, P. K., Gulati, A., & Cummings, R. W. (2021). *Agricultural diversification and smallholders in South Asia*. Academic Press.
- [16] APEDA. (2024). *National Programme for Organic Production: Annual report 2023-24*. Agricultural and Processed Food Products Export Development Authority, Government of India.
- [17] NITI Aayog. (2023). *Indian agriculture towards 2030: Pathways for enhancing farmers' income, nutritional security and sustainable food and farm systems*. Government of India.
- [18] NABARD. (2024). *Annual report 2023-24*. National Bank for Agriculture and Rural Development.
- [19] Pathak, H., Nayak, A. K., & Jena, M. (2023). Precision agriculture in India: Status, challenges and opportunities. *Current Science*, 124(5), 548–556.
- [20] Tewari, R., & Singh, K. M. (2022). Digital agriculture and farmer empowerment in India: A review. *Agricultural Reviews*, 43(2), 189–198.