

Tattoo Care

in Monsoon

“Ink tells your story, aftercare keeps it alive”



How to Care for Your Tattoo in Monsoon Overview

Getting a tattoo is an exciting experience, but monsoon season brings challenges like humidity, dampness, and infection risk. Proper aftercare ensures your tattoo heals beautifully and remains vibrant for years.

Monsoon Tattoo Care Tips & Precautions

1. Keep Your Tattoo Clean & Dry

- Gently wash with mild, fragrance-free soap and lukewarm water.
- Pat dry with a soft towel—never rub.
- Avoid keeping the tattoo damp for long.

2. Protect From Rainwater

- Rainwater contains bacteria and dirt that may cause infection.
- Cover your tattoo with clean, breathable cotton clothing when outdoors.

3. Avoid Swimming & Prolonged Moisture

- Stay away from pools, rivers, or lakes until fully healed.
- Avoid sitting in damp places and keep sweat away from the tattoo.

4. Moisturize Lightly

- Apply only a thin layer of unscented moisturizer or recommended ointment.
- Do not over-apply as excess moisture can delay healing.

5. Wear Loose, Breathable Clothes

- Choose cotton-based loose clothes to avoid rubbing or irritation.
- Prevents fungal infections caused by humidity.





6. No Scratching or Peeling

- Itching is normal, but never scratch or peel scabs.
- Let the tattoo heal naturally for best results.

7. Follow Your Artist's Instructions

- Every tattoo heals differently—listen to your tattoo artist's advice.
- Use only recommended creams or ointments.

Quick Don'ts During Monsoon

-  Don't expose your tattoo to rainwater.
-  Don't wear tight synthetic clothing.
-  Don't use heavy creams or oils.
-  Don't scratch, peel, or pick the tattoo.

Conclusion

With the right care, your tattoo will stay bright, safe, and beautiful even in the rainy season. At Aries Tattoo, Noida we not only craft stunning tattoos but also guide you with the best aftercare practices.

✨ Protect your art. Flaunt your style. ✨

 Visit us: Aries Tattoo, Noida

 Book Your Appointment Today!