



POLEX



**4 WAYS** ADJUSTABLE  
GLASS TILT & BASE LEVELLING MADE EASY





# POLEX

The **Porex** series from **Expo** features 3-way adjustable feature –FLEX MOVE.

The premium **Surface Mount Base Clamps** crafted from durable **2205 stainless steel** and a newly introduced lightweight aluminum model.

Engineered for strength and safety, these base clamps securely hold ½” or 9/16” glass panels using an adjustable pressure plate, ensuring a reliable and robust connection.


Depending on the width of the glass panel, two or three base clamps are required for optimal support.

With options in both stainless steel and aluminum, the **Porex** series delivers versatility and modern aesthetics for all your architectural railing needs.



## POLEX

### FRAMELESS GUARDRAIL




#### DESCRIPTION

**POLEX** is designed for surface-mounted installations and crafted from premium Duplex 2205 stainless steel, ensuring superior durability.



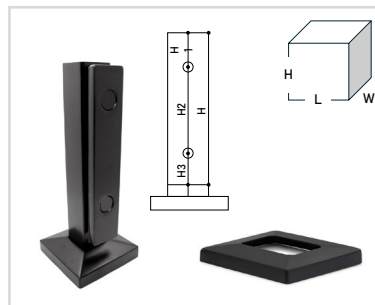
#### SPECIFICATIONS

- Suited for 3/8 to 9/16 in. (10 to 14.28mm) glass
- 3.94 in. (100mm) slot, 0.63 in. (16mm) high cover plate
- No holes in glass required
- Multiple finishes available in 2205 duplex stainless steel
- Glass height adjustment up to 6mm, adjustable camber
- Optional 2mm packing shim (included)



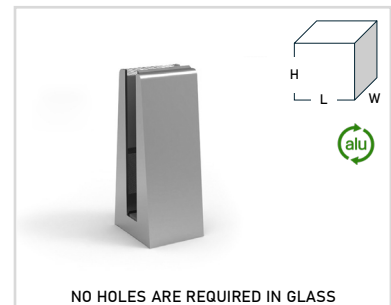
#### PL600 / PL800\* / PL100\*

- LxWxH: 4X4X6in (\*8"H / \*10"H)
- Black, Polished, Brushed



#### PL110


- LxWxH: 4X4X10in (\*10"H)
- Black, Polished, Brushed



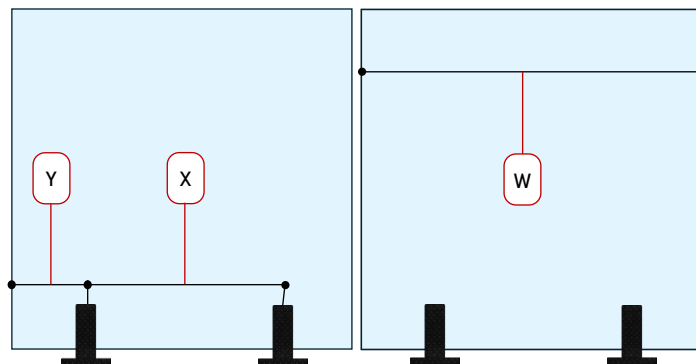
#### PL550

- LxWxH: 2X2.5X5.5in
- Black, Polished, Brushed








## GLASS FABRICATION DIAGRAM



W: 72in	X: 27in	Y: 9in	No. of Clamps: 3
W: 60in	X: 22in	Y: 8in	No. of Clamps: 3
W: 48in	X: 32in	Y: 8in	No. of Clamps: 2
W: 36in	X: 22in	Y: 7in	No. of Clamps: 2
W: 26in	X: 14in	Y: 6in	No. of Clamps: 2



## MODEL / FINISH

 ADJUSTABLE	PL600.100	BRUSHED
	PL600.200	POLISHED
	PL600.300	BLACK
 SOLID - ALU	PL110.100	BRUSHED
	PL110.200	POLISHED
	PL110.300	BLACK
 SOLID - ALU	PL550.100	BRUSHED
	PL550.400	BRONZE
	PL550.300	BLACK

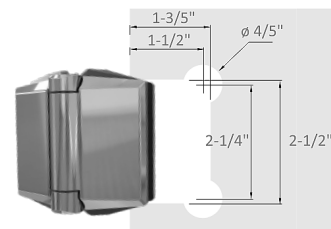
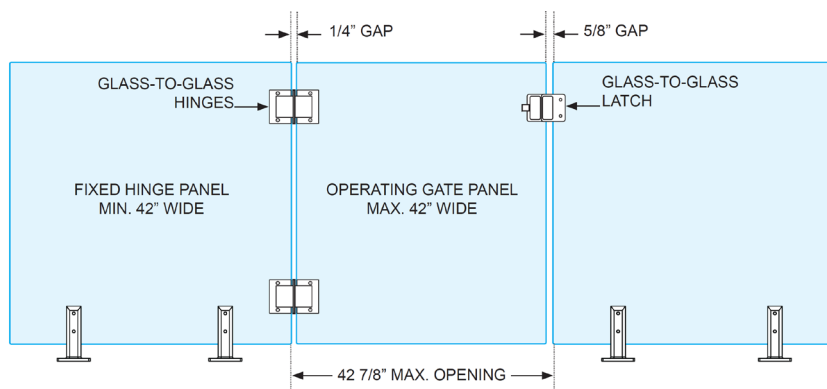


## GATE HARDWARE

	QLK1800.100	BRUSHED
	QLK1800.200	POLISHED
	QLK1800.300	BLACK
	QTN900.100	BRUSHED
	QTN900.200	POLISHED
	QTN900.300	BLACK
	QTN1800.100	BRUSHED
	QTN1800.200	POLISHED
	QTN1800.300	BLACK



## GLASS GATE DIAGRAM





## SOLUTIONS & SERVICES

### INNOVATIVE METAL & GLASS SOLUTIONS

- At Expo We design and supply architectural systems for windscreen, stairs and railings, providing innovative solutions that seamlessly blend form and function.
- With over 20 years of expertise in commercial and residential projects, we deliver sleek, safe, and durable solutions that enhance the value and aesthetics of any build.
- Leveraging our international partnerships, Expo ensures the delivery of top-tier products that meet the highest standards of design and quality.



### WE PROVIDE WIDE RANGE OF SERVICES



DESIGN ASSIST



ESTIMATING



SHOP-DRAWINGS



ENGINEERING



MATERIAL SUPPLY



PREFABRICATION




BENDING




METAL COATING


### CHOOSE FROM A WIDE RANGE OF STYLES TO COMPLEMENT YOUR PROJECTS UNIQUE DESIGN



BASE SHOE TOP / FACE MOUNT



SURFACE MOUNT CLAMPS



POINT FIX STAND-OFF




**GUARDEX**

Aluminum Channel for Glass up-to 27/32-inch




**POINTFIX**

S.S. Adapter for Glass Thickness up-to 1-inch



**STRIPE**

Aluminum Post System for 9/16-inch Glass Thick



**POLEX**

S.S. Talon for Glass Thickness up-to 27/32-inch


- Our railing systems are engineered for strength, ensuring **safety and compliance** with local building codes (**IBC**)
- Crafted with precision and using the **highest quality materials**, our railings stand the test of time
- Our expert team ensures **quick and hassle-free installation**, keeping your projects on schedule




## OUR ENGINEERED PROJECT SOLUTIONS ENSURING SAFETY AND COMPLIANCE WITH BUILDING CODES



POST RAIL



READY TO INSTALL MODULES



PICKET INFILL MODULES



# EXPO

At **EXPO** we provide premium,  
custom-designed Guardrails &  
Staircase Solutions for buildings  
across *North America*

"Let's Build Together!"



***Please consult directly with our team for accurate, up-to-date  
information regarding your specific project needs.***

Expo Architectural Solutions assumes no responsibility or liability for any errors or omissions in the content of this Catalog.  
All materials, products, and services mentioned are subject to change without notice.



**EXPO ARCHITECTURAL SOLUTIONS**  
sales@exporailing.com  
+1 (949) 337 6306  
www.exporailing.com

**BUILT TO LAST**