





GUARDEX

STRUCTURAL GUARDRAIL



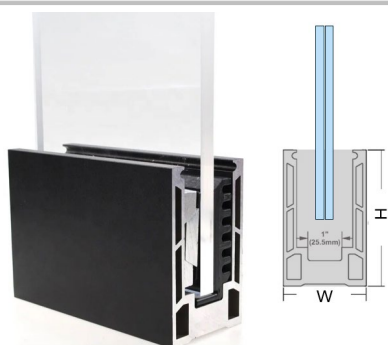
FEATURES

- Adjustable Dry Glazed Mechanism
- Symmetrical Design Inside/Outside
- Quick installation
- Black & Silver Anodized Finish
- GRX Series (Residential Projects)
- GRD Series (Commercial Projects)



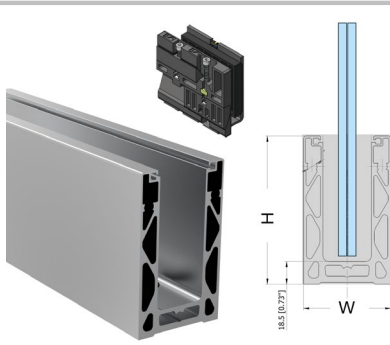
SPECIFICATIONS

- Material: Aluminum
- Surface Mount and Face Mount
- GL: from 1/2in up-to 27/32" Thick
- Ideal for Balconies and Windscreens
- Load capacity: 50 lbs/ft 200 lbs



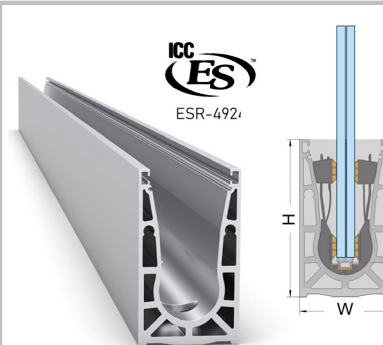
GRX - TOP MOUNT

- WXH: 2-7/16 X 4in
- Black, Satin Finish



GRD / GRS - SURFACE/FACE MOUNT

- WXH: 2.83 X 4.80in
- Black, Satin Finish



VBS - SURFACE/FACE MOUNT

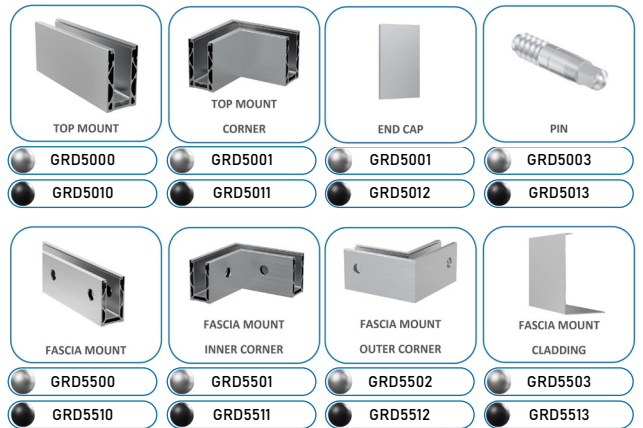
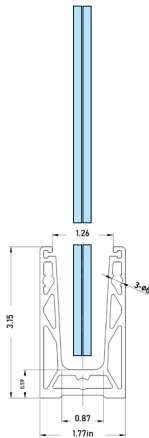
- WXH: 2.95 X 5.12in
- Black, Satin Finish



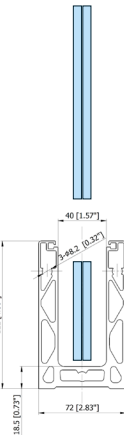
GUARDEX



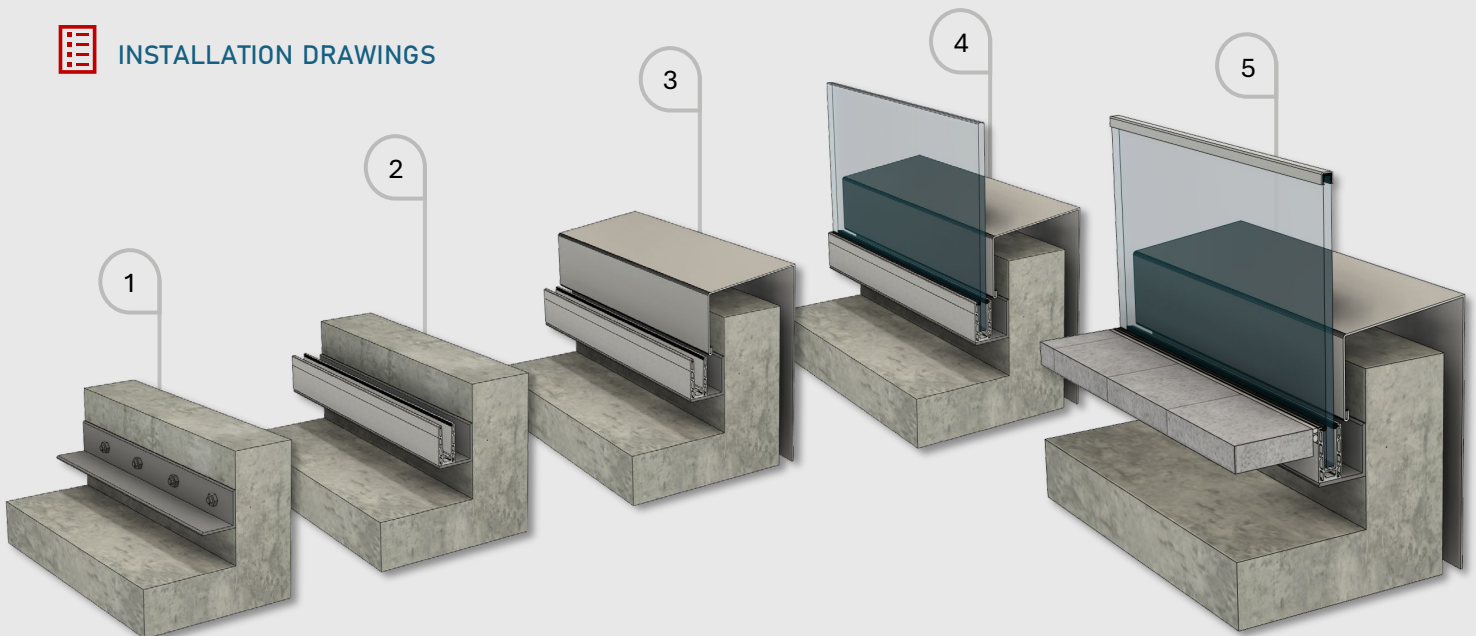
MODEL / GRD



MODEL / GRS



INSTALLATION DRAWINGS





GUARDEX

Elevate your spaces with the **GUARDEX** series from **Expo**, designed for sleek and secure glass railing installations.

These minimalist base channels are perfect for balconies, terraces, stairs, and galleries, providing both safety and style.

Featuring profile options and expansive glass panels, the Guardex base channels ensure uninterrupted views while blending seamlessly with modern architectural designs.

Achieve a perfect balance of elegance and functionality with the innovative Guardex series.

