

Domi-notes

Documentation

I. Ownership & Copyright: Domi-notes is the creation of Jamie K. Auberg. He holds all copyrights to the game.

II. Usage Rights and Restrictions:

1. Jamie K. Auberg, the copyright owner grants users to use the game for free
2. No person or entity (other than Jamie K Auberg) may sell or otherwise profit from this game.
3. No person or entity (other than Jamie K. Auberg) may claim copyright or patents to this game.

Distributed by
Auberg Instructional Innovations
Aubergii.com

Domi-notes

Setup

- 1) Print 1 of each sheet per player for the levels you want to use
(2 players = print 2 of each sheet)



- 2) Carefully cut out each Domi-note card (each card should have a note on top and a letter on bottom). Be sure to keep the levels separate from each other (don't mix Level 1 up with Level 4). Note: you may wish to laminate the sheets before cutting them out.

Levels

Level 1: Level 1 consists of Treble Clef notes C, D, E, F, and G

Level 2: Level 2 consists of Bass Clef notes C, D, E, F, and G

***Level 3:** You will notice that there are no cards labeled “Level 3.” Level 3 is made by combining the cards from Levels 1 & 2.


Level 4: Level 4 consists of most of the notes of the Treble Clef

Level 5: Level 5 consists of most of the notes of the Bass Clef

***Level 6:** You will notice that there are no cards labeled “Level 6.” Level 6 is made by combining the cards from Levels 4 & 5.

Game Play

- 1) Each player is given 7 cards from the top of the card pile.
- 2) The next card in the pile is turned over and placed in the center of the board (there is not an actual “board” - just whatever flat surface you are playing the game on)
- 3) When it is your turn, you try to find a card in your hand that will play on the card(s) on the board. If you are able to play a card, your turn ends and next person plays. If you are not able to play a card, then draw a card from the top of the card pile and then your turn ends and next person plays (you can not play the card you drew until your next turn).
- 4) It is recommended that when possible you play your cards at right angles.
- 5) **Winning:** You win when you have laid down all your cards.



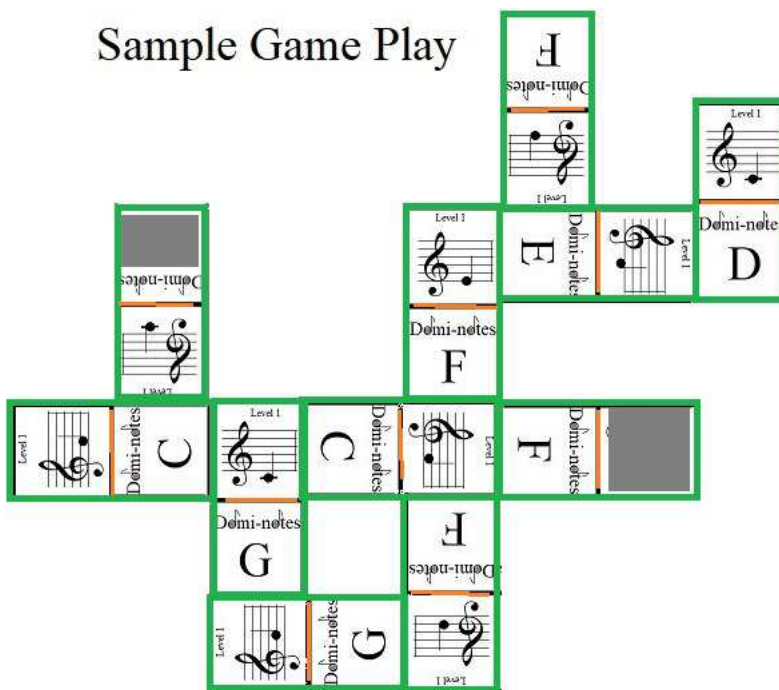
Proper Placement of Cards

- 1) When placing cards on the board, a note must be matched with a letter, and a letter must be matched with a note.
- 2) A note can not be matched with another note, and a letter can not be matched with another letter.
- 3) Cards may be matched from any direction as long as they do not touch another card that doesn't match (see examples below)

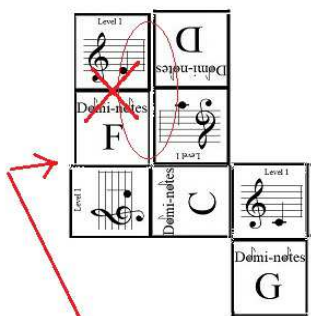
4) "BLOCK" - the rectangle / square box on a card means that you can not play there. Cards cannot come up against blocks, except for other blocks.

Examples:

Sample Game Play



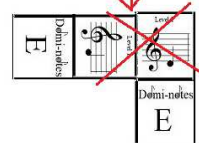
Even though this card touches another, notice that it is touching a note that matches it



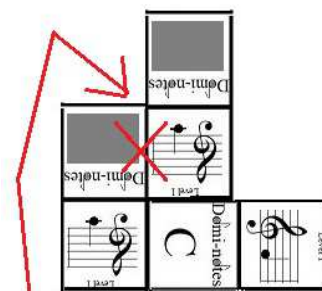
A letter must be touching the note that matches it. A letter may not touch another letter.











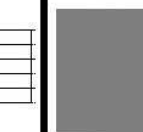









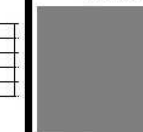



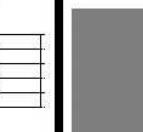

























A note must be touching the letter that matches it. A note may not touch another note.















































Although the "F" letter and the "F" note line up properly, the card is also touching a "C" note and a "D" letter of a previous play. As a result the play is not valid. The card would have to match every note and letter it touches.



The Card cannot be played because it ends up next to a block.

Level 1 	Level 1 	Level 1 	Level 1 	Level 1 	Level 1 	Level 1 	Level 1 	Level 1 	Level 1 	Level 1 
Domi-notes G	Domi-notes F	Domi-notes E	Domi-notes D	Domi-notes C	Domi-notes F	Domi-notes E	Domi-notes G	Domi-notes C	Domi-notes D	Domi-notes 
Level 1 	Level 1 	Level 1 	Level 1 	Level 1 	Level 1 	Level 1 	Level 1 	Level 1 	Level 1 	Level 1 
Domi-notes D	Domi-notes G	Domi-notes C	Domi-notes E	Domi-notes F	Domi-notes C	Domi-notes C	Domi-notes F	Domi-notes 	Domi-notes E	Domi-notes D
Level 2 	Level 2 	Level 2 	Level 2 	Level 2 	Level 2 	Level 2 	Level 2 	Level 2 	Level 2 	Level 2 
Domi-notes C	Domi-notes G	Domi-notes 	Domi-notes F	Domi-notes C	Domi-notes 	Domi-notes C	Domi-notes E	Domi-notes F	Domi-notes C	Domi-notes D
Level 2 	Level 2 	Level 2 	Level 2 	Level 2 	Level 2 	Level 2 	Level 2 	Level 2 	Level 2 	Level 2 
Domi-notes D	Domi-notes D	Domi-notes F	Domi-notes E	Domi-notes G	Domi-notes E	Domi-notes D	Domi-notes G	Domi-notes E	Domi-notes F	Domi-notes C

Level 4 	Level 4 	Level 4 	Level 4 	Level 4 	Level 4 	Level 4 	Level 4 	Level 4 	Level 4 	Level 4 
Domi-notes	Domi-notes	Domi-notes	Domi-notes	Domi-notes	Domi-notes	Domi-notes	Domi-notes	Domi-notes	Domi-notes	Domi-notes
G	F	E	D	C	B	A		C		E
Level 4 	Level 4 	Level 4 	Level 4 	Level 4 	Level 4 	Level 4 	Level 4 	Level 4 	Level 4 	Level 4 
Domi-notes	Domi-notes	Domi-notes	Domi-notes	Domi-notes	Domi-notes	Domi-notes	Domi-notes	Domi-notes	Domi-notes	Domi-notes
D	G	C	A	F	C		F	G	E	A
Level 5 	Level 5 	Level 5 	Level 5 	Level 5 	Level 5 	Level 5 	Level 5 	Level 5 	Level 5 	Level 5 
Domi-notes	Domi-notes	Domi-notes	Domi-notes	Domi-notes	Domi-notes	Domi-notes	Domi-notes	Domi-notes	Domi-notes	Domi-notes
C	A	G	B		F	C	E	F	B	D
Level 5 	Level 5 	Level 5 	Level 5 	Level 5 	Level 5 	Level 5 	Level 5 	Level 5 	Level 5 	Level 5 
Domi-notes	Domi-notes	Domi-notes	Domi-notes	Domi-notes	Domi-notes	Domi-notes	Domi-notes	Domi-notes	Domi-notes	Domi-notes
B	D	F	E	G	A	D	G	E		C