



Movilidad con rendimiento garantizado

CATÁLOGO 2025

Lorain Technologies de México
Edificio del WTC Mexiquense
Cto. Circunvalación Ote. # 10 Ofic. L1, Col. Cd. Satélite
53100, Naucalpan de Juárez, Estado de México, México



CARRO L Trail 4

Presentamos el carro de caza modelo L Trail 4, un vehículo de transporte de primera calidad, diseñado para brindar comodidad y un rendimiento excelente.





L Trail 6 Max



L Drive 2

CARRO DE CAZA L Drive 4

Presentamos el carro de caza modelo L Drive 4, un vehículo de transporte de primera calidad, diseñado para brindar comodidad y un rendimiento excelente.



L Drive 4





L Drive 4



L Shuttle 8

Nuevo Diseño Excelente Rendimiento



Tablero Multifuncional de Nuevo Diseño



Suspensión Premium Comfort
Suspensión Delantera Independiente con Doble Brazo




Freno de Disco en las Cuatro Ruedas, tanto Hidráulico como Electrónico



Asientos de Confort Premium



Altavoz de Sonido Premium con Tecnología HIFI y Protección IP66



Piso de Aleación de Aluminio Resistente al Agua y al Óxido



Suspensión More Comfort Eje trasero integral



Verde Bosque

Blanco marfil

Rojo manzana

Negro

Azul

Gris

Rojo cereza





L Trail 2

Carrito elevado de 2 plazas, estilo off-road.



L Trail 4

Versión elevada para 4 pasajeros (2+2).



L Drive 2

Golf cart compacto y versátil para 2 pasajeros.



L Drive 4

Configuración 2+2, ideal para transporte en resorts.



L Trail 4 Max

Versión más robusta para 4 plazas en línea



L Trail 6 Max

Potente, elevado y espacioso: 6 plazas (4+2).



L Drive 4 Max

Mayor comodidad para 4 pasajeros en línea.



L Drive 6

Amplio y estable: 6 pasajeros con confort premium..



L Shuttle 8





Transporte para 8 personas, movilidad eficiente.









L Shuttle 6

Versión ligera para 6 pasajeros.

Specification

L Trail Model		L Trail 2	L Trail 4	L Trail 4 Max	L Trail 6 Max		
							
Electrical System							
48V5KW	72V5KW						
Motor: KDS 48V5KW AC motor Electrical System:48V Battery: 6 X 8V150AH Maintenance-free lead-acid batteries Charger: Intelligent Cart Charger 48V/18AH, Charging times:8小时 Controller: 48V/350A With CAN communication DC: High Power Non-Isolated DC-DC 48V/12V-300W	Motor: KDS 72V5KW AC motor Electrical System: 72V Battery: 72V150AH Lithium iron phosphate(LiFePO4), CAN communication function and self-heating function Charger: Intelligent Cart Charger 72V17AH, Charging times:9小时 Controller: 72V/350A With CAN communication DC: High Power Non-Isolated DC-DC 72V/12V-300W						
		Specification					
		Size Overall					
		2520*1340*2050mm	2950*1340*2130mm	3265*1340*2130mm	3695*1340*2130mm		
		Bare Cart (without battery) Net Weight					
		≤410kg	≤480kg	≤500kg	≤575kg		
		Rated Passenger					
		2 Passengers	4 Passengers	2 Passengers	6 Passengers		
		Wheel Dis Front/Rear	Front1005mm/Rear1075mm	Wheel Dis Front/Rear	Front1005mm/Rear1075mm		
Confortable Performance		Front and Rear Wheelbase	1680mm	Front and Rear Wheelbase	2436mm		
★IP66 advanced multimedia instrument, colourful auto-colour change buttons, Bluetooth function, with vehicle detection function ★BOSS Original IP66 Full Range Hi-Fi Speaker H065B (Voice-activated Lighting) ★USB+Type-c fast charging, USB+AUX audio input ★First class seat (integral foam moulded seat cushion + solid colour premium microfibre leather) ★High-strength aluminium alloy oxidised non-slip flooring, corrosion and ageing resistant ★High-strength aluminium alloy wheels + DOT approved high-performance all-terrain tyres ★DOT certified anti-aging premium folding plexiglass; wide-angle centre mirror ★Premium car steering wheel + aluminium alloy base ★Advanced Automotive Painting Process		Min Ground Clearance	170mm	Min Ground Clearance	170mm		
		Min Turning Radius	3.2m	Min Turning Radius	3.5m		
		Max Speed	≤25MPH	Max Speed	≤25MPH		
		Climbing Ability/Hill-Holding Ability	20% — 45%	Climbing Ability/Hill-Holding Ability	20% — 45%		
		Safe Climbing Gradient	20%	Safe Climbing Gradient	20%		
		Safe Parking Slope Gradient	20%	Safe Parking Slope Gradient	20%		
		Endurance	60-80mile (Normal road)	Endurance	60-80mile (Normal road)		
		Braking Distance	< 3.0m	Braking Distance	< 3.5m		
		Suspension and brake system: ★Frame: high-strength sheet metal frame, painting process: pickling+electrophoresis+spraying ★Front suspension: double swing arm independent front suspension+coil springs+cartridge hydraulic dampers. ★Rear suspension: Integral rear axle, 16:1 ratio Coil spring dampers + hydraulic cartridge dampers + wishbone suspension ★Brake system: 4-wheel hydraulic brakes, 4-wheel disc brakes + electromagnetic brakes for parking (with vehicle towing function) ★Steering system: bidirectional rack and pinion steering system, automatic backlash compensation function		Personalisation: ★Cushion: leather can be colour-coded, embossed (stripes, diamond), logo silkscreen/embroidery ★Wheels: black, blue, red, gold ★Tyres: 12" & 14" all-terrain tyres ★Sound bar: 486 channels with voice-activated ambient light hi-fi sound bar (host with Bluetooth function) ★Colour light: chassis & roof can be installed, seven-colour light strip+voice control+remote control ★Others: body & front LOGO; body colour; instrument on LOGO animation; hubcap, steering wheel, key can be customized LOGO (from 100 cars)			
				Factory Configuration			
Ceiling	Plastic sprayed black square tube frame + injection moulded one-piece canopy				standard		
Front windscreen and wipers	DOT approved Anti-Aging Premium Folding Plexiglass DOT approved toughened glass + wipers				standard optional		
Seat belts	DOT approved two-point seat belts				standard		
Body of automobile	Front cover, seat bucket, body, rear end injection moulded one-piece body covering parts; plastic sprayed black square tube roof columns				standard		
Floors	Aluminium alloy profile anti-slip flooring, high strength structure, corrosion and ageing resistant				standard		
Dashboard	Injection-moulded dashboard, waterproof two-position electric lock switch, single-arm combination switch, cup holder; USB+Type-c fast charging, USB+AUX audio input				standard		
Display screen	Ip66 advanced multimedia 7-inch instrumentation, colourful ambient auto-colour change buttons, Bluetooth function,with vehicle detection function				standard		
	Ip66 advanced multimedia 10. 1-inch instrumentation, colourful ambient auto-colour change buttons, Bluetooth function,with vehicle detection function				optional		
Sound system	BOSS Original, IP66 Full Range Hi-Fi Speaker H065B (Voice-activated light) 4&6-channel hi-fi sound bar with voice-activated ambient lighting (main unit with Bluetooth function)				optional		
Seats	First class seat (integral foam moulded seat cushion + solid colour premium microfibre leather) Upgraded colour separation with silkscreen Basketball bag holder; plus 2 models, reverse seat reversible, storage box included				standard optional standard		
Wheel	12" Aluminium High Strength Wheel 529-12INCH(-20) 14" Aluminium High Strength Wheel 529-14INCH(-20)				standard optional		
Tyres	DOT Approved; All Terrain 23*10.5-12 (4 Ply Rated)/tyres; P334 DOT Approved: All Terrain 23*10-14 (4 Ply Rated)/tyres; WG03				standard optional		
Mirrors	One manually adjustable, foldable exterior mirror on each side; wide-angle centre mirror				standard		
Lights and warning signals	LED front combination lights (low beam, high beam, turn signal, daytime running light, position light) LED rear tail light (brake light, position light, turn signal) trombone Reversing buzzer				standard standard standard optional		
Colours & Patterns	Standard colours (Forest Green, Ivory, Jewel Blue, Apple Red, Metallic Black, Crystal Grey) Other colours				standard optional		
Batteries	6X8V150AHMaintenance-free lead-acid batteries 72V150AH Lithium iron phosphate, with battery management system, CAN communication function and self-heating function 48V-134AH Lithium iron phosphate, with battery management system, CAN communication function and self-heating function 48V-100AH Lithium iron phosphate, with battery management system, CAN communication function				standard standard optional optional		

Drive&Shuttle		L Drive 2	L Drive 4	L Drive 4 Max	L Drive 6	L Shuttle 6	L Shuttle 8		
									
Electrical System		Specification							
48V5KW	72V5KW	Size Overall							
Motor: KDS 48V5KW AC motor Electrical System:48V Battery: 6 X 8V150AH Maintenance-free lead-acid batteries Charger: Intelligent Cart Charger 48V/18AH, Charging times:8小时 Controller: 48V/350A With CAN communication DC: High Power Non-Isolated DC-DC 48V/12V-300W	Motor: KDS 72V5KW AC motor Electrical System: 72V Battery: 72V150AH Lithium iron phosphate(LiFePO4), CAN communication function and self-heating function Charger: Intelligent Cart Charger 72V17AH, Charging times:9小时 Controller: 72V/350A With CAN communication DC: High Power Non-Isolated DC-DC 72V/12V-300W	2520×1340×1895mm		2950×1340×1975mm		3265×1340×1975mm			
		3695×1340×1975mm		4030×1340×2130mm		4460×1340×2130mm			
		Bare Cart (without battery) Net Weight							
		≈380kg		≈450kg		≈470kg			
		≈545kg		≈530kg		≈605kg			
		Rated Passenger							
		2 Passenger		4 Passenger		4 Passenger			
		6 Passenger		6 Passenger		8 Passenger			
		Wheel Dis Front/Rear		Front 920mm/Rear1015mm		Wheel Dis Front/Rear			
		Front 920mm/Rear1015mm		Wheel Dis Front/Rear		Front 995mm/Rear1060mm			
Confortable Performance		Front and Rear Wheelbase		1662mm		Front and Rear Wheelbase			
★IP66 advanced multimedia instrument, colourful auto-colour change buttons, Bluetooth function, with vehicle detection function ★BOSS Original IP66 Full Range Hi-Fi Speaker H065B (Voice-activated Lighting) ★USB+Type-c fast charging, USB+AUX audio input ★First class seat (integral foam moulded seat cushion + solid colour premium microfibre leather) ★High-strength aluminium alloy oxidised non-slip flooring, corrosion and ageing resistant ★High-strength aluminium alloy wheels + DOT approved high-performance all-terrain tyres ★DOT certified anti-aging premium folding plexiglass; wide-angle centre mirror ★Premium car steering wheel + aluminium alloy base ★Advanced Automotive Painting Process		Min Ground Clearance		100mm		Min Ground Clearance			
		100mm		Min Ground Clearance		120mm			
		Min Turning Radius		3.m		Min Turning Radius			
		3.3m		Min Turning Radius		3.8m			
		Max Speed		≤20MPH		Max Speed			
		≤20MPH		Max Speed		≤20MPH			
		Climbing Ability/ Hill-Holding Ability		20% — 45%		Climbing Ability/ Hill-Holding Ability			
		20% — 45%		Climbing Ability/ Hill-Holding Ability		20% — 45%			
		Safe Climbing Gradient		20%		Safe Climbing Gradient			
		20%		Safe Climbing Gradient		20%			
Safe Parking Slope Gradient		20%		Safe Parking Slope Gradient					
20%		Safe Parking Slope Gradient		20%					
Endurance		60-80mile (Normal road)		Endurance					
60-80mile (Normal road)		Endurance		60-80mile (Normal road)					
Braking Distance		< 3.0m		Braking Distance					
< 3.5m		Braking Distance		< 3.5m					
Suspension and brake system:		Personalisation:							
★Frame: high-strength sheet metal frame; painting process: pickling+electrophoresis+spraying ★Front suspension: double swing arm independent front suspension+coil springs+cartridge hydraulic dampers. ★Rear suspension: Integral rear axle, 16:1 ratio Coil spring dampers + hydraulic cartridge dampers + wishbone suspension ★Brake system: 4-wheel hydraulic brakes, 4-wheel disc brakes + electromagnetic brakes for parking (with vehicle towing function) ★Steering system: bidirectional rack and pinion steering system, automatic backlash compensation function		★Cushion: leather can be colour-coded, embossed (stripes, diamond), logo silkscreen/embroidery							
		★Wheels: black, blue, red, gold							
		★Tyres: 12" & 14" all-terrain tyres							
		★Sound bar: 48&6 channels with voice-activated ambient light hi-fi sound bar (host with Bluetooth function)							
		★Colour light: chassis & roof can be installed, seven-colour light strip+voice control+remote control							
		★Others: body & front LOGO; body colour; instrument on LOGO animation; hubcap, steering wheel, key can be customized LOGO (from 100 cars)							
		Factory Configuration							
		Ceiling	Plastic sprayed black square tube frame + injection moulded one-piece canopy						standard
		Front windscreen and wipers	DOT approved Anti-Aging Premium Folding Plexiglass DOT approved toughened glass + wipers						standard optional
		Seat belts	DOT approved two-point seat belts						standard
Body of automobile	Front cover, seat bucket, body, rear end injection moulded one-piece body covering parts; plastic sprayed black square tube roof columns						standard		
Floors	Aluminium alloy profile anti-slip flooring, high strength structure, corrosion and ageing resistant						standard		
Dashboard	Injection-moulded dashboard, waterproof two-position electric lock switch, single-arm combination switch, cup holder; USB+Type-c fast charging, USB+AUX audio input						standard		
Display screen	Ip66 advanced multimedia 7-inch instrumentation, colourful ambient auto-colour change buttons, Bluetooth function,with vehicle detection function						standard		
	Ip66 advanced multimedia 10. 1-inch instrumentation, colourful ambient auto-colour change buttons, Bluetooth function,with vehicle detection function						optional		
Sound system	BOSS Original, IP66 Full Range Hi-Fi Speaker H065B (Voice-activated light) 4&6-channel hi-fi sound bar with voice-activated ambient lighting (main unit with Bluetooth function)						optional		
Seats	First class seat (integral foam moulded seat cushion + solid colour premium microfibre leather) Upgraded colour separation with silkscreen Basketball bag holder; plus 2 models, reverse seat reversible, storage box included						standard optional standard		
Wheel	10" Aluminium High Strength Wheel 529-10INCH(-15) 14" Aluminium High Strength Wheel 529-14INCH(-20)						standard optional		
Tyres	DOT Approved; All Terrain 205/50-10 (4 Ply Rated)/tyres; WG02 DOT Approved: All Terrain 215/35-14 (4 Ply Rated)/tyres; WR028						standard optional		
Mirrors	One manually adjustable, foldable exterior mirror on each side; wide-angle centre mirror						standard		
Lights and warning signals	LED front combination lights (low beam, high beam, turn signal, daytime running light, position light) LED rear tail light (brake light, position light, turn signal) trombone Reversing buzzer						standard standard standard optional		
Colours & Patterns	Standard colours (Forest Green, Ivory, Jewel Blue, Apple Red, Metallic Black, Crystal Grey) Other colours						standard optional		
Batteries	6X8V150AHMaintenance-free lead-acid batteries 72V150AH Lithium iron phosphate, with battery management system, CAN communication function and self-heating function 48V-134AH Lithium iron phosphate, with battery management system, CAN communication function and self-heating function 48V-100AH Lithium iron phosphate, with battery management system, CAN communication function						standard standard optional optional		



+52 (55) -2969-1939



agarcia@lorain-tech.mx



<https://lorain-tech.mx/>

Lorain Technologies de México
Edificio del WTC Mexiquense
Cto. Circunvalación Ote. # 10 Ofic. L1, Col. Cd. Satélite
53100, Naucalpan de Juárez, Estado de México, México



Loraintech