

Kingdom of Morocco



Ministry of National Education
Preschool and Sports

English Spotlight 2

Independent Learning Activity Book

Year 2 of Middle School

Part A: Welcome, Units 1-2




Graphic Design and Illustrations by: **Editions Encre Noire**
Printed by: **Imprimerie Beni Snassen**
Published in 2024

Welcome to the English Spotlight 2 Independent Learning Activity Book (ILAB)!

Hello fantastic students,

Welcome to ILAB – the English Spotlight 2 Independent Learning Activity Book. ILAB's cool exercises, stories, and puzzles will help you become a great English speaker.

Here are some tips for doing your best with ILAB:




After your English lesson in school, complete the matching ILAB lesson. You can do ILAB at home or in your favorite place.



Do ILAB with your friends. You can learn a lot when you help each other.



After you finish a task, use the ILAB Answer Key to check your answers. Correct your answers so that you can improve!



If you find a word you do not know, don't worry! You can:

- Use pictures in ILAB to help you
- Use a dictionary
- Ask a friend
- Ask your teacher



Try to do ILAB activities three or four times a week. You will make progress every week and watch your English skyrocket!!

We wish you a fun and success with ILAB!

The English Spotlight Team

Table of Contents

Welcome Unit	05
Unit 1	12
Unit 2	27
Answer Key	43

Lesson 1

Nice to see you again!

A. Complete the form with your own information.



Welcome to English class!



Please complete this form to help your teacher get to know you.

Contact Information

Name: _____
Age: _____ Birthdate: _____
Email Address: _____
Phone number: _____

Personal Information

Answer the questions using complete sentences.

a. What's your favorite color?

b. What are your favorite school subjects?

c. What's your favorite song?

d. What's your favorite TV show?

e. What are your hobbies?

f. Which sports do you like to play?

g. Who's your favorite sports team?

h. How many brothers and sisters do you have? Write only the number.

Number of brothers: _____


Number of sisters: _____

i. What do you like to do with your family?

j. What did you do last summer?

B. Self-Assessment


1. How good are you at English? Color in the scale for each skill.



Speaking



Listening



Reading



Grammar



Vocabulary



Writing

2. How do you feel about English? Do you like it? Why or why not? Write a sentence.

C. My English Learning Goals

1. What are three English goals you have for this year? Use the box to help you write your goals.

	This year, I want to...
1.	
2.	
3.	

I want to...	
– improve my speaking	– improve my reading
– improve my vocabulary	– improve my writing
– improve my listening	– improve my grammar
– develop my teamwork skills	– develop my presentation skills
– participate more in class activities	– use more English in class
....Do you have any other ideas?	

2. I want to study English...

Tick (✓) all that apply.

- | | |
|--|--|
| <input type="checkbox"/> to watch movies | <input type="checkbox"/> to talk with friends around the world |
| <input type="checkbox"/> to listen to music | <input type="checkbox"/> to play online games |
| <input type="checkbox"/> to create posts on social media | <input type="checkbox"/> to travel |
| <input type="checkbox"/> to read books | <input type="checkbox"/> to interact with people on social media |
| <input type="checkbox"/> for a future job | <input type="checkbox"/> to do well in school |

Lesson 2

Welcome back to school!

A. Put the lines of the conversation in the correct order.

Number the sentences.

_____ Nice to meet you, too. Where are you from?

_____ I'm Bilal.

_____ I play tennis, too.

1 _____ Hi! I'm Mari. What's your name?

_____ I like to play sports. I do karate and play tennis. How about you?

_____ I'm from Morocco. What do you like to do in your free time?

_____ Nice to meet you!

_____ I'm from France. How about you?



B. Write complete sentences with the correct punctuation.

Write complete sentences. Use periods (.), question marks (?), and apostrophes ('), as needed.



1. Hellohowareyou _____

2. Imfinethankyou _____

3. Whereareyoufrom _____

4. ImfromMorocco _____

5. Whatsyourfavoritemusic _____

6. Ilikepopmusic _____

7. Howoldareyou _____

8. Imfifteenyyearsold _____

C. What's Your Schedule?

1. Complete the weekly planner with your school schedule.

Sessions		Example	1	2	3	4	5	6	7	8
Time	From	8:30								
	To	9:30								
Monday		English								
Tuesday		Math								
Wednesday		English								
Thursday		Math								
Friday		Gym								
Saturday		History								

2. On your class schedule above:

- Circle your favorite subjects.
- Draw a smiley face (😊) next to the subjects you are good at.
- Draw a star (★) next to the subjects you want to get better at this year.

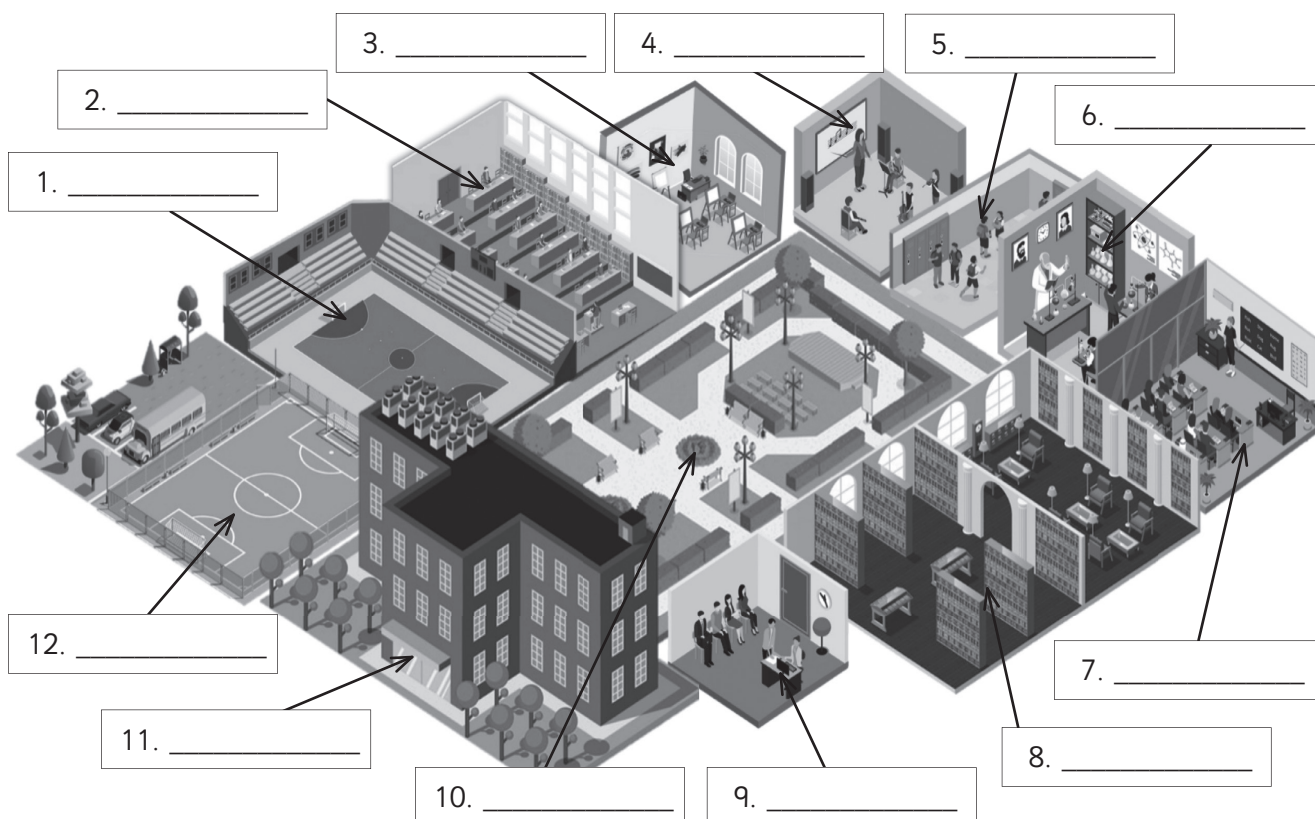
D. Places Around the School

1. Label the places around the school. Use the words from the box.

art room
auditorium
classroom
courtyard

gym
hallway
library
main entrance

main office
music room
science lab
sports field



2. How quickly can you find all of these objects in the picture below? Set a timer. Circle the objects and write your time here _____

backpack
basketball
board
bookshelf
bus

calculator
chair
clock
computer
desk

eraser
notebook
paper
printer
table




E. Classroom Language: Choose the correct phrase for each picture.

1



- a. Raise up
- b. Stand up.
- c. Line up.

2



- a. Take out your notebook.
- b. Take out your pencil.
- c. Turn in your paper.

3



- a. Work by yourself.
- b. Work in pairs.
- c. Work in a group.

4



- a. Take out your homework.
- b. Look at your homework.
- c. Hand in your homework.

5



- a. Please sit down.
- b. Please stand over there.
- c. Please bring a chair.

6




- a. Look at your book.
- b. Open your book.
- c. Close your book.

7




- Look at the clock.
- Look at the wall.
- Look at the board.

8



- It's time to line up.
- It's time to clean up.
- It's time for our test.

9



- Look at the page.
- Write on the page.
- Turn the page.

F. Useful Classroom Language

1. Complete the sentences below.

- I made a mistake. I need an e_raser.
- Can I go to the t_____?
- I'm sorry. I d_____ do my homework.
- I didn't hear you. Can you r_____ it?
- How do you say that in E_____?
- Excuse me. Can I ask a q_____?
- I'm s_____ I'm late.
- Can you write the answer on the b_____?
- I need a piece of p_____.
- I don't have a p_____, but I have a pen.
- How do you s_____ your last name?
- Can you speak more s_____, please?
- I don't u_____. Can you explain again?
- What p_____ are we on in the book?

2. Find your answers from Activity F in the puzzle below! Circle the words you find. Words can be up and down ↓↑, left and right ↔, or diagonal ↗↘

L	L	E	P	S	W	P	S	E	L	C
O	M	R	E	B	A	E	L	C	T	N
K	T	A	O	S	C	N	O	H	N	O
P	O	S	T	E	O	C	W	L	D	I
A	P	E	O	N	G	I	L	E	I	T
P	A	R	I	G	T	L	Y	R	D	S
E	G	D	L	L	Y	R	R	O	S	E
R	E	R	E	I	E	A	D	Y	T	U
D	N	A	T	S	R	E	D	N	U	Q
O	L	O	E	H	A	R	N	E	N	G
L	I	B	S	T	A	E	P	E	R	H

3. Write the unused letters from the puzzle to find the secret message:

 _____ !

Lesson 1

My dad is a mechanic.

A. Write

Look at the picture. Write the correct form of the verb **be** and the person's job. Use the singular or the plural.



1. I am a cashier at a supermarket.



2. My aunt _____ a _____.



3. My father _____ a _____.



4. My sisters _____.



5. My mother _____ a _____.



6. Ahmed _____ a _____ at the pizza restaurant.



7. Henri and his father _____.



8. Susan's mother _____ a _____ at the Italian restaurant.



9. Mario _____ a _____.



10. Anika's mother and father _____.



11. We _____.



12. Her uncle _____ a _____.

B. Categorize

Where do these people work? Write the jobs in the correct categories. There can be more than one job for each category.

server	computer programmer	doctor	hotel manager	professor
nurse	graphic designer	cashier	salesperson	cook
entrepreneur	receptionist			

store	hospital	office	university	restaurant	hotel
cashier				cashier	cashier

C. Read and Write

Write the job for each description. Be sure to use the correct singular or plural form.

- A mechanic fixes cars.
- _____ teach university students.
- _____ cooks food.
- _____ manage and work at a hotel.
- _____ uses a computer to make pictures.
- _____ cut hair.
- _____ brings food to people's tables at a restaurant.
- _____ do research and write reports about people, places and things.
- _____ sells products.
- _____ take care of animals.



Language Tip!

In English, a singular person **does**, but a group of people **do**. So, for example:

A coach **plays** soccer.

Coaches **play** soccer.

A doctor **helps** people.

Doctors **help** people.



Did you know?



Chefs manage a team of cooks in the kitchen.



Veterinarian is often shortened in English to "vet"!



A professor is a teacher specifically in university!

D. Read and Answer

Read about Jodi's job. Then, answer the questions.

Jodi is in high school. She loves music. She's a DJ on the weekends at the coffee shop near her house. She wants to be a playlist specialist.

A playlist specialist chooses songs for stores and hotels. They talk with store managers and learn about their stores. They learn about the people who shop at the store. She also talks with hotel managers. She learns about the hotels and the people who stay there.

Then, she creates a playlist for the stores and hotels. The managers play the playlist in their stores and hotels. The customers like the music.



1. What does Jodi love?
 - a. Art
 - b. Music
 - c. High School
2. What is her job on the weekends?
 - a. Hotel Manager
 - b. Store Cashier
 - c. DJ
3. What does she want to be?
 - a. A store manager
 - b. A playlist specialist
 - c. A music teacher
4. What does a playlist specialist do?
 - a. Plays music at stores and hotels
 - b. Creates a playlist for stores and hotels
 - c. Teaches music to customers

E. Speak and Write

Ask your friends what they want to be and write their responses below.



I want to be a _____.

1.

2.

3.

Lesson 2

I love cooking!

A. Read and Write

1. Read the riddles below and write the correct job for each one.



barber

I like waking up early. Every morning, I get up and go to the kitchen to get ready for my day. Everyone enjoys eating the things I make! I love being a (1) _____.

I work indoors. I enjoy making people look good. I use scissors and a brush for my work. I like meeting people and talking to them while I am working. I love being a (2) _____.

I often attend events and travel to beautiful places. I make special moments last forever. I can work indoors or outdoors. I enjoy editing pictures to make them perfect. I love being a (3) _____.



coach

I work in an office. I'm a special kind of doctor. People come to see me every year. They sit in a big chair and I look inside their mouths. I enjoy helping people take care of their teeth. I love being a (4) _____.

I start and run my own businesses. I take risks to make new ideas work. I often work long hours to succeed. I like solving problems. I enjoy creating new things. I love being an (5) _____.

I work with teams of people to improve their skills at sports. I often attend games and practices. I create strategies and plans for winning. I motivate and support my players. I love being a (6) _____.



photographer



baker



dentist



entrepreneur

2. Think of a job. Write your own riddle for your friends to guess!

B. Match

Draw lines to match each job with what they do and where they work.

1. A hotel manager	brings food and drinks	in a school.
2. An art teacher	helps travelers	in a hospital.
3. A flight attendant	helps students draw and paint	in a hotel.
4. A police officer	takes care of sick people	in a restaurant.
5. A nurse	keeps people safe	in an airplane.
6. A server	helps guests	in a city or town.
7. A professor	cuts people's hair	in a university.
8. A hair stylist	grows food	on a farm.
9. A farmer	takes people's money	in a company office.
10. A salesperson	teaches classes	in a garage.
11. A cashier	fixes cars	in a store.
12. A mechanic	sells things	in a salon.

C. Choose

- Our office is closed today. The salespeople (work / is working / are working) from home.
- Every day, police officers (help / helps / are helping) people in the community.
- I'm sorry. The doctor is busy right now. She (talk / talks / is talking) with a patient.
- On weekends, the cook (makes / is making / are making) some special dishes.
- The teacher is not happy now. The students (chat / chats / are chatting) too much.
- Every year, I (take / am taking / is taking) my cat to the veterinarian.
- Oh no! The pilot is late. He (drives / is driving / are driving) to the airport now.
- The farmer is happy today. His plants (grow / is growing / are growing) well.
- The server usually (bring / brings / is bringing) the drinks before the food.
- I'm at the garage right now. The mechanic (fix / is fixing / are fixing) my car.

D. Read and Write

First, unscramble and write the question. Then answer the question.

1. like / sports / you / playing / do ?	Question: Do you like playing sports?	Answer: Yes, I like to swim and do karate.
2. you / do / people / enjoy / helping ?	Question: _____	Answer: _____
3. being / you / do / outdoors / love ?	Question: _____	Answer: _____
4. do / speaking / like / classmates / your / English ?	Question: _____	Answer: _____
5. enjoy / teens / does / working / teacher / your / with?	Question: _____	Answer: _____

Lesson

3

DEAR: Drop Everything and Read!

Interview with a Dolphin Trainer

A. Skim for Main Ideas

Skim the text in Exercise B. Find and write the answers to these questions.

1. Where does Alonzo Matia work? _____
2. What is his job? _____
3. Does Alonzo like his job? _____
4. What does Alonzo do when he is not working? _____

Skimming

Reading quickly to get the main ideas

How to skim:

- Read the title
- Read first sentence of the text
- Look at pictures
- Read bold sentences

B. Reading to Understand

Read the below interview with Alonzo Matai about his job.

Alonzo Matia, Dolphin Trainer

Alonzo Matai works at SeaLand Park. He is a dolphin trainer. He really loves his job.

Q: How do you become a dolphin trainer?

A: Being a dolphin trainer is a special career. You need to study sea animals and understand how animals think. Trainers are good at swimming. They enjoy working with animals and they love working with dolphins. It takes about three years of training to learn this job.



Q: Why do you enjoy working with dolphins?

A: Dolphins are so fun! I love swimming with them and playing with them. When I am feeling sad, I come to work. Talking with the dolphins helps me feel happy again.

Q: How do you talk to the dolphins?

A: We can't talk to dolphins like we talk to our friends. We use our bodies, hands, and special sounds. When we are teaching the dolphins new things, we blow a whistle to make a loud sound—it means they did a great job! Dolphins can't speak English. But they can use their bodies and make sounds to show their feelings. When you know a dolphin, you can understand them—like a good friend.

Q: What don't you like about your job?

A: My job is to keep the dolphins safe and healthy. Sometimes a dolphin gets sick or hurt. Then I feel sad. But I love taking care of them and watching them become happy and healthy again.


Q: What do you like doing when you're not working?

A: I like going to the beach with my family. On Sundays, my wife and I bring our children and our dog to our favorite beach. We enjoy swimming and playing in the ocean. I love sitting in my beach chair and relaxing with a good book. Then I'm ready to go back to work on Monday!

C. Reading for Detail

Choose the correct answers.

1. Why does Alonzo enjoy working with dolphins?
 - a) Because they can speak English.
 - b) Because they are sad animals.
 - c) Because they are fun and make him happy
2. What do trainers use when they teach dolphins new things?
 - a) They use English.
 - b) They blow a loud whistle.
 - c) They speak a special dolphin language.
3. What doesn't Alonzo like about this job?
 - a) He doesn't like working a lot.
 - b) He doesn't like swimming with dolphins.
 - c) He doesn't like seeing sick or hurt dolphins.
4. What does Alonzo do when he is feeling sad?
 - a) He stays home from work.
 - b) He talks to the dolphins.
 - c) He goes to the beach.
5. How does Alonzo relax?
 - a) He enjoys reading on the beach.
 - b) He likes walking his dog.
 - c) He loves going back to work.



Lesson 4

Are you good at working with people?

A. Write

Write a sentence for each picture. Use **be + good at + (verb)ing**

Example: Police officers are good at keeping people safe



1. Hairstylists are
good at
cutting (cut) hair.



2. A mechanic _____

_____ (fix) cars.



3. Cooks _____

_____ (cook) food.




4. A photographer _____

_____ (take) pictures.



5. Salespeople _____

_____ (sell) things.



6. Journalists _____

_____ (write) news stories.



7. Farmers _____

_____ (grow) food.



8. A computer programmer

(use) a computer.



9. Vets _____

(work) with animals.

B. Puzzle.

1. Unscramble each word to reveal the question. Then, answer it!

A	R	E													
R	E	A		U	Y	O		O	D	O	G		T	A	

															?
S	K	A	I	G	N		U	E	Q	T	O	I	S	N	S

Your answer: _____

2. Write three questions with be + good at + (verb)ing. Use three different pronouns (you, he, she, we, they).

Example: Are they good at baking?

1. _____
2. _____
3. _____

C. Read and Answer.

Read and answer the questions.



My cousin, Val, knows a lot about computers. She is really good with them. She is a salesperson so she works at a computer store. She enjoys talking with customers. She finds out their needs. She likes helping people pick the computer that is right for them. Val is good at teaching people how to use the computer. She's also good at fixing computers. When computers break, customers bring them to Val, and she fixes them. Val is sociable and likes her job because she meets and talks to many people.

1. What does Val do? _____

2. Where does Val work? _____

3. What does she enjoy about her job? _____

4. What does she do for her job? Name three things: _____

5. What is she good at doing? _____

6. What do you think Val is like? Circle the best answer.

A. Talkative

B. Shy

C. Lazy

D. Confused

Lesson 5

Global Citizenship

A. Read

1. Read about 3 teenagers and their businesses.



Cory Nieves loves to help people. When he was six years old, he wanted to buy his mom a car. So he made cookies and sold them to his friends and neighbors. The cookies were good and everyone loved them! His mom helped Cory make his small business into a big company. He and his mom work together. They make lots of cookies and sell them around the world. Cory is 17 years old now. He still helps people. He gives 10% of his profits to help poor families buy books to read.



Serena and Brandon Martinez are siblings. They love socks and they love helping people. When they were five and seven years old, their mother helped them start a family business making socks. It's called "Are you Kidding Socks." Now Serena and Brandon are 15 and 17 years old, and their business is big! They sell socks around the world. Serena says, "You're never too young to start a business...You can be 7 or 70." The socks have many colors, and they make people smile. Serena and Brandon give money they get from their business to sick children. Brandon says, "If we're not giving back to the community, then what are we really doing for the world?"

2. Use information from the reading in Exercise A to complete the sentences. Write only one word.

1. Cory's business sells

_____.

4. Serena and Brandon are

_____.

2. Cory was _____ years old when
he started his company.

5. Serena and Brandon sell

_____.

3. Cory wanted to buy his mother a

_____.

6. Serena and Brandon give money to

_____ children.

3. Complete the box with the things that are the same Mr. Cory's Cookies and Are You Kidding Socks. Write two or more sentences.

Both businesses...

- _____
- _____
- _____

Lesson 6

I'm friendly and good at math.

A. Write

Match the personality traits in the word bank with the pictures. Then write a sentence about someone you know.

hard working
serious
responsible

creative
talkative
quiet

shy
friendly
helpful



1. talkative

My best friend,
Lana, is talkative.




2. _____




3. _____



4. _____



5. _____




6. _____



7. _____



8. _____



9. _____



There's a Land of Friendship. Come on, let's go!

There are many new friends I want to know.

Some friends are talkative, full of cheer,

Always chatting, loud and clear.

Creative pals, with minds so bright,

Imagining things day and night.

A calm buddy stays relaxed and cool.

Like peaceful water in a pool.

Shy ones are quiet. They don't talk much.

They prefer reading and writing and such.

Funny friends make us giggle and grin.

When they're around, we're happy within.

Hard-working pals get things done.

They know when to work and when to have fun.

Serious friends are focused and wise.

They listen and look with thoughtful eyes.

Helpful buddies are so kind.

They're the best friends that you can find.

In this land, fun never ends.

This beautiful wonderful land of friends!

B. Read and Answer

Read the poem and answer the questions.

1. How many different words can you find that mean "friends?" Circle them, then write them below.

2. Words that sound alike are called rhymes, for example (much/such, friend/end). Find these words and write the rhyming word from the poem. Then add your own word.

Word	Rhyming word from poem	My rhyming word
go	(1) know	so
cheer	(2)	
bright	(3)	
cool	(4)	
grin	(5)	
done	(6)	
wise	(7)	
kind	(8)	
ends	(9)	

3. Imagine you visit the Land of Friendship. What kind of friend do you want to find there?

C. Think and Write

What skills and personality traits do people need for these jobs? Write your ideas under the pictures.



Radio DJ

Skills: They are good at speaking and
playing music.

Personality Traits: They are talkative
and outgoing.



TV news anchor

Skills: _____

Personality Traits: _____



Travel photographer

Skills: _____

Personality Traits: _____



Robot designer

Skills: _____

Personality Traits: _____

Lesson

7

Why do you want to work here?

A. Match

Write the letter of the answer that matches each question below.

	1	2	3	4	5	6	7	8
Question	What do you do?	Are you a professor?	Can you speak English well?	What skills do you have?	Are you good at designing things?	Do you enjoy working outdoors?	Do you enjoy being a mechanic?	Can you read Arabic?
Answer	_____	_____	_____	_____	_____	_____	_____	_____

- a. I can't speak it well yet. But I'm learning.
 b. Yes, I want to be a farmer.
 c. Yes, I love fixing things.
 d. Yes, I am. I'm very creative.
 e. No, I can't read or write it yet. But I want to learn.
 f. I'm a veterinarian.
 g. I'm good at doing research and writing.
 h. Yes. I teach at City University.

B. Write

Complete the paragraph with in / at / on.

Language Tip!

We use the prepositions on, in or at to say when something happens.

On: used for days or dates

On Tuesday, we have chemistry class.

The test will be on July 2nd.

In: used for long periods like months, seasons, and years, and to indicate parts of the day*

She was born in 2011.

In the summer, we play.

I love the weather in December.

In the evening, I walk my dog.

At: used for clock times or meal-times

He plays tennis at 6:00 pm.

She loves to drink coffee at breakfast.

I love watching scary movies at night.

**Exception-- we say "at night"*

Hi! I'm Sarah. I'm a nurse, and I love helping people feel better. I work at the hospital (1) _____ weekdays and sometimes (2) _____ Saturdays. Every day, I go to work (3) _____ 7:00 (4) _____ the morning. First, I put on special clothes and wash my hands. (5) _____ 8:00, I start helping patients. I give them breakfast (6) _____ the morning and make sure they take their medicine. Then, (7) _____ noon, it's lunchtime. I give patients healthy food. (9) _____ Wednesdays (8) _____ the afternoon, I play games and read stories to the children in the hospital. (10) _____ the spring and summer when the weather is nice, I take them outside in the sunshine. I enjoy seeing the children smile. (11) _____ 3 o'clock, I talk to the doctors about how the patients are feeling. Usually, I go (12) _____ 6 o'clock, but sometimes, when the hospital is busy, I have to work (13) _____ night too. I'm very hardworking, so every year (14) _____ August, I take a long vacation. I go camping in the mountains with my family. I love hiking and relaxing with my children. Then, I'm ready to go back to work!

C. Write

Complete the job interview conversation.



Scenario: A university student wants to work as a cashier at a supermarket

Manager: Hello. My name is _____. I'm the supermarket manager.

Student: _____

Student: OK. Thank you.

Manager: Do you enjoy _____?

Student: _____

Manager: Are you _____?

Student: _____

Manager: Can you _____?

Student: _____

Manager: OK. You're hired! Please come back _____.

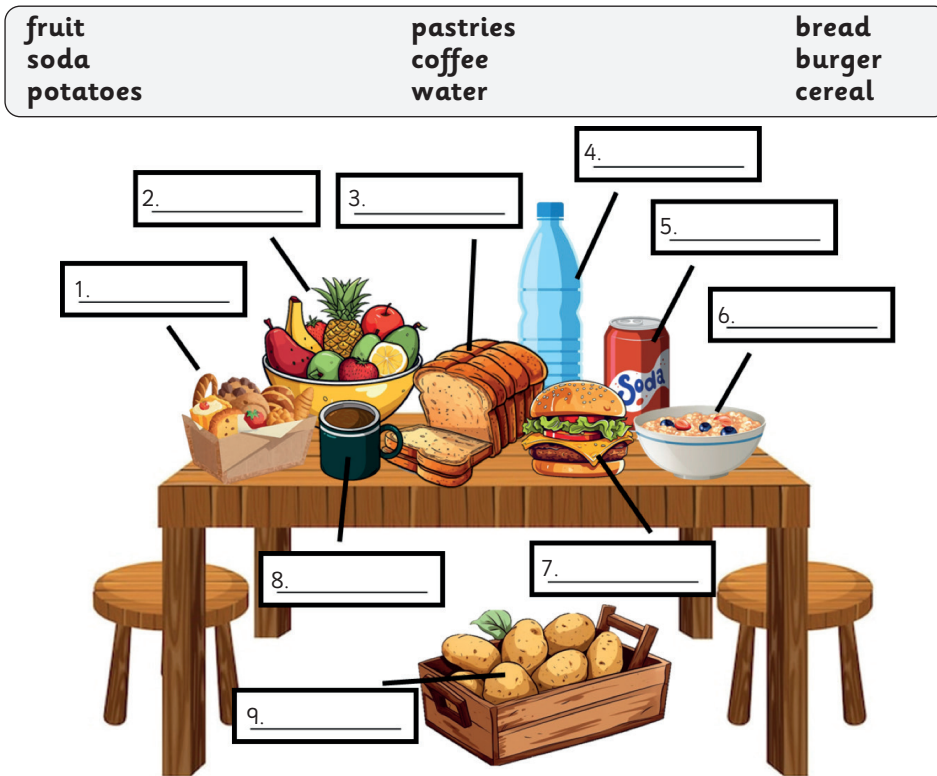
Student: _____

Lesson 1

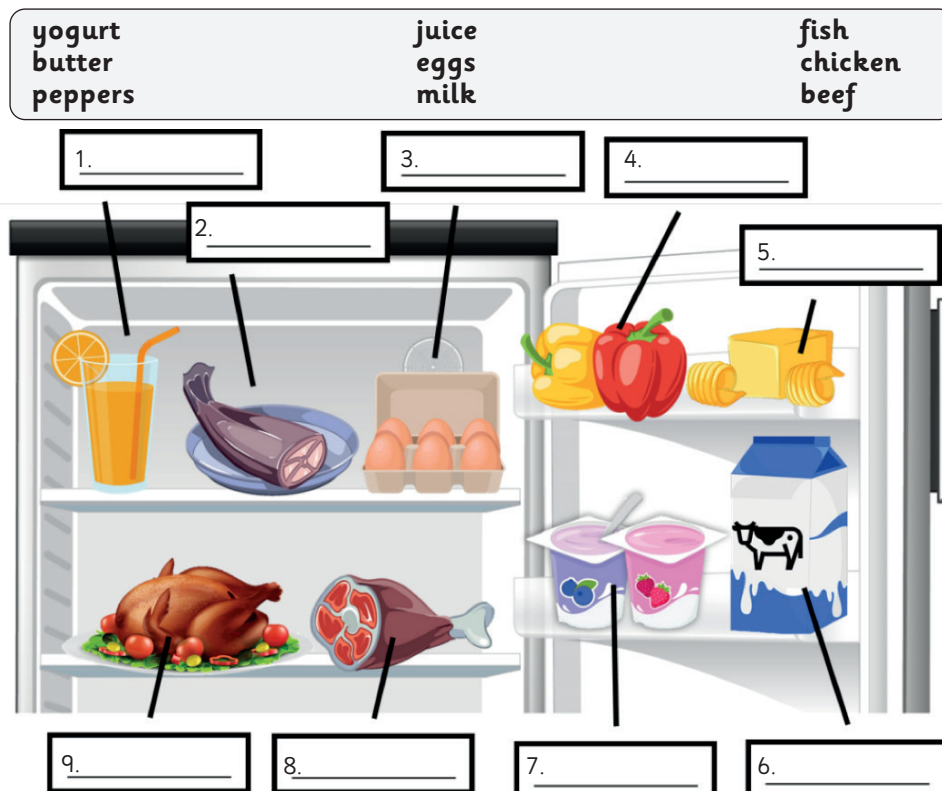
What do you like to eat for breakfast?

A. Vocabulary

1. Label the food and drinks on the table.



2. Label the food and drinks in the refrigerator.



B. Read and Match

Match each person to their table.

I usually don't eat breakfast, but today I had a smoothie and cereal. For lunch, I ate a salad and some chips. For dinner, my family and I ate seafood and vegetables. We also had some grains.

I had a big breakfast today. I had eggs, oatmeal and fruit. I also had tea. For lunch, I had soup and a sandwich. My mother made some meat, potatoes and vegetables.

I usually have eggs for breakfast, but today I had pancakes, fruit and tea. For lunch, I usually have a burger but today I had a sandwich and chips. For dinner, my dad made meat and grains. The kebabs and rice were really good.

This morning, I ate eggs and bread, and I drank milk. For lunch, I had a burger and a salad. For dinner, I ate chicken and potatoes. The chicken was very good.



Lina

Adnane

Susana

Jamal

(1) _____

(2) _____

(3) _____

(4) _____

A




B



C

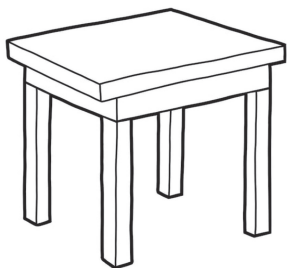


D




C. Draw and Write

Draw and write what you ate for breakfast, lunch and dinner yesterday.




Breakfast

Yesterday for breakfast I ate...



Lunch



Dinner

D. Write

Look at the pictures. Use **loves**, **likes**, **prefers** or **doesn't like** to complete the sentences.



1. Maddalena _____ smoothies.



2. Tazi _____ eggs.



3. Nadia _____ lemonade to hot tea. (She likes lemonade more).




4. Hicham _____ vegetables.










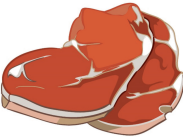







Lesson 2

Let's make a vegetable pizza!

A. Crossword Puzzle

Complete the crossword puzzle with the food words.



DOWN ↓		ACROSS →	
1. 	9. 	3. 	15. 
2. 	11. 	6. 	17. 
4. 	12. 	8. 	
5. 	13. 	10. 	
7. 	16. 	14. 	

B. Categorize

Write the food and drink items under the correct section of the supermarket.

cherry	butter	potato	orange	chicken	peach
tomato	shrimp	lamb	zucchini	melon	fish
rice	beef	carrot	milk	couscous	cheese
Fruit	Vegetables	Dairy	Meat	Seafood	Grains

C. Grammar

Complete the sentences with the correct food word in the plural form.

My sister and I like different things. We both love fruit but we like different kinds.

My sister likes _____ (🍊) and
 _____ (🍑) but I prefer
 _____ (🍌),
 _____ (🍓)
 and _____ (🍇).



We both like vegetables but we like different kinds. My sister loves

(6) _____ (🌶️), (7) _____ (🍅) and (8) _____ (🥒)
 but I prefer (9) _____ (🥔) and (10) _____ (🥕).

A. Read the web page.

- ☐ Circle the foods you often eat.
- ☐ Underline foods you sometimes eat.

- ☐ Draw a star (☆) above foods you never eat.

www.healthysite.com/brain-food-how-healthy-eatin☆

Brain Food: How Healthy Eating Boosts Your Mind

Do you want to have a healthy brain? Check out these brain power foods!

01
Eat fruits and vegetables




Fruits and vegetables are great for your brain! Eat some strawberries or blueberries for breakfast. At lunchtime, have a salad with dark green vegetables, like spinach and broccoli. Add some carrots and red peppers. These foods help your brain work well.

02
Fish is your friend.

Fish, like salmon and tuna, help your brain grow and stay strong. Order fish or shrimp when you eat out for lunch. Or buy some fresh fish in the seafood section of your supermarket and cook a delicious fish dinner at home.

03
Grains are good.

Do you like bread, rice and pasta? Whole grains, like couscous and cereal or oatmeal, are healthy for your brain too! They give you energy to think, learn, and play all day.



04
Add some nuts and seeds.

For super brain power in the morning, put some seeds and nuts in your yogurt or oatmeal! Or add them to a salad at lunch.



05

Don't forget the dairy.

Do you like milk, cheese, or yogurt? Try a fruit and yogurt smoothie for breakfast. Or add some cheese to your sandwich at lunch. These tasty foods help your brain and body grow strong and healthy. Don't eat too much butter – It has a lot of fat.



06

Drink lots of water.

Your brain is 75% water! Drinking water helps your brain do its many jobs. Drink 8 glasses of water a day for a strong, healthy brain!



07

Some foods are not friends.

Don't eat a lot of cake, candy or other sweets. These foods have a lot of sugar and that's not good for you. Also, too much red meat, like beef and steak, is not healthy. And fast food or fried food, like hamburgers and french fries can make your brain and body tired and slow.



B. Write the foods from the web page in the correct columns in the chart.

Fruit	Vegetables	Dairy	Meat	Seafood	Grains
•	•	•	•	•	•
•	•	•	•	•	•
	•	•	•	•	•
	•	•		•	•
	•				•
	•				•

Lesson 4

We need juice for the party.

A. Conversation

Complete the conversations with **a**, **an**, **the**, **some**, or **any**.



Juanita: Hi, Mom. Do we have (1) _____ snacks?

Mom: There's (2) _____ fruit. Would you like (3) _____ grapes? Or (4) _____ apple?

Juanita: No, thank you. I'm really hungry. I'd like (5) _____ sandwich.

Mom: Okay. I think we have (6) _____ meat and cheese. Look in (7) _____ refrigerator.

Juanita: I see meat and cheese, but we don't have (8) _____ bread.

Mom: Oh. Well, how about (9) _____ salad or (10) _____ soup?

Juanita: Oh! (11) _____ beef and vegetable soup, please. We had it for dinner last night and it was delicious! Could I have (12) _____ bowl of soup and (13) _____ salad, please?

Mom: Of course. Are you thirsty?

Juanita: Yes. Do we have (14) _____ juice?

Mom: No, sorry. I didn't buy (15) _____ juice at the supermarket. Would you like (16) _____ glass of water instead?

Juanita: Yes, please. Thank you, Mom.

B. Draw and Write

What is your favorite food? Fill out the recipe card for it below!



Recipe



Shopping List

What do you need to make your favorite food? Write the shopping list.

01 _____	05 _____
02 _____	06 _____
03 _____	07 _____
04 _____	08 _____



Instructions

How do you make it? Write the cooking instructions.

01 _____
02 _____
03 _____
04 _____
05 _____
06 _____
07 _____

Image

Draw the food here.



Lesson 5

Global Citizenship

A. Read and Write

Read the titles and subtitles below.

Then, read the below passage and write the title and subtitles in the correct areas.

Pack the Boxes

Find a Room

How to Start a Food Pantry

Choose a Day

Is there a need?

Find People to Help

1. _____

Does your school have a food pantry? Do you want to start one? Read the steps on how to start a food pantry at your school.

2. _____



First, talk with the teachers at your school. Ask the questions, “Is there a need for a food pantry at our school?” “Do families need food?” If there are hungry families in your community, then it is good to start a food pantry.

3. _____

Next, find a room to put the food pantry. Is there a room at your school? A big room with shelves is good. Tables in the room are helpful, too.

4. _____

Then, find a group of helpers. Ask, “Who wants to help?” Ask teachers, students and people in the community. Next, tell the community about the food pantry. Say, “We are starting a food pantry. “Do you want to help?” Ask, “Can you give money or food for the pantry?”

5. _____

Then, decide on a day and time to open the food pantry. Think, “What day is best for families to come?” What day is good to pack the boxes?

6. _____

Next, ask the helpers to put the food in the boxes for the families. Try to make the boxes the same. Last, give the boxes to the families. Now you have a food pantry!

B. Read and Order

Put the steps for starting a food pantry in order (1-8). Write the number on the line.

- _____ Ask for food and money.
- _____ Put the food in boxes.
- _____ Find a room for the food pantry.
- _____ Ask, "Do families need food?"
- _____ Tell the community, "We are starting a food pantry."
- _____ Decide on a day and time to open the food pantry.
- _____ Give the boxes to the families.
- _____ Get a group of people. Ask, "Who wants to help?"

C. Write



Do you want to open a food pantry at your school? Why or why not?

Lesson 6

Do we have any fruit?

A. Complete the Conversations

Using the word bank below, complete the conversations with the missing words. Some words are used more than once.

would
prefer

have
please

can
any

like



1

Server: Good morning. (a) _____ you like something to drink?

Customer 1: Yes. Could I (b) _____ a glass of apple juice, please?

Server: And how about you, Sir?

Customer 2: (c) _____ I have a glass of water?

Server: Of course.



2

Server: Would you (a) _____ to order dessert?

Customer: No, thank you. (b) _____ I have a cup of coffee, please?

Server: Sure. Do you (c) _____ milk or cream with your coffee?

Customer: Milk, please. And may I (d) _____ some sugar, too?

Server: Yes, sure.



3

Server: Would you (a) _____ to order lunch?

Customer: Yes. Could I have a burger, (b) _____?

Server: Sure. Do you (c) _____ chips or french fries with that?

Customer: French fries, please.

Server: Would you like (d) _____ vegetables on it? We have lettuce, tomato, and onion.

Customer: I (e) _____ like some lettuce and tomato, please. No onion.

Server: Okay.

B. Answer

Write your answers to the questions.



Language Reminder!

prefer = like better

1. Do you prefer coffee or tea?

2. Do you prefer bread, rice, pasta, or couscous?

3. Do you prefer pizza or burgers?

4. Do you prefer junk food or healthy food?

5. Do you prefer to eat meat or vegetables?

6. Do you prefer to cook at home or eat out at a restaurant?

7. Do you prefer to eat a big breakfast or a small breakfast?

8. Do you prefer cake or ice cream for dessert?

C. Create

Use the below comic to create a conversation.

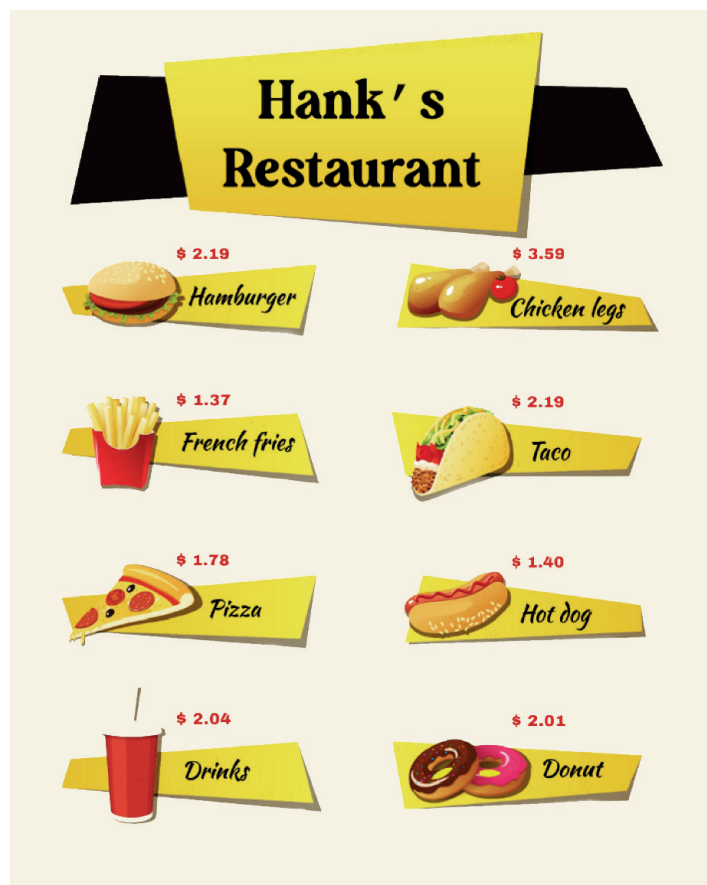


Lesson 7

Could I have a glass of milk, please?

A. Read and Answer

Read the menus and circle the correct answer.



- Which restaurant has soup?
Hank's Mona's Both
- Which restaurant has pizza?
Hank's Mona's Both
- Which restaurant has rice?
Hank's Mona's Both
- Which restaurant has french fries?
Hank's Mona's Both
- Which restaurant has hot dogs?
Hank's Mona's Both
- Which restaurant has salad?
Hank's Mona's Both
- Which restaurant is healthy?
Hank's Mona's Both
- Which restaurant do you want to go to?
Hank's Mona's Both



Starters

- Roasted Vegetables 15\$
(squash, red bell pepper, potato, red onion, rosemary)
- Mashed Peas 17\$
(olive oil, peas, mint leaves, butter, green onion)
- Jasmine Rice 19\$
(fragrant jasmín rice, fluffy and aromatic perfect side)

Soups

- Lentil Soup 11\$
(parmesan cheese, cherry tomatoes)
- Tomato Soup 12\$
(with cream cheese and butter)
- Veggie Soup 13\$
(broccoli, onion, cream, butter, rosemary)

Main Meals

- Chicken Chipotle Wrap 20\$
(seasoned chicken, lettuce, tomatoes, cheese)
- Fish and Chips 23\$
(marinated eggplant, vegan tartar sauce)
- Homemade Lasagna 27\$
(garlic bread, topped with mozzarella sauce)

Salads

- Red Onion Salad 11\$
(cherry tomatoes, olive oil, vinegar, parsley, basil)
- Tuna Salad 13\$
(avocado, tuna, lemon, mint, mozzarella)
- Chicken Salad 15\$
(grilled chicken, avocado sauce, cherry tomatoes)

Beverages

- Hibiscus Punch 5\$
(with lemonade or sweet tea)
- Coffee & Tea 7\$
(filter coffee, espresso, green tea, black tea)
- Smoothies 9\$
(green, tropical, paradise mix, berry, coconut)

Desserts

- Cherry Magnolia 8\$
(biscuit, marshmallow cream)
- Chocolate Cake 9\$
(layered cacao cakes with whipped cream)
- Red Velvet 10\$
(funnel cake with dusted sugar)

B. Conversation

Choose a restaurant (Hank's or Mona's) and choose three things to order from the menu. Complete the dialogue between the server and you. Ask and answer questions using the expressions for making polite offers and requests. (*Would you like... / I would like... / Can I... / Could I... May I...*)

Server:	Hello! Are you ready to order?
You:	
Server:	
You:	
Server:	
You:	
Server:	

C. Write

Complete the speech bubbles. Use "Real World Expressions: Opinions" to help you.



Real World Expressions: Opinions

It was / They were



+

okay
good
good / pretty good
nice / really nice
great
amazing / wonderful
awesome / brilliant

-

not very good
bad / pretty bad

terrible / awful
horrible



Answer Key

Welcome Back!

Answer Key

Lesson 1

A.

Answers will vary.

B.

Answers will vary.

C.

Answers will vary.

Lesson 2

A.

- 1 Hi! I'm Mari. What's your name?
- 2 I'm Bilal.
- 3 Nice to meet you!
- 4 Nice to meet you, too. Where are you from?
- 5 I'm from France. How about you?
- 6 I'm from Morocco. What do you like to do in your free time?
- 7 I like to play sports. I do karate and play tennis. How about you?
- 8 I play tennis, too.

B.

1. Hello, how are you?
2. I'm fine, thank you.
3. Where are you from?
4. I'm from Morocco.
5. What's your favorite music?
6. I like pop music.
7. How old are you?
8. I'm fifteen years old.

C.

Answers will vary.

D1.

- | | |
|----------------|-------------------|
| 1. gym | 7. classroom |
| 2. auditorium | 8. library |
| 3. art room | 9. main office |
| 4. music room | 10. courtyard |
| 5. hallway | 11. main entrance |
| 6. science lab | 12. sports field |

D2.




E.

- | | |
|------|------|
| 1. b | 6. b |
| 2. b | 7. a |
| 3. c | 8. b |
| 4. c | 9. c |
| 5. a | |

F1.

- | | |
|-------------|----------------|
| 1. eraser | 8. board |
| 2. toilet | 9. paper |
| 3. didn't | 10. pencil |
| 4. repeat | 11. spell |
| 5. English | 12. slowly |
| 6. question | 13. understand |
| 7. sorry | 14. page |

F2.



F3.

Welcome back to school. Get ready to learn English!

Unit 1: I want to be a graphic designer!

Answer Key

Lesson 1

A.

1. I **am** a **cashier** at a supermarket.
2. My aunt **is** a **hairstylist**.
3. My father **is** a **journalist**.
4. My **sisters are** nurses.
5. My mother **is** a **professor**.
6. Ahmed **is** a **server** at the pizza restaurant.
7. Henri and his father **are farmers**.
8. Susan's mother **is** a **cook** at the Italian restaurant.
9. Mario **is** a **mechanic**.
10. Anika's mother and father **are doctors**.
11. We **are computer programmers**.
12. Her uncle **is a hotel manager**.

B.

More than one answer possible for each category:

- store: cashier
- hospital: doctor, nurse, receptionist
- office: computer programmer, professor, graphic designer, salesperson, entrepreneur, receptionist
- university: professor, server, computer programmer, doctor, graphic designer, nurse, cashier, cook, coach
- restaurant: server, cook
- hotel: hotel manager, server, cook, receptionist

C.

- | | |
|-----------------------|-------------------|
| 1. A mechanic | 6. Hair stylists |
| 2. Professors | 7. A server |
| 3. A cook | 8. Journalists |
| 4. Hotel managers | 9. A salesperson |
| 5. A graphic designer | 10. Veterinarians |

D.

- | | |
|------|------|
| 1. B | 3. B |
| 2. C | 4. B |

E.

Answers will vary.

Lesson 2

A1.

1. baker
2. barber
3. photographer
4. dentist
5. entrepreneur
6. coach

A2.

Answers will vary.

B.

1. A hotel manager helps guests in a hotel.
2. An art teacher helps students draw and paint in a school.
3. A flight attendant helps travelers in an airplane.
4. A police officer keeps people safe in a city or town.
5. A nurse takes care of sick people in a hospital.
6. A server brings food and drinks in a restaurant.
7. A professor teaches classes in a university.
8. A hair stylist cuts people's hair in a salon.
9. A farmer grows food on a farm.
10. A salesperson sells things in a company office.
11. A cashier takes people's money in a store.
12. A mechanic fixes cars in a garage.

C.

- | | |
|-----------------|----------------|
| 1. are working | 6. take |
| 2. help | 7. is driving |
| 3. is talking | 8. are growing |
| 4. makes | 9. brings |
| 5. are chatting | 10. is fixing |

D.

1. Do you like playing sports? // Answers will vary.
2. Do you enjoy helping people? // Answers will vary.
3. Do you love being outdoors? // Answers will vary.
4. Do your classmates like speaking English? // Answers will vary.
5. Does your teacher enjoy working with teens? // Answers will vary.

Lesson 3

A.

1. He works at SeaLand Park. / (at) SeaLand Park
2. He is a dolphin trainer. / (a) dolphin trainer
3. Yes. / Yes, he loves his job.
4. On Sundays, Alonzo goes to the beach with his family./He goes to the beach./goes to the beach

C.

1. C
2. B
3. C
4. B
5. A

Lesson 4

A.

1. are good at cutting
2. is good at fixing
3. are good at cooking
4. is good at taking
5. are good at selling
6. are good at writing
7. are good at growing
8. is good at using
9. are good at working

B1.

Are you good at asking questions?

B2.

Answers will vary. Some examples of answers are listed below:

Are you good at using a computer?

Is she / he good at cooking?

Are they good at growing things?

C.

1. Val / She is a salesperson.
2. Val works at a computer store. / at a computer store
3. She enjoys talking with customers. / talking with customers
4. She finds out customers' needs, helps customers pick a computer, teaches people to use computers, fixes computers.
5. She's good at teaching people how to use the computer. She's good at fixing computers.
6. A

Lesson 5

B.

- | | |
|------------|-------------|
| 1. cookies | 4. siblings |
| 2. six / 6 | 5. socks |
| 3. car | 6. sick |

C.

Answer should include two or more of the following:

- started by children/young people
- got help from a mother
- sell (things) around the world
- are big
- make a lot of money
- like to help people
- give money to help people/give profits to help people
- are popular / loved (by customers)
- open for about 10 years / open for a long time

Lesson 6

A.

1. talkative / Sentences will vary.
2. friendly / Sentences will vary.
3. serious / Sentences will vary.
4. responsible or helpful / Sentences will vary.
5. hardworking / Sentences will vary.
6. helpful or responsible / Sentences will vary.
7. creative / Sentences will vary.
8. shy / Sentences will vary.
9. quiet / Sentences will vary.

B1.

pal/pals and buddy/buddies

B2.

- | | |
|-----------|------------|
| 1. know | 6. fun |
| 2. clear | 7. eyes |
| 3. night | 8. find |
| 4. pool | 9. friends |
| 5. within | |

B3.

Answers will vary.

C.

Answers will vary.

Lesson 7

A.

- | | |
|------|------|
| 1. f | 5. d |
| 2. h | 6. b |
| 3. a | 7. c |
| 4. g | 8. e |

B.

- | | |
|-------|--------|
| 1. on | 8. in |
| 2. on | 9. On |
| 3. at | 10. in |
| 4. in | 11. At |
| 5. At | 12. at |
| 6. in | 13. at |
| 7. at | 14. in |

C.

Answers will vary.

Unit 2: How about a snack?

Answer Key

Lesson 1

A1.

- | | |
|-------------|-------------|
| 1. pastries | 6. cereal |
| 2. fruit | 7. coffee |
| 3. bread | 8. burger |
| 4. water | 9. potatoes |
| 5. soda | |

A2.

- | | |
|------------|------------|
| 1. juice | 6. milk |
| 2. fish | 7. yogurt |
| 3. eggs | 8. beef |
| 4. peppers | 9. chicken |
| 5. butter | |

B.

1. B
2. A
3. C
4. D

C.


Answers will vary.

D.

1. loves
2. doesn't like
3. prefers
4. likes

Lesson 2

A.



B.

Fruit	Vegetables	Dairy	Meat	Seafood	Grains
cherry orange peach melon	potato tomato zucchini carrot	butter milk cheese	chicken lamb beef	shrimp fish	rice couscous

C.

My sister and I like different things. We both love fruit but we like different kinds. My sister likes **oranges** and **peaches** but I prefer **bananas**, **strawberries**, and **grapes**. We both like vegetables but we like different kinds. My sister loves **peppers**, **tomatoes**, and **cucumbers** but I prefer **potatoes** and **carrots**.

Lesson 3

A.

Answers will vary.

B.

Fruit	Vegetables	Dairy	Meat	Seafood	Grains
strawberries blueberries	salad spinach broccoli carrots peppers french fries	milk cheese yogurt butter	beef steak hamburgers	fish salmon tuna shrimp	bread rice pasta couscous cereal oatmeal

Lesson 4

A.

- | | |
|---------|----------------|
| 1. any | 9. some |
| 2. some | 10. some |
| 3. some | 11. The / Some |
| 4. an | 12. a |
| 5. a | 13. some / a |
| 6. some | 14. any |
| 7. the | 15. any |
| 8. any | 16. a |

B.

Answers will vary.

Lesson 5

A.

- How to Start a Food party
- Is there a need?
- Find a Room
- Find People to Help
- Choose a Day
- Pack the Boxes

B.

- 5 Ask for food and money.
- 7 Put the food in boxes.
- 2 Find a room for the food pantry.
- 1 Ask, "Do families need food?"
- 4 Tell the community, "We are starting a food pantry."

6 Decide on a day and time to open the food pantry.

8 Give the boxes to the families.

3 Get a group of people. Ask, "Who wants to help?"

C.

Answers will vary.

Lesson 6

A1.

- Would
- have
- Can

A2.

- like
- Can
- prefer
- have

A3.

- | | |
|-----------|----------|
| a) like | d) any |
| b) please | e) would |
| c) prefer | |

B.

Answers will vary.

C.

Answers will vary.

Lesson 7

A.

- Mona's
- Hank's
- Mona's
- Both (Hint: Fish & Chips = Fish & French Fries)
- Hank's
- Mona's
- Mona's
- Answers will vary.

B.

Answers will vary.

C.

Answers will vary.