



Unlocking the Magic of Crystals

Crystals: Purpose and Meaning

C O N T E N T S

**DISCOVER THE RIGHT
CRYSTAL FOR YOU**

**CRYSTAL COLORS AND
THEIR MEANINGS**

**CRYSTAL ENERGIES BY
INTENTION**

**ACTIVATING YOUR
CRYSTAL**

ADDITIONAL TIPS

Discover the Right Crystal for You

How to Choose the Right Crystal

Selecting a crystal is a deeply personal experience. Here are some steps to guide you:

1. **Clarify Your Intention:** Reflect on what you seek—be it love, abundance, clarity, or protection.
2. **Trust Your Intuition:** Allow yourself to be drawn to a crystal that resonates with you, even if you don't fully understand why.
3. **Research Properties:** Learn about the crystal's attributes to ensure it aligns with your goals.
4. **Hold and Feel:** Physically handle the crystal to sense its energy. Notice any sensations or emotions that arise.
5. **Activate Your Crystal:** Once chosen, cleanse and charge your crystal to attune it to your energy.

Crystal Colors and Their Meanings



Clear: Clarity, spiritual growth, manifesting desires.



White: Purity, higher realms, lucid dreaming.



Yellow: Self-empowerment, motivation, manifesting abundance.



Orange: Creativity, joy, healthy energy levels.



Red: Passion, courage, vitality.



Purple: Intuition, psychic senses, spiritual connection.

Crystal Colors and Their Meanings




Blue: Expression, communication, understanding




Green: Heart healing, balance, emotional well-being.




Rainbow: Grounding, protection, emotional balance.



Black: Prosperity, confidence, new opportunities.



Gold: Intuition, insight, divine feminine energy.



Silver: Love, self-love, nurturing.

Crystal Energies By Intention

Align your crystal choice with your specific goals:

- **Abundance:** Green, gold, or yellow crystals like Aventurine, Citrine, Malachite.
- **Love:** Pink, red, or peach crystals such as Rose Quartz, Peach Moonstone, Ruby.
- **Friendship:** Pink and green crystals or orange crystals
- **Beauty:** Pink, peach, red, or yellow crystals like Rose Quartz, Peach Moonstone, Carnelian, Citrine.

Crystal Energies By Intention

Continued:

- **Inspiration:** Clear, blue, or yellow crystals like Clear Quartz, Chrysocolla, Citrine.
- **Confidence:** Clear, yellow, red, and gold crystals such as Pyrite, Citrine, Quartz, Carnelian, Orange Calcite.
- **Joy & Fun:** Yellow and orange crystals like Yellow and Orange Calcite, Yellow Aventurine.
- **Creativity:** Yellow, orange, and red crystals such as Citrine, Yellow or Orange Calcite, Carnelian.

Activating Your Crystal

To harness the full potential of your crystal:

1. **Cleanse:** Remove any accumulated energies by placing your crystal on a cleansing stone like Selenite or using smoke from Palo Santo or Sage.
2. **Set Your Intention:** Hold the crystal in your left hand, visualize white light enveloping it, and state your intention aloud with emotion.
3. **Charge:** Allow the crystal to absorb the energy by placing it under moonlight, sunlight, or using Reiki.
4. **Revisit:** Periodically cleanse and recharge your crystal to maintain its potency.

Additional Tips

- **Placement:** Position crystals on your body or in your environment to influence specific energies.
- **Affirmations:** Pair your crystal with positive affirmations to reinforce your intentions.
- **Journaling:** Document your experiences and any shifts you notice in your energy or circumstances.



Thank You

I wanted to say thank you for
downloading this pdf, if you want to
find more content classes or
workbooks browse my website
www.thetarotfaerie.com
info@thetarotfaerie.com

Socials

<https://www.tiktok.com/@thetarotfaerie>
<https://uk.pinterest.com/ImTarotFaerie/>