

glimmer

COLLECTION

2024



www.dorwell.in

dorwell[®]
designed for strength



ABOUT US

Discover Dorwell – Where Innovation Meets Excellence We're thrilled to unveil our latest milestone and expansion to 70,000 sqft. This achievement reflects our unwavering dedication to quality and innovation. As leaders in cutting-edge craftsmanship, we offer doors that not only define spaces but exceed expectations. Experience the finest quality doors that make a statement of style and durability. Step into new dimensions with our top-of-the-line products and elevate every entrance.



qjimmer

SPECIFICATIONS

FLUSH DOOR -
30 MM / 32MM / 35 MM

FRAME -
IMPORTED PINE WOOD


FILLER -
POPULAR / PINWOOD /
HARDWOOD / TUBULAR

LAMINATE -
.80MM / 1.00 MM




GM 1001

qllmmr




GM 1002

qllmmmr



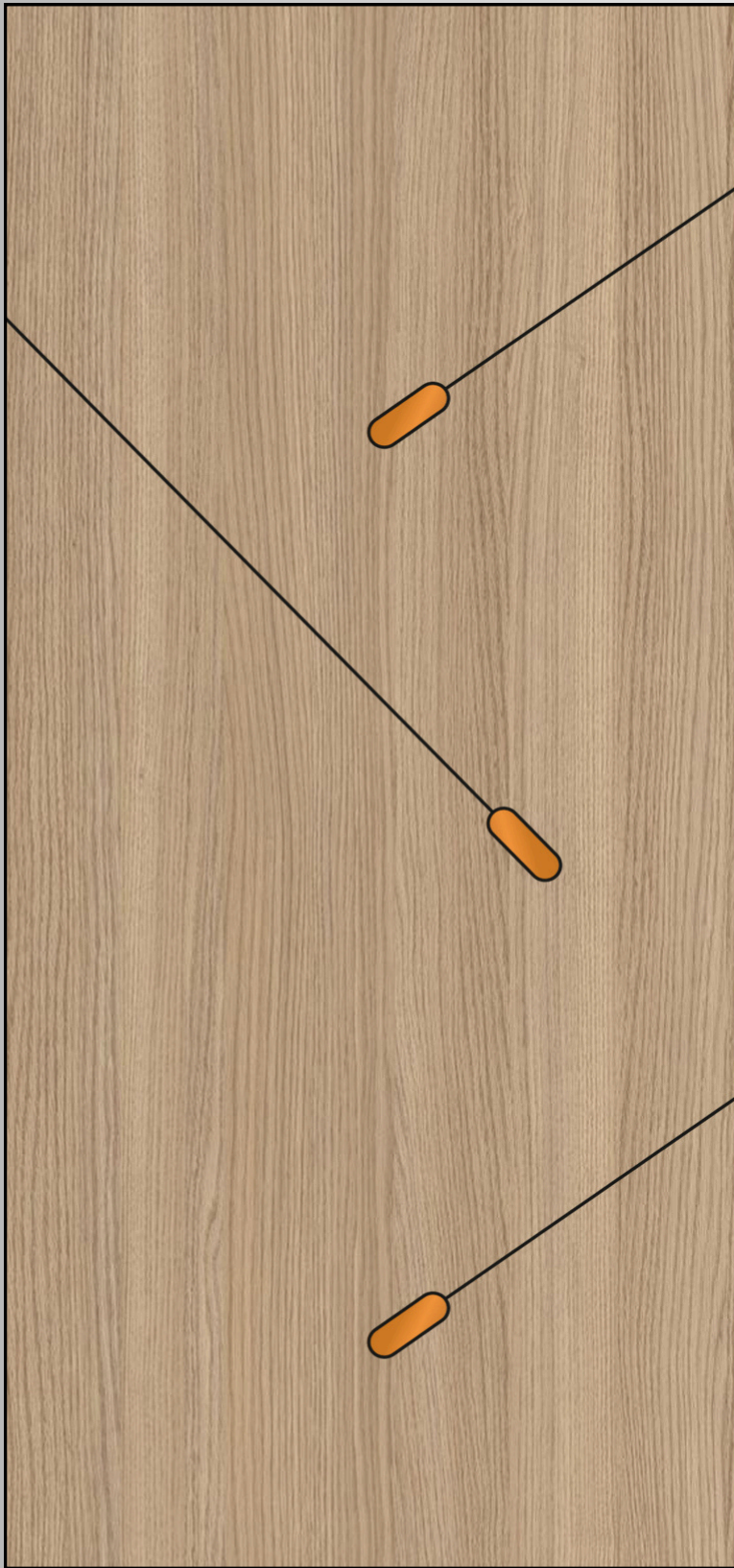
GM 1002

3 Zimmer



GM 1003

qlimmer




GM 1004




GM 1005

qLimmer



GM 1006

qimmmr




GM 1007

qimmmr




GM 1008

qllmmr



GM 1009

olimmer




GM 1010

qimmmr



GM 1011

qimmmr



GM 1012

qllmmr

LAMINATE

Patette



4649 SF REDD



4576 SF REDD



4214 SF REDD



4093 SF REDD

olimmer

LAMINATE

Palette



4238 SF REDD



4211 SF REDD



4212 SF REDD



4210 SF REDD

olimmer

LAMINATE

Patette



oJimmr

4213 SF REDD

The
DOOR
SPECIALISTS

www.dorwell.in



INDORE, INDIA

decologic.ind@gmail.com