



LTE CAT6 Router **TW216A**

**YOUR LINK TO THE WORLD
WITH**

RELIABLE MOBILE LTE ROUTER ■





LTE CAT6 Router

TW216A

Your Link to The World With Reliable Mobile LTE Router

- Share your LTE internet connection with multiple devices at home to simultaneously work, stream, game, and more
- Simply plug in a SIM/UICC card to connect to the Internet
- Wi-Fi delivers faster speeds, greater capacity and reduced network congestion
- 3 Gigabit Ethernet LAN port and 1 Gigabit Ethernet WAN port provide high speed wired connectivity
- Ideal for home, SOHO, pop-up shops, smart classrooms.



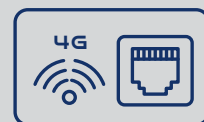
Fast Speeds

LTE and Wi-Fi technology to deliver faster speeds



Plug & Play

Connect to 4G by simply inserting a SIM/UICC card



Versatility

4G mobile broadband and 1 Gbps WAN port provides flexible Internet connectivity to suit your needs



Gigabit Ports

Connect to smart TVs, game consoles, PCs and more for fast and reliable connections



Easy Setup & Management

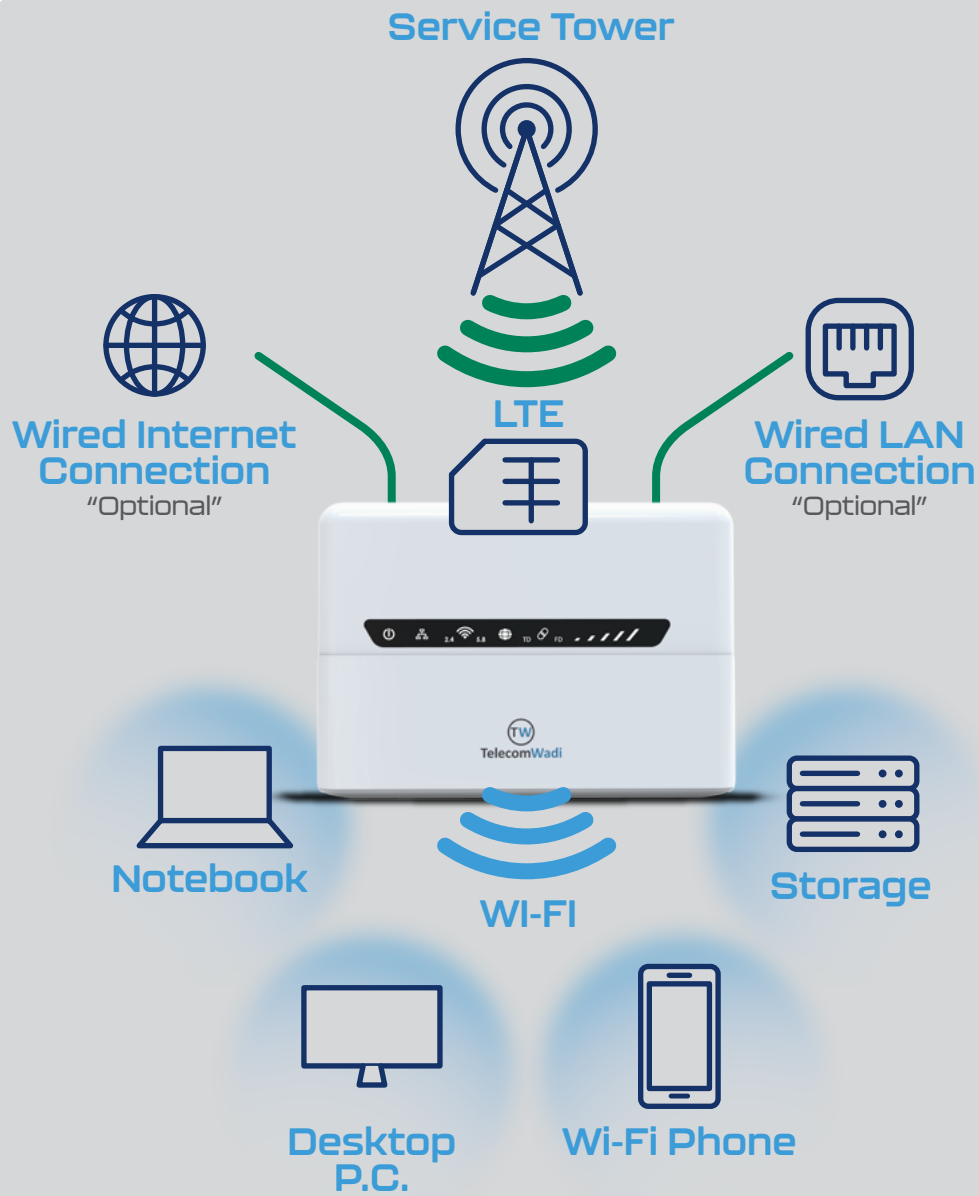
Set up your mesh Wi-Fi in minutes with app to effortlessly manage your home network




Secure Network

Keep your network safe with parental control, guest Wi-Fi, WPA2 encryption

Network Setup



Rear Panel



LTE CAT6 Router

TW216A

General Specifications

Hardware Specification

LTE Module:	Simcom	Wi-Fi Chipsets:	Realtek
LTE Standard:	3GPP Release 16	Button:	ON/OFF, WPS, Reset

Transfer Rate

LTE: Download: 300Mbps, Upload: 50Mbps - Antenna: x4 Internal

Wi-Fi Specification

AC1200	IEEE:	802.11 a/b/g/n/ac
Antenna:	x2 Internal 2.4GHz, x2 Internal 5GHz	Rate: 2.4GHz: 300Mbps, 5GHz: 867Mbps

Physical Ports

4*ETH RJ45 LAN Port 10/100/1000 Auto-Sensing1

*SIM Card Holder

Number of Concurrent Users:	64(32x2.4GHz-32x5GHz) (MU-MIMO)
IP Index-Dual Stack:	IPv4/IPv6
Operation Mode:	Router/NAT/Bridge

Support

<ul style="list-style-type: none">• TR69• SNMP• NAT Mode• SIM Lock• L2/L3 Firewall• DMZ• GRE Tunneling	<ul style="list-style-type: none">• Multi APN• IP Routing• SSH/Telnet• Port Forwarding• PPTP, L2TP VPN Client• L2TP BCP• Web base Management-GUI
--	--

Working Frequency

4G: FDD-LTE: B1/B3/B5/B7/B8/B20/B28

TDD-LTE: B38/B40/B41(2500-2690 MHz)

3G: DC-HSPA+/HSPA/UMTS: B1/B8(1710-1866 MHz)

Working Environment

Operating Temperature: -35 °C to +75 °C

Extended Temperature: -40 °C to +85 °C

Case

ABS Material, Plastic case

Power

Input Universal Range 100 ~ 240V AC, Output: 12V/1.0A D

Power Consumption: <18W

Headquarter Office

Trivium Zayed-B228 First Al Sheikh Zayed,
Giza Governorate , 3244530

E-Mail: contactus@telecomwadi.com
Website: telecomwadi.com

Phone: +202 339 24752
+20 100 630 0842